



This is a digital copy of a book that was preserved for generations on library shelves before it was carefully scanned by Google as part of a project to make the world's books discoverable online.

It has survived long enough for the copyright to expire and the book to enter the public domain. A public domain book is one that was never subject to copyright or whose legal copyright term has expired. Whether a book is in the public domain may vary country to country. Public domain books are our gateways to the past, representing a wealth of history, culture and knowledge that's often difficult to discover.

Marks, notations and other marginalia present in the original volume will appear in this file - a reminder of this book's long journey from the publisher to a library and finally to you.

### **Usage guidelines**


Google is proud to partner with libraries to digitize public domain materials and make them widely accessible. Public domain books belong to the public and we are merely their custodians. Nevertheless, this work is expensive, so in order to keep providing this resource, we have taken steps to prevent abuse by commercial parties, including placing technical restrictions on automated querying.

We also ask that you:

- + *Make non-commercial use of the files* We designed Google Book Search for use by individuals, and we request that you use these files for personal, non-commercial purposes.
- + *Refrain from automated querying* Do not send automated queries of any sort to Google's system: If you are conducting research on machine translation, optical character recognition or other areas where access to a large amount of text is helpful, please contact us. We encourage the use of public domain materials for these purposes and may be able to help.
- + *Maintain attribution* The Google "watermark" you see on each file is essential for informing people about this project and helping them find additional materials through Google Book Search. Please do not remove it.
- + *Keep it legal* Whatever your use, remember that you are responsible for ensuring that what you are doing is legal. Do not assume that just because we believe a book is in the public domain for users in the United States, that the work is also in the public domain for users in other countries. Whether a book is still in copyright varies from country to country, and we can't offer guidance on whether any specific use of any specific book is allowed. Please do not assume that a book's appearance in Google Book Search means it can be used in any manner anywhere in the world. Copyright infringement liability can be quite severe.

### **About Google Book Search**

Google's mission is to organize the world's information and to make it universally accessible and useful. Google Book Search helps readers discover the world's books while helping authors and publishers reach new audiences. You can search through the full text of this book on the web at <http://books.google.com/>




J


EX LIBRIS

EDUCATION DEPT.









**REPORT**

Univ. of  
CALIFORNIA

**OF THE**

**COMMISSIONER OF EDUCATION**

**FOR**

**THE YEAR 1878.**



**WASHINGTON:  
GOVERNMENT PRINTING OFFICE.  
1880.**

TO THE  
ASSOCIATION

LIII  
A3  
1877/78

[These extra copies are printed in compliance with a joint resolution of Congress  
passed June 11, 1880.]


EDUCATION DEPT.



#### ERRATA.

Page 108, line 12. Omit the first "it" in the line.

Page 159. The statement relating to school revenue made in the first three lines of the page arose from a misapprehension of the law. A certain part of each \$1,000 raised for public purposes is "apportioned" to the cities and towns, each of which is obliged to raise at least \$350 for school purposes for every \$1 thus apportioned to it.



# CONTENTS.

	Page.
<b>REPORT OF THE COMMISSIONER OF EDUCATION .....</b>	<b>vii-ccl</b>
General review of educational condition, vii-viii; review of the work of the Office, viii-xi; summaries of educational statistics, with diagrams, xii-xx; summary of educational condition of the States and Territories, xx-xxviii; comparative statistics of education at the South, with remarks, xxviii-xxxiv; yellow fever and the schools, xxxv; education of whites at the South, xxxvi; the Peabody fund, xxxvi-xxxvii; supervising school officers, xxxvii; text books and courses of study for public school systems, xxxvii-xli; schools in rural districts, xli-xliii; course of study for ungraded schools, xliii-xlv; educational beginnings, xlv-xlix; summary of school statistics of cities, with remarks, l-lxvi; special schools, lxvi-lxvii; statistical summary of normal schools, lxvii-lxxiv; statistical summary of commercial and business colleges, lxxv; statistical summary of Kindergärten, with remarks, lxxvi-lxxvii; statistical summary of schools for secondary instruction, lxxvii-lxxxiii; statistical summary of preparatory schools, lxxxiv-lxxxv; statistical summary of schools for the superior instruction of women, with diagram, lxxxiv-lxxxviii; statistical summary of universities and colleges, with diagrams, lxxxviii-xcvi; classical and scientific instruction, xcvi-civ; statistical summary of schools of science, with remarks, civ-cxii; statistical summary of schools of theology, cxii-cxiii; statistical summary of schools of law, cxiii-cxiv; statistical summary of schools of medicine, cxiv-cxvi; statistical summary of degrees conferred, with remarks, cxvii-cxxi; statistical summary of libraries, cxxii; statistical summary of schools for the feeble-minded, cxxiii; statistical summary of institutions for the deaf and dumb, with remarks, cxxiv-cxxvii; statistical summary of schools for the blind, cxxviii-cxxix; statistical summary of reform schools, cxxx-cxxxi; special training in schoolships, cxxxii-cxxxiii; statistical summary of orphan asylums, soldiers' orphans' homes, infant asylums, industrial schools, and miscellaneous charities, cxxxiv-cxxxvi; statistical summary of benefactions, cxxxvii-cxxxviii; statistical summary of educational publications, cxxxviii; statistical summary of patents for school furniture, cxxxix; education in foreign countries, cxl-clxxviii; Dr. David Murray and education in Japan, clxxviii-clxxix; United States education at the Paris Exposition, clxxix-cxciii; special instruction, cxciii-cxciv; schools of cookery, cxciv-cxcv; training schools for nurses, cxcv-cxovi; industrial training, cxovi; drawing in the Boston public schools, cxovi-cxovii; instruction of girls in sewing, cxovii-cxoviii; industrial instruction for the dependent classes, cxoviii-cxcix; foreign apprentice schools, cxcix-cc; recommendations, conclusion, cci.	
<b>ABSTRACTS .....</b>	<b>1-302</b>
Abstracts of the official reports of the school officers of States, Territories, and cities, with other additional information .....	5-296
Educational associations .....	297-301
Education in Sunday schools.....	302

	Page.
STATISTICS OF EDUCATION FOR THE YEAR 1878.....	303-721
TABLE I. Statistics of the school systems of the States and Territories. 304-311	
II. School statistics of cities containing 7,500 inhabitants and over .....	312-354
III. Statistics of normal schools.....	355-366
IV. Statistics of commercial and business colleges.....	367-377
V. Statistics of Kindergärten .....	378-400
VI. Statistics of institutions for secondary instruction.....	401-488
VII. Statistics of preparatory schools.....	489-498
VIII. Statistics of institutions for the superior instruction of women .....	499-514
IX. Statistics of universities and colleges .....	515-547
X. Statistics of schools of science .....	548-557
XI. Statistics of schools of theology .....	558-567
XII. Statistics of schools of law .....	568-571
XIII. Statistics of schools of medicine, dentistry, and pharmacy..	572-581
XIV. Summary of examinations for admission to the United States Military and Naval Academies.....	582-583
XV. Degrees conferred in 1878 by universities, colleges, scientific and other professional schools, and by schools for the super- rior instruction of women.....	584-598
XVI. Statistics of additional public libraries numbering 300 vol- umes or upwards.....	599-600
XVII. Statistics of schools and asylums for feeble-minded children.	601
XVIII. Statistics of institutions for the deaf and dumb .....	602-607
XIX. Statistics of institutions for the blind .....	608-609
XX. Statistics of reform schools .....	610-622
XXI. Statistics of orphan asylums, soldiers' orphans' homes, infant asylums, industrial schools, and miscellaneous charities...	623-677
XXII. Statistics of educational benefactions .....	678-701
XXIII. Publications, educational, historical, &c.....	702-719
XXIV. Improvements in school furniture, apparatus, &c., patented in 1878.....	720-721
INDEX .....	723-750

# REPORT.

---

DEPARTMENT OF THE INTERIOR, BUREAU OF EDUCATION,  
*Washington, D. C., November, 1878.*

SIR: I have the honor to submit my ninth annual report, covering the year 1878.

The financial depression noted in several previous reports has continued. The bulwarks of society have not escaped assault either by ignorant, unfortunate, or unprincipled persons. Education has had its share of these attacks. In the midst of these encounters of sentiment, the thoughtful and patriotic mind has found further occasion for alarm in observing how few, comparatively, of those citizens or statesmen who sincerely desire to maintain our institutions in their purity and vigor have been sufficiently familiar with the history of the questions arising to make that complete defense of our liberties which the facts in our national experience warrant. This has been especially noticeable in the case of certain parts of the public school system, such as the high school, the normal school, supervision, inspection, and adequate salaries. Those who have sowed the idea that anybody is competent, unaided, to decide and act on any educational problem have reaped an abundant crop of absurdities. States, cities, and schools have been seen to blunder back into the errors through which they floundered only a few years before, utterly oblivious of their previous adverse experiences; more frequently still has it been found true that one blunderer has not learned anything from the experience of others, while the discussions as a whole have displayed an utter ignorance and disregard of thorough and far reaching principles. This strain upon our free institutions has tempted not a few, whose moderation would otherwise have restrained them, into measures or expressions of antagonism to our educational instrumentalities. This has been particularly true of those who would modify our present freedom of conscience, and of those who would establish a distinction of classes with a view to a permanent aristocracy, as well as of those who desire to practise some form of destructive communism. Not a few of the steps proposed, if carefully examined, are found to be directly in the return path toward barbarism.

This Office, so easily held to the strictest accountability for every act and opinion, as a place under national control, as "a national clearing house" of educational information, where what has been is carefully recorded and that which indicates the good or bad may be selected, has had its full measure of instructive experiences. It has now passed the first decade of its history. Called for by thoughtful educators in anticipation of the perils that have been in some measure averted and with a hope that it might afford relief or safety therefrom, in the midst of ignorance on the one hand and indifference or opposition on the other, never furnished with either the quarters, the assistants, or the money necessary to do the work required, it has nevertheless, by the hearty coöperation of an increasing number of educators, citizens, and statesmen in our own land and of collaborators throughout the world, been able to accumulate that information about conditions and results in many similar cases which teachers and school officers have found available in this year of special trial as never before. Seeking and desiring to act only as an office of information, it clearly needs, to do its work satisfactorily to itself and to its friends, according to their own standards, first, a sufficient force of competent and trained men and women; second, proper quarters; third, a library which should not be considered complete until it contains everything printed on the subject of education; fourth, a collection of educational appliances, alike necessary to the most intelligent use of the library and to the study and illustration of improvements in school-houses, furniture, apparatus, text books, &c., by those connected with the Office and its visitors; fifth, appropriate

VIII REPORT OF THE COMMISSIONER OF EDUCATION.

means for receiving and collecting information which educators desire to communicate in regard to their systems, institutions, or methods; and, sixth, sufficient means to arrange all of this information, summarize, abstract, digest, and publish it, or communicate it, as may be demanded by the educators of the country.

That the nation has this function, which is solely one of supplying information, in regard to such subjects as agriculture, health, meteorology, and education, and that it must exercise the same or ignore the general welfare, is more and more generally believed.

Respecting the extent to which this Office has performed its part in this national function of supplying intelligence during this year of peril to education and respecting its facilities for performing this duty, it may be said, first, that its clerical force is the same as in previous years; second, that by going through the trial of removal it has come into the possession of quarters which, though still inadequate, afford some advantages not possessed before, especially as they permit the collection illustrating the condition, progress, methods, and appliances of education to be brought into proximity with its library; third, that the accumulation of manuscript information is large and valuable; fourth, that the publications of the Office, its circulars and reports, furnish a comprehensive review of the period covered not otherwise attainable (being rendered specially available by tables of contents and indexes), copies of which are placed in all the educational centres of the country; fifth, that the relation between the Office and the educators of the country, upon which the success and usefulness of the Office have largely depended, is a cordial one. Educators manifest this both by furnishing the Office information, frequently at great labor and expense to themselves, and by their appreciation of the summaries and generalizations it is able to make and the frequency of their calls for the same.

AMERICAN CORRESPONDENTS OF THE OFFICE.

The following summary gives the number of the correspondents of the Office, showing the sources of the information contained in these reports:

*Statement of educational systems and institutions in correspondence with the Bureau of Education in the years named.*

	1870.	1871.	1872.	1873.	1874.	1875.	1876.	1877.	1878.
States and Territories .....	37	37	44	48	48	48	48	48	48
Cities .....		249	305	533	127	241	239	241	258
Normal schools .....	53	65	98	114	124	140	152	166	179
Business colleges .....	26	60	53	112	126	144	150	157	163
Kindergärten .....				42	55	95	149	177	217
Academies .....		638	811	944	1,031	1,467	1,550	1,650	1,665
Preparatory schools .....				66	91	105	114	123	125
Colleges for women .....	33	126	175	205	209	249	252	264	277
Colleges .....	266	290	298	323	343	365	381	385	369
Schools of science .....	17	41	70	70	72	76	76	77	80
Schools of theology .....	80	94	104	140	113	123	125	127	129
Schools of law .....	28	39	37	37	38	42	42	45	50
Schools of medicine .....	63	82	87	94	99	104	102	106	112
Public libraries .....	156	180	306	377	678	2,200	2,275	2,440	2,578
Museums of natural history .....			50	43	44	53	54	55	55
Museums of art .....				22	27	27	31		
Art schools .....					26	29	30		
Institutions for the deaf and dumb .....	34	36	37	40	40	42	43	45	52
Institutions for the blind .....	10	26	27	28	28	29	29	30	31
Schools for the feeble-minded .....		8		7	9	9	11	11	11
Orphan asylums, &c. ....			77	120	209	408	533	540	638
Reform schools .....	28	20	20	34	58	67	63	63	78
Total .....	831	2,001	2,619	3,449	3,651	6,065	6,449	6,750	7,135

THE WORK OF THE OFFICE.<sup>1</sup>

The Office has sent out about 20,000 communications and 15,000 packages of documents, and has received about 24,000 communications and 6,000 packages of documents. It has been greatly disappointed in the lack of means for publication: the resolution to print its report for 1877 has not passed Congress; it has been able to print only two circulars of information and to reprint certain special articles demanded from the report of 1876.

FOREIGN CORRESPONDENTS.

The intercourse of the Office with foreign educators has increased in interest. Many important letters have been received and answered. Thirty-five periodicals are examined regularly and important works on education are procured as soon as possible and carefully read, the most valuable parts of which are translated and summarized. The advanced educators of the country constantly demand that this information, which is only accessible through the material in the Office, shall be communicated to the public. An effort has been made in each annual report to find place for a brief summary of the most important facts in regard to education in other countries. Any fuller communication will perhaps necessitate an additional publication by the Office in the form of occasional bulletins.

The following summary shows one item of the work required of the translator:

*Foreign periodicals received and examined.*

Countries.	Periodicals.					Number of pages.						
	Number.	Daily.	Weekly.	Semi-monthly.	Monthly.	Bi-monthly.	Total.	Daily.	Weekly.	Semi-monthly.	Monthly.	Bi-monthly.
France .....	8	.....	3	1	4	.....	523	.....	48	250	294	.....
Germany .....	8	1	4	.....	2	1	380	8	32	.....	240	100
Austria .....	2	.....	1	.....	1	.....	96	.....	16	.....	80	.....
Netherlands .....	1	.....	1	.....	.....	.....	8	.....	8	.....	.....	.....
Switzerland .....	1	.....	1	.....	.....	.....	8	.....	8	.....	.....	.....
England .....	9	1	3	.....	5	.....	336	16	80	.....	240	.....
Canada .....	3	.....	.....	.....	3	.....	64	.....	.....	.....	64	.....
Belgium .....	1	.....	.....	.....	1	.....	100	.....	.....	.....	100	.....
Italy .....	2	.....	.....	.....	2	.....	104	.....	.....	.....	104	.....
Total .....	35	2	13	1	18	1	21,618	24	192	250	1,052	100

<sup>a</sup>Or 37,220 pages in one year in the above periodicals.

OFFICE LIBRARY.

Congress has not yet seen fit to grant my repeated request for a librarian, but I have felt compelled, in view of the size and value of the collection of books (numbering ten thousand and pamphlets twenty-five thousand, besides many duplicates) and of the imperative need that it should be made more available for use in the work of the Office, to withdraw from other duties Mr. S. E. Warren, the best informed of my assistants in library administration, and to assign him to the examination, classification, and arrangement of books and pamphlets, in which he has made great progress, par-

<sup>1</sup>Two clerks long connected with the Office have resigned: one, Mrs. L. B. Armstrong, did stenographic work and held a confidential position in connection with the correspondence; she performed her exacting labor not only acceptably, but in her conscientious devotion to duty sometimes imperilled her health by doing more than her strength would permit. Another, Mrs. E. H. Diebrow, was assigned to the duty of making special investigations and preparing therefrom the summaries and statements so much demanded in the correspondence and reports of the Office; of cultured mind, her observation extended by foreign travel, ready, accurate, and conscientious as a writer, she performed her difficult task with great satisfaction to the Office. Mrs. H. F. Hovey has been assigned to the former position and Miss A. T. Smith to the latter.

ticularly since the removal to new quarters. The library is in continual danger of damage to its foreign acquisitions and its valuable sets of periodicals on account of the present restriction as to binding of books. This provision of law, which has been repealed by special enactment for every other important collection of books in the executive Departments, still confines this library to the use of cloth and sheep skin for binding, though it is well known that these are the least durable materials for the purpose.

## STATISTICS.

The following statistics afford, as no lesser collection could, a satisfactory opportunity to compare, analyze, and comprehend the systems, methods, and phenomena of our education. Feeble indeed is the apprehension which cannot find food for reflection in their study. Here, for the thoughtful inquirer, are recorded losses and gains, defeats suffered and triumphs achieved. These data present an important part of the year's history and hold out promises which will be abundantly fulfilled in the years to come. Statistics never mislead those who use them understandingly. Their silence is more suggestive than a multitude of noises. They offer the only scientific basis for the study of our educational condition, and from their conclusions there is no appeal.

*Statistical summary of institutions, instructors, and students, as collected by the United States Bureau of Education, for 1873, 1874, and 1875.*

	1873.			1874.			1875.		
	Schools.	Teachers.	Pupils.	Schools.	Teachers.	Pupils.	Schools.	Teachers.	Pupils.
City schools .....	(a) 37, 726	1, 564, 663		(b) 16, 489	976, 837		(c) 22, 159	1, 180, 820	
Normal schools.....	114	887	16, 620	124	966	24, 465	137	1, 031	23, 105
Commercial and business colleges.	112	514	22, 397	196	577	25, 892	131	594	26, 109
Kindergärten .....				55	125	1, 636	95	216	2, 809
Institutions for secondary instruction.	944	5, 058	112, 570	1, 031	5, 466	98, 179	1, 143	6, 061	108, 235
Preparatory schools .....	86	690	12, 487	91	697	11, 414	102	746	12, 954
Institutions for the superior instruction of women.	205	2, 120	24, 613	209	2, 225	23, 445	222	2, 405	22, 795
Universities and colleges....	323	3, 106	52, 053	343	3, 783	56, 692	355	3, 999	58, 894
Schools of science.....	70	747	8, 950	73	609	7, 244	74	758	7, 157
Schools of theology.....	110	573	3, 838	113	597	4, 356	123	615	5, 234
Schools of law.....	37	158	2, 112	38	181	2, 585	43	224	2, 677
Schools of medicine, of dentistry, and of pharmacy.	94	1, 148	8, 681	99	1, 121	9, 095	106	1, 172	9, 971
Institutions for the deaf and dumb.	40	289	4, 531	40	275	4, 900	41	293	5, 087
Institutions for the blind....	23	545	1, 916	29	525	1, 942	29	498	2, 054
Schools for feeble-minded children.	9	213	758	9	312	1, 265	9	317	1, 372
Orphan asylums, industrial schools, and miscellaneous charities.	178	1, 484	22, 107	209	1, 678	26, 360	278	1, 789	54, 204
Reform schools.....	34	579	6, 858	56	693	10, 848	47	678	10, 670

a 533 cities, towns, and villages were included in 1873, which had a population of 10,042,892.

b 127 cities, containing 10,000 inhabitants or more, were included in 1874; their aggregate population was 6,37,905.

c 177 cities, each containing 7,500 inhabitants or more, reported in 1875; their aggregate population was 2,804,684.



*Statistical summary of institutions, instructors, and students, as collected by the United States Bureau of Education, for 1876, 1877, and 1878.*

	1876.			1877.			1878.		
	Schools.	Teachers.	Pupils.	Schools.	Teachers.	Pupils.	Schools.	Teachers.	Pupils.
City schools.....	(a)	23,504	1,343,487	(b)	23,530	1,249,371	(c)	27,944	1,556,974
Normal schools.....	151	1,065	33,921	152	1,189	37,022	156	1,227	39,669
Commercial and business colleges.	137	599	25,234	134	598	23,496	129	527	21,048
Kindergärten.....	130	364	4,000	129	339	3,931	159	376	4,797
Institutions for secondary instruction.	1,229	5,999	105,647	1,226	5,963	98,371	1,227	5,747	100,374
Preparatory schools.....	105	736	12,369	114	796	12,510	114	818	12,536
Institutions for the superior instruction of women.	225	2,404	23,856	220	2,305	23,022	225	2,478	23,639
Universities and colleges..	356	2,920	56,481	351	3,998	57,334	358	3,685	57,967
Schools of science.....	75	793	7,614	74	781	8,559	76	809	13,153
Schools of theology.....	124	589	4,298	124	564	3,965	125	577	4,320
Schools of law.....	42	218	2,664	43	175	2,811	50	196	3,012
Schools of medicine, of dentistry, and of pharmacy.	192	1,201	10,143	196	1,272	11,225	196	1,337	11,830
Institutions for the deaf and dumb.	42	312	5,209	43	346	5,743	52	372	6,036
Institutions for the blind..	29	569	2,023	30	568	2,179	30	547	2,214
Schools for feeble-minded children.	11	318	1,569	11	355	1,781	11	422	1,961
Orphan asylums, industrial schools, and miscellaneous charities.	385	3,197	47,429	.....	.....	.....	389	3,688	67,022
Reform schools.....	51	800	12,027	.....	.....	.....	68	996	13,966

a 192 cities of 7,500 inhabitants or more reported in 1876; their aggregate population was 9,122,955.

b 195 cities of 7,500 inhabitants or more reported in 1877; their aggregate population was 9,099,025.

c 218 cities of 7,500 inhabitants or more reported in 1878; their aggregate population was 10,224,270.

XII REPORT OF THE COMMISSIONER OF EDUCATION.

TABLE I.—PART 1.—Summary (A) of school age, population, enrolment, attendance, &c.

States and Territories.	School age.	School population.	Number between 6 and 16 years of age.	Number enrolled in public schools.	Average daily attendance.	Average duration of school in days.
Alabama	7-21	370,245		160,713	99,125	84.66
Arkansas	6-21	216,475		33,747		
California	5-17	205,473		154,064	94,696	144.9
Colorado	6-21	26,475		16,641	9,699	91
Connecticut	4-16	138,407	115,339	119,898	73,563	178.47
Delaware	5-21	35,649		26,730		157.5
Florida	4-21	72,985		36,964	23,933	105.8
Georgia	6-18	433,444		209,872	130,605	890
Illinois	6-21	1,002,421		706,723	420,031	154.22
Indiana	6-21	699,153		512,535	315,803	129
Iowa	5-21	575,474	368,647	428,392	256,913	140
Kansas	5-21	266,575	166,446	177,806	106,932	113
Kentucky	6-20	512,808		248,000	160,000	110
Louisiana	6-21	274,406		83,047	54,390	80
Maine	4-21	214,797		155,150	108,940	118
Maryland	5-20	276,120		156,274	81,829	128
Massachusetts	5-15	227,202		310,181	222,447	176
Michigan	5-20	478,806		359,702	210,000	150
Minnesota	5-21	271,428		167,825		85
Mississippi	5-21	346,613		905,978	115,976	79
Missouri	6-20	688,248		448,038	182,000	99
Nebraska	5-21	104,030		62,785		102
Nevada	6-18	9,222		7,612	4,666	161
New Hampshire	4-21	73,785		66,023	48,410	96.63
New Jersey	5-18	322,166		202,634	113,604	104
New York	5-21	1,615,266		1,022,052	577,606	179
North Carolina	6-21	422,380		222,022	132,553	46
Ohio	6-21	1,027,248	757,440	740,194	465,372	155
Oregon	4-20	53,462		26,992	21,464	94
Pennsylvania	6-21	1,200,000		936,780	603,825	145
Rhode Island	5-15	253,316		45,629	28,756	160 129
South Carolina	6-16	222,198	222,128	116,229		91
Tennessee	6-18	448,917		261,152	172,198	77
Texas	8-14	194,353		146,946		
Vermont	5-20	92,831		73,081	48,638	124
Virginia	5-21	483,701	307,722	202,244	116,464	107
West Virginia	6-21	209,522		130,124	86,768	96.36
Wisconsin	4-20	478,692	291,645	227,502		161 129
Total		14,418,923	2,145,387	9,294,316	5,093,298	
Arizona	6-21	3,089		2,740	290	124
Dakota	5-21	12,201		7,156	1,342	

a For white schools only.

b In the counties.

c In 1877.

d For colored population the school age is from 6 to 16.

e In rural Louisiana.

f In 1873.

g Census of 1875.

A For evening schools.

† Number between 4 and 15.



Diagram No. 2 shows on the left what percentage of the population of legal school age in the several States and Territories was in daily average attendance, and on the right what percentage of said population was enrolled in the public schools. The fact that the school age varies widely in different States not only partially accounts for the relative positions of the States indicated in the table, but also explains how it is that in Massachusetts more than 100 per cent. of the children of school age are reported enrolled. The percentage of daily average attendance is not given in the States of Arkansas, Delaware, Minnesota, Nebraska, South Carolina, Texas, and Wisconsin, nor in the Territories of Idaho, Montana, New Mexico, Washington, and Wyoming.

Diagram No. 3 shows the average monthly pay of teachers in the States and Territories. Fractions of dollars are disregarded in the diagram, but the exact figures may be found in Table I, Part 1. In the case of Alabama, New York, North Carolina, Tennessee, Texas, Montana, and Wyoming the average compensation is as given in the table, i. e., for the whole body of teachers, and not as given in the diagram, for each sex separately.

TABLE I.—PART 1.—*Summary (B) of the number of teachers employed in the public schools and the average monthly salary of teachers in the respective States and Territories.*

States and Territories.	Number of teachers.		Average monthly salary.	
	Male.	Female.	Male.	Female.
Alabama .....	3,278	1,522	(\$17 44)	
Arkansas .....	710	165	\$50 00	\$40 <sup>a</sup> 00
California .....	1,192	2,101	83 95	68 24
Colorado .....	226	341	49 90	46 25
Connecticut .....	2,752	2,329	61 03	36 50
Delaware .....	2,235	2,278	33 08	26 19
Florida .....	635	335	.....	.....
Georgia .....	3,654	1,826	.....	.....
Illinois .....	9,475	12,817	54 07	30 87
Indiana .....	8,039	5,742	261 20	245 80
Iowa .....	7,561	13,023	33 98	27 84
Kansas .....	2,861	3,498	33 68	27 10
Kentucky .....	1,600	2,700	40 00	35 00
Louisiana .....	589	1,533	240 00	237 00
Maine .....	2,280	4,540	32 63	15 92
Maryland .....	1,395	1,776	40 43	40 43
Massachusetts .....	1,118	7,390	75 64	33 04
Michigan .....	3,916	2,467	41 41	26 16
Minnesota .....	1,757	3,115	37 52	28 12
Mississippi .....	2,747	2,016	27 00	27 00
Missouri .....	(11,268)		36 36	28 08
Nebraska .....	1,609	2,121	34 65	25 75
Nevada .....	45	124	106 00	84 00
New Hampshire .....	600	3,026	37 12	24 26
New Jersey .....	993	2,430	60 50	36 14
New York .....	7,978	22,589	(43 44)	
North Carolina .....	2,719	1,003	(23 18)	
Ohio .....	11,029	12,222	59 00	41 00
Oregon .....	(1,068)		45 00	35 00


<sup>a</sup> Number of males employed in winter; number of females employed in summer.


<sup>b</sup> For white schools only.


<sup>c</sup> In cities.

<sup>d</sup> Exclusive of New Orleans.











SCHOOL STATISTICS OF STATES AND TERRITORIES. XV

TABLE I.—PART 1.—Summary (B) of the number of teachers employed in the public schools, &c.—Continued.

States and Territories.	Number of teachers.		Average monthly salary.	
	Male.	Female.	Male.	Female.
Pennsylvania .....	9,319	11,572	\$35 58	\$31 32
Rhode Island .....	a300	a1,012	75 00	45 85
South Carolina .....	1,844	1,273	22 22	25 42
Tennessee .....	4,057	1,535	(426 12)	
Texas .....	(4,330)		(553 00)	
Vermont .....	c720	c3,608	30 44	20 00
Virginia .....	2,853	1,750	32 19	27 14
West Virginia .....	2,622	925	d22 54	d26 12
Wisconsin .....	(9,806)		e105 55	e36 53
Total number of teachers in States .....	(269,132)			
Arizona .....	19	18	91 00	74 00
Dakota .....	141	189	37 16	26 54
District of Columbia .....	31	339	86 55	64 08
Idaho .....				
Montana .....	57	59	(59 71)	
New Mexico .....	132	15		
Utah .....	254	235	35 00	22 00
Washington .....	134	145	40 00	30 00
Wyoming .....	21	27	(71 56)	
Indian:				
Cherokees .....			42 80	43 80
Chickasaws .....				
Creeks .....		(196)	40 00	40 00
Choctaws .....			26 00	26 00
Seminoles .....			50 00	50 00
Total number of teachers in Territories .....	(2,012)			
Grand total .....	(271,144)			

a Evening school teachers included.  
 b In 1875.  
 c In 1877.

d For white schools only.  
 e In cities.

XVI REPORT OF THE COMMISSIONER OF EDUCATION.

TABLE L.—PART 2.—Summary (A) of annual income and expenditure, &c.

States and Territories.	Annual income.	Annual expenditure.					Estimated real value of sites, buildings, and all other school property.
		Sites, buildings, furniture, libraries, and apparatus.	Salaries of superintendents.	Salaries of teachers.	Miscellaneous.	Total.	
Alabama.....	\$377,188		\$8,064	\$350,633		\$358,697	
Arkansas.....	258,355	84,435		191,397	86,788	148,393	
California.....	3,890,661	456,556	42,100	2,372,551	428,708	3,155,815	\$6,343,370
Colorado.....	981,674	94,509		153,089	96,184	943,850	474,771
Connecticut.....	1,509,159	132,587	30,000	1,041,041	302,849	1,506,477	
Delaware.....	216,540			125,859	90,681	216,540	484,361
Florida.....	183,311		11,595	85,361	5,890	134,896	116,934
Georgia.....	411,453					411,453	
Illinois.....	9,634,798	122,102	76,006	4,445,657		7,326,109	16,105,670
Indiana.....	4,591,968	424,304		3,065,968	1,161,639	4,651,911	11,536,647
Iowa.....	4,840,856	728,790	(a)	3,011,230	954,518	4,692,538	9,356,129
Kansas.....	1,803,303	265,061	60,458	980,435	325,463	1,541,417	4,587,227
Kentucky.....	1,227,575	5,000	25,000	1,000,000	100,000	1,130,000	2,300,000
Louisiana.....	546,466	7,896	32,139	428,839	91,355	556,231	700,000
Maine.....	1,140,914	92,706	30,339	830,670	96,994	1,050,709	3,063,418
Maryland.....	1,540,861	207,662	28,250	1,122,414	234,934	1,593,960	
Massachusetts.....	4,535,635	4,786	54,985	671,657	432,255	5,108,988	
Michigan.....	3,240,486	655,338		1,920,229	540,942	3,116,519	8,937,091
Minnesota.....	2,524,485	77,471	57,420	878,980	480,814	1,494,685	3,362,352
Mississippi.....	696,268		7,412	585,393		592,805	
Missouri.....	3,424,408			2,320,430		2,406,133	8,331,369
Nebraska.....	665,068	138,775	24,460	444,500	142,785	750,520	1,806,467
Nevada.....	226,491	27,529		106,301	57,473	205,147	263,338
New Hampshire.....	583,440	102,822	14,093	419,258	60,194	636,655	2,336,547
New Jersey.....	2,004,049	322,243	22,180	1,528,966	64,640	2,004,049	6,300,398
New York.....	10,646,651	1,584,983	129,400	7,756,844	1,264,678	10,755,905	30,147,589
North Carolina.....	452,516	12,864	13,495	292,893	5,035	324,287	157,920
Ohio.....	7,642,011	1,015,785	185,650	4,956,514	1,836,976	7,995,125	21,329,864
Oregon.....	258,786	80,535		194,571		275,106	483,060
Pennsylvania.....	8,180,000	1,118,186	72,800	4,755,620	2,241,371	8,187,977	24,839,820
Rhode Island.....	709,444	175,363	10,201	427,445	66,761	679,770	2,634,941
South Carolina.....	316,197	6,303		291,268	21,459	319,030	
Tennessee.....	904,428	55,035	16,074	692,198	30,925	794,233	1,051,398
Texas.....	859,484	29,648		656,977		747,534	
Vermont.....	516,893		12,270	407,835	90,996	511,101	
Virginia.....	938,261	84,497	43,268	714,651	121,479	963,895	1,012,503
West Virginia.....	835,175	57,728	14,149	501,705	113,695	697,275	1,698,349
Wisconsin.....	2,749,956	252,651	46,000	1,601,252	217,632	2,117,535	5,115,556
Total.....	86,035,264	8,392,360	1,074,007	51,358,961	11,542,083	79,652,553	174,837,319
Arizona.....	21,296	3,406	1,100	14,947	1,943	21,398	47,478
Dakota.....	72,950	20,728		30,489	8,576	57,793	60,319
Dist. of Columbia.....	373,606	29,365	11,435	237,199	95,617	373,606	1,121,664
Idaho.....	23,247			22,022		23,022	
Montana.....	64,941	10,228				65,505	88,225
New Mexico.....	25,473			15,422	3,426	18,890	

a Included in teachers' salaries.

b Total of items reported.

c Only a partial report.

SCHOOL STATISTICS OF STATES AND TERRITORIES. XVII

TABLE I.—PART 2.—Summary (A) of annual income and expenditure, *fo.*—Continued.

Territories.	Annual income.	Annual expenditure.					Estimated real value of sites, buildings, and all other school property.
		Sites, buildings, furniture, libraries, and apparatus.	Salaries of superintendents.	Salaries of teachers.	Miscellaneous.	Total.	
Utah .....	\$113,413	\$27,463	\$1,500	\$24,230	.....	\$113,193	\$389,112
Washington .....	49,765	.....	.....	.....	.....	49,765	.....
Wyoming .....	24,626	.....	.....	16,400	.....	16,400	.....
Indian:							
Cherokees .....	73,398	.....	.....	43,075	.....	73,441	165,000
Chickasaws .....	43,000	.....	.....	4,500	.....	41,000	50,000
Creeks .....	13,000	.....	.....	11,300	.....	13,000	.....
Choctaws .....	29,022	.....	.....	12,000	.....	27,534	.....
Seminoles .....	4,000	.....	.....	2,250	.....	2,800	.....
Total .....	942,837	91,290	14,035	494,794	\$109,594	677,405	1,974,858
Grand total.	86,978,101	8,483,650	1,028,049	51,853,655	11,651,677	80,569,958	176,812,177

*a* Estimated by the Bureau.

XVIII REPORT OF THE COMMISSIONER OF EDUCATION.

TABLE I.—PART 2.—Summary (B) of per capita expenditure.

States and Territories.	Expenditure in the year per capita of the school population.	Expenditure in the year per capita of pupils enrolled in public schools.	Expenditure in the year per capita of average attendance in public schools.	Expenditure in the year per capita of population between 6 and 16.	Expenditure in the year per capita of population between 5 and 16, including interest on the value of all school property.
Cherokees (Indian Territory).....	\$24 78	\$35 76	\$63 76		
Massachusetts .....	15 26	14 62	19 85		
California .....	a13 74	a18 59	a23 19	ab13 74	ab14 04
Choctaws (Indian Territory) .....	12 62	25 62	36 96		
Rhode Island.....	a12 53	a17 10	a19 33		
Connecticut .....	10 71	12 37	20 14	12 85	
Montana .....	10 65	14 22			
Colorado .....	10 14	16 40	27 66		
District of Columbia .....	8 91	15 13	19 08	9 62	11 59
Iowa .....	8 22	11 05	18 43	12 84	14 37
Illinois.....	a7 45	a10 63			
Nebraska .....	7 21	11 95			
Indiana .....	7 04	9 60	15 57		
Arizona .....	6 92	8 00	24 03		
Ohio .....	6 85	9 51	15 10	9 29	10 96
Michigan.....	a6 05	a10 20	a13 52		
Minnesota.....	5 50	8 90			
Oregon .....	5 146				
New Jersey .....	5 10	8 12	14 47		
Maryland .....	5 06	8 95	17 09		
Vermont .....	5 04	6 43	9 62		
Kansas.....	4 88	7 32	12 18	7 82	10 54
Wisconsin .....	4 52	7 24		d10 69	d12 43
Maine .....	4 50	6 18	8 80		
Washington.....	3 82	9 24			
West Virginia.....	3 33	5 23	5 78		
Utah .....	3 33	5 25	7 63	3 33	
Kentucky .....	2 00	4 00	5 00		
Louisiana .....	2 00	6 72			
Virginia.....	1 83	4 37	7 59	2 87	3 07
Mississippi.....	1 70	2 93	3 46		
Tennessee .....	a1 58	a3 70	a4 91		
Alabama .....	97	2 25	3 64		
Georgia .....	95	1 96	3 15		
North Carolina.....	767	1 42	2 445		
Delaware.....		7 72			
Pennsylvania.....		7 61	11 81		
New Hampshire.....		a7 34	a14 40		

a In 1877.

b Per capita of population between 5 and 17.

c Includes expenditure for evening schools.

d Per capita of population between 4 and 18.

*Diagram showing the total*

MILLIONS.	187
15	
14	
13	
12	
11	
10	



GENERALIZATIONS BY YEARS AND BY TOPICS WITHOUT REFERENCE TO STATES.<sup>1</sup>

*Statistical summary showing the school population, enrolment, attendance, income, expenditure, &c., for 1873, 1874, 1875, 1876, 1877, and 1878, as collected by the United States Bureau of Education.*

	Year.	Number report- ing.		In States.	In Territo- ries.
		States.	Territo- ries.		
School population .....	1873	37	11	13,394,797	134,198
	1874	37	11	13,735,673	130,378
	1875	36	8	13,869,637	117,685
	1876	37	8	14,121,596	101,465
	1877	38	9	14,093,778	133,970
	1878	38	9	14,418,923	157,260
Number enrolled in public schools.....	1873	35	10	7,865,698	69,968
	1874	34	11	8,030,778	69,209
	1875	37	11	8,672,737	77,922
	1876	36	10	8,293,563	70,175
	1877	38	10	8,861,848	72,630
	1878	38	10	9,294,316	78,879
Number in daily attendance.....	1873	31	5	4,166,068	33,677
	1874	30	4	4,468,075	33,429
	1875	30	5	4,215,360	36,428
	1876	27	5	4,032,632	34,216
	1877	31	4	4,686,269	33,119
	1878	31	5	5,083,266	34,115
Number of pupils in private schools.....	1873	22	5	472,483	7,859
	1874	13	5	352,460	10,128
	1875	13	5	186,385	13,237
	1876	14	3	292,867	9,137
	1877	12	4	203,082	6,068
	1878	12	4	280,492	6,183
Total number of teachers.....	1873	35	6	215,210	1,511
	1874	25	8	220,153	1,427
	1875	36	9	247,423	1,839
	1876	37	9	247,557	1,726
	1877	37	9	257,454	1,842
	1878	38	9	269,132	2,012
Number of male teachers.....	1873	28	5	75,321	529
	1874	28	7	87,395	499
	1875	31	8	97,798	656
	1876	32	9	93,463	678
	1877	33	9	97,638	706
	1878	34	8	100,878	789
Number of female teachers.....	1873	28	5	108,734	786
	1874	26	7	129,049	731
	1875	31	8	132,185	963
	1876	32	9	125,644	896
	1877	33	9	138,226	966
	1878	34	8	141,780	1,027

<sup>1</sup> Respecting the accompanying diagram showing school population, enrolment, and average attendance, it may not be out of place to caution the reader that the curves indicate the figures as reported; for instance, the abrupt rise in school population from 9,632,969 in 1871 to 12,740,751 in 1872 is attributable to the fact that only 29 States reported the item in 1871, while 37 reported in 1872. So in the case of average attendance in 1875: only 29 States report the item, while 37 report their enrolment, thus explaining the absence of concomitant variation in these items which may be generally looked for.

Statistical summary showing the school population, enrolment, &c.—Continued.

	Year.	Number report- ing.		In States.	In Territo- ries.
		States.	Territo- ries.		
Public school income.....	1873	35	10	\$80,061,583	\$844,686
	1874	37	10	81,377,686	881,219
	1875	37	8	87,527,278	1,121,672
	1876	38	9	86,632,067	717,416
	1877	37	9	85,959,864	906,226
	1878	38	10	86,635,264	942,637
Public school expenditure.....	1873	36	10	77,780,016	995,422
	1874	35	9	74,169,217	805,121
	1875	34	9	80,950,333	962,621
	1876	36	10	83,078,596	926,737
	1877	37	8	79,251,114	962,344
	1878	38	10	79,652,553	877,405
Permanent school fund.....	1873	28	1	77,870,887	137,507
	1874	28	-----	75,251,008	-----
	1875	28	3	81,486,158	293,236
	1876	30	2	97,227,909	1,526,961
	1877	26	2	106,127,865	2,106,961
	1878	32	1	106,128,348	1,506,961

#### BRIEF SUMMARY OF THE EDUCATIONAL CONDITION OF THE STATES.

The comparisons under this head are, as a rule, between the school years 1876-'77 and 1877-'78, whether so expressed or not.

##### NEW ENGLAND STATES—MAINE.

As in several preceding years, the number of children entitled to instruction in the public schools fell off here once again in 1878, the diminution being 2,620 this time. Still, doing what could be done for the lessened number to be taught, the people kept up the full teaching force, adding to it more persons trained in normal schools, and thus so increased the attractiveness of the instruction in the public system that, even with 278 fewer pupils on the rolls, the average attendance in winter schools increased by 1,237, and that in summer schools by 1,823. This was an increase on an increase, the average attendance of the year before having been greatly in advance of that of 1875-'76. It all goes to justify the statement of Superintendent Luce, that the general supervision of the schools was more efficient, the teaching better, and the public interest in education greater than in former years.

##### NEW HAMPSHIRE.

Here, with 367 more youth to be taught, there were 2,012 fewer enrolled in public schools, private and church schools apparently absorbing these. But, notwithstanding this large diminution of enrolment, the average attendance in the public schools rose 489 above that of 1876-'77. There were 61 more graded schools, 12 more town and district high schools, 153 more schools with maps and globes, 101 more teachers with the training of the normal school, and 152 more with the experience of at least two successive school terms.

##### VERMONT.

The statistics for 1877-'78, although much more meagre than in previous years, show an increase of 406 in youth of school age and an additional enrolment of 1,658 public school pupils, or more than four times the reported increase of school population, while the daily average attendance advanced 3,320 beyond that of 1877, more than doubling the increase of enrolment. The large additional enrolment seems to have



been drawn in some measure from the private schools, which had 1,387 fewer pupils on their lists; but the great advance in daily attendance, more than eight times the increase of school youth, may be fairly ascribed to better public schools.

#### MASSACHUSETTS.

Instead of a decrease in the youth of school age, as in 1876-77, Massachusetts reports an increase of 827 such youth, with an additional enrolment of 2,349 and 5,743 more pupils in average attendance. The ratio of this attendance on the number of youth of school age went up more than 4.5 per cent. Then in evening schools there were both an increased enrolment and a much larger increase of pupils ordinarily present. That this increase in the public schools was not drawn from private ones is apparent from the fact that these also showed enlarged attendance, so that the growth both of enrolment and of steady school-going must have been from the class of youth not previously in the schools. An increase in the stringency of the truant laws and of those forbidding the employment of young children without schooling has probably had some effect in thus adding to the previous attendance, but a still better reason appears in the figures of the statistics, which show that 1,162 more teachers in the State system were from the normal schools. Further development of the methods of instruction in the town of Quincy has also much influenced the State.

#### RHODE ISLAND.

The enumeration of the youth of school age here having been made only once in five years, the increase of youth entitled to instruction cannot be determined in the intermediate years. In 1877-78 the enrolment of such youth in the public schools exceeded by 1,134 that of the preceding school year. The prevalence of epidemic diseases kept down the attendance, the average monthly belonging in the schools falling off 699 from even that of 1876-77, and the average daily attendance still more; this, too, notwithstanding more extended grading of the schools and more general employment of normally trained teachers.

#### CONNECTICUT.

With a school population 1,308 more than in 1876-77, the total of different enrolments in the State schools increased 620, and the increase of average attendance both in summer and winter schools was about double the rise in enrolment. As private and church schools exhibited a like increase, the total of registration in all kinds of schools rose to the high ratio of 94.6 on the enumeration of educable youth. As far as the State system was concerned, this is further accounted for by continued progress in gradation of the schools, 9 more graded ones being reported, with 36 more different departments.

#### MIDDLE ATLANTIC STATES—NEW YORK.

Youth of school age, 29,022 more than in 1876-77; enrolled in public schools, 8,337 more; in average daily attendance on these schools, 18,069 more, and this with an expenditure of \$349,729 less upon the public system, the private schools showing a considerable falling off—such is substantially the statistical record as to New York State for the school year 1877-78. Almost the only drawbacks seem to be a depreciation in the value of school property, a continued diminution in the pay of teachers, and, possibly as a consequence of this, an apparently somewhat lowered standard in the general average of the teaching force.

#### NEW JERSEY.

As heretofore, steady advance in most respects marked the New Jersey school system in 1877-78, the increase of enrolment in the public schools exceeding by 137 the increase in children of school age, while the average attendance advanced 1,855 beyond the increased school population. The attendance, too, was more prolonged than in 1876-77, there being 2,379 more pupils attending 10 months, 4,482 more from 8 to 10 months, and 1,652 more from 6 to 8 months, the average time of school for all being made about 10 days longer than in the previous year. Better grading of the schools, better quality of teachers, more libraries for school use, more extensive meetings of officers and teachers for consultation and improvement, gave further indication of a progressive spirit.

## PENNSYLVANIA.

Financial difficulties hindered progress here, the depression in the great mining and manufacturing interests of the State so greatly lessening receipts from taxes as to prevent the treasurer from issuing anything like the regular constitutional sum for public schools. Hence came reduction of teachers' pay and curtailment of expenditure wherever it could be curtailed. Still, things went forward: 29,368 more pupils entered the public schools; 28,228 more were in average attendance on them, and, with large additions also to private and church schools, the number not in school was diminished by 2,716. To meet increasing population, 42 new school districts were created and 284 more schools established, one-half of this increased number being graded, the whole number graded within the year reaching 151. To meet demands for reading out of school, 254 more districts were supplied with libraries; 328 new school-houses were built, 680 had new furniture and 689 additional apparatus, while many more experienced and normally trained teachers were employed. All this was done with \$320,000 less receipts for schools and \$395,402 less expenditure.

## DELAWARE.

The figures given here are too few and too irregular to afford a safe basis for comparison of year with year. There being no annual census, the increase of children of school age cannot be known. The increase of enrolment in the public schools, which began especially to show itself on the institution of a new system in 1875-76, continued in 1877-78, there being 1,432 more white pupils in the schools supported by the State for them and 552 more colored pupils in the schools to which the taxes of the colored people are appropriated. The average attendance does not appear. There is, however, undoubtedly better teaching through the examinations to which teachers have been subjected and through the institutes held for their improvement.

## MARYLAND.

Again no census to indicate progress in school population. The enrolment in the State schools, however, increased by 5,998 and average daily attendance in these schools by 6,103 in 1877-78. There were 33 more schools in operation and 165 more teachers in employment, but, in consequence of diminution of funds for the schools from the State treasury, receipts fell off \$96,722, the average monthly pay of teachers, \$1.52, and the school term, an average of 2 days for the whole State.

## VIRGINIA.

In this State, as in Maryland and Pennsylvania, a falling off in receipts from the State treasury interfered seriously with the progress of the schools, which had for years previous been considerable. Hence, though there were 541 more whites enrolled and 135 more in average attendance, the diminution of enrolment in the colored schools, which seem to have especially suffered, was 3,271; that in average attendance, 1,514. The whole enrolment thus fell off 2,730; the whole average attendance, 1,379. There were also, from the same cause, 127 fewer schools, 137 fewer teachers, with a decrease in the average monthly pay of teachers and in the average length of the annual school term.

## SOUTHERN ATLANTIC STATES—NORTH CAROLINA.

North Carolina exhibits increase at almost every point in the State school system: of 14,084 in youth of school age, of 26,333 in the enrolment in her schools, of 23,330 in the average attendance, of 500 in the school districts organized, of 714 in the schools taught, of 1,340 in the total of the teachers, and of \$46,069 in the receipts for public schools. And through the instruction of both white and colored teachers at the two State summer normal schools, which were begun in 1877 and continued in the following year, the quality of the teaching has also doubtless been improved.

## SOUTH CAROLINA.

Progress here too is evident, the receipts for free schools having been \$126,844 beyond those of 1876-77, the enrolment of whites in them 7,674 beyond and that of colored pupils 6,169 beyond, with 439 more schools, 468 more school-houses, 443 more teachers,

and these apparently of better quality through examinations of greater strictness. The State normal school remained closed as in the previous year, so that there were fewer normally trained teachers.

## GEORGIA.

Progress again; about 10,000 more youth of school age, taking the average of a quadrennial school census; 19,246 more of this age in public schools; 11,445 more in average daily attendance, with a growth of 497 in the number of free schools and of 580 in the number of teachers employed in them; this too while private and church schools increased by 10 in number, the teachers in them by 61, and their whole enrolment by 4,066.

## FLORIDA.

With no enumeration since 1876, this State cannot report the increase of school population in 1877-78, but does report 5,828 more enrolled in her free schools; 2,151 more in average attendance daily; 105 more public schools, and 142 more teachers for them, with an addition of \$11,569 to the receipts for schools and of \$13,600 to the principal of her available school fund.

## GULF STATES—ALABAMA.

Youth of school age were reported to be 798 more in number here than in 1876-77, and not only was this whole additional number gathered into the State schools, but, through fresh activity growing out of new arrangements in the school system, more than twenty-one times that number, viz, 17,142. Then also 1,437 more colored pupils were, on an average, present daily in the schools. The whites showed less zeal and constancy in their attendance, and through their irregularity there was a total falling off of 3,893 in the average daily attendance, notwithstanding the additional enrolment.

## MISSISSIPPI.

Statistics of 1877-78, though much less full than those of the preceding year, are unusually encouraging, showing 23,362 more youth entitled to school advantages, an addition of nearly twice this number (45,450) to those previously in the free schools, and of 18,677 to the average daily attendance.

## LOUISIANA.

The extensive prevalence of yellow fever, in an unusually fatal form, during the summer and autumn of 1878 prevented in several parishes the making out of the reports for the preceding school year. From 9 parishes there were no reports whatever; from 2 others, next to none. Chiefly from this cause the enrolment in the public schools for 1877-78 seems less by 8,171 than that of 1876-77, although there was an increase of 6,905 in youth entitled to attend and of 497 in the schools provided for them, with 475 more teachers. The average attendance is not given. Receipts and expenditures for free schools went much beyond those of the year before, and from his personal observations in the schools he visited Superintendent Lusher thought their general condition better than in any previous session for several years.

## TEXAS.

There was here undoubtedly a considerable increase in the youth of school age in 1877-78; but, from the imperfection of preceding returns on this point, it cannot be told how great this increase was. The number in the State free schools was 13,378 greater than in the year before, while 732 more schools were organized, 243 new school-houses built, 747 more teachers kept employed, and \$245,843 more expended. The average school term, too, was considerably lengthened, though in several counties it remained lamentably short, the number of non-attendants on State schools increasing too, and the number of illiterates among the children of school age reaching 61,123.

## SOUTHERN CENTRAL STATES—ARKANSAS.

Growing in population like her neighbor Texas, Arkansas had in 1877-78 a school population 12,908 beyond that of 1876-77, but failed to gather this increase into her schools, the enrolment in these reaching less than one-sixth of the youth of school age, and going only 377 further than the year before; this, too, notwithstanding the

earnest efforts of an active superintendent to improve, extend, and vitalize the system. There was some increase of school buildings, but a falling off in valuation of the whole; some growth in the number studying grammar and higher branches, but large diminution of those in the more elementary studies; 49 more teachers, and better returns from the school officers.

KANSAS.

Kansas reports 33,701 more children of school age, 19,731 more enrolled in public schools, and 12,923 more in average daily attendance. Other statistics are: 271 additional school districts; 466 more sending in reports; 363 the increased number of school-houses; 354 of them built during that year; school property enhanced in value \$250,133; the average time of school extended 5 days; 379 more teachers of the higher grades, and 83 fewer of the lower; the average pay of teachers raised in some proportion to this improvement, with receipts, expenditures, and available school fund all showing signs of like advance.

MISSOURI.

If the reported statistics were correct, which the State superintendent evidently doubts, the growth at some points here was wonderful: 134,970 in the number of youth of school age, 83,994 in the pupils on the public school lists, 352 in the number of school-houses, 543 in the number of the schools, 1,839 in the number of the teachers. Still, with this increase, there seems to have been, from lack of efficient county supervision, much want of system in the school work outside of cities. In the cities good work seems to have been done, St. Louis, with its excellent arrangements and efficient school force, setting in this respect a good example to the State.

KENTUCKY.

The few figures given here for two years past afford a slender basis of comparison. Such as there are appear, on the whole, to indicate retrogression rather than advance: 13,777 more children to be taught, but 393 fewer on the State school rolls and 17,607 fewer in average attendance; 370 more teachers, but 59 fewer new school-houses in which to teach; an increase in the estimated value of school property, but a considerably smaller amount expended on the schools.

TENNESSEE.

The record here is extremely encouraging, the additional enrolment in the State schools including not only the full increase of youth of school age, 6,459, but more than five times this number, 33,509; the additional average daily attendance reaching also 29,932. The public schools, too, kept fairly up with this increase of attendance, numbering 742 more than in 1876-'77, with 591 more teachers and an additional expenditure of \$103,160 on them. Private schools also increased somewhat in number and considerably in attendance, so that the total educational gain throughout the State was very noteworthy.

WEST VIRGINIA.

Out of a school population increased by 16,926 children, there were enrolled in the free schools 4,852 more pupils and 2,515 more were in average daily attendance. The average school term was lengthened 5½ days; 120 additional schools were opened, 17 of them graded and 4 of them high schools; the general condition of the school-houses is said by the superintendent to have been improved, and, though there were somewhat fewer teachers, the quality of those employed is reported to have been better than it had been in previous years.

NORTHERN CENTRAL STATES—OHIO.

The State of Ohio reported 14,715 more school children, 17,954 more actually in the schools, and 17,272 more continuously under instruction in 1877-'78 in the public schools, besides 12,354 additional in private and church schools, the number of the instructed gaining thus 15,593 on the number of illiterates within the year. The number of school-houses did not increase proportionately, but 481 new buildings were erected, one of them (that for the Central High School at Cleveland) a noble structure. With 388

additional teachers, 189 more were permanently employed. Yet, with all the increase thus recorded, and with \$843,822 expended on new school-houses, the whole expenditure for the whole State system was reduced by \$41,469. One interesting evidence of effective teaching was the fact that work of pupils in the schools of Cincinnati, collected without any special preparation and sent to the Paris Universal Exposition, received both gold and silver medals there in recognition of its excellence.

## MICHIGAN.

A moderate growth appears here of 7,362 in youth of school age, of 2,563 in enrolment in the public schools and 1,676 in private ones, of 55 districts with graded schools and 92 with ungraded, of 81 in the number of school-houses, of 3,364 in the sittings thus provided, of 2 days in the average time of public schools, of 392 in the number of public school teachers, and of \$67,709 in the receipts for support of schools; expenditures, however, falling off, in part from a lessening of the pay of teachers, which has long been going forward and is evidently telling on the schools. Valuation of school property, too, fell off \$258,084.

## INDIANA.

With only 4,447 more educable youth in 1877-'78 than in the previous year, this State presents an additional enrolment of 13,809 pupils in her public schools and an additional average daily attendance of 17,569, a gain of 9,362 in the former case and of 13,122 in the latter on the illiteracy once complained of — this, too, without counting 1,210 more pupils enrolled in vacation private schools or 485 more in average daily attendance on these schools. The record shows also a gain of 57 districts in which schools were taught, of 52 in district graded schools (the graded ones in townships falling off 13), of 1 day in the average length of the school term, of \$159,525 in the valuation of school property, of 69 in the number of public school-houses, and of 207 in the number of teachers in these. Almost the only falling off of any note was of \$8,608 in the value of school apparatus, of \$281,163 in receipts for public schools, and of \$21,855 in expenditure upon them, this last apparently from a continued reduction of the pay of teachers.

## ILLINOIS.

Gain on the whole marked the public school history of 1877-'78 in this State also: 10,067 more children of school age; 12,244 more enrolled in public schools (a part of these last apparently absorbed from private schools, which lost 9,213); 153 more districts with 5 months' school or over; 13 more with that useful means of improvement, a school library; 131 more public school-houses, 212 new ones having been built during the year, partly in place of others torn down; 465 more public schools, 20 more teachers in them, out of 299 additional coming from normal schools; a considerable advance (\$7.90) in average monthly pay of men (although the pay of women went down \$1.36), and in the estimated value of school property a gain of \$2,030,874. Receipts for public schools were less by \$25,498; but by the reduction noted in the pay of female teachers and by close economy in other things, the expenditures were brought down \$176,416 below those of the former year, or \$150,918 below what was required by the decreased income.

## WISCONSIN.

Increasing only 304 in the number of children entitled to a training in her public schools, Wisconsin yet enrolled in those schools 6,232 more pupils, besides 2,102 instructed in other ways. Not giving us, however, the average daily attendance, we cannot tell how far these additionally enrolled were kept up to their educational advantages. To provide for the increased enrolment, she gave 7,175 more sittings in free schools; had 241 more school-houses, 27 more graded schools, and otherwise added to school privileges. For instance, 651 more districts purchased the text books for their schools, in the interest at once of uniformity, convenience, and economy; 183 more lent these books to pupils without charge, except for damage; 511 more sold them to parents or pupils at rates much less than these would otherwise have had to pay; and

<sup>1</sup> The great test of school efficiency, average daily attendance, is not given.

in the average length of the school term there was an advance of 12 days in the county schools, though those of cities were on an average shorter by 4 days. For some of the improvements the teachers had to pay, their wages being considerably cut down.

## MINNESOTA.

A great advance in the number of school children meets us here in 1877-'78, the additional number reaching 33,066. But much of this large growth of school material seems to have gone to waste, less than one-fifth of the addition shown by census having been gathered into schools of any kind, while average attendance of the enrolled is not exhibited. School districts, however, were increased by 114, school-houses by 66, the average length of school term by 4 days, the valuation of school property by \$401,835, the receipts for schools by \$271,329, the expenditures for them by \$313,358, and the capital of the available State school fund by \$456,745. Wages of men teaching went up, on an average, 77 cents a month; those of women decreased an average of 19 cents.

## IOWA.

The increase of material for schooling in this State was only 7,615, less than one-fourth of that in Minnesota. But here, almost the whole increase was gathered into public schools, the additional enrolment in them reaching 7,199. And what is better still, the greater part of this addition to the schools was held in average attendance, which increased 5,541 beyond that of 1876-'77. The accommodations for the advanced enrolment and attendance seemed to have been proportionate, 317 new frame school-houses, with 47 fewer brick and stone or log ones, giving 270 absolutely additional buildings, while in these 718 more teachers cared for and taught the newcomers. School-houses were hence rated \$116,728 higher, the apparatus in them going up also \$14,625. Receipts for schools, however, falling off \$506,173, the pay of teachers had to be reduced somewhat.

## NEBRASKA.

The progress upwards from three years of depression, which Superintendent Thompson thought he saw in 1877, had considerable interruption in 1878. Youth of school age were more numerous by 11,869; but only 6,011, or 60 per cent. of these, were drawn into the public schools, while no record indicates how many were retained there in average daily attendance. To accommodate the increase there were only 19 more school-houses; to teach the 6,011 more pupils, only 6 more teachers, the pay of teachers through diminished receipts for schools being cut down 81 cents a month for men and \$6.05 for women.

## COLORADO.

The still unsettled and restless character of a large part of the Colorado population prevented the gathering into the State schools of more than 2,556 additional scholars out of 4,861 more youth of school age, or about 56.7 per cent. of the increased material, with an additional average attendance of 1,558. This, under the circumstances, is a favorable record, and so are the statements that there were 59 more districts organized, 30 more school-houses used, with 677 added sittings and 37 more teachers employed; receipts for schools, too, going up \$36,529. The only disappointing things are that with such additional receipts and additional pupils we find the wages of teachers very seriously lowered and the school term lessened on an average 17 days throughout the State.

## STATES ON THE PACIFIC SLOPE—NEVADA.

Of the 558 additional children of school age, 471 were in school, more than half of them in public schools. They were not held as well as could be wished, however, the average daily attendance diminishing by 134, notwithstanding the increased enrolment. Other statistics vary considerably, 7 fewer districts reporting and 2 fewer levying a tax for schools; but those that reported show 42 more public schools, with 10 new school-houses; 2 days longer average school terms; school property increasing by \$30,032 in valuation, but receipts for schools diminishing by \$20,411; teachers numbering 14 more, but 10 fewer of them having first grade certificates, and average pay of lady teachers showing the reduction of \$5.53 a month.

## CALIFORNIA.

1877-78 was an off year in this State, where full reports are made biennially. The comparatively few statistics given show, however, a continuance of the progress which has usually marked the great Commonwealth of the western coast: 5,408 more youth of age for the free schools, 3,262 more of this age and 11,411 more of all ages in such schools, 5,157 more in daily average attendance, 101 more school districts, 44 more public schools, 126 more teachers working largely at a somewhat lessened pay, although receipts for school purposes advanced by \$210,493, the valuation of school property also rising \$410,127 above that of 1876-77.

## OREGON.

In Oregon, 3,230 more school children only slightly increased the enrolment in the schools, but the additional average attendance, 7,077, was more than twice as great as the increase in school population. Then, too, more school districts were organized, more new schools put in operation, and a large number of additional teachers kept employed, while the valuation of school property and the receipts for public schools went up in apparently a fair proportion to the limited resources of the people.

## THE TERRITORIES.

*Alaska* remained still unorganized in 1878, and had therefore no educational system. The only schools were the two for native children kept up by agents of the Alaska Commercial Company, according to contract with the Government of the United States, and two or three mission schools at Sitka and Fort Wrangell.

*Arizona* reported 1,837 more youth enrolled in public schools and 310 more held to their studies in average daily attendance, with 6 more teachers and some increase in the value of school property, but a lessening of the average time of schools by 66 days, although \$2,989 more were spent on them.

*Dakota* had 1,155 more school children and gathered 719 more into her schools, which numbered 47 more than previously, under 76 more teachers. Still, the average attendance fell off by 62, though 41 more men were employed as teachers, at higher rates of wages, and \$32,431 more were expended for the schools.

The *District of Columbia* by a special census ascertained that there had been since 1870 an increase of 7,129 in the number of youth of school age, an average of about 1,000 for each year. The increase of enrolment in the public schools was, for the school year under review, 578 beyond this average increase of material; that of average daily attendance, 815 beyond; showing decided inroads upon the illiteracy and non-attendance of earlier years. The number of additional seats and teachers was in fair proportion to the additional scholars; but the pay of the teachers was reduced because of the heavy financial burdens of the District.

*Idaho*, with 914 additional youth of school age, gathered 801 more into the schools; organized 10 more school districts, had 11 more school-houses and at least 7 more schools; received (including a balance from preceding year) \$9,981 more for free schools, and expended for them \$4,319 more.

The *Indian Territory* had 5,993 pupils of the five civilized tribes (497 more than in the previous year) enrolled in 198 schools, under 196 teachers. Of other tribes in that Territory and elsewhere, there were 6,229 enrolled and 4,142 in average attendance in 168 schools, under 221 teachers; a considerable advance in the number of schools, of enrolled pupils, and of those regularly in attendance, but a decrease of 20 in the number of teachers. This, however, was more than made up by an increase of 100 in the missionaries, not classed as teachers, but often doing very effective teaching. A most promising effort for the education and civilization of a number of selected Indian youth in schools at the East superior to their own, and removed from all the bad influences of wild tribes, was successfully begun in 1877-78, and seems likely to be eminently beneficial.

*Montana*, out of 754 more children of school age, enrolled 652 in her public schools and increased by 685 the average daily attendance in these schools, though the attendance on private schools diminished by 98. The remaining record for the year was 2

<sup>1</sup>Average daily attendance not reported.

XXVIII REPORT OF THE COMMISSIONER OF EDUCATION.

more school districts organized, 1 more school-house occupied, 9 more schools taught, 23 more teaching all the prescribed branches, a lengthening of the school term by an average of 2.37 days, an increase of the value of school property by \$32,800, and an expenditure of \$11,401 more on the public schools.

*New Mexico*, having no responsible superintendent of her few public schools, made no official report of them for 1878.

*Utah* reported 19 more district schools, 19 more teachers in them, 1,931 more pupils out of 2,812 more of school age, 1,529 more in average daily attendance; but a shortening of the average school term by 9 days, a large reduction in the pay of men engaged in teaching, and an expenditure of \$46,871 less upon her schools.

*Washington*, with 1,997 more children to be taught, reported 2,115 fewer in the public schools, without stating the average attendance. There were, however, 43 more school rooms, 26 more days of school, 59 more teachers; but a reduction of school income and apparently of expenditure on teachers in the last year covered by report, which in this case was 1876-77.

*Wyoming* made for 1878 no statistical report; but one from the governor to the Secretary of the Interior declares the school system to be excellent, the school buildings good, attendance made obligatory, teachers liberally paid, both sexes equally for the same service, and provision made for fuller training of these teachers through institutes conducted by the county superintendents.

COMPARATIVE STATISTICS OF EDUCATION AT THE SOUTH.

Table showing comparative population and enrolment of the white and colored races in the public schools of the recent slave States, with total annual expenditure for the same, in 1878.

States.	White.			Colored.			Total expenditure for both races. <sup>a</sup>
	School population.	Enrolment.	Percentage of the school population enrolled.	School population.	Enrolment.	Percentage of the school population enrolled.	
Alabama .....	214, 790	96, 709	45	155, 595	63, 914	41	\$358, 697
Arkansas .....	2159, 388	224, 250	10	257, 087	28, 897	16	148, 393
Delaware .....	31, 849	23, 830	75	3, 800	2, 900	76	216, 540
Florida .....	40, 606	218, 169	45	42, 001	218, 705	45	134, 880
Georgia .....	236, 319	137, 217	58	197, 125	72, 655	37	411, 453
Kentucky .....	459, 253	228, 000	50	53, 196	19, 107	36	1, 130, 000
Louisiana .....	288, 567	43, 197	49	2108, 548	33, 639	31	558, 231
Maryland .....	213, 689	130, 058	60	263, 591	26, 216	41	1, 593, 960
Mississippi .....	2161, 257	2108, 996	68	2187, 064	296, 932	52	592, 805
Missouri .....	650, 368	428, 975	66	37, 880	19, 208	51	2, 406, 133
North Carolina .....	273, 767	146, 681	54	148, 613	81, 411	55	324, 287
South Carolina .....	83, 813	54, 118	65	144, 315	62, 121	43	319, 030
Tennessee .....	336, 817	208, 810	61	112, 100	54, 342	49	794, 239
Texas .....	149, 719	2105, 485	70	44, 634	241, 461	91	747, 534
Virginia .....	280, 849	140, 472	50	202, 852	61, 779	30	963, 895
West Virginia .....	201, 237	122, 233	63	8, 225	3, 951	48	687, 275
District of Columbia .....	26, 426	15, 056	57	12, 374	7, 786	63	373, 606
Total .....	3, 608, 654	2, 024, 946	.....	1, 578, 930	675, 150	.....	11, 780, 251

<sup>a</sup>In Delaware and Kentucky the school tax collected from colored citizens is the only State appropriation for the support of colored schools; in Maryland there is a biennial appropriation by the legislature; in the District of Columbia one-third of the school moneys is set apart for colored public schools; and in the other States mentioned above the school moneys are divided in proportion to the school population without regard to race.

<sup>b</sup>Estimated by the Bureau.

<sup>c</sup>In 1877, and as then reported, the school age for whites was 6-20; for colored, 6-18.

<sup>d</sup>Exclusive of New Orleans, where no distinction of race is made; the school population of the city is 64,918.

<sup>e</sup>Census of 1870.



*Statistics of institutions for the instruction of the colored race for 1878.*

Name and class of institution.	Location.	Religious denomination.	Instructors.	Students.
<b>NORMAL SCHOOLS.</b>				
East Normal Institute .....	Huntsville, Ala .....	Meth .....	2	60
State Normal School for Colored Students .....	Huntsville, Ala .....			666
Lincoln Normal University .....	Marion, Ala .....		5	225
Emerson Institute .....	Mobile, Ala .....	Cong .....	5	117
State Normal School for Colored Students .....	Pine Bluff, Ark .....		1	91
Normal department of Atlanta University .....	Atlanta, Ga .....	Cong .....		173
Haven Normal School .....	Waynesboro', Ga .....	Meth .....	3	100
Normal School .....	Lexington, Ky .....	Cong .....	4	342
Normal department of Straight University .....	New Orleans, La .....	Cong .....	67	232
Peabody Normal School .....	New Orleans, La .....		2	35
Baltimore Normal School for Colored Pupils .....	Baltimore, Md .....		4	103
Centenary Biblical Institute .....	Baltimore, Md .....	M. E .....	5	75
Natches Seminary .....	Natches, Miss .....	Bapt .....	2	60
Tongaloo University and Normal School .....	Tongaloo, Miss .....	Cong .....	9	132
Lincoln Normal Institute .....	Jefferson, Mo .....		4	139
State Normal School for Colored Students .....	Fayetteville, N. C .....		3	74
Bennett Seminary .....	Greensboro', N. C .....	Meth .....	3	105
Lumberton Normal School .....	Lumberton, N. C .....		1	49
St. Augustine's Normal School .....	Raleigh, N. C .....	P. E .....	4	106
Shaw University .....	Raleigh, N. C .....	Bapt .....	616	267
Avery Normal Institute .....	Charleston, S. C .....	Cong .....	9	285
Fairfield Normal Institute .....	Winnboro', S. C .....	Presb .....	4	390
Knoxville College .....	Knoxville, Tenn .....	Presb .....	10	287
Freedman's Normal Institute .....	Maryville, Tenn .....	Friends .....	4	239
Le Moyne Normal and Commercial School .....	Memphis, Tenn .....	Cong .....	7	900
Central Tennessee College, normal department .....	Nashville, Tenn .....	M. E .....	68	83
Normal department of Fisk University .....	Nashville, Tenn .....	Cong .....	5	259
Tilnotson Normal School .....	Austin, Tex .....		2	146
Hampton Normal and Agricultural Institute .....	Hampton, Va .....	Cong .....	21	332
St. Stephen's Normal School .....	Petersburg, Va .....	P. E .....	6	200
Richmond Normal School for Colored Pupils .....	Richmond, Va .....		6	175
Miner Normal School .....	Washington, D. C .....		2	14
Normal department of Howard University .....	Washington, D. C .....	Non-sect .....	5	83
Normal department of Wayland Seminary .....	Washington, D. C .....	Bapt .....	(d)	(d)
<b>Total .....</b>			<b>169</b>	<b>5,236</b>
<b>INSTITUTIONS FOR SECONDARY INSTRUCTION.</b>				
Trinity School .....	Athens, Ala .....	Cong .....	2	155
Swayne School .....	Montgomery, Ala .....		6	436
Burrell School .....	Selma, Ala .....		6	421
Talladega College .....	Talladega, Ala .....	Cong .....	13	235
Cookman Institute .....	Jacksonville, Fla .....	M. E .....	5	140
Clark University .....	Atlanta, Ga .....	M. E .....	3	138
Storrs School .....	Atlanta, Ga .....	Cong .....	6	701
Lewis High School .....	Macon, Ga .....	Cong .....	3	87

<sup>a</sup> Average monthly attendance.

<sup>b</sup> For all departments.

<sup>c</sup> In addition to the aid given by the American Missionary Association, this institute is aided from the income of Virginia's agricultural college land fund.

<sup>d</sup> Reported under schools of theology.

XXX REPORT OF THE COMMISSIONER OF EDUCATION.

Statistics of institutions for the instruction of the colored race for 1878—Continued.

Name and class of institution.	Location.	Religious denomination.	Instructors.	Students.
St. Augustine's School.....	Savannah, Ga.....	P. E.....	a3	a75
La Têche Seminary.....	Baldwin, La.....	M. E.....		
St. Francis Xavier's Schools.....	Baltimore, Md.....	R. C.....		265
Scotia Seminary.....	Concord, N. C.....	Presb.....	9	153
St. Augustine's School.....	New Berns, N. C.....	P. E.....	a2	a224
Washington School.....	Raleigh, N. O.....		6	435
St. Barnabas School.....	Wilmington, N. C.....	P. E.....	1	100
Williston Academy and Normal School.....	Wilmington, N. C.....	Cong.....	6	196
Albany Enterprise Academy.....	Albany, Ohio.....	Non-sect.....	1	
High School for Colored Pupils.....	Charleston, S. C.....	P. E.....	a4	a224
Wallingford Academy.....	Charleston, S. C.....	Presb.....	6	261
Brainerd Institute.....	Chester, S. C.....	Presb.....	6	269
Benedict Institute.....	Columbia, S. C.....	Bapt.....	4	131
Brëwer Normal School.....	Greenwood, S. C.....	Cong.....	1	58
Canfield School.....	Memphis, Tenn.....	P. E.....	a1	a100
Nashville Institute.....	Nashville, Tenn.....	Bapt.....	8	203
Wiley University.....	Marshall, Tex.....	M. E.....	3	123
Richmond Institute.....	Richmond, Va.....	Bapt.....	b4	b104
St. Philip's School.....	Richmond, Va.....	P. E.....	a2	a86
St. Mary's School.....	Washington, D. C.....	P. E.....		a40
<b>Total.....</b>			<b>111</b>	<b>5,290</b>
<b>UNIVERSITIES AND COLLEGES.</b>				
Atlanta University.....	Atlanta, Ga.....	Cong.....	b13	71
Berea College.....	Berea, Ky.....	Cong.....	b12	144
Leland University.....	New Orleans, La.....	Bapt.....	6	c91
New Orleans University.....	New Orleans, La.....	Meth.....	b12	b143
Straight University.....	New Orleans, La.....	Cong.....		27
Shaw University.....	Holly Springs, Miss.....	Meth.....	4	59
Alcorn University.....	Rodney, Miss.....	Non-sect.....	9	84
Biddle University.....	Charlotte, N. C.....	Presb.....	b7	132
Wilberforce University.....	Xenia, Ohio.....	M. E.....	b19	154
Lincoln University.....	Oxford, Pa.....	Presb.....	9	74
Clafin University and College of Agriculture..	Orangeburg, S. C.....	M. E.....	8	268
Central Tennessee College.....	Nashville, Tenn.....	M. E.....	6	272
Fisk University.....	Nashville, Tenn.....	Cong.....	7	68
Agricultural and Mechanical College.....	Alta Vista, Tex.....			
Howard University d.....	Washington, D. C.....	Non-sect.....	3	c33
<b>Total.....</b>			<b>120</b>	<b>1,630</b>
<b>SCHOOLS OF THEOLOGY.</b>				
Rust Biblical and Normal Institute.....	Huntsville, Ala.....	Meth.....	2	
Theological department of Talladega College..	Talladega, Ala.....	Cong.....	2	20
Institute for the Education of Colored Ministers.	Tuscaloosa, Ala.....	Presb.....		
Angusta Institute.....	Angusta, Ga.....	Bapt.....	3	111
Theological department of Leland University..	New Orleans, La.....	Bapt.....	2	55
Thomson Biblical Institute (New Orleans University).	New Orleans, La.....	M. E.....	1	16
Theological department of Straight University.	New Orleans, La.....	Cong.....		11

a In 1877.

b For all departments.

c These are preparatory.

d This institution is open to both races, and the numbers given are known to include some whites.

Statistics of institutions for the instruction of the colored race for 1878—Continued.

Name and class of institution.	Location.	Religious denomination.	Instructors.	Students.
<b>SCHOOLS OF THEOLOGY—Continued.</b>				
Centenary Biblical Institute .....	Baltimore, Md .....	Meth. ....	6	29
Theological department of Shaw University ...	Holly Springs, Miss. ....	Meth. ....	2	17
Theological department of Biddle University ..	Charlotte, N. C. ....	Presb. ....	3	9
Theological department of Shaw University ....	Raleigh, N. C. ....	Bapt. ....	2	60
Theological Seminary of Wilberforce University	Xenia, Ohio .....	M. E. ....	.....	5
Theological department of Lincoln University.	Oxford, Pa. ....	Presb. ....	7	23
Baker Theological Institute (Clafin University)	Orangeburg, S. C. ....	Meth. ....	.....	.....
Theological course in Flak University .....	Nashville, Tenn. ....	Cong. ....	2	12
Theological department of Central Tennessee College.	Nashville, Tenn. ....	M. E. ....	4	38
Richmond Institute .....	Richmond, Va. ....	Bapt. ....	3	86
Theological department of Howard University.	Washington, D. C. ....	Non-sect. .	4	41
Wayland Seminary .....	Washington, D. C. ....	Bapt. ....	6	24
<b>Total</b> .....	.....	.....	49	626
<b>SCHOOLS OF LAW.</b>				
Law department of Straight University .....	New Orleans, La. ....	.....	4	28
Law department of Shaw University .....	Holly Springs, Miss. ....	.....	1	6
Law department of Howard University .....	Washington, D. C. ....	.....	3	10
<b>Total</b> .....	.....	.....	8	44
<b>SCHOOLS OF MEDICINE.</b>				
Medical department of New Orleans University.	New Orleans, La. ....	.....	5	8
Medical department of Shaw University .....	Holly Springs, Miss. ....	.....	1	4
Meharry Medical Department of Central Tennessee College.	Nashville, Tenn. ....	.....	4	23
Medical department of Howard University ....	Washington, D. C. ....	.....	7	60
<b>Total</b> .....	.....	.....	17	94
<b>SCHOOLS FOR THE DEAF AND DUMB AND THE BLIND.</b>				
Institution for the Colored Blind and Deaf-Mutes. <sup>a</sup>	Baltimore, Md .....	.....	b11	31
North Carolina Institution for the Deaf and Dumb and the Blind (colored department).	Raleigh, N. C. ....	.....	c15	90
<b>Total</b> .....	.....	.....	26	121

<sup>a</sup> In 1877.

<sup>b</sup> Includes other employes.

<sup>c</sup> For all departments.

XXXII REPORT OF THE COMMISSIONER OF EDUCATION.

Summary of statistics of institutions for the instruction of the colored race for 1878.

States.	Public schools.		Normal schools.			Institutions for secondary instruction.		
	School population.	Enrollment	Schools.	Teachers.	Pupils.	Schools.	Teachers.	Pupils.
Alabama .....	155,525	63,914	4	12	468	4	27	1,247
Arkansas .....	57,067	8,897	1	1	91			
Delaware .....	3,800	2,900						
Florida .....	42,001	18,795				1	5	40
Georgia .....	197,125	72,655	2	3	273	4	15	1,001
Kentucky .....	53,126	19,107	1	4	342			
Louisiana .....	108,548	33,632	2	9	267	1		
Maryland .....	63,591	26,216	2	9	175	1		265
Mississippi .....	187,064	96,962	2	11	199			
Missouri .....	37,860	10,208	1	4	139			
North Carolina .....	142,613	61,411	5	27	601	5	24	1,036
Ohio .....						1	1	
South Carolina .....	144,315	62,121	2	13	675	5	21	943
Tennessee .....	112,100	54,342	5	34	1,058	2	9	303
Texas .....	44,634	41,461	1	2	146	1	3	123
Virginia .....	202,852	61,772	3	33	707	2	6	190
West Virginia .....	8,295	3,951						
District of Columbia .....	12,374	7,786	3	7	102	1		40
Total .....	1,578,930	675,150	34	169	5,236	28	111	5,290

States.	Universities and colleges.			Schools of theology.			Schools of law.		
	Schools.	Teachers.	Pupils.	Schools.	Teachers.	Pupils.	Schools.	Teachers.	Pupils.
Alabama .....				3	4	20			
Georgia .....	1	13	71	1	3	111			
Kentucky .....	1	12	144						
Louisiana .....	3	18	261	3	3	82	1	4	28
Maryland .....				1	6	29			
Mississippi .....	2	13	143	1	2	17	1	1	6
North Carolina .....	1	7	132	2	5	69			
Ohio .....	1	19	154	1		5			
Pennsylvania .....	1	9	74	1	7	22			
South Carolina .....	1	8	268	1					
Tennessee .....	2	13	340	2	6	50			
Texas .....	1								
Virginia .....				1	3	86			
District of Columbia .....	1	8	33	2	10	125	1	3	10
Total .....	15	120	1,620	19	40	626	3	8	44

Summary of statistics of institutions for the instruction of the colored race for 1878.

States.	Schools of medicine.			Schools for the deaf and dumb and the blind.		
	Schools.	Teachers.	Pupils.	Schools.	Teachers.	Pupils.
Louisiana.....	1	5	8			
Maryland.....				1	11	31
Mississippi.....	1	1	4			
North Carolina.....				1	15	90
Tennessee.....	1	4	23			
District of Columbia.....	1	7	60			
Total.....	4	17	94	2	26	121

Table showing the number of schools for the colored race and enrolment in them by institutions without reference to States.

Class of institutions.	Schools.	Enrolment.
Public schools.....	614, 347	6675, 150
Normal schools.....	34	5, 236
Institutions for secondary instruction.....	28	5, 290
Universities and colleges.....	15	1, 690
Schools of theology.....	19	626
Schools of law.....	3	44
Schools of medicine.....	4	94
Schools for the deaf and dumb and the blind.....	2	121
Total.....	14, 352	688, 181

a To these should be added 403 schools, having an enrolment of 20,675, in reporting free States, making total number of colored public schools 14,650 and total enrolment in them 695,825; this increases the total number of schools above given by 403 and the enrolment by 20,675, making the total number of schools, as far as reported, 14,755, and total number of the colored race under instruction in them, 708,856; this, however, does not include the colored public schools of those States in which no separate reports are made.

The difficulties encountered in the progress of educating the colored race which originate from race prejudice, are gradually disappearing. Familiarity with the negro as a free man and a citizen has shown the white man that the same human nature exists in both and that the same influences operate alike on black and white. The character and conduct of the colored people are to be affected by the training they receive during youth; their white fellow-citizens are beginning to see that idleness, vice, and crime are the inevitable result of neglect and that these decrease when the proper kind of training is afforded.

I say the proper kind of training advisedly. There are many ignorant colored preachers whose own vices react most unfavorably upon their people. But this fact makes a prudent, sober, and upright colored preacher or teacher valued and respected by both races. The teacher who even for a single school term restrains the colored youth around him from filthiness, petty thieving, and low vices, and inculcates ideas and habits of cleanliness, abstinence from liquor, and enforces truth telling and honesty all the time that he is teaching reading, writing, and ciphering is acknowledged

**XXXIV REPORT OF THE COMMISSIONER OF EDUCATION.**

to be a public benefactor, and his return is welcomed. Again, just as soon as good training shows its natural results in the character and conduct of young men, they are esteemed as a benefit to the community instead of a burden to it.

Houses for colored schools are generally needed. Increasing numbers of these are built every year, but in the rural districts and smaller towns the colored churches are generally used for this purpose.

Another great need is worthy and competent teachers. The prejudice against white teachers for colored children has not passed away altogether, although the number of white teachers in these schools is increasing. The growing disposition to substitute good and competent for incompetent or unworthy teachers is causing the white people to look with increased favor on the meritorious schools and colleges established for the training of colored men and women.

DEAR SIR: Having received information from correspondents of this Office that the yellow fever left some little time ago to correspondents in charge of schools for the training of orphans and infants in ing how many of these children they could accommodate and on what conditions. I have tabulated airc to aid in the charitable work.

I am, dear sir, very respectfully, yours,

State.	Place.	Name of orphanage.	Name of manager.
District of Columbia...	Washington ..	St. Ann's Infant Asylum .....	Sister Agnes .....
Illinois .....	Chicago.....	Chicago Foundling's Home .....	George E. Shipman ...
	Chicago.....	Chicago Protestant Orphan Asylum.	Miss S. M. Horton ...
	Chicago.....	St. Joseph's Orphan Asylum.....	Sister Mary Joseph. . .
Iowa.....	Andrew .....	German and English Asylum for Orphans and Destitute Children.	Rev. J. G. Rembold... .
Maryland.....	Baltimore....	Hebrew Orphan Asylum of Baltimore.	J. Gabriel.....
Michigan .....	Detroit .....	St. Vincent's Orphan Asylum .....	Sister M. Stella .....
Ohio.....	Cleveland....	Cleveland Protestant Orphan Asylum.	A. H. Shunk.....
	Cleveland....	St. Mary's Orphan Asylum .....	M. Masson .....
	Mt. Vernon ...	Home for Friendless Children .....	G. W. McWherter ...
Pennsylvania.....	Philadelphia..	Southern Home for Destitute Children.	F. W. Lewis .....
	Pottsville ....	Benevolent Association's Home for Children.	Albertine Bigelow ...
	Reading .....	St. Catharine's Orphan Asylum.....	Sister Mary Carroll ...
	Womelsdorf ..	Bethany Orphans' Home.....	D. B. Albright .....
Virginia.....	Norfolk.....	Norfolk Female Orphan Asylum....	M. F. Mallory .....

YELLOW FEVER AND THE SCHOOLS.

The prevalence of the yellow fever in the Mississippi Valley and its continuance into the autumn prevented the opening of schools at the usual time. This was true not only of the larger cities, such as New Orleans, Memphis, and Vicksburg, but of many of the small interior towns. A few teachers and many pupils were reported among its victims. After the termination of the epidemic, statements began to reach the Office in regard to a large number of orphans left wholly or partially destitute. This Office acted in its usual capacity as a medium of communication, and much interesting correspondence passed between it and teachers and school officials from whom came appeals in behalf of destitute orphans, and between it and orphan asylums in other parts of the country which might be so situated as to be able to receive them.<sup>1</sup>

<sup>1</sup> DEPARTMENT OF THE INTERIOR, BUREAU OF EDUCATION, Washington, D. C., December, 1878.

many children in the Southern States in a parentless and often destitute condition, I addressed letters the States of Maryland, Pennsylvania, Ohio, Indiana, Illinois, Michigan, Wisconsin, and Iowa, inquiring below the information thus far received, and hope it will prove of service, especially to those who de-

JOHN EATON, Commissioner.

Religious con- nection.	Can accommo- date—	For what annual sum per capita.	Remarks.
R. C. ....	15-30	\$30 00	No children kept after 5 years old.
Non-sect. ....	12	.....	Requires no compensation from beneficiaries; will provide outside for 6 girls from 12 to 18 months old and for 6 about a month old in the home.
Non-sect. ....	50	.....	Means must be furnished to provide beds and bedding. Would prefer girls.
R. C. ....	20-30	120 00	Want means to furnish building, and, if obtained, will accommodate 20 to 30 girls, at a cost of \$10 a month for each.
Ev. Luth. ....	20	.....	Age from 2 to 12; payment according to the ability of those sending.
Jewish. ....	.....	150 00	Will receive a limited number if they will fulfil the requirements of the by-laws; may be able to receive some without compensation, if necessary.
R. C. ....	25	.....	Will provide for them at as low a rate as any other institution, and may take a larger number than 25.
Prot. ....	25-30	100 00	The number given is the number they would like to care for; the sum per capita, the cost per annum for their own children; what they can do depends upon class of children and amount yearly appropriated. Age, 2 to 10. Must have legal control of children received.
R. C. ....	30	52 00	Must be female white children; requires \$1 a week for their support.
Non-sect. ....	20	100 00	Children must be sound in body and mind.
Non-sect. ....	10	104 00	\$2 a week for each child.
.....	.....	.....	Will admit children if \$150 a year is paid for each.
R. C. ....	20	78 00	\$1.50 a week must be furnished for each; girls only received.
Ref. ....	50	150 00	Must undergo an examination to prevent the introduction of infectious disease.
Non-sect. ....	.....	.....	Cannot accommodate for want of means, but will favorably receive any proposals relating to the support of children by enlargement of building by other means.

# XXXVI REPORT OF THE COMMISSIONER OF EDUCATION.

## EDUCATION OF WHITES IN THE SOUTH.

The evidences of improvement in school-houses and in the qualifications of teachers for white schools in the South should not pass unnoticed. In several States many young persons, both men and women, who are seeking means to pay for their own education, have taught the local public schools. They and their friends have received new light upon the importance of this work, and bring to the advantage of their home methods of instruction what they observe in colleges and seminaries during their terms of study. Obtaining an education for themselves is a serious business; they understand its cost, and life before them receives its coloring accordingly. They see universal education in new relations to themselves and the community. They have discovered light and hope amid the darkness of the new order of things; their courage strengthens with their aspirations. In their own time, they may be reckoned among the benefactors of the coming generations. The new scholarships and prizes of the Peabody fund supply about a hundred worthy, promising, struggling young people with the means of advancing their own education and fitting themselves for greater efficiency as teachers.

### PEABODY FUND.

*Table showing the amount and disposition of the sums disbursed from the Peabody fund from 1868 to 1878, inclusive.*

Year.	Virginia.	North Carolina.	South Carolina.	Georgia.	Florida.	Alabama.
1868.....	\$4,750	\$2,700	\$3,350	\$3,562	.....	\$1,000
1869.....	12,700	6,350	7,800	9,000	\$1,850	5,700
1870.....	10,300	7,850	3,050	6,000	6,950	5,950
1871.....	15,950	8,750	2,500	3,800	6,550	5,800
1872.....	29,700	8,250	500	6,000	6,200	9,900
1873.....	36,700	9,750	1,500	13,750	7,700	6,000
1874.....	31,750	14,300	200	6,500	9,900	9,700
1875.....	23,350	16,900	100	9,750	1,800	2,200
1876.....	17,800	8,050	4,150	3,700	1,000	5,500
1877.....	18,250	4,900	4,300	4,000	6,500	3,700
1878.....	15,350	4,500	3,600	6,000	3,900	1,100
Total.....	216,600	92,100	31,250	77,062	52,350	56,550

Year.	Mississippi.	Louisiana.	Texas.	Arkansas.	Tennessee.	West Virginia.	Total.
1868.....	\$1,338	\$8,700	.....	.....	\$4,800	.....	\$35,400
1869.....	9,000	10,500	.....	\$4,300	11,800	\$10,900	90,000
1870.....	5,600	5,000	\$1,000	11,050	15,050	13,000	90,600
1871.....	3,250	12,400	.....	9,200	22,650	9,150	100,000
1872.....	4,550	11,500	.....	12,250	23,250	17,900	130,000
1873.....	6,800	.....	.....	11,400	27,800	15,750	137,150
1874.....	6,700	2,750	1,000	3,600	33,100	15,100	134,600
1875.....	5,400	1,000	1,350	1,500	27,150	10,500	101,000
1876.....	9,950	2,000	4,450	1,000	10,100	8,600	76,300
1877.....	5,200	2,000	10,800	6,300	15,850	6,810	89,400
1878.....	600	8,000	8,550	6,000	14,600	5,050	77,250
Total.....	59,178	63,850	27,150	68,600	206,250	112,760	1,061,700



The wise administration of the trustees of the Peabody fund, through their very able agent, Dr. Barnas Sears, has recognized the changing demands of the South by applying the much needed aid of the fund more especially to the preparation of teachers. Aid is afforded to school journals to a limited extent, and teachers' institutes in several States have been assisted somewhat more; but most of the income has been expended in granting scholarships and in the establishment of a normal college at Nashville. The University at Nashville furnishes the buildings, and the instruction is conducted by the very worthy and competent Dr. Stearns. The pupils are among the most promising men and women in the several States represented. It is to be hoped that the opportunity thus afforded the city of Nashville and the State of Tennessee to establish a permanent institution for the training of teachers will be fully understood and appreciated by the officers and the people of the State. The sum of money needed would be comparatively small and the results to the intelligence and prosperity of the State it would be difficult to describe. Many of the most eminent citizens of the State are doing their utmost to secure prompt and adequate action in this matter.

#### SUPERVISING SCHOOL OFFICERS.

Superintendents of education, of instruction, of common schools, or of free schools (sometimes styled commissioners) are elected by the people in 21 States and 2 Territories, viz: Alabama, Arkansas, California, Colorado, Illinois, Indiana, Iowa, Kansas, Kentucky, Louisiana, Michigan, Mississippi, Missouri, Nebraska, Nevada, North Carolina, Ohio, Oregon, South Carolina, West Virginia, Wisconsin, Arizona, and Utah. They are chosen by the State board of education in 5 States, viz: Connecticut, Massachusetts, New Jersey, Rhode Island, and Texas. They are appointed by the governor, generally with consent of council, in 8 States and 3 Territories: Delaware, Florida, Georgia, Maine, Minnesota, New Hampshire, Pennsylvania, Tennessee, Dakota, Montana, and Washington. They are selected by joint ballot of the legislature in 3 States: New York, Vermont, and Virginia. They hold office by virtue of some other office in 1 State and 2 Territories; the principal of the State normal school for whites being ex officio superintendent in Maryland, the territorial controller in Idaho, and the territorial librarian in Wyoming.

County superintendents, commissioners, or examiners exist in 29 of the States and 8 of the Territories. They are elected by the people in 13 of these States and in 6 of the Territories: California, Colorado, Illinois, Iowa, Kansas, Minnesota, Missouri, Nebraska, Nevada, New York, Oregon, South Carolina, Wisconsin, Dakota, Montana, New Mexico, Utah, Washington, and Wyoming. They are appointed by the State superintendent in Alabama; by the State board of education, in Mississippi, New Jersey,<sup>1</sup> and Virginia; by county boards, in Georgia, Louisiana, Maryland, and North Carolina; by county courts, in Arkansas, Kentucky, and Tennessee; by the county probate judge, in Ohio; and by conventions of minor school officers, in Indiana and Pennsylvania. In Arizona and Texas the county judges act as county superintendents, each judge in Texas appointing 2 examiners for his county. In Idaho the county auditors act as county school superintendents, except in 2 counties, where the duty is assigned to the probate judges.

Township superintendents chosen by the people form the rule throughout the State in Michigan and Vermont; while in Maine any town may choose such an officer, who is there termed a school supervisor. In Alabama, under a law of February 7, 1879, a superintendent for each township or other school district is appointed by the county superintendent subject to the approval of the State superintendent.

#### TEXT BOOKS AND COURSES OF STUDY FOR PUBLIC SCHOOL SYSTEMS.

In *California* the State board has been, and, I believe, still is, empowered to prescribe and enforce a course of study for the public schools, with a uniform series of text books, except for the city and county of San Francisco.

<sup>1</sup> The appointment in New Jersey is subject to the approval of the county board of chosen freeholders.

## XXXVIII REPORT OF THE COMMISSIONER OF EDUCATION.

In *Connecticut* the State board has power to direct what books shall be used in all the public schools, not changing these books oftener than once in five years. It seems, however, to leave this matter largely to the town school visitors.—(See State report for 1874, pp. 66-70, and Cyclopædia of Education, p. 174.)

In *Delaware* there is the same power; whether yet exercised or not we have no means of determining.

In *Indiana* it was said, a year or two ago, that the State board, though not specially empowered to do so, had recommended a course of study for the schools. A request to have it sent to the Bureau met, however, with no response.

In *Iowa* there was issued, some twelve months ago, a course of study for normal institutes in 1877, the course emanating from a committee composed of the State superintendent of public instruction and two gentlemen representing the County Superintendents' Convention and the Principals' and City Superintendents' Association. This course would be likely to be a sort of guide to the teachers instructed in it at the institutes.

In *Kansas* the law directs that in every school district shall be taught orthography, reading, writing, English grammar, geography, and arithmetic, with such other branches as may be determined by the district board. The State superintendent is to recommend the most approved text books.—(Pages 7 and 26 of School Laws of 1877.) In 1873 Superintendent McCarty published in his report an excellent course of study for the schools of the State, with suggestions as to methods of instruction in the several studies. How far this has been followed does not appear.

In *Kentucky* the State superintendent of public instruction and the two professional teachers belonging to the State board constitute a standing committee of that board to determine and recommend, from time to time, a proper course of study and a suitable series of text books for the public schools—such course to embrace the elements of a plain education in English, including grammar, arithmetic, geography, and history. The teaching of any other language or science is left optional. The course at present recommended may be found in Henderson's *Kentucky School Lawyer*, pp. 55-59.

The *Louisiana* State board of education is empowered to "select and recommend series of text books and apparatus which shall be used in the free public schools of the State." The course of study adopted by the board, under the general power "to make all needful rules and regulations for the government of the free public schools" is given in rule 3 of the rules and regulations for 1877, and is as follows: "In the primary departments there shall be taught spelling, oral and written, the rudiments of reading, writing, geography, arithmetic, and familiar science (object lessons). In the grammar departments thorough instruction shall be given in the definition and derivation of words, dictation, reading, writing, arithmetic, grammar, geography, the history of the United States, elocution, composition, declamation, and the elements of the natural sciences, and, where practicable, in vocal music and drawing."—(List of text books in State report for 1877, pp. xxxvii, xlv, xlv.)

In *Maine* the town supervisor or school committee is empowered to direct the general course of instruction for the schools and select a uniform series of text books, not to be changed for five years without a vote of the town.—(Page 18 of School Laws of 1873.)

The county commissioners of schools in *Maryland* adopt, purchase, and distribute text books for the schools of their respective counties. In 1874 the State board, under the law empowering it to prescribe a course of study, issued a schedule of studies for ungraded schools or the lower classes of graded ones.—(School Laws, 1877, p. 7.)

In *Massachusetts* the school committees direct what books shall be used in the public schools of their respective towns and cities, and prescribe, as far as may be practicable, a course of study and exercises to be pursued in said schools.—(Chapter 47 of laws of 1876.)

In *Michigan* the course of study to be pursued is under the present law determined by consultation between the town superintendent and district boards with the teachers of the township schools.—(Section 107 of law of March 31, 1875, to provide for township superintendents of schools.)

*Minnesota*, while requiring of her teachers the ability to teach "orthography, reading in English, penmanship, grammar, modern geography, and the history of the United States," seems to leave to them and to the district officers the determination of the general course of study. For higher grades, elementary algebra, elementary plane geometry, physical geography, and physiology are to be added to the above studies.—(Laws of 1873, p. 23.) A law of the year 1877 gave to a contractor the privilege of supplying the text books for the schools, which should be approved by a State commission. The results of this arrangement appear to have been, thus far, very unsatisfactory.—(State report of 1876-'77, pp. 73-95.)

In *Mississippi* the whole matter of courses of study and text books seems to be left to the decision of the teachers and local school boards, provided that in the lower grade of schools at least reading, writing, arithmetic, English grammar, and geography be taught, with United States history and English composition apparently added for the higher grade.—(School Laws, edition of 1876, pp. 14, 31.)

In *Missouri* essentially the same arrangement seems to prevail, except in cities where special powers are granted to school boards by special acts. Uniformity of text books, however, is provided for by allowing presidents of boards of education in cities, towns, and villages to arrange, at a meeting held every five years, with the directors of school districts, for a selection of text books to be used in the schools of the State.—(School Laws of 1875, pp. 6, 14, 16, 17.)

*Nebraska* allows the State superintendent of public instruction to "define the text books to be used in the several schools of the State;" but directs the county superintendents to "counsel with the teachers and district boards as to the courses of studies to be pursued."—(School Laws, 1877, pp. 23, 24.) By a law of 1875 boards of education in cities are allowed exclusive direction in their respective school districts, except that no sectarian religious doctrine is to be taught or inculcated in their schools.

*Nevada* gives her State board of examination the "power to prescribe and cause to be adopted a uniform series of text books in the principal studies pursued in the public schools, to wit, spelling, reading, grammar, arithmetic, geography, and physiology;" and no school district is entitled to receive any pro rata of public school moneys unless such text books as may be prescribed by the State board be adopted and used in its public schools. The law also directs that "in all the public schools orthography, reading, writing, arithmetic, the elements of natural philosophy, and geography shall be taught; and in each school above the grade of primary there shall also be taught English grammar, history of the United States, physiology, hygiene, and chemistry." In such schools as the boards of trustees may direct, algebra, geometry, drawing, natural history and philosophy, astronomy, and the elements of book-keeping, or a selection from these, may be added to the previously mentioned studies.—(School Laws, 1877, p. 20.)

*New Hampshire* prescribes "reading, spelling, writing, English grammar, arithmetic, and the elements of geography and history" as studies in which teachers shall be examined, and allows school committees to add to these at their discretion, in any school where in their judgment it may be proper, "surveying, geometry, algebra, book-keeping, philosophy, chemistry, natural history, and physiology, or any of them, and other suitable studies;" no text books to be changed oftener than once in three years.—(Digest of Laws, 1869.)

*New Jersey* gives to school trustees of districts, in connection with the county superintendent, power "to prescribe the course of study to be pursued, and a uniform series of text books to be used in the school or schools under their charge."—(School Laws, edition of 1875, p. 15.)

*New York*, while giving to the State superintendent of public instruction a general supervision of the course of instruction in the schools, commits to the school commissioners of her commissioner districts, including a county or part of a county, the power and duty of recommending to the trustees and teachers of school districts the proper studies and course of instruction to be pursued in their schools.—(School Laws, 1875, p. 11.)

*North Carolina* appears to make no provision for courses of instruction in the public schools beyond the recognition of "ordinary branches of English" and "higher branches of English" as subjects for study in them.—(School Laws of 1873, p. 4.)

*Ohio* devolves on "each board of education"—of city, township, or special districts—the duty of determining "the studies to be pursued and the text books to be used in the schools under their control;" no text book to be changed, however, under 3 years from its adoption, without consent of three-fourths of the board at a regular meeting.—(School Laws, 1873, with subsequent amendments, p. 17.)

*Oregon* gives her State board of education power to authorize a series of text books to be used in the public schools. This is done through the State superintendent of public instruction, who issues to each county superintendent a circular containing a list of the studies required to be taught in the public schools, and allows him to write against each study the text book he prefers. The highest number of votes for any text book secures its place in the State series for the four years following, when the same process is to be repeated.—(School laws of 1872.)

*Pennsylvania* allows the directors or controllers and teachers in each school district to determine at an annual meeting the text books to be used during the year in all the different branches to be taught, no book, however, to be changed oftener than once in three years. She imposes on her county superintendents—who must be men of literary and scientific acquirements and of skill and experience in the art of teaching—the duty of seeing that in every district shall be taught orthography, reading, writing, English grammar, geography, and arithmetic, with such other branches as the board of directors or controllers may require. In visiting the schools of their counties they are to see that, as far as possible, there is uniformity in the course of studies in schools of the several grades respectively.—(School law, sections 47–50, 130, and 131.)

*Rhode Island* imposes only on her State school commissioner the duty of recommending and securing, so far as is desirable, a uniformity of text books, but allows the school committees to make and cause to be put up in every school-house rules and regulations for the introduction and use of such text books, and also to prescribe the studies to be pursued therein, under the direction of the school commissioner.—(Common School Manual, 1873, chapter 45, section 3, and chapter 53, section 9.)

*South Carolina* enacted in 1871 that, for the purpose of procuring a uniform series of text books to be used in the public schools throughout the State, there should be a commission of five, to consist of the governor, the chairmen of the committees on education in the senate and house of representatives, and of two other members, one appointed by each house. This commission was to decide upon a list of text books to be used after January 1, 1873, and to furnish the said list to the then existent State board of education. The State superintendent was then to secure uniformity in the use of text books throughout the public schools of the State, forbidding the use of sectarian or partisan books and instruction in the schools. County school commissioners were to see that in every school under their care should be taught, as far as practicable, orthography, reading, writing, arithmetic, geography, English grammar, history of the United States, the principles of the Constitution and laws of the United States and of South Carolina, and good behavior.—(Law of 1871, sections 3, 10, and 24.)

*Tennessee* requires that in every public school shall be taught orthography, reading, writing, arithmetic, grammar, geography, elementary geology of Tennessee, and history of the United States; permits also the teaching of vocal music, but forbids the introduction of other branches, except as provided for by local taxation or allowed by special regulations upon the payment of prescribed rates of tuition. County superintendents have it as part of their duties to keep themselves informed as to the merits of text books (in these studies) and to suggest to the district directors such changes as may from time to time be advisable, with a view to securing uniformity in the course of study throughout their counties.—(School law of 1873, sections 9 and 31.)

*Texas* provides for the teaching of orthography, reading, writing, English grammar,

composition, geography, and arithmetic, but says nothing as to the text books to be used.—(Law of 1876, section 43.)

In *Vermont*, under the old systems of school commissioners (1827-1833) and of the board of education (1856-1874), each of these bodies was charged with the selection and recommendation of text books. What is the present rule does not appear from any law in our possession. From some things in the last State report it would seem as if towns and districts were left to arrange their own courses of studies, though apparently the same text books are used in several towns whose courses are given.—(Report of 1875 and 1876, p. 27.)

*Virginia* prescribes that "in every public free school shall be taught orthography, reading, writing, arithmetic, grammar, and geography; and no other branches shall be introduced except as allowed by special regulations to be devised by the board of education." From the report of Superintendent Ruffner for 1874 it appears that the State board had exercised the right of recommending a set of text books. This he thought both wrong and inexpedient, and argued for a selection of books by local boards.—(School law of 1873, section 50.)

In *West Virginia* the above law as to studies is retained, with only the change "in the primary schools" for the words "in every public free school." Boards of directors for high schools, subsequently provided for, are allowed to prescribe the branches of learning to be taught in these. Boards of education for districts are given general control and supervision of the schools and school interests of their districts, and trustees of subdistricts are empowered at their visitations to make examination respecting the studies of the schools, and give such directions as they may think will promote the progress of the scholars.—(Law of 1873, sections 9, 11, 14 and 27.)

*Wisconsin* gives the board in each school district the power, under the advice of the superintendent of public instruction, to determine what school and text books shall be used in the several branches taught in the schools of such district, making out a list of books to be used in each branch of study, filing a copy of this with the district clerk and putting one in the school-house, such list, once adopted, not to be changed for a term of three years. The studies to be taught in every district school are the same as in Virginia, with the addition of "such other branches as may be determined upon by the district board."—(Law, edition of 1877, sections 53 and 55.)

#### SCHOOLS IN RURAL DISTRICTS.

The unsatisfactory condition of the country schools demands serious consideration. Perpetual change of teachers, empiricism in methods, the want of uniformity and of progression in studies, of definite purpose and of stimulating influences, have greatly demoralized this entire department of public education. Various remedial plans have been suggested, all agreeing in the introduction of graded courses of study and intelligent supervision as requisite to improvement.

In Ohio very active measures are in progress for the improvement of the district schools. At the eighth annual meeting of the Eastern Ohio Teachers' Association, held January 30, 1878, Superintendent Pratt, chairman of the committee on resolutions, submitted the following, which were adopted:

*Resolved*, That inasmuch as the present subdistrict system makes no one responsible for the management of our ungraded schools, some better plan should be substituted for it.

*Resolved*, That the interests of our ungraded schools demand a system of county supervision with proper safeguards.

In an address delivered at Massillon, December 21, 1878, President B. H. Hinsdale presented three public school reforms as calling for speedy legislative action: (1) The creation of the township district, placing all the schools thereof under the control of one board, to be elected on a township ticket; (2) the employment of county superintendents; and (3) the consolidation of schools. The conditions set forth by Pres-

dent Hinsdale as indicating the necessity of the last named reform may be taken as fair examples of what prevails in other States. He says:

Let me summarize the school statistics of Aurora for the year 1876:

Schools, 7; enumerated scholars, 191; enrolled scholars, 103; average daily attendance, 71; total school expenditure, \$1,855.53; average size of school, based on average daily attendance, 10 $\frac{1}{2}$ ; average cost per school, \$265.07; average cost per pupil, based on average daily attendance, \$26.06. The smallest enumeration in any district was 12, the largest 85; the smallest enrolment 3, the largest 37; the smallest average attendance 3, the largest 25; the smallest cost per pupil \$18.56, the largest \$42.66. A few summers ago, within sight of my home, a school was kept up an entire term with only two pupils in attendance. And these were all there were in the district. Centralization is the only remedy for this state of things. There must be fewer school officers, fewer schools, fewer teachers, and more pupils in the school. People will not long be so absurd as to keep up a district school for three scholars at an expense of \$42.66 each. When they make up their minds to the inevitable, which is in this case also the desirable, they will find that the necessary steps are both few and short. It will be found both cheaper and better to carry the children to the distant school at public expense than to go on in the old way.

At a meeting of the State Teachers' Association held in 1878 a new section was added, with the State school commissioner as president and a vice president for each congressional district, whose mission was to secure action and legislation in the special interests of the ungraded schools of the State. The movement has resulted in the holding of educational conventions in each congressional district and in a call for a State convention to be held in January, 1879, in the interests of ungraded schools.

While few reports as yet contain courses of study arranged for entire States, in many instances individual counties present a carefully prepared prospectus.

The subject has been treated very fully in the reports of Indiana, Kansas, Maryland, Pennsylvania, Massachusetts, Michigan, and Wisconsin.

Of all the plans developed none has excited more attention than that known as the "Graduating System for Country Schools," devised by A. L. Wade, county superintendent for Monongalia, W. Va.

Having long entertained the opinion that a common school course of study could be completed in less time than is usually spent in obtaining an imperfect knowledge of a few branches, Mr. Wade applied himself to the study of the motives which actuate pupils and prompt parents to seek the education of their children, that he might develop a plan for the schools in accordance with these conditions.

In 1873 he was appointed to inspect the schools of Monongalia, and began at once the application of his ideas.

The initial steps were forming classes in the schools for the pursuit of studies in advance of the simplest rudiments and reporting the names of the scholars in such classes as an honor roll in educational meetings, which he held two evenings in every week.

Thus the interest of pupils and of the public was centred in the course of study. After a year's experiment it was evident that some additional motive was needed to induce scholars to complete a full course, which suggested to Mr. Wade the original idea of a graduating scheme.

The course of study upon which his system is based is that prescribed by the school law of West Virginia: "In the primary schools there shall be taught orthography, reading, penmanship, arithmetic, English grammar, history, geography, and such other branches as the board of education may direct."

The features of the system as stated in Barnes's Educational Monthly and approved by the author are as follows:

- (1) The primary branches are taken up as one course of study for graduation.
- (2) The time in which each advanced pupil agrees to complete a certain course is fixed.
- (3) Public examinations of graduating classes are held annually and diplomas are granted to those who complete prescribed courses.
- (4) Alumni associations of those who have graduated are formed.
- (5) An annual catalogue containing the names of all pupils attending school in the county during the year is published. In this catalogue the names of all pupils are placed in their appropriate classes, showing from year to year what advancement has been made.

In August, 1875, Mr. Wade was elected county superintendent for Monongalia, and his completed system went into operation during the ensuing school session.

The first series of annual district examinations was held between February 25 and March 11, 1876, concerning which Mr. Wade states:

Each examination occupied one day and a commencement exercise was held each evening. The county superintendent, aided by one or more professors, conducted each examination. Two hundred and sixty-one pupils had entered the class of 1876, and of this number 196 completed the course and received diplomas.

With a single exception the largest churches in the several districts were insufficient to accommodate, even during the day, the vast numbers who came to witness the examinations.

The first catalogue of the free schools of Monongalia County was published in September, 1876. It contained the annual report of the county superintendent and a report from every school in the county.

Each school occupies one page in the catalogue. The name of the school, the name of the teacher, number of youths on teacher's roll, daily average attendance, daily percentage of attendance, branches taught, and number of pupils studying each branch, the names of graduates and undergraduates—all these points of interest are presented in the report of each school.

In the autumn of 1876 the first annual meetings of the alumni were held.

The exercises in each of these meetings consisted of original and select orations, essays, and select readings.

More than 80 of the members of the class of 1876 embraced the opportunity to speak and read in the presence of large audiences.

The second annual district examinations were held at the end of the school term of 1877, when 110 pupils completed the course and received diplomas. No pupil graduated whose average grade was not above seven on a scale of ten.

The third annual examinations were held in the spring of 1878, when 88 pupils received diplomas. As an evidence of the public interest evinced in the plan after three years' experience, Mr. Wade cites the following extract from an editorial letter written by George W. Atkinson, editor of the Daily and Weekly Standard, of the city of Wheeling, March 4, 1878: "Such crowds of people we have never seen assembled in the rural districts, even at barbecues, during political campaigns."

The system has been approved by prominent educators of Virginia and its adoption recommended by the press throughout the State; also by the State Teachers' Association of West Virginia and by the State superintendent of public instruction of West Virginia. It has been reviewed in all the educational journals and has excited the attention of the principal State superintendents of the country.

#### COURSE OF STUDY FOR UNGRADED SCHOOLS.

The subject of a course of study for ungraded schools has been discussed by the leading teachers and school officers of the State of Wisconsin during the past nine years. In a few sections the experiment of devising a full course of study for the country schools and of introducing it into some of these under the charge of experienced teachers, has been tried by some county superintendents with reasonable measure of success. At the annual meeting of the State Teachers' Association for 1878 the following outline of such a course was adopted and its use earnestly recommended:

(1) Reading in the school room and outside; (2) writing, including spelling in all branches, and so much of grammar as will insure correct expression of thought; (3) geography, indicating the possibilities of the United States in reference to commercial relations with the world; (4) arithmetic, including business forms and ability to keep accounts; (5) history and Constitution of the United States; (6) ability to express form so as to render thought intelligible; (7) discernment and discrimination of sound, cultivating the ear and giving power to expression; (8) miscellaneous subjects, including biography, physics, zoölogy, physiology, and botany, the exercises in which shall not exceed a half hour each day.

In order to secure the attainment of this essential knowledge some specific means are necessary:

First. The proper orderly presentation of the matter to the mind of the learner.

(1) Objective and concrete methods.

(2) Subjective, giving definition and showing its application by example.

Second. Systematic and harmonious development, not only of the study, but also of the amount suited to the capacity of the learner.

The child's school life can be arranged under three forms, a form being a limit of attainment rather than time spent in the acquisition of knowledge:

*First form.*—This includes, ordinarily, beginners from 6 to 9 years of age, and is confined to the following studies:

(1) Number. (a) Intelligent counting up to 100, and the reading and writing of such numbers; (b) a knowledge of the elementary combinations of the numbers represented by the single digits; (c) a knowledge of the signification of such simple fractions as are represented by a single digit in each term; (d) an intelligent practical knowledge of the table of denominate numbers in familiar use.

(2) Reading. (a) Train the eye to distinguish and retain the words; (b) teach the pupil to gather the sounds of the letters; (c) so deal with the words that ideas shall be brought up in the mind; (d) allow some facts suggested to the pupil's mind to be mentioned; (e) obtain a mental picture of the object; (f) by the manner and spirit of the teacher, as well as by the mental exercise, make the lesson pleasurable.

Thus, the eye, the ear, and the organs of speech are exercised and we have perception, conception, memory, judgment, imagination, and pleasurable emotion, when another method would have produced nothing but pain.

(3) Writing. (a) Make letters, small and capital, with pencil and on the blackboard; (b) from copy make straight-line figures.

(4) Geography, oral, on common things which pupils have seen, also on distances and directions: (a) Land: hill, wood, and prairie; (b) water: brook, pond, and lake; (c) soils: gravel, loam, sandy, and clay; (d) rocks: slate, lime, sand, and granite; (e) trees, kind of wood; (f) plants, wild and cultivated; (g) animals, wild and tame; (h) birds, wild and tame; (i) color of men; (j) occupations, the tools and products; (k) houses.

*Second (middle) form*, including the ages from 10 to 12 years.

(1) Number. Processes: What has to be done and how, should be clear by (a) correct illustration and (b) mental practice, so as to secure intelligence, accuracy, and rapidity; then educe the rule. Pupils should not be required to set forth every step in all their working, except when the aim is to show the reason of the rule. Work in decimal and common fractions and compound numbers.

(2) Reading: Third and half of fourth readers. Object: (a) Mastery of words, blackboard to be used in cases of difficulty; (b) to lay the foundation of distinct and significant reading; (c) to form the habit of observing the correct spelling of words. Lesson in reading: (1) Giving heed to attention, accurate pronunciation, distinct enunciation, especially of the consonant elements, making the syllable, as a rule, the unit. Diacritical marks of the letters may be learned from some dictionary. (2) Subsequently the same piece may be taken up for analysis of thought and intelligent expression; meaning of important words, allowing pupils to place them in sentences other than those in the book. One or two pupils read the whole lesson. (3) Once a week an exercise in writing on some points suggested by the lesson, with list of words with like endings and words of like meaning; or write lesson from dictation.

(3) Writing: Books numbers 1, 2, 3, and 4 of any system. Paying attention to neatness of book and form of letters, management of hand and pen, and movement and posture of pupil. Drawing, inventive, by straight lines.

(4) Geography: Pupils to learn of that which they have not seen, with outline maps, teacher encouraging facts suggesting themselves to pupils to be mentioned, so that a mental picture of locality may be formed. Maps may be used in the following order: (1) world, (2) North America, (3) Europe, (4) South America, (5) Asia, (6) Africa, (7) United States, (8) State, (9) county, (10) town.

*Third (upper) form*, including the ages from 13 to 16 years.

(1) Number. Object: Practical skill, clear insight into processes, readiness to deal with practical problems, and an exercise in exact thinking. Work: Arithmetic completed, with review of reasons for operations, paying special attention to the latter.

(2) Reading. Half of fourth and higher readers. Object: To read with profit as regards rate, emphasis, inflection, emotion, and gesture—the teacher giving example should the pupil fail. Criticism to be directed not merely to mechanical faults but to success in rendering the sense. The difficulty most frequent is with selections containing composition or words which are unfamiliar. This will be least felt when the matter is interesting; much may be done for this work by short biographical sketches or historical statements by the teacher.



- (3) Writing. Correspondence and business forms; keeping accounts by single entry.
- (4) Grammar. With book. Analysis of sentences; etymology and syntax, with copious exercises in faulty construction, giving the correct, with reasons.
- (5) Geography. By topic, on the State, United States, and Europe; and giving special attention to (a) physical features, (b) products, (c) means of communication, (d) commercial centres.
- (6) History. United States. By topics: (a) Colonial period, (b) confederation period, (c) constitutional union; civil government of the United States and Wisconsin to follow the colonial history.
- (7) Drawing. Curves and perspective.
- (8) Music. Rythm, melody, and force. Reading notes and singing in all the keys.
- The above course of study implies examinations at three points, viz: (1) From lower form to middle, (2) for entrance to upper form, (3) at close of the course. The first two examinations may be given by the teacher under the advice of the county superintendent. The third examination shall be given by such superintendent and the school boards at a public place in the town where shall be assembled all the pupils in such town who may desire the examination. The examination shall be conducted by said superintendent by questions, written or oral, and the pupils shall receive a certificate. Thus, a point would be gained in favor of a better elementary education, with strong probabilities for future higher culture.

## EDUCATIONAL BEGINNINGS.

In the discussion of the responsibility of government with respect to education, reference is frequently made to the early action in our country and frequent inquiries are addressed to the Office for such information as is contained in the following summary, compiled from many records:

The decision of the general court of the colony of Massachusetts Bay by which Harvard College was established, dated September 8, 1636, stands as follows: "The court agree to give four hundred pounds toward a school or college, whereof two hundred pounds shall be paid the next year and two hundred pounds when the work is finished, and the next court to appoint where and what buildings." The history of the college dates from 1638, when in consequence of the liberal bequest of John Harvard it "was resolved to open the college at once and give it the name of Harvard."

In 1642 the general government of the college and the management of its funds were placed in the hands of a board of overseers established and empowered by an act of the general court.

A solemn sense of public obligation is engraven in the language of the act:

Whereas, through the good hand of God upon us, there is a college founded in Cambridge, in the county of Middlesex, called Harvard College, for the encouragement whereof this court has given the sum of four hundred pounds, and also the revenue of the ferry betwixt Charlestown and Boston, and that the well ordering and managing of the said college is of great concernment,—it is therefore ordered by this court and the authority thereof, that the governor and deputy-governor for the time being, and all the magistrates of this jurisdiction, together with the teaching elders of the six next adjoining towns,—viz. Cambridge, Watertown, Charlestown, Boston, Roxbury, and Dorchester,—and the president of the said college for the time being, shall, from time to time, have full power and authority to make and establish all such orders, statutes, and constitutions as they shall see necessary for the instituting, guiding, and furthering of the said college, and the several members thereof, from time to time, in piety, morality, and learning; as also to dispose, order, and manage, to the use and behoof of the said college and the members thereof, all gifts, legacies, bequeaths, revenues, lands and donations, as either have been, are, or shall be conferred, bestowed, or anyways shall fall or come to the said college.

In the absence of members the greater number present, with the president, had power of the whole, but the company of overseers, first mentioned, had revisory power over their acts, and for failure to exercise the same when needful were accountable to the general court.

This board of overseers appears to have been found too large a body to have the immediate direction of the college, wherefore in 1650 a charter was granted to the college by the general court by which the college was made a corporation, consisting of

the president, five fellows, and a treasurer, to have perpetual succession by the election of members to supply vacancies and to be called by the name of the President and Fellows of Harvard College. The powers conferred by this act were accompanied by a provision which required that all orders and, by-laws of the corporation should have the consent of the overseers before they went into operation. This provision was found inconvenient and embarrassing in practice, and in 1657 a law was passed, called "An appendix to the college charter," by which the acts of the corporation were declared to have immediate force and effect and to be merely alterable by the overseers, to whom the corporation was to be responsible.

The corporation and the board of overseers remain to the present time the governing powers of the university, and this charter is now in force precisely as first drafted in 1650, notwithstanding that several attempts were made during the first fifty years of its existence to alter it or to substitute another in its place.

The history of education in the Massachusetts colonies is not limited to Harvard College, nor is the recognition of public responsibility in the matter wanting in any chapter of the story.

The first school entry for Boston is the record of a public meeting held April 13, 1635. In this meeting "it was generally agreed upon that our brother Philemon Purmont shall be intreated to become schoolmaster for the teaching and nourtering of children with us." The grant of thirty acres of land along Muddy River, assigned to the brother, was, two years after, "publicly confirmed." Thenceforth the civil action in education runs throughout the civic record.

The conception of the educational responsibility of the State is most forcibly expressed in the two acts of 1642 and 1647 passed by the general court of the Massachusetts Bay Colony. By the former the selectmen of every town were required to "have a vigilant eye over their brethren and neighbors to see, first, that none of them shall suffer so much barbarism in any of their families as not to endeavor to teach, by themselves or others, their children and apprentices so much learning as may enable them perfectly to read the English tongue, and knowledge of the capital laws, under penalty of 20 shillings for each neglect therein."

The same act further provides that "all parents and masters do breed and bring up their children and apprentices in some honest lawful calling, labor, or employment, either in husbandry or some other trade profitable for themselves and the commonwealth, if they will not or cannot train them up in learning to fit them for higher employments."

While universal education was thus enjoined, the law of 1647 went further, making the support of schools compulsory and the blessings of them universal. By this law every town containing fifty householders was required to appoint a teacher, "to teach all children as shall resort to him to write and read;" and every town containing one hundred families or householders was required to "set up a grammar schoole, the master thereof being able to instruct youth so farr as they may be fitted for the university."

For non-compliance with the above requirements the penalty was, at first, five pounds per annum, which was, from time to time, increased to correspond with the increasing wealth of the towns, all forfeitures being appropriated to the maintenance of the public schools. We cannot estimate the full scope of the provision unless we keep in mind that the term "grammar school," in the old laws, always meant a school where the ancient languages were taught and where youth could be "fitted for the university."

"Thus," says a noble commentator, "were recognized and embodied in a public statute the highest principles of political economy and of social well-being — universal education and the prevention of non-producers among men."

The fragmentary records and occasional notes of the beginnings of education in the Empire State which have survived colonial transfer and revolutionary confusion repeat in dimmer but still legible characters the principles so clearly marked in the Puritan colony.

The settlers of New Amsterdam brought an ideal from their native land; there they had been participators in the advantages of the first system of common schools ever established in Europe. The West India Company were bound by the national authorities to maintain in their distant colony in the wilderness of New Netherlands "good and fit preachers, schoolmasters, and comforters of the sick." As the government bound the company, so they in their turn obliged the patrons to support in their several agricultural colonies a minister and a schoolmaster. Until 1633 the double function devolved upon one person. Then "teachers of approved learning" were introduced by the governor and several schools established, one of which, that of the Reformed Protestant Dutch Church, still attests the early conviction of the public responsibility in the instruction of the young. These schools were open and free to all children who chose to attend them. Even in the private schools established for the children of the wealthy, no one could teach without a license from the civil and ecclesiastical authorities. The conception of a school system guaranteed and protected by the state seems to have been entertained by the colonists from Holland, although circumstances limited its practical development.

Mixture of peoples is a striking feature of the early settlements along the left bank of the Delaware; but amidst the diversity of social customs and religious observances and industrial aptitudes which characterized Quakers, Moravians, Lutherans, Swiss Mennonites, and Catholics, there was a singular unanimity of feeling with respect to education. That the Dutch and Swedes established little schools in connection with their churches, as had been done in Manhattan, and watched them with jealous care, is not matter of conjecture. Among the records of the Dutch government on the Delaware is an account of the labors of Evert Pietersen, who arrived in the colony as schoolmaster, comforter of the sick, and setter of psalms, April, 1657, and in August of that year had twenty-five pupils. The Swedes established schools at Uplandt (now Chester), Tinicum, and elsewhere.

Until 1682 the only expression of public will in the province was concerted action upon interests as they arose. In December of that year the first legislative assembly met at Chester. One of its three acts was the passage of the "great law." In this frame of government Penn made provision for the education of the youth of the province, and enacted that the governor and provincial council should erect and order all public schools. The school clause of Penn's law was as follows:

*Be it enacted by the authority aforesaid,* That all persons within the province and territories thereof having children, and all the guardians or trustees of orphans, shall cause such to be instructed in reading and writing, so that they may be able to read the Scriptures and to write by the time they attain to the age of 12 years, and that they then be taught some useful trade or skill that the poor may work to live, and the rich, if they become poor, may not want; of which every county court shall take care. And in case such parents, guardians, or overseers shall be found deficient in this respect, every such parent, guardian, or overseer shall pay for every such child five pounds, except there should appear incapacity of body or understanding to hinder it.

Subsequent legislation reaffirmed the provisions. Thus by an act of assembly it was required that the laws should be taught in all the schools of the province, and in 1693, at an extra session, called to resist the usurpations of Governor Fletcher, the assembly passed a second school law, which provided for the education of the youth in every county. Among colonists ripe for such legislation the school spirit was naturally expansive. Beside elementary schools, free to both sexes, private schools and classical schools for boys multiplied. In 1749 the germ of the University of Pennsylvania sprang up in the form of an academy and charitable school, supported by subscription. It was chartered and endowed in 1753, erected into a college in 1755, and became a university in 1779.

The early school history of Virginia centres in the establishment of the College of William and Mary. The documents in which it is comprised, namely, the petition from the general assembly and the charter granted by their majesties, fairly illustrate

the educational theory of the Virginians. When a school was necessary, to the "end that the church of Virginia might be furnished with a seminary of ministers of the gospel, and that the youth might be piously educated in good letters and manners, and that the Christian faith might be propagated amongst the western Indians,"—"a place of universal study, or perpetual college of divinity, philosophy, languages, and other good arts and sciences"—the people turned to the General Government and made their desires known. The charter which they secured was explicit on the essentials of such a foundation, viz, its government and its support, as will appear from two citations.

The trustees nominated and elected by the general assembly, to whom the royal license was granted, were constituted the body corporate to establish the college and to appoint masters or professors, but they were required, after the establishment, "to transfer to the president and masters or professors, or their successors, the lands, manors, tenements, rents," and other properties. In the fifth section of the charter it was declared that "it shall be called and denominated forever the College of William and Mary in Virginia, and the president and masters or professors of the said college shall be a body politic in deed and in name." It was further provided that after the transfer of the corporate powers, "the trustees should be the true, sole, and undoubted visitors and governors of the college." To them was granted "a continual succession," with "full and absolute liberty, power, and authority of making all laws for the good and wholesome government of the college." Toward the endowment of the college, William and Mary contributed one thousand nine hundred and eighty-five pounds fourteen shillings and ten pence, raised out of the quitrents of the colony; one penny a pound on all tobacco exported from Virginia and Maryland; the office of surveyor general, with all its issues, fees, &c.; ten thousand acres of land lying on the south side of Blackwater Swamp, and ten thousand acres in Pamunkey Neck."

Taxation continued to be an important source of revenue to the institution; thus, in 1726, a duty was laid on liquors for its benefit by the House of Burgesses; in 1759 a grant was made to it of the tax on peddlers; from which various revenues it was in 1776 the richest college in North America.

The responsibility of government, the necessity of supervision, the justice of a school tax, characteristics all of the modern system of free public education, are embodied in the charter history of this honored institution. Nor was it unfortunate that public interest in this instance was first directed to superior learning. Some forces work most effectually by downward pressure; systems of education beginning with the elements have been known to exhaust themselves in contracted bounds; but the university virtually involves the necessary antecedents, as the subsequent history of education in Virginia indicates.

Through all the action thus surveyed the kindred obligations of family, church, and State were recognized. Public action in no way conflicted with private effort, nor does it seem to have been conceived as possible that the one should supplant the other.

When the independence of the United States was accomplished, seven of the original States introduced a general educational provision into their constitutions; of the remainder, two continued for some time under their colonial charters, and the rest adopted constitutions which guaranteed all the powers and privileges involved in the establishment of schools. Five, at least, of the States proceeded by specific legislation to develop school systems.

Education having been admitted as a proper object of legislation, the appropriate action on the part of the General Government was left to slow elaboration. By the ordinance "for the government of the Northwest Territory," passed in 1785, appropriating the sixteenth section (one square mile) in every township for the maintenance of common schools, the Continental Congress placed itself firmly in line with its educational duties. In 1787 the land grant was renewed and increased by two townships, to

be given to each State for the purposes of a university. The act was accompanied by the formal declaration "that, religion, morality, and knowledge being necessary to good government and the happiness of mankind, schools and the means of education shall be forever encouraged."

In 1789 the Federal Congress, animated by the same spirit as its predecessor, confirmed the ordinance, and accordingly every State that has been organized since the beginning of the present century has received the benefit of the grant.

The land devoted to school purposes under these early acts amounts approximately to 69,863,914 acres.

The first public action with reference to industrial training was the act of 1862, granting to each State 30,000 acres of land for each Senator and Representative from the State in Congress, for the establishment of colleges of agriculture and mechanic arts. Under this grant nearly 10,000,000 acres have already been absorbed.

TABLE II.—Summary of school statistics of

	Cities.	Estimated present population.	Legal school age.	School population.	Number of school buildings.	Number of sittings for study.	Number of teachers.	No. of days schools were taught.	Pupils.	
									Whole number enrolled.	Average daily attendance.
	1	2	3	4	5	6	7	8	9	10
1	Montgomery, Ala .....	15, 000	7-21	3, 004	.....	.....	.....	.....	.....	.....
2	Little Rock, Ark .....	18, 000	6-21	6, 146	7	1, 520	27	168	2, 142	1, 536
3	Sacramento, Cal .....	26, 000	6-17	4, 457	19	.....	70	189	3, 503	2, 249
4	San Francisco, Cal.....	308, 215	6-17	652, 093	61	.....	659	214	36, 672	26, 221
5	Stockton, Cal*.....	15, 000	5-17	3, 011	10	1, 693	34	196	1, 693	1, 523
6	Denver (of city), Colo.	94, 000	6-21	3, 000	4	1, 615	38	195	2, 317	1, 563
7	Bridgeport, Conn*.....	28, 000	4-16	6, 376	17	4, 069	84	196	5, 167	3, 194
8	Greenwich, Conn .....	8, 000	4-16	1, 934	19	.....	26	.....	1, 552	c845
9	Hartford, Conn .....	50, 000	4-16	9, 661	17	.....	163	.....	7, 696	c4, 661
10	Meriden, Conn .....	.....	4-16	3, 623	12	.....	45	.....	2, 782	c1, 621
11	New Britain, Conn.....	11, 000	4-16	3, 141	11	.....	49	.....	2, 675	c1, 676
12	New Haven, Conn .....	59, 629	4-16	13, 219	24	8, 735	213	199	11, 418	7, 646
13	New London, Conn*....	10, 000	4-16	2, 101	9	1, 680	51	200	1, 915	1, 363
14	Norwalk, Conn .....	15, 000	4-16	3, 262	12	3, 200	47	.....	2, 911	c1, 855
15	Norwich, Conn s.....	17, 500	4-16	1, 512	6	1, 237	33	196	1, 298	949
16	Stamford, Conn .....	79, 714	4-16	2, 472	.....	.....	32	197	1, 606	972
17	Waterbury, Conn .....	16, 039	4-16	3, 799	21	.....	54	.....	3, 157	c1, 643
18	Wilmington, Del .....	40, 000	6-21	*9, 178	19	5, 728	113	196	6, 906	4, 490
19	Jacksonville, Fla.....	12, 000	6-21	.....	3	740	18	124	778	565
20	Atlanta, Ga .....	40, 000	6-18	10, 360	8	2, 650	54	182	3, 598	2, 436
21	Augusta, Ga .....	27, 000	6-18	5, 628	15	.....	35	165	2, 019	1, 207
22	Columbus, Ga .....	10, 000	6-18	2, 863	6	1, 080	21	182	1, 204	888
23	Macon, Ga g.....	15, 000	6-18	7, 909	.....	.....	55	140	2, 852	1, 663
24	Savannah, Ga h.....	30, 000	6-18	10, 917	7	.....	76	200	4, 019	3, 065
25	Alton, Ill*.....	10, 500	6-21	3, 164	5	.....	21	196	1, 496	.....
26	Belleville, Ill .....	13, 000	6-21	4, 532	.....	2, 020	42	199	2, 166	1, 990
27	Bloomington, Ill*.....	25, 000	6-21	7, 292	11	2, 670	65	177	3, 466	2, 294
28	Chicago, Ill .....	436, 731	6-21	123, 115	66	43, 900	885	196	58, 143	40, 036
29	Decatur, Ill*.....	10, 000	6-21	3, 094	6	1, 728	29	177	1, 869	1, 321
30	Freeport, Ill*.....	12, 000	6-21	2, 852	6	1, 600	29	196	1, 640	.....
31	Galesburg, Ill .....	14, 000	6-21	4, 354	7	2, 100	34	178	2, 301	1, 630
32	Jacksonville, Ill.....	12, 000	6-21	3, 693	7	1, 610	34	188	1, 639	1, 327
33	Joliet, Ill*.....	14, 000	6-21	3, 557	8	1, 692	36	197	2, 606	1, 500
34	Peoria, Ill .....	38, 000	6-21	8, 947	16	3, 593	73	200	4, 118	3, 038
35	Quincy, Ill .....	32, 000	6-21	8, 513	9	3, 100	56	197	3, 807	2, 427
36	Rockford, Ill*.....	14, 000	6-21	4, 901	10	.....	50	195	2, 100	1, 900

\* From Report of the Commissioner of Education for 1877.

g Assessed valuation.

h Estimated.

c Average attendance for the winter.

d From a return for 1876.

e This report, exclusive of the population, is for the central school district only.

CITY SCHOOLS.

cities containing 7,500 inhabitants and over.

Pupils.	Estimated cash value of taxable property in the city.	Estimated real value of property used for school purposes.	Tax for school purposes on assessed valuation — mills per dollar	Total receipts.	Expenditures.			Average expenses per capita of daily average attendance in public schools.		
					Permanent improvements.	Teachers' salaries.	Total expenditure.	Instruction and supervision.	Incidental expenses.	
11	12	13	14	15	16	17	18	19	20	
				\$2,869						1
450	a\$5,500,000	\$50,700	7	34,921		\$14,090	\$23,603	\$10 10	\$3 22	2
803	a12,000,000	191,000	3	97,431	\$436	51,803	78,669			3
6,551	a254,865,810	2,699,000	1.6	1,058,470	161,671	600,048	969,250	25 63	5 84	4
190	5,000,000	142,900	1.5	59,701	994	28,990	38,044			5
200	16,000,000	190,040	9	57,691	4,000	29,300	57,691	20 47	6 84	6
450	17,000,000	144,500	3.25	62,419	6,725	42,950	62,326			7
142	a3,627,216			12,325	35	10,806	12,325			8
1,500	a49,752,062	d1,755,909		231,408	48,034	108,522	229,228			9
838	a8,783,839			40,027	2,783	24,834	35,315			10
27	a4,627,841	299,500		35,464	5,794	21,406	35,330			11
1,500	60,060,294	558,700	1.5	196,970	27,474	134,708	202,886	18 55	4 61	12
40	10,000,000	87,500	2.7	26,547	255	19,546	26,547	14 64		13
127	a6,462,966	111,000		28,099	217	43,290	27,436			14
127	9,065,890	70,150	2.5	22,313	3	16,881	25,145	20 79	5 59	15
648				21,464	428	16,709	21,459			16
473	a7,958,728			43,968	8,905	23,626	43,972			17
	26,000,000	265,339	2.8	82,740	3,400	48,660	69,476	11 15	3 45	18
		28,000				6,422	7,252			19
650	20,000,000	96,000	1.5	36,315	649	30,000	36,312	12 87	1 73	20
500	14,455,792			32,393			30,680			21
300	4,000,000	26,500	2.25	12,060	650	7,249	11,149	9 85	1 97	22
380	a7,000,000	23,100	2	18,837	416	14,665	18,500	9 81	94	23
500		57,500		47,134		46,682	57,062			24
600	5,000,000	75,500	4.4	20,685	140	11,075	15,078	10 10	2 60	25
550	5,229,020	74,200	16.4	29,621	13,465	20,575	36,314	11 20	1 81	26
	8,500,000	230,471	14.5	66,292	1,494	26,509	65,539	11 57	3 97	27
18,647	436,000,000	2,378,673	4.47	745,719	23,211	486,591	711,307	12 55	2 91	28
200	9,114,756	95,600	9	40,109	136	15,385	29,910	13 10	3 31	29
200		57,300		34,577		14,963	34,506			30
	9,000,000	100,100	4			16,065	20,601			31
800	3,000,000	160,700	10.2	41,948	2,741	17,070	48,844	14 22	3 74	32
604	3,249,080	65,650	7	25,001	106	416,330	20,650	10 88	2 80	33
1,660	21,428,000	186,800	6	56,928	12,787	32,036	54,632	11 20	2 57	34
1,800	18,000,000	215,000	4.78	50,080	548	28,563	47,154	12 37	3 26	35
475	12,000,060	120,000	5	43,622	350		443,622			36

f Census of 1870.

g Including Bibb County.

h Including Chatham County.

i Includes cost of supervision.

j Includes balance on hand at close of year.

TABLE II.—Summary of school

	Cities.	Estimated present population.	Legal school age.	School population.	Number of school buildings.	Number of sittings for study.	Number of teachers.	No. of days schools were taught.	Pupils.	
									Whole number enrolled.	Average daily attendance.
	1	2	3	4	5	6	7	8	9	10
37	Rock Island, Ill. ....	12, 000	6-21	5, 358	6	2, 150	33	180	2, 100	1, 594
38	Evansville, Ind. ....	40, 000	6-21	12, 877	14	.....	115	.....	5, 113	.....
39	Fort Wayne, Ind. ....	27, 832	6-21	11, 306	9	3, 798	89	195	3, 379	2, 571
40	Indianapolis, Ind. ....	92, 000	6-21	22, 806	25	10, 291	198	194	12, 229	9, 400
41	Jeffersonville, Ind.* ..	10, 000	6-21	2, 723	5	.....	26	188	1, 300	.....
42	Lafayette, Ind.* .....	22, 000	6-21	6, 020	6	1, 900	50	195	2, 705	1, 773
43	Logansport, Ind. ....	15, 000	6-21	4, 061	12	1, 525	31	125	1, 743	1, 139
44	Madison, Ind. ....	15, 000	6-21	5, 300	7	.....	42	200	1, 700	1, 580
45	Richmond, Ind. ....	14, 000	6-21	4, 236	8	1, 679	45	200	2, 122	1, 662
46	South Bend, Ind.* .....	15, 000	6-21	3, 132	7	1, 700	22	178	1, 601	1, 029
47	Terre Haute, Ind. ....	22, 000	6-21	7, 665	11	3, 971	78	196	4, 032	2, 858
48	Burlington, Iowa' .....	22, 000	5-21	5, 963	10	3, 850	71	192	3, 356	2, 003
49	Council Bluffs, Iowa. ...	13, 000	5-21	3, 260	10	1, 500	29	196	1, 680	1, 000
50	Davenport, Iowa .....	25, 000	5-21	8, 288	11	4, 222	85	190	4, 979	3, 421
51	Des Moines (w. side) Ia*	14, 000	5-21	3, 592	4	2, 100	36	188	2, 211	1, 399
52	Dubuque, Iowa .....	30, 000	5-21	9, 618	9	3, 461	73	197	3, 896	2, 573
53	Keokuk, Iowa* .....	15, 000	5-21	5, 722	.....	2, 500	52	180	2, 500	2, 100
54	Atchison, Kans.* .....	12, 000	5-21	3, 000	5	.....	23	180	1, 210	1, 130
55	Lawrence, Kans. ....	9, 560	5-21	2, 222	12	.....	12	169	1, 618	1, 061
56	Leavenworth, Kans. ...	21, 000	6-21	6, 100	11	.....	45	179	3, 212	2, 240
57	Covington, Ky. ....	30, 000	6-12	10, 055	5	2, 860	63	196	3, 505	2, 420
58	Lexington, Ky. ....	16, 500	6-20	5, 909	7	2, 000	27	192 <sup>d</sup>	1, 772	1, 127
59	Louisville, Ky. ....	130, 000	6-20	42, 401	30	.....	320	211	19, 292	12, 999
60	Newport, Ky* .....	18, 500	6-20	6, 500	5	.....	40	200	2, 674	1, 920
61	Paducah, Ky* .....	10, 000	6-20	1, 946	13	810	14	215	790	.....
62	New Orleans, La. ....	203, 439	6-21	62, 918	69	.....	438	159	26, 166	17, 322
63	Angusta, Me. ....	10, 000	4-21	2, 222	22	.....	.....	.....	1, 217	794
64	Bangor, Me* .....	12, 500	4-21	5, 526	35	.....	75	122	.....	3, 226
65	Biddeford, Me. ....	10, 225	4-21	3, 662	21	2, 072	40	190	1, 779	91, 100
66	Lewiston, Me* .....	20, 000	4-21	6, 479	29	.....	62	184	3, 560	2, 200
67	Portland, Me. ....	36, 000	5-21	9, 521	13	4, 116	112	200	6, 143	4, 222
68	Baltimore, Md. ....	350, 000	6-21	86, 961	61	.....	220	.....	35, 222	29, 518
69	Adams, Mass* .....	115, 725	5-15	3, 171	12	2, 462	53	190	.....	1, 222
70	Boston, Mass. ....	2341, 919	5-15	69, 762	152	55, 646	1, 229	200	153, 222	46, 624
71	Cambridge, Mass. ....	50, 000	5-15	2, 422	27	2, 120	202	129	9, 222	6, 721
72	Chelsea, Mass. ....	22, 000	5-15	3, 169	.....	.....	67	.....	3, 919	2, 922
73	Chicopee, Mass. ....	110, 335	5-15	1, 915	.....	.....	39	.....	1, 330	1, 022

\* From Report of the Commissioner of Education for 1877.

a Assessed valuation.

b Includes cost of supervision.

c For colored children, 6-16.

d In colored schools, 1:5.

e Does not include amount remaining on hand at close of last school year.



CITY SCHOOLS.

LIX

Statistics of cities, &c.—Continued.

Pupils.	Estimated enrollment in private schools.	Estimated cash value of taxable property in the city.	Estimated real value of property used for school purposes.	Tax for school purposes on assessed valuation—mills per dollar.	Total receipts.	Expenditures.			Average expenses per capita of daily average attendance in public schools.	
						Permanent improvements.	Teachers' salaries.	Total expenditure.	Instruction and supervision.	Incidental expenses.
11	12	13	14	15	16	17	18	19	20	
500	\$6,900,000	\$110,250	7	\$39,968	\$12,564	\$15,740	\$39,968	\$11 72	\$4 90	37
		501,800				59,930	102,686			38
2,200	11,785,140	294,650	4.3	103,065	3,796	38,075	58,678	17 92	3 42	39
1,340	\$60,000,000	939,127	2	316,066	33,704	118,936	205,487	13 23	3 53	40
300	\$2,600,000	60,000	4	23,003	154	12,918	19,126			41
1,000	14,000,000	193,000	3.5							42
800	\$6,000,000	180,000	4	33,073	62	14,155	31,732	13 74	3 89	43
	\$4,400,000	86,000		61,564	15,000	18,000	49,816			44
	10,600,000	64,500	4.1	48,969	17,500	21,500	48,470	13 92	4 78	45
250				44,484		11,907	17,993			46
500	25,000,000	215,471	3.4	87,811	168	41,586	52,677	15 42	2 94	47
1,000	12,000,000	250,000	6	87,925	3,215	33,450	50,535	17 00	5 93	48
200	5,400,000	103,700	6	53,785	7,532	16,005	44,889	17 65	6 54	49
	16,000,000	291,200	14	116,152	8,992	568,369	80,869	17 64	4 13	50
400	7,083,000	225,400	13	55,216		90,795	49,184	15 96	8 00	51
1,700	11,011,680	160,000	9	48,772	2,959	34,636	48,590	13 16	3 94	52
500	9,000,000	185,000	9	40,379	3,090	28,069	35,340			53
300	4,200,000	64,100	13		150	9,350	13,640			54
150	\$1,989,400	100,000	10	25,142		8,876	25,142			55
640	10,000,000	177,200	5	27,642		20,500	23,430	9 78	1 80	56
2,150	20,000,000	191,000	2	56,000	24,950	32,000	70,800	16 20	2 15	57
800	\$4,928,759	29,500	1.5	18,120		512,900	18,120			58
	\$4,018,242	865,390	4.5	\$268,440	32,000	178,195	277,046	15 97	2 87	59
	\$6,200,000	153,500	2	31,222		17,273	29,645	9.40		60
320	6,000,000	23,000	2	9,897		7,350	9,646	12 51	2 38	61
	\$88,686,560	582,500	2	188,777		234,681	295,560	13 51	3 49	62
		65,000		28,509			24,094			63
	\$9,906,100	75,000		26,260			41,512	(\$11 89)		64
	\$5,682,000	34,000		17,037		\$12,680	14,950			65
	11,673,558	168,700	2.33	33,795		24,780	38,010	11 96	5 46	66
1,330	30,671,154	275,000		103,637	24,573	57,421	103,637	14 13	4 59	67
13,550	250,000,000			574,763	55,013	463,764	677,976			68
	11,141,767	156,200	4.31	29,483			1,148	(15 34)		69
5,521	\$686,640,587	\$9,000,000		1,695,777	113,661	1,157,746	1,695,777	24 83	9 10	70
1,381	\$49,610,140	582,000	3.3	168,938	400	134,726	168,938	20 66	4 81	71
418	\$16,410,612									72
52	\$4,940,397									73

f Average attendance for the winter.  
 g For graded schools only.  
 h Census of 1875.  
 i Average whole number.  
 j Estimated by the Bureau.

TABLE II.—Summary of school

Cities.	Estimated present population.	Legal school age.	School population.	Number of school buildings.	Number of sittings for study.	Number of teachers.	No. of days schools were taught.	Pupils.	
								Whole number enrolled.	Average daily attendance.
1	2	3	4	5	6	7	8	9	10
74 Fall River, Mass.....	50,000	5-15	9,793	32	7,690	133	300	9,604	5,727
75 Fitchburg, Mass.....	12,000	5-15	2,935	19	3,253	65	191	2,714	1,997
76 Gloucester, Mass.....	18,000	5-15	4,066	24	3,877	89	200	4,149	3,163
77 Haverhill, Mass.....	14,623	5-15	2,591	.....	.....	70	.....	2,921	2,311
78 Holyoke, Mass.....	20,000	5-15	3,163	14	1,615	57	199	2,005	1,354
79 Lawrence, Mass.....	38,000	5-15	6,668	30	5,461	117	200	5,461	4,312
80 Lowell, Mass.....	53,000	5-15	8,087	39	7,802	196	197	12,458	6,112
81 Lynn, Mass.....	34,000	5-15	5,779	31	*6,132	110	202	5,896	4,575
82 Malden, Mass.....	510,843	5-15	2,080	.....	.....	59	.....	2,599	2,054
83 Marblehead, Mass.....	9,000	5-15	1,491	.....	.....	27	.....	1,610	1,172
84 Marlborough, Mass.....	8,774	5-15	2,127	11	1,950	38	178c	2,137	1,859
85 Milford, Mass*.....	29,890	5-15	2,953	.....	.....	.....	.....	.....	.....
86 New Bedford, Mass.....	225,876	5-15	4,208	.....	.....	103	.....	4,122	3,394
87 Newburyport, Mass.....	213,323	5-15	2,511	.....	.....	46	.....	2,285	1,532
88 Newton, Mass.....	14,500	5-15	2,846	17	3,678	88	194	3,359	2,767
89 Northampton, Mass.....	10,950	5-15	2,068	23	3,000	57	164	2,073	1,579
90 Pittsfield, Mass.....	512,267	5-15	2,245	26	2,169	56	192	2,069	.....
91 Salem, Mass.....	26,000	5-15	4,576	16	4,080	95	201	3,860	2,933
92 Somerville, Mass.....	21,000	5-15	4,424	17	4,550	69	190	4,405	3,733
93 Springfield, Mass.....	31,000	5-15	5,379	28	5,757	119	200	5,977	4,180
94 Taunton, Mass.....	12,000	5-15	3,143	36	.....	84	195	3,885	2,477
95 Waltham, Mass.....	10,500	5-15	1,995	11	.....	43	195	1,762	.....
96 Weymouth, Mass.....	10,000	5-15	1,960	.....	.....	54	.....	2,147	1,625
97 Woburn, Mass.....	10,445	5-15	2,267	20	2,332	36	200	2,198	1,775
98 Worcester, Mass.....	52,000	5-15	9,406	38	8,883	219	192	10,224	7,406
99 Ann Arbor, Mich.....	7,500	5-20	2,311	6	1,700	35	198	2,043	1,430
100 Bay City, Mich*.....	18,000	5-20	4,278	7	2,320	40	194d	2,841	1,720
101 Detroit, Mich.....	120,000	5-20	35,962	30	12,553	236	196	14,466	10,399
102 East Saginaw, Mich.....	17,000	5-20	5,093	10	2,769	52	194	3,064	2,453
103 Grand Rapids, Mich.....	30,000	5-20	9,310	14	4,356	92	195	5,533	3,370
104 Saginaw, Mich*.....	10,500	6-20	2,835	6	1,430	24	194d	1,564	1,073
105 Minneapolis, west division, Minn.*	35,000	5-21	.....	9	3,400	78	196	3,607	2,380
106 St. Paul, Minn.....	40,260	5-21	*11,134	13	4,300	82	200	4,249	4,016
107 Natchez, Missf.....	12,000	5-21	8,107	54	2,671	76	120	2,730	2,599
108 Vicksburg, Miss.....	12,000	5-21	3,600	3	1,185	20	145	1,459	820
109 Hannibal, Mo.....	12,800	6-20	2,962	8	1,590	23	177	1,950	1,315
110 Kansas City, Mo.....	45,000	6-20	10,622	10	4,300	63	196	4,612	2,609
111 St. Joseph, Mo.....	30,000	6-20	7,119	19	3,062	56	198	3,536	2,475

\* From Report of the Commissioner of Education for 1877.

a Assessed valuation.

b Census of 1875.

c In grammar and high schools; in primary, 157.

statistics of cities, &c.—Continued.

Pupils.	Estimated enrollment in private schools.	Estimated cash value of taxable property in the city.	Estimated real value of property used for school purposes.	Tax for school purposes on assessed valuation—mills per dollar.	Total receipts.	Expenditures.			Average expenses per capita of daily average attendance in public schools.	
						Permanent improvements.	Teachers' salaries.	Total expenditure.	Instruction and supervision.	Incidental expenses.
11	12	13	14	15	16	17	18	19	20	
200	a\$42,326,730	\$1,369,626	2.33	\$142,645	\$34,536	\$73,886	\$143,271	\$13.25	\$5.73	74
15	a9,570,997	171,704	3.9	37,912	.....	30,200	37,912	16.69	3.08	75
45	9,077,744	116,150	4.4	53,452	4,000	34,935	53,452	12.31	3.32	76
72	a10,342,954	.....	.....	.....	.....	.....	.....	.....	.....	77
892	13,000,000	117,840	.....	29,785	6,064	20,154	33,524	15.09	3.66	78
1,000	.....	.....	.....	58,448	.....	.....	64,704	.....	.....	79
600	50,000,000	492,300	3.9	139,077	14,061	91,810	127,048	16.81	5.82	80
112	a22,667,542	480,200	4.1	107,208	4,708	63,408	107,208	15.74	5.15	81
60	a10,085,890	.....	.....	.....	.....	.....	.....	.....	.....	82
36	a3,708,700	.....	.....	.....	.....	.....	.....	.....	.....	83
.....	a3,451,365	60,500	5.7	20,210	1,404	12,968	20,661	7.73	2.58	84
75	.....	.....	.....	.....	.....	.....	.....	.....	.....	85
237	a26,133,297	.....	.....	.....	.....	.....	.....	.....	.....	86
.....	a7,644,964	.....	.....	.....	.....	.....	.....	.....	.....	87
300	25,012,930	426,000	3.34	83,606	2,306	61,161	83,606	24.87	6.90	89
75	7,077,300	91,000	3.5	26,465	.....	17,449	26,318	11.05	.....	89
175	7,369,274	68,900	.....	26,893	1,750	21,123	29,917	.....	.....	90
927	26,000,000	306,500	2.89	79,862	6,624	56,775	79,862	20.21	4.76	91
.....	a25,479,400	437,350	.....	84,692	.....	66,701	84,691	18.40	4.28	92
450	a29,384,175	540,963	2.8	85,292	.....	67,681	84,795	16.50	3.51	93
137	20,000,000	202,000	3	47,158	0	34,480	47,158	15.69	4.41	94
100	a5,565,900	180,000	3.25	32,165	500	22,940	22,940	(915.52)	.....	95
58	a5,373,851	.....	.....	.....	.....	.....	.....	.....	.....	96
50	8,150,730	213,500	2.8	26,783	200	20,373	26,593	12.50	2.37	97
1,200	41,269,718	888,052	3.1	141,678	851	110,167	141,678	15.27	3.74	98
300	3,811,800	130,000	6	32,215	2,405	15,590	32,164	12.52	3.44	99
.....	8,800,000	140,000	15	38,798	.....	17,464	33,072	11.20	3.37	100
5,574	87,865,625	711,966	2	276,674	6,945	141,554	189,770	13.61	3.47	101
175	7,750,000	150,000	15	49,300	7,464	25,045	47,632	11.48	3.68	102
1,000	20,000,000	354,000	6.75	82,700	10,387	44,530	76,561	12.07	2.06	103
400	6,125,708	100,000	.....	39,885	325	12,619	28,374	13.62	4.64	104
600	27,000,000	321,500	3.83	117,611	34,172	47,785	106,470	20.08	6.60	105
1,700	32,469,726	246,212	1.24	62,581	2,500	46,790	81,322	.....	.....	106
240	3,300,000	81,200	4	9,625	.....	28,295	9,626	3.70	0.23	107
300	5,000,000	32,500	2.75	12,527	.....	11,000	13,967	14.63	2.42	108
200	a2,780,000	39,500	4	23,422	80	12,500	19,211	9.50	2.65	109
.....	8,400,000	200,000	4	76,042	12,200	42,000	94,330	16.48	.....	110
800	12,000,000	118,696	7	71,646	566	34,101	62,254	14.65	4.33	111

d Census of 1870.

e Estimated.

f Including Adams county.

g Includes cost of supervision.

TABLE II.—Summary of school

	Cities.	Estimated present population.	Legal school age.	School population.	Number of school buildings.	Number of sittings for study.	Number of teachers.	No. of days schools were taught.	Pupils.	
									Whole number enrolled.	Average daily attendance.
1		2	3	4	5	6	7	8	9	10
112	St. Louis, Mo .....	440,000	6-20	107,225	80	42,500	1,119	197	55,995	36,170
113	Omaha, Nebr. ....	25,000	5-21	5,336	8	2,308	44	201	2,924	1,810
114	Concord, N. H. ....	13,000	5-15	.....	28	.....	66	.....	2,375	1,809
115	Dover, N. H. ....	10,112	5-15	1,792	18	.....	47	.....	1,678	1,045
116	Manchester, N. H. ....	28,000	5-15	*3,065	24	3,125	79	186	3,886	2,454
117	Nashua, N. H. ....	11,000	5-	2,072	16	2,140	49	.....	1,997	1,543
118	Portsmouth, N. H. ....	10,000	5-	2,318	13	.....	38	205	1,902	1,787
119	Camden, N. J. ....	440,000	5-18	11,134	.....	.....	110	.....	7,668	4,653
120	Elizabeth, N. J. ....	30,000	5-18	7,124	.....	.....	47	.....	3,406	2,118
121	Jersey City, N. J. ....	120,000	5-18	40,204	*20	*12,810	317	206	21,183	12,214
122	Newark, N. J. ....	135,000	6-18	41,323	23	16,708	268	210	18,564	11,828
123	New Brunswick, N. J. ....	19,000	5-18	5,727	6	2,175	50	202	2,818	1,932
124	Orange, N. J. ....	11,000	5-18	3,660	5	1,242	32	203	1,618	961
125	Paterson, N. J. ....	39,500	5-18	12,480	10	6,164	101	204	9,412	4,484
126	Trenton, N. J. ....	28,000	5-18	9,221	13	2,564	71	207	3,929	2,312
127	Albany, N. Y. ....	86,541	5-21	37,000	25	16,332	247	.....	14,024	9,076
128	Auburn, N. Y. ....	20,000	5-21	5,143	10	3,272	57	192	2,680	2,220
129	Binghamton, N. Y. ....	17,624	5-21	4,946	8	2,479	56	205	3,102	2,024
130	Brooklyn, N. Y. ....	422,493	5-21	164,250	56	.....	1,306	.....	83,333	50,695
131	Buffalo, N. Y. ....	134,557	5-21	52,000	42	.....	457	.....	23,905	14,722
132	Cohoes, N. Y. ....	22,500	5-21	9,556	8	2,100	41	205	3,569	1,712
133	Elmira, N. Y. ....	23,000	5-21	5,732	9	3,799	78	194	4,185	3,013
134	Hudson, N. Y. ....	8,784	5-21	3,500	3	.....	22	.....	1,229	727
135	Ithaca, N. Y. ....	11,000	5-21	2,572	6	1,534	32	191	1,812	1,268
136	Kingston (2 of city) N. Y.	8,000	5-21	2,638	*6	*1,477	33	191	1,923	1,251
137	Lockport, N. Y. ....	13,000	5-21	4,185	7	2,448	43	198	2,905	1,693
138	Long Island City, N. Y.*	19,000	4-21	5,170	7	2,600	39	201	.....	1,914
139	Newburgh, N. Y. ....	17,500	5-21	5,896	6	2,958	54	186	3,365	2,314
140	New York, N. Y. ....	1,041,886	5-21	375,000	127	*151,091	3,455	*203*	206,823	128,559
141	Ogdensburg, N. Y. ....	11,000	5-21	4,073	9	1,400	22	196	1,917	1,112
142	Oswego, N. Y. ....	22,500	5-21	9,041	15	3,900	67	193	4,472	2,897
143	Poughkeepsie, N. Y.*	20,000	5-21	6,002	14	2,785	42	202	3,969	2,187
144	Rochester, N. Y.*	75,000	5-21	29,146	27	.....	228	197	11,838	7,867
145	Saratoga Springs, N. Y.	7,516	5-21	2,331	13	1,637	34	195	1,670	1,240
146	Schenectady, N. Y. ....	12,759	5-21	4,450	9	.....	41	.....	2,376	1,617
147	Syracuse, N. Y. ....	60,000	5-21	17,217	21	8,205	176	196	9,471	7,095
148	Troy, N. Y. ....	48,531	5-21	19,000	17	.....	146	.....	9,716	5,546
149	Utica, N. Y. ....	32,496	5-21	11,527	18	4,324	96	196	5,131	3,531
150	Watertown, N. Y. ....	9,992	5-21	2,809	9	.....	48	.....	2,068	1,460

\* From Report of the Commissioner of Education for 1877.

a Includes cost of supervision.

b Based on average number belonging.

statistics of cities, &c.—Continued.

Pupils.	Estimated cash value of taxable property in the city.	Estimated real value of property used for school purposes.	Tax for school purposes on assessed valuation—mills per dollar.	Total receipts.	Expenditures.			Average expenses per capita of daily average attendance in public schools.		
					Permanent improvements.	Teachers' salaries.	Total expenditure.	Instruction and supervision.	Incidental expenses.	
11	12	13	14	15	16	17	18	19	20	
12,600	\$259,880,975	\$2,821,567	5	\$1,187,090	\$201,215	\$207,929	\$1,479,463	2016 39	503 06	119
186	20,000,000	435,100	9	57,173	2,023	28,923	59,169	18 13	5 09	113
		141,550		34,072	8,900	19,943	40,742			114
		140,150		24,343		19,631	24,574			115
1,625	20,000,000	278,000	2 9	50,142	2,715	36,267	48,811	15 46	3 32	116
70	28,291,704	239,391		26,229	100	20,519	25,788	13 84	2 78	117
160	10,000,000	79,300		27,480	500	20,952	27,349	15 52	4 36	118
1,513		440,500		72,000						119
2,000		100,000		37,650						120
10,000	120,808,563	770,273	4	222,464	4,443	138,000	222,364	14 50	3 70	121
6,596	78,523,618	884,000	2	206,160		160,534	205,458	13 89	3 27	122
1,000	11,276,690	148,250	2 5	34,359		19,260	34,210	12 94	2 27	123
990		100,000		23,371	653	219,061	25,185	19 43	5 56	124
1,400	19,150,861	247,500		82,056	7,596	51,348	78,219	11 89	3 87	125
2,500	20,000,000	130,000	2	54,908	519	30,363	54,907	14 09	3 71	126
4,048		730,750		288,637	3,654	138,095	203,754			127
1,200	12,012,450	130,900	2 8	53,310	5,103	25,244	37,993	12 13	2 62	128
553	7,263,777	226,888	4 3	46,167	2,780	27,709	39,384	14 29	3 70	129
20,000		4,760,552		1,541,288	298,709	785,356	1,193,357			130
2,077		754,900		441,878	1,432	281,027	310,408			131
250	12,050,866	97,500	6	65,061	7,931	21,160	38,059	12 82	4 64	132
	12,730,918	305,200	4 5	79,125	609	39,687	70,756	13 67	4 23	133
		32,500		13,788		8,912	10,672			134
56	5,500,000	40,000	6 3	25,250	265	14,848	28,340	13 28	4 10	135
213	6,500,000	147,000	3 6	23,788	2,187	16,437	23,788	13 92	3 95	136
500	10,000,000	102,000	2 9	40,427	3,449	28,308	31,558	13 91	2 68	137
210	20,000,000	50,000	7 5	38,832	1,961	25,252	28,198	13 45	5 73	138
288	13,000,000	191,000	3 5	44,272	5,848	27,890	43,746	12 69	3 68	139
45,000	\$1,292,942,859	10,000,000	1 7	3,375,746	442,365	2,430,632	3,375,746	*20 81	*7 63	140
730	2,248,194	42,000	4	24,220	185	10,118	14,338			141
1,322	\$10,711,170	175,097	3	38,910	491	29,410	41,825	10 34	3 73	142
610	25,000,000	116,015	4	56,017	1,699	24,620	35,226	11 62	4 49	143
	50,200,775	539,000	2 33	201,714	31,304	117,497	201,863	14 93	6 75	144
85	12,000,000	66,000		43,546	6,376	15,770	30,112	13 52	2 89	145
350		70,000		24,577	4,594	16,979	24,577			146
2,073	31,051,693	788,700	2 4	109,172	5,809	279,338	210,172	11 49	3 88	147
1,500		225,000		123,993	13,279	80,070	110,473			148
1,300	28,285,787	438,964	2 5	102,745	2,422	49,569	68,263	14 46	4 18	149
100		26,000		36,269	14,385	17,636	36,269			150

<sup>c</sup>Assessed valuation.

<sup>d</sup>In 1877.

<sup>e</sup>Includes balance on hand at close of year.

TABLE II.—Summary of school

Cities.	Estimated present population.	Legal school age.	School population.	Number of school buildings.	Number of sittings for study.	Number of teachers.	No. of days schools were taught.	Pupils.	
								Whole number enrolled.	Average daily attendance.
1	2	3	4	5	6	7	8	9	10
151	Yonkers, N. Y* .....	18,500	5-21	6,437	5	51	.....	3,276	1,892
152	Akron, Ohio .....	17,000	6-21	4,489	11	2,554	52 195	2,747	2,161
153	Canton, Ohio .....	12,500	6-21	3,675	6	1,856	40 193	2,108	1,469
154	Chillicothe, Ohio .....	15,000	6-21	3,404	5	2,025	46 187	1,844	.....
155	Cincinnati, Ohio .....	300,000	6-16	67,110	48	31,117	696 204	35,957	26,977
156	Cleveland, Ohio .....	142,444	6-21	45,364	45	18,891	379 194	22,881	16,032
157	Columbus, Ohio .....	51,434	6-21	14,246	25	6,880	137 192	7,316	5,375
158	Dayton, Ohio .....	35,000	6-21	10,798	12	5,637	125 196	5,688	4,394
159	Hamilton, Ohio .....	15,000	6-21	5,546	5	2,200	33	1,917	1,482
160	Mansfield, Ohio .....	10,000	6-21	2,821	6	1,962	32 177	1,689	1,421
161	Newark, Ohio* .....	11,000	6-21	3,519	6	.....	38 184	1,701	1,230
162	Portsmouth, Ohio .....	12,000	6-21	3,474	6	2,020	42 198	2,170	1,623
163	Sandusky, Ohio .....	17,500	6-21	7,122	13	2,680	51 195	2,576	1,808
164	Springfield, Ohio* .....	20,000	6-21	4,994	6	2,648	48 185	2,835	2,095
165	Steubenville, Ohio* .....	13,500	6-21	5,036	6	1,750	35 198	2,285	1,751
166	Toledo, Ohio .....	55,000	6-21	15,456	23	6,500	198 196	7,801	4,703
167	Youngstown, Ohio .....	18,000	6-21	4,769	7	.....	37	2,020	1,396
168	Zanesville, Ohio .....	18,000	6-21	5,497	19	.....	65	3,006	2,235
169	Portland, Oreg. ....	17,225	4-20	4,223	4	1,814	37 200	2,464	1,746
170	Allegheny, Pa* .....	70,000	.....	15,000	23	10,000	198 195	9,672	8,024
171	Allentown, Pa .....	18,000	6-21	4,400	8	4,000	52	3,378	2,430
172	Altoona, Pa .....	17,000	6-21	3,604	15	2,510	43 190	2,254	1,909
173	Carbondale, Pa .....	9,500	6-21	3,000	8	.....	22 136	1,998	1,026
174	Chester, Pa* .....	14,000	6-21	3,400	7	1,874	41 193	2,062	1,702
175	Danville, Pa .....	8,000	6-21	.....	8	2,000	26 140	1,658	1,124
176	Easton, Pa* .....	14,000	6-21	.....	9	2,780	48 203	2,316	1,725
177	Erie, Pa .....	26,000	6-21	.....	19	.....	84	4,040	.....
178	Harrisburg, Pa .....	22,500	6-21	.....	21	5,173	97 205	5,526	3,406
179	Lancaster, Pa .....	23,000	6-21	.....	.....	.....	65	3,428	.....
180	New Castle, Pa* .....	9,000	6-21	2,250	5	1,500	26 165	1,541	1,040
181	Norristown, Pa .....	15,000	6-21	.....	5	2,130	39 202	2,102	1,471
182	Philadelphia, Pa .....	765,000	6	.....	261	.....	2,057 200	103,997	91,754
183	Pittsburgh, Pa .....	130,000	6-1	.....	53	18,000	442	23,332	15,650
184	Pottsville, Pa .....	14,500	6-21	.....	9	.....	52	2,765	.....
185	Reading, Pa .....	45,000	6-21	.....	19	.....	138	6,220	.....
186	Scranton, Pa .....	45,000	6-21	16,000	23	7,141	145 210	13,771	8,312
187	Shenandoah, Pa .....	8,500	6-21	3,300	7	.....	22 169	1,904	1,162
188	Titusville, Pa .....	8,500	6-21	1,800	5	1,500	32 196	1,500	1,322
189	Wilkesbarre, 3d dist., Pa	10,174	6-21	.....	4	1,600	32 192	1,790	1,390
190	Williamsport, Pa .....	20,000	6-21	4,800	14	3,066	64 164	3,724	2,674
191	York, Pa .....	14,000	6-21	2,500	8	2,100	45 185	2,300	1,724
192	Newport, R. I .....	14,028	5-15	2,807	11	2,390	54 195	2,316	1,337

\* From Report of the Commissioner of Education for 1877.

statistics of cities, &c.—Continued.

Pupils.	Estimated cash value of taxable property in the city.	Estimated real value of property used for school purposes.	Tax for school purposes on assessed valuation—mills per dollar.	Total receipts.	Expenditures.			Average expenses per capita of daily average attendance in public schools.	
					Permanent improvements.	Teachers' salaries.	Total expenditure.	Instruction and supervision.	Incidental expenses.
11	12	13	14	15	16	17	18	19	20
841	a\$21,114,118	\$161,000	.....	58,151	\$3,437	\$43,155	.....	.....	151
450	9,000,000	100,000	5	71,916	7,039	25,396	\$44,588	\$12.93	\$3.63
600	a5,059,370	94,900	5	50,756	3,062	17,547	35,776	12.87	4.01
350	10,000,000	150,000	5.2	44,045	2,928	20,669	31,290	14.26	4.50
16,563	360,000,000	1,900,000	3.4	704,513	88,806	476,936	699,567	19.54	3.09
10,375	210,418,917	1,663,035	4.5	426,447	81,664	942,870	402,275	15.89	4.71
1,618	45,500,000	601,914	4.5	192,443	19,166	95,977	164,709	18.78	6.23
2,100	30,000,000	351,000	5.7	768,647	22,169	88,623	176,842	20.49	.....
1,060	5,000,600	221,000	3.5	37,978	1,231	18,405	39,653	13.90	3.94
135	5,500,000	150,600	4.8	36,755	969	13,544	27,101	10.50	2.17
263	a3,890,000	95,000	.....	45,661	9,261	15,426	33,871	.....	161
325	a5,000,000	180,500	5.5	83,230	32,826	90,834	65,100	13.62	2.10
800	10,068,562	180,800	7	49,068	17,939	22,581	83,394	13.59	3.65
150	a9,516,456	150,000	4.5	67,964	7,345	22,472	62,691	14.45	5.23
450	6,000,000	111,900	5	57,779	2,426	12,022	37,665	11.24	2.68
2,000	a18,970,070	551,000	.....	171,597	3,170	61,789	122,047	13.56	3.06
.....	.....	138,562	.....	60,045	.....	.....	47,299	.....	167
.....	.....	171,500	.....	61,373	.....	.....	44,846	.....	168
445	12,000,000	101,234	4.75	55,215	27,269	30,295	67,103	12.28	4.46
4,000	a55,020,211	893,031	4.16	261,064	8,230	103,418	266,204	13.00	3.14
400	a9,150,750	400,000	2.75	59,933	.....	13,005	54,723	5.90	.....
750	5,580,000	65,200	12	26,075	120	15,813	24,439	6.90	4.68
100	2,000,000	35,500	11	9,427	1,226	6,115	9,540	6.24	1.73
250	6,914,973	100,551	3.5	29,437	2,124	19,018	29,428	13.67	7.07
65	a994,201	60,000	8	9,520	.....	.....	9,164	.....	175
150	a9,201,624	255,300	4	68,702	5,706	25,222	55,204	.....	176
1,600	b22,439,977	222,200	.....	81,499	.....	.....	71,344	.....	177
500	17,006,871	412,881	13	92,222	818	49,892	91,797	15.18	3.22
.....	b13,194,228	147,000	.....	59,497	.....	.....	52,233	.....	179
500	4,910,568	43,700	10	15,272	626	6,398	15,258	9.33	4.74
400	7,737,107	100,555	6	30,917	29	18,975	22,503	13.24	4.72
.....	.....	5,562,836	5	1,535,310	87,129	1,061,434	1,486,657	.....	182
.....	208,000,000	2,000,000	2.75	602,401	50,038	227,313	536,716	18.26	4.20
125	b12,000,000	180,000	.....	40,437	.....	.....	40,004	.....	124
6,433	b23,320,994	299,010	.....	111,233	.....	.....	94,124	.....	125
800	10,144,242	275,000	.....	141,660	11,410	53,632	89,106	10.55	6.35
.....	3,740,700	50,700	10	15,976	1,433	5,675	13,804	6.17	2.29
300	a1,700,000	80,000	.....	31,822	.....	.....	31,019	.....	128
400	a2,329,019	125,400	10	27,576	237	218,400	26,809	12.26	3.00
.....	10,000,000	122,350	6.5	48,253	13,588	23,368	46,682	9.09	3.25
.....	8,561,833	125,000	3.5	29,129	.....	15,860	29,116	8.69	.....
722	a25,360,000	208,008	1	39,279	1,111	29,072	39,063	23.24	5.14

a Assessed valuation.

b In 1877.

c Includes cost of supervision.

TABLE II.—Summary of schools

	Cities.	Estimated present population.	Legal school age.	School population.	Number of school buildings.	Number of sittings for study.	Number of teachers.	No. of days schools were taught.	Pupils.	
									Whole number enrolled.	Average daily attendance.
	1	2	3	4	5	6	7	8	9	10
193	Providence, R. I. ....	101,000	5-	17,684	47	.....	286	194	13,821	9,490
194	Warwick, R. I. ....	11,700	5-15	.....	.....	.....	89	196	2,045	1,069
195	Woonsocket, R. I.* .....	14,000	5-16	3,236	13	1,608	28	193	1,925	1,147
196	Charleston, S. C. ....	54,000	6-16	12,727	5	.....	90	198	7,261	6,844
197	Chattanooga, Tenn. ....	11,488	6-18	2,522	8	.....	26	158	1,839	.....
198	Knoxville, Tenn*.....	16,000	6-18	1,949	4	930	28	192	1,415	795
199	Memphis, Tenn*.....	50,000	6-20	9,091	10	3,780	63	170	3,097	2,437
200	Nashville, Tenn. ....	28,000	6-18	9,219	8	3,750	76	196	4,235	3,118
201	Houston, Tex. ....	27,000	8-14	*2,890	14	1,430	31	156	1,846	1,490
202	Burlington, Vt. ....	15,000	5-90	.....	.....	.....	33	.....	1,580	917
203	Alexandria, Va. ....	14,000	5-21	d4,447	4	1,200	18	197	1,183	871
204	Lynchburg, Va. ....	15,000	5-21	4,093	6	1,205	22	192	1,539	840
205	Norfolk, Va*.....	23,000	5-21	6,244	7	1,400	26	203	1,514	1,085
206	Petersburg, Va. ....	20,000	5-21	.....	6	.....	28	185	2,075	1,427
207	Portsmouth, Va. ....	11,000	5-21	3,399	3	.....	14	200	962	592
208	Richmond, Va. ....	79,000	5-21	20,754	16	5,558	126	206	6,272	5,394
209	Wheeling, W. Va*.....	28,270	6-21	9,678	15	5,000	105	198	5,397	3,401
210	Fond du Lac, Wis. ....	15,000	4-20	5,846	17	2,800	47	200	2,778	1,685
211	Janesville, Wis. ....	9,500	4-20	3,610	10	1,780	35	180	1,751	1,230
212	La Crosse, Wis. ....	17,000	4-20	3,968	9	2,150	33	195	2,189	.....
213	Madison, Wis. ....	10,000	4-20	3,951	9	.....	30	176	1,800	.....
214	Milwaukee, Wis. ....	120,000	4-20	36,054	26	12,780	241	200	16,054	10,267
215	Oshkosh, Wis. ....	18,000	4-20	5,409	10	.....	51	197	2,846	.....
216	Racine, Wis. ....	15,000	4-20	5,287	7	2,231	41	200	2,323	1,631
217	Georgetown, D. C. ....	97,062	6-17	24,241	48	11,520	222	186	13,997	11,082
218	Washington, D. C. ....									
	Total.....	10,224,270	.....	2,523,237	3,611	855,478	27,944	.....	1,556,974	1,052,974

\* From Report of the Commissioner of Education for 1877.

a Assessed valuation.

b Includes salaries of secretary and officers of the board and of janitors.

c Includes pay of janitors.



statistics of cities, &c.—Continued.

Pupils.	Estimated enrolment in private schools.	Estimated cash value of taxable property in the city.	Estimated real value of property used for school purposes.	Tax for school purposes on assessed valuation — mills per dollar.	Total receipts.	Expenditures.			Average expenses per capita of daily average attendance in public schools.	
						Permanent improvements.	Teachers' salaries.	Total expenditure.	Instruction and supervision.	Incidental expenses.
11	12	13	14	15	16	17	18	19	20	
809		\$1,450,000		\$358,409	\$113,138	\$181,848	\$343,095	\$17 23	193	
50	α9,305,350		5 3	11,883		11,586	11,845	11 23	194	
644	α11,487,568	143,000	1.25	21,062	819	14,069	25,494		\$5 30	
	α26,422,000	125,000	3	57,061		550,843	56,051		196	
250	α3,750,000	18,600	2.5	14,863	1,411	9,732	19,189	10 40	2 72	
300	6,000,000	21,800	2	12,957	257	α10,091	12,367	15 57	1 13	
2,000	25,000,000	139,050	1	51,164	540	42,696	61,014	17 37	7 46	
403	12,000,000	168,500	4.5	71,031	635	45,468	75,031	15 79	2 30	
425	7,000,000	14,350		14,688	429	9,140	13,478	8 19	99	
				23,449			21,059		202	
800	4,000,000	24,250	2.3	9,927		7,800	10,273	9 25	2 08	
250	α7,728,954	34,000	1.4	12,367		8,279	12,359	10 68	4 02	
740	α13,458,421	52,000	8.03	19,856		14,480	17,658	13 89	2 37	
1,200		67,000		16,484		12,456	16,433		206	
	2,948,478	10,500	2	8,499	302	6,190	8,497	10 96	2 88	
3,400	39,296,936	242,655	14.5	76,990	3,221	50,775	76,990	12 09	1 76	
2,000	14,742,515	238,680	4	73,321		38,739	67,844	12 28	3 36	
500	4,000,000	125,110	5.5	32,670	2,878	19,445	27,528	10 74	2 33	
350	3,000,000	96,500	5	19,694	50	11,470	18,534	10 13	4 05	
700	6,000,000	90,625		1,098	24,546	18,474	47,267		212	
600	4,663,186	100,000	3.6	30,716		14,220	28,272		213	
9,500	22,663,577	630,579	3.3	198,654	23	129,500	177,901		214	
700				49,602			27,356		215	
830	7,768,310	80,100	3.7	31,412	9,678	18,909	31,352		216	
5,481	89,129,525	835,802		331,281	13,125	141,363	331,281	13 42	5 69	
322,567	α,827,842,524	26,104,694		26,462,542	2,631,106	15,516,006	25,052,241		217 218	

d Census of 1875.

e These statistics, excepting receipts, are for white schools only.

f Includes \$106,306 for colored schools.

LXII REPORT OF THE COMMISSIONER OF EDUCATION.

TABLE II.—Average expenses per capita of daily average attendance in city public schools.

Cities.	For instruction and supervision.	For incidental expenses.	Cities.	For instruction and supervision.	For incidental expenses.
San Francisco, Cal. ....	\$25 63	\$5 84	Jersey City, N. J. ....	\$14 50	\$3 70
Newton, Mass. ....	24 87	6 90	Utica, N. Y. ....	14 46	4 18
Boston, Mass. ....	24 83	9 10	Springfield, Ohio. ....	14 45	5 23
Newport, R. I. ....	23 24	5 14	Binghamton, N. Y. ....	14 29	3 70
New York, N. Y. ....	20 81	7 63	Chillicothe, Ohio. ....	14 26	4 56
Norwich, Conn. ....	20 79	5 59	Jacksonville, Ill. ....	14 23	3 74
Cambridge, Mass. ....	20 66	4 81	Portland, Me. ....	14 13	4 59
Dayton, Ohio. ....	20 49	.....	Trenton, N. J. ....	14 09	3 71
Denver, Colo. ....	20 47	6 84	Richmond, Ind. ....	13 92	4 73
Salem, Mass. ....	20 21	4 76	Kingston, N. Y. ....	13 92	3 95
Minneapolis, Minn. ....	20 06	6 60	Lockport, N. Y. ....	13 91	2 66
Cincinnati, Ohio. ....	19 54	3 09	Hamilton, Ohio. ....	13 90	3 94
Orange, N. J. ....	19 43	5 58	Newark, N. J. ....	13 89	3 27
Columbus, Ohio. ....	18 78	6 23	Norfolk, Va. ....	13 69	2 37
New Haven, Conn. ....	18 55	4 61	Nashua, N. H. ....	13 64	2 78
Somerville, Mass. ....	18 40	4 28	Logansport, Ind. ....	12 74	3 89
Portland, Oreg. ....	18 38	4 46	Chester, Pa. ....	13 67	7 07
Pittsburgh, Pa. ....	18 36	4 20	Elmira, N. Y. ....	13 67	4 23
Omaha, Nebr. ....	18 13	5 09	Saginaw, Mich. ....	13 62	4 64
Fort Wayne, Ind. ....	17 99	3 42	Portsmouth, Ohio. ....	13 62	2 16
Council Bluffs, Iowa. ....	17 65	6 54	Detroit, Mich. ....	13 61	3 47
Davenport, Iowa. ....	17 64	4 13	Sandusky, Ohio. ....	13 59	3 65
Memphis, Tenn. ....	17 37	7 46	Toledo, Ohio. ....	13 56	3 66
Providence, R. I. ....	17 23	.....	Saratoga Springs, N. Y. ....	13 52	2 09
Burlington, Iowa. ....	17 06	5 93	New Orleans, La. ....	13 51	3 49
Lowell, Mass. ....	16 81	5 88	Long Island City, N. Y. ....	13 45	5 73
Fitchburg, Mass. ....	16 69	3 08	Georgetown, D. C. ....	} 13 42	5 69
Springfield, Mass. ....	16 50	3 51	Washington, D. C. ....		
Kansas City, Mo. ....	16 48	.....	Nowstown, Pa. ....	13 34	4 72
St. Louis, Mo. ....	16 39	2 06	Ithaca, N. Y. ....	13 23	4 10
Covington, Ky. ....	16 20	2 15	Wilkes-Barre, Pa. ....	13 26	3 60
Louisville, Ky. ....	15 97	2 87	Fall River, Mass. ....	13 25	5 73
Des Moines, Iowa. ....	15 96	8 00	Indianapolis, Ind. ....	13 23	3 53
Cleveland, Ohio. ....	15 89	4 71	Dubuque, Iowa. ....	13 16	3 84
Nashville, Tenn. ....	15 79	2 30	Decatur, Ill. ....	13 10	3 31
Lynn, Mass. ....	15 74	5 15	Allegheny, Pa. ....	13 00	3 14
Taunton, Mass. ....	15 60	4 41	Akron, Ohio. ....	12 93	3 63
Knoxville, Tenn. ....	15 57	1 13	Canton, Ohio. ....	12 87	4 01
Portsmouth, N. H. ....	15 53	4 36	Atlanta, Ga. ....	12 87	1 73
Manchester, N. H. ....	15 46	3 32	Cohoes, N. Y. ....	12 82	4 64
Terre Haute, Ind. ....	15 42	2 94	Newburgh, N. Y. ....	12 69	3 66
Worcester, Mass. ....	15 27	3 74	Chicago, Ill. ....	12 55	2 91
Harrisburg, Pa. ....	15 18	3 22	Ann Arbor, Mich. ....	12 52	3 44
Holyoke, Mass. ....	15 09	3 66	Paducah, Ky. ....	12 51	2 26
Rochester, N. Y. ....	14 93	6 75	Woburn, Mass. ....	12 50	2 37
St. Joseph, Mo. ....	14 65	4 33	Quincy, Ill. ....	12 37	3 26
New London, Conn. ....	14 64	.....	Gloucester, Mass. ....	12 31	3 22
Vicksburg, Miss. ....	14 63	2 42	Wheeling, W. Va. ....	12 29	3 22

TABLE II.—Average expenses per capita of daily average attendance, &amp;c.—Continued.

Cities.	For instruction and supervision.	For incidental expenses.	Cities.	For instruction and supervision.	For incidental expenses.
New Brunswick, N. J.....	\$12 24	\$2 27	Oswego, N. Y.....	\$10 34	\$3 73
Auburn, N. Y.....	12 13	2 62	Janesville, Wis.....	10 13	4 05
Richmond, Va.....	12 09	1 76	Alton, Ill.....	10 10	2 60
Grand Rapids, Mich.....	12 07	2 08	Little Rock, Ark.....	10 10	2 22
Paterson, N. J.....	11 89	3 87	Columbus, Ga.....	9 85	1 97
Rock Island, Ill.....	11 73	4 20	Macon, Ga.....	9 81	94
Poughkeepsie, N. Y.....	11 62	4 49	Leavenworth, Kans.....	9 78	1 80
Bloomington, Ill.....	11 57	3 97	Hannibal, Mo.....	9 50	2 65
Syracuse, N. Y.....	11 49	3 88	Newport, Ky.....	9 40	.....
East Saginaw, Mich.....	11 48	3 68	New Castle, Pa.....	9 33	4 74
Lewiston, Me.....	11 26	5 46	Alexandria, Va.....	9 25	2 08
Steuensville, Ohio.....	11 24	2 68	Williamsport, Pa.....	9 09	3 25
Warwick, R. I.....	11 23	.....	Altoona, Pa.....	8 90	4 68
Bay City, Mich.....	11 20	3 37	York, Pa.....	8 89	.....
Peoria, Ill.....	11 20	2 57	Houston, Tex.....	8 19	99
Belleville, Ill.....	11 20	1 81	Marlborough, Mass.....	7 73	2 58
Wilmington, Del.....	11 15	3 45	Carbondale, Pa.....	6 24	1 73
Northampton, Mass.....	11 05	.....	Shenandoah, Pa.....	6 17	2 29
Portsmouth, Va.....	10 96	2 88	Allentown, Pa.....	5 90	.....
Joliet, Ill.....	10 88	2 80	Natchez, Miss.....	3 70	23
Fond du Lac, Wis.....	10 74	2 32	Waltham, Mass.....	(15 53)	.....
Lynchburg, Va.....	10 68	4 02	Adams, Mass.....	(15 34)	.....
Scranton, Pa.....	10 55	6 35	Bangor, Me.....	(11 88)	.....
Mansfield, Ohio.....	10 50	2 17	Woonsocket, R. I.....	.....	5 30
Chattanooga, Tenn.....	10 40	2 72			

While critics, both foreign and native, denounce or deride many features of our municipal administrative systems, they are nearly unanimous in approving of the systems and methods of supporting and managing our city public schools. Indeed no one can know the growth of our urban schools during the last twenty years without wonder, so great has been the improvement in the administration of city boards, in supervision, in the qualification of teachers, in methods of instruction, in text books and other appliances, and in school attendance. That this increase is directly traceable to the system is shown by the results of its substantial adoption in British cities since 1871, and in the cities of Japan after the visit of Mr. Tanaka to this country.

Notwithstanding this undeniable progress the city systems have been the occasion of severe criticism, in which ignorance, caprice, and conceit have played a conspicuous part. At one time it is charged that too much is attempted, at another, too little; now, that there is too much drill, again, that no thorough work is done; now, that the schools are godless, again, that they are sectarian.

Amid these perplexing contradictions the superintendents have in the main steadfastly devoted themselves to the improvement of the schools under their charge; the reports give encouraging instances of their hearty support by intelligent boards and committees, and it is even more gratifying to observe that whenever a question of merit in administration or methods has come clearly and fairly before the people, they have with remarkable unanimity sustained the better as against the worse.

One undeniable result of the great conflict of opinion and heated discussion which

school interests have excited is a better understanding of the administrative work of public education. Here neither partisan, sectarian, nor selfish considerations have place. Those to whom its duties are intrusted must have the preparation of specialists in that department; they must be men whose motives are pure and whose aims are high. Assuredly, then, if preparation, experience, and science are ever needful in human affairs, they are needful in the conduct of education.

A gratifying feature of the year's history is the effort on the part of intelligent committees to meet well advised popular demands in reference to inspection, methods, and the introduction of industrial training, and in general the relation between public education and public moral and physical well being. Rose colored or dark colored representations are rejected, and marked endeavors are made to obtain and present facts to direct attention to the actual condition of things, and to draw forth critical judgment and suggestion. Everywhere it is evident that the nearer honest, right minded persons get to the facts, to the actual condition of the schools, and comprehend their relation to the tender years of childhood, the better the results. Committees charged with financial responsibility have been severely taxed to economize in the direction least detrimental to the schools. In most instances they have shown a commendable reluctance to cut down teachers' salaries. The general sentiment is well represented in the language from the report of the board of education of New York City: "The board has steadily resisted the efforts made to reduce the salaries of the teachers, feeling that their labors were not remunerated at all in proportion to their intrinsic value to the community, and that the teachers, while devoting themselves earnestly to the laborious work of the school room, should not find their energies depressed by a stinted compensation." Notwithstanding the opposition in and out of school boards to retrenchment in this particular, an examination into financial statements reveals the mortifying fact that the decrease in city school expenses for the year has been largely made up from the item of teachers' salaries. It is apparent that too many members of school boards have a very imperfect understanding of the relative value of the expenditure which they vote. Important as are the financial questions, the questions concerning instruction and discipline have recently attracted greater attention. It would be difficult to describe fully the changes that have taken place in these departments, but the tendency of the changes is easily discerned. It is in brief against what is artificial, formal, rigid, and extraneous in systems of education and towards that which is essential. In an enumeration of specified conditions of the movement no sequence would be possible, as they have appeared at different times and in various orders. Prominent among them is the disposition to judge of teachers' qualifications by the standards that obtain in other professions. The reports abound in illustrations. The Milwaukee school board affirm that "all appliances are of slight importance as compared with the living teacher. Let the teacher be able, well instructed and trained, thorough, earnest, apt, and true, and he will convert the rudest shelter into a temple radiant with the light and genius of learning." The report from Columbus, Ohio, affirms that "in the intellectual progress and constantly growing culture of our teachers alone can we expect broad culture in our children." Dr. Philbrick, in his last report of the Boston schools, sums up the requisites to success in teaching as "thorough scholarship, common sense, experience, and professional study." He urges upon teachers "the study of the principles and methods" of their business and calls attention to the need of a well selected library of pedagogical works in every school. Dr. Samuel Eliot, his successor, considers it essential that there should be "respect for our teachers' nature," and adds, "if we would have them equal to their office we must believe they are so and make them believe it. The last thing to do is to make them disbelieve it by putting them into close restraint. The freer their movements, consistent with order and efficiency, the better for them, the better for the schools to which they will then be able to give their own life, instead of one borrowed or imposed." In proportion to the development of sound ideas, in regard to the position and qualifications of teachers, is the increase of attention given to methods of their appointment and their tenure of office. In some places it may be true that frequent

elections are necessary in order to drop out those that are incompetent and disqualified, but, generally speaking, the annual elections of superintendents and teachers throw into the life of the schools an uncertainty which is the source of serious evils.

The cities whose school systems yield the largest and best results and have honorable mention throughout the world are those in which this policy has prevailed of employing trained specialists as inspectors, supervisors, or superintendents. The success that is beginning to attract attention in connection with the experiment in Quincy, Mass., is attributable to the same principle, as is constantly affirmed by the committee which had the intelligence to see this better way and the authority to carry the plan into execution. The report submitted in March, 1878, indicated an actual reduction in the rate of expense per capita, and its authors claimed that, if it were possible to demonstrate by a similar kind of contrast and comparison the value of the moral and intellectual products then and before, a far greater constructive economy would be disclosed. It is simply the old story over again, that those fit to do a given work can perform it better than those who are not fit. The marvel is that among a people like the Americans this principle should be so often enforced by leading educators in the schools, on the platforms, and in reports, and should receive so hearty a response from the general good sense of the country, and yet in practice and in matters of education be so often and so utterly disregarded. No doubt every board adopting the same principles would experience the truth of the following words of the Quincy report:

The general conclusion which we would deduce from all our previous reports and multiplied observations is that the people of Quincy have reaped and are gathering to-day a harvest of greater value for their adoption of the system of superintendence than the committee ventures either to anticipate or to promise.

A glance at Table II of the statistical appendix shows 218 cities, each containing 7,500 inhabitants or over, employing in the public schools 27,944 teachers and having an attendance of 1,556,974 pupils. These figures alone are sufficient indications of the great responsibility pertaining to the office of inspector or supervisor and the imperative need of men trained for its duties; for, unless the directing authority knows what is good and bad in methods, the community will be in danger of choosing the bad and rejecting the good.

The reports of various city superintendents clearly indicate the prevalence of more rational ideas of methods and standards. There is manifested a determination to secure for the teacher proper freedom of action, while guarding against the follies and errors of incompetent teachers, by the preparation of carefully graded schedules of study, with practical suggestions for the school room. Some reports, like that of New York City, discuss each study separately, especially those pursued in the primary and secondary grades, and thus are made helpful handbooks for teachers. Practical ethics is a notable feature in the schedules. In Cincinnati it is provided that moral instruction must be given in all the grades. In Paterson, N. J., and Kansas City, Mo., object lessons on manners and morals are required throughout the course. In the programme of studies for Philadelphia, under the head of "miscellaneous," there are arranged topics for each grade, as for example the following for the fifth: "Habits and conduct; right and wrong; politeness at home; kindness to playmates; proper treatment of dumb animals; honesty." The superintendent of schools at Worcester, Mass., says in his report: "It cannot be admitted that moral training is absent from our schools; in nothing is their influence more marked. Sectarian training, it is true, is very properly absent; moral training is positive." The superintendent of Cambridge, Mass., cites the statute relating to the establishment of schools to show the obligation imposed on all instructors to exert their best endeavors to impress on the minds of the children and youth committed to their care the principles of justice and a sacred regard for truth. In the Boston scheme of studies this class of subjects is provided for by oral lessons in the lower grades and by text books in the higher. In this connection the superintendent says: "In moderating the requirements of our educational system, we shall find opportunity of improving the moral tone of the schools; courage, vigor, thoughtfulness

in details (especially in that which is comparatively unobtrusive), highmindedness in generalization—these are results of infinitely greater value than the highest percentages.”

#### SPECIAL SCHOOLS.

It is interesting to observe the efforts made in different communities to meet special demands on public instruction. In not a few instances special schools form an important part of the educational system in cities and large towns. They may be divided into three classes: (1) evening schools; (2) ungraded schools; (3) industrial schools.

The elementary evening schools afford instruction in the ordinary English course, to which are generally added in the evening high schools art, industrial training, and sometimes Latin, German, and French. As examples of special training schools, may be mentioned 6 evening drawing schools in Boston and 1 in Fitchburg; 5 evening drawing schools for both sexes at Worcester, Mass., and the Nautical School in New York; 2 schools for licensed minors in Boston; the ungraded and cosmopolitan schools in San Francisco; the German-American schools of St. Louis, Chicago, Cincinnati, and Baltimore, and the French-English schools of New Orleans.

In Albany the evening schools are reported to have proved almost a complete failure. The 8 evening schools opened in Baltimore, Md., at the beginning of the year were closed in March, in consequence of the want of funds for necessary expenses, but in general the reports bear emphatic testimony to the important and practical success of schools of this class. In the half year from October, 1877, to March, 1878, Boston reports 1 evening high school and 16 elementary, in addition to the 6 drawing schools previously mentioned. The average number belonging to the high school was 1,100, the average attendance was 430, and the average number of teachers 11, giving an average of 43 pupils to each teacher. The entire enrolment in 11 schools was 4,744; the average number belonging, 1,711; the average number attending, 956; and the average number of teachers, 108, giving an average of 9 pupils to each teacher. Worcester maintains 3 evening schools; Salem, Fitchburg, Springfield, Hartford, Providence, and many other New England towns, one or more, according to their population. New York City supported 222 evening classes, but, though the sessions for the year show a large enrolment, the average attendance reached only 39 per cent., and in general these schools were less successful than during the preceding year. The entire enrolment was 19,809, and the average attendance 7,655; of the number who entered, 1,111 could not read and 1,374 could not write; 311 were discharged, and 4,193 received certificates for good conduct. In summing up the case of the night schools the assistant superintendent in charge of the work calls attention to the great demand for teachers of superior ability in this class of schools. The scholars who attend have generally been fatigued by the labors of the day, and unless specially interested must sink into drowsiness and inattention. In Paterson, N. J., there were 5 evening schools. In Philadelphia the exact number is not given. The president of the board of education, however, says the night schools are of inestimable value and should receive a more generous appropriation. Cincinnati maintains one evening high school, in which were enrolled 736 males and 121 females, with 15 teachers; 44 graduates received diplomas in book-keeping and drawing. There were 15 elementary evening schools, with an enrolment of 2,262 males and 585 females, taught by 60 teachers. The average age of the pupils was 16 years for whites and 23 years in the 3 schools for colored pupils. In Chicago 7 elementary schools were opened 5 evenings in each week for 14 weeks, and 1 high school 5 evenings a week for 25 weeks. The course in the high school, in addition to the common English studies, included mechanical drawing, book-keeping, and stenography. Two thousand five hundred and fifty-five males and 690 females were reported; the average attendance was 847.8, and the total cost was \$7,511.28, giving as cost per pupil, estimated on total enrolment, \$2.31; estimated on average attendance, \$8.86. My attention has been called to the withdrawal of the pupils from these schools and their attendance during the evening upon gatherings for

the discussion of communistic doctrines, destructive alike to labor and capital, to the individual and the community. St. Louis reports 34 evening schools, with an enrolment of about 6,000, maintained at an expense of \$24,337.64, of which \$22,603.40 were for teachers' salaries. In San Francisco there were 13 evening schools, with a total enrolment of 1,176. Unusual efforts have been made to secure teachers of ability and experience for these and to introduce so far as possible gradation and classification. In the commercial classes the instruction is eminently thorough and practical. Other special classes are those in free hand, mechanical, and architectural drawing, higher mathematics, and classes for foreigners unable to speak English. The principal of the evening schools says: "In a year when the finances of the department have been considerably crippled, the board has recognized the value and usefulness of these schools by opening them two months earlier than usual, and giving the committee authority to organize classes and employ teachers as fast as pupils presented themselves."

TABLE III.—NORMAL SCHOOLS.

The following is a comparative summary of normal schools, instructors, and pupils reported to the Bureau for the years 1870 to 1878, inclusive:

	1870.	1871.	1872.	1873.	1874.	1875.	1876.	1877.	1878.
Number of institutions....	53	65	98	113	194	137	151	159	156
Number of instructors....	179	445	773	867	965	1,031	1,065	1,189	1,227
Number of students.....	10,028	10,923	11,778	12,620	24,305	29,105	33,931	37,083	39,669

LXVIII REPORT OF THE COMMISSIONER OF EDUCATION.

TABLE III.—Summary of

States.	Number of schools in each State.	Number of instructors.	Number of students.					Graduates in the last year.	
			Total.	Number of normal students.		Number of other students.		Whole number.	Number who have engaged in teaching.
				Male.	Female.	Male.	Female.		
Alabama.....	5	26	802	193	176	259	174	3	
Arkansas.....	3	13	664	49	36	331	248	69	631
California.....	2	17	707	96	509	(6100)		107	104
Connecticut.....	1	8	140	18	122	0	0	25	23
Georgia.....	2	9	276	(6176)		22	28		
Illinois.....	9	61	1,999	605	689	433	972	120	67
Indiana.....	6	53	3,738	2,030	1,362	207	139	68	40
Iowa.....	5	22	705	230	330	67	78	52	43
Kansas.....	2	9	384	140	210	20	14	2	1
Kentucky.....	6	25	410	141	105	95	69	17	9
Louisiana.....	4	13	378	61	157	63	97	41	18
Maine.....	4	18	559	142	298	59	60	58	43
Maryland.....	4	20	512	67	308	39	98	39	31
Massachusetts.....	7	57	1,122	150	1,022			259	87
Michigan.....	1	13	638	114	224	120	180	96	88
Minnesota.....	3	26	831	171	366	147	147	59	53
Mississippi.....	2	12	256	101	52	67	36	3	
Missouri.....	8	55	2,008	(6100)		(6103)		147	101
Nebraska.....	2	12	603	747	722	175	161	50	
New Hampshire.....	1	5	142	14	83	28	17	43	37
New Jersey.....	1	23	241	59	182			41	35
New York.....	9	173	6,676	(6632)		(61,326)		657	275
North Carolina.....	6	39	1,020	(6220)		119	85	7	6
Ohio.....	15	86	2,922	(6162)		456	259	225	160
Pennsylvania.....	13	121	5,382	1,758	2,219	562	850	383	319
Rhode Island.....	1	12	145	13	122			19	18
South Carolina.....	2	17	505	39	42	229	195	10	4
Tennessee.....	8	40	1,564	355	442	442	319	38	11
Vermont.....	3	22	460	163	229	30	28	99	62
Virginia.....	5	22	1,058	212	213	314	319	73	44
West Virginia.....	7	28	810	368	265	94	83	56	39
Wisconsin.....	5	57	2,016	563	502	456	495	114	95
District of Columbia.....	3	11	122	12	35	68	17	20	19
Utah.....	1	2	44	23	21			31	
Total.....	156	1,227	39,669	(61,406) 10,841	14,979	(61,529) 5,000	5,753	2,971	1,863

\* The Arkansas Industrial University makes no report of its number of graduates, while reporting 22 as engaged in teaching.



statistics of normal schools.

Volumes in libraries.		Number of schools in which drawing is taught.	Number having collections of models, casts, &c., for free hand drawing.	Number of schools in which vocal music is taught.	Number in which instrumental music is taught.	Number possessing chemical laboratory.	Number possessing philosophical cabinet and apparatus.	Number possessing a museum of natural history.	Number possessing a gymnasium.	Number having model schools.	Number in which students receive diplomas on completion of the course.
Whole number.	Increase in the last school year.										
2,800		2		3	3	2	3			2	4
550	210	3	0	3	3	1	1	0		2	2
1,416		2	1	2		1	1	2		2	2
1,500	25	1	1	1	0	1	1	1	0	0	1
				2	1		1			1	2
8,522	901	6	3	7	5	5	9	6	1	5	9
6,500	802	5	1	5	2	2	2	1		3	3
3,100	40	4	1	3	3	3	3	1		2	4
1,400		2	0	2	1	1	1	1	0	1	2
4,500	200	1		4	4	2	2	2		3	3
1,002	112	1		2	1						1
2,025	25	4	2	3	1	3	4	2		2	4
3,260		3	2	4	3	2	2	2	2	3	3
2,270	220	7	6	6		5	5	5	1	2	7
1,600	0	1	0	1	0	1	1	1	0	1	1
900	200	3	1	3	0	3	2	2	1	3	3
200	12	1		2	2	1	1	0	0	2	2
14,622	670	7	4	7	6	4	5	5	1	4	7
		1	1	1	1	1	1	1	1	1	1
	12	1	0	0	0	0	1	0	0	1	1
200	50	1	1	1	1	1	1	1	0	1	1
9,349	350	9	6	9	2	9	9	6	4	8	9
3,200	400	2		6	2	2	2	2	1	2	4
10,050	681	9	6	10	6	8	9	4	2	5	11
14,945	1,366	13	7	12	10	9	12	6	4	11	8
1,040	20	1	1	1		1	1		0	0	1
500		1		1	1		1		1		1
14,200	1,200	4	1	7	4	3	5	3	1	5	2
1,425	25	3		1	2	2	3			1	6
2,243	59	1	0	4	3	2	2	0	1	3	2
2,270	162	2		2	5	0	1	0	1		6
2,257	244	5	3	5	2	3	5	5	1	4	5
470	20	3	1	3	0	1	2	1	0	3	3
2,717		0	0	0	0	1	1	1	0	0	
129,333	8,204	109	49	123	74	80	100	61	23	23	121

b Sex of these not reported.

c Classification of 71 not reported.

TABLE III.—Summary of statistics of normal schools.

States.	Number of normal schools supported by—											
	State.			County.			City.			All other agencies.		
	Number of schools.	Number of instructors.	Number of students. <sup>a</sup>	Number of schools.	Number of instructors.	Number of students. <sup>a</sup>	Number of schools.	Number of instructors.	Number of students. <sup>a</sup>	Number of schools.	Number of instructors.	Number of students. <sup>a</sup>
Alabama.....	2	9	267							3	17	102
Arkansas.....	2	10	50							1	3	35
California.....	1	17	903							1		4
Connecticut.....	1	8	140									
Georgia.....	1	6	176							1	3	40
Illinois.....	2	26	658	2	11	279				5	24	337
Indiana.....	1	9	450				51	20	2,535	4	24	387
Iowa.....	2	6	258				1	16	163	2	10	139
Kansas.....	21	6	200							1	3	150
Kentucky.....										6	25	246
Louisiana.....										4	13	218
Maine.....	2	11	387							2	7	53
Maryland.....	2	16	305							2	14	70
Massachusetts.....	6	50	1,060				1	7	102			
Michigan.....	1	13	338									
Minnesota.....	3	26	537									
Mississippi.....	2	12	153									
Missouri.....	5	37	1,231				2	12	333	1	5	5
Nebraska.....	1	8	232							1	4	
New Hampshire.....	1	5	97									
New Jersey.....	1	23	241									
New York.....	8	114	2,646				1	59	1,221			
North Carolina.....	2	15	478							4	24	410
Ohio.....				1	6	137	5	43	608	9	37	1,402
Pennsylvania.....	10	147	2,878				1	27	952	2	7	142
Rhode Island.....	1	12	145									
South Carolina.....										2	17	81
Tennessee.....										8	40	803
Vermont.....	3	22	402									
Virginia.....	1	21	246	1	9	10	1	6	129	1	6	30
West Virginia.....	6	23	517							1	5	116
Wisconsin.....	3	38	700							2	19	365
District of Columbia.....							1	4	20	2	7	27
Utah.....	1	2	44									
Total.....	72	692	15,455	5	26	426	14	195	6,193	65	314	5,222

<sup>a</sup> This summary contains the strictly normal students only, as far as reported; for total number of students, see the preceding summary.

<sup>b</sup> Receives aid from county also.

<sup>c</sup> No appropriations for the last year.

<sup>d</sup> Receive some allowance from State.

<sup>e</sup> One of these does not appear to have had appropriations for the last year.

<sup>f</sup> One of these is partially supported by State.

<sup>g</sup> Territorial appropriation.

TABLE III.—*Appropriations for normal schools.*

Name of school.	Appropriation, 1878.	State appropriation per capita of pupils in the last year. <sup>a</sup>
State Normal School, Florence, Ala.....	\$5,000	.....
Lincoln Normal University, Marion, Ala.....	4,000	\$16 00
Normal department of Arkansas Industrial University, Fayetteville, Ark.....	615,400	.....
Branch Normal College, Arkansas Industrial University, Pine Bluff, Ark.....	1,600	17 58
California State Normal School, San José, Cal.....	24,500	40 63
Connecticut State Normal School, New Britain, Conn.....	12,000	78 00
Normal department of Atlanta University, Atlanta, Ga.....	68,000	.....
Southern Illinois Normal University, Carbondale, Ill.....	22,790	33 58
Cook County Normal and Training School, Englewood, Ill.....	\$16,000	50 00
Illinois State Normal University, Normal, Ill.....	94,700	55 26
Peoria County Normal School, Peoria, Ill.....	\$3,000	.....
Indiana State Normal School, Terre Haute, Ind.....	18,000	37 77
Northern Indiana Normal School and Business Institute, Valparaiso, Ind.....	\$12,000	.....
Iowa State Normal School, Cedar Falls, Iowa.....	6,750	25 00
Eastern Iowa Normal School, Grandview, Iowa.....	\$2,926	.....
State Normal School, Emporia, Kans.....	\$1,000	.....
Eastern State Normal School, Castine, Me.....	7,500	35 00
Western State Normal School, Farmington, Mo.....	7,500	29 52
Normal department of Maine Central Institute, Pittsfield, Me.....	600	11 33
Baltimore Normal School for Colored Teachers, Baltimore, Md.....	2,000	20 00
Maryland State Normal School, Baltimore, Md.....	10,500	48 33
Massachusetts Normal Art School, Boston, Mass.....	11,000	50 00
State Normal School, Bridgewater, Mass.....	13,000	.....
State Normal School, Framingham, Mass.....	12,000	.....
State Normal School, Salem, Mass.....	14,000	44 16
Westfield State Normal School, Westfield, Mass.....	12,600	93 33
Massachusetts State Normal School, Worcester, Mass.....	12,725	.....
Michigan State Normal School, Ypsilanti, Mich.....	18,300	.....
State Normal School, Mankato, Minn.....	12,000	46 73
State Normal School, St. Cloud, Minn.....	9,000	40 00
State Normal School, Winona, Minn.....	12,000	30 00
Mississippi State Normal School, Holly Springs, Miss.....	3,000	24 24
Southeast Missouri Normal School, Cape Girardeau, Mo.....	7,500	25 38
College of Normal Instruction, Columbia, Mo.....	(b)	.....
Lincoln Institute, Jefferson City, Mo.....	5,000	30 00
North Missouri State Normal School, Kirksville, Mo.....	7,500	14 00
Northwest Normal School, Oregon, Mo.....	\$1,500	.....
St. Louis Normal School, St. Louis, Mo.....	13,371	.....
State Normal School, second district, Warrensburg, Mo.....	7,500	16 59
Nebraska State Normal School, Peru, Nebr.....	12,500	.....
New Hampshire State Normal School, Plymouth, N. H.....	\$5,000	.....
New Jersey State Normal School, Trenton, N. J.....	20,000	.....
New York State Normal School, Albany, N. Y.....	18,000	.....

<sup>a</sup> Exclusive of appropriations for permanent objects.

<sup>b</sup> Appropriation in common with the university.

<sup>c</sup> Annual appropriation to the university.

<sup>d</sup> County appropriation.

<sup>e</sup> City appropriation; also, \$10,000 county appropriation.

<sup>f</sup> City appropriation.

<sup>g</sup> Also \$773 town appropriation.

LXXII REPORT OF THE COMMISSIONER OF EDUCATION.

TABLE III.—Appropriations for normal schools—Continued.

Name of school.	Appropriation, 1878.	State appropriation per capita of pupils in the last year. <sup>a</sup>
State Normal School, Brockport, N. Y .....	\$23,000	\$19 14
State Normal School, Buffalo, N. Y .....	18,000	64 00
State Normal and Training School, Cortland Village, N. Y .....	18,000	45 00
State Normal and Training School, Fredonia, N. Y .....	18,000	.....
State Normal School, Geneseo, N. Y .....	18,000	53 00
Normal College, New York, N. Y .....	662,000	.....
Oswego State Normal and Training School, Oswego, N. Y .....	602,900	36 51
State Normal and Training School, Potsdam, N. Y .....	18,000	.....
University Normal School, Chapel Hill, N. C .....	2,000	4 97
State Colored Normal School, Fayetteville, N. C .....	2,000	23 00
Northwestern Ohio Normal School, Ada, Ohio .....	620,000	.....
Cincinnati Normal School, Cincinnati, Ohio .....	67,600	.....
Cleveland City Normal School, Cleveland, Ohio .....	25,600	.....
Geneva Normal School, Geneva, Ohio .....	41,200	1 42
Mansfield Normal School, Mansfield, Ohio .....	6500	.....
Sandusky Training School, Sandusky, Ohio .....	6600	.....
Pennsylvania State Normal School, sixth district, Bloomsburg, Pa .....	10,112	.....
Southwestern State Normal School, California, Pa .....	10,000	5 00
Northwestern State Normal School, Edinboro', Pa .....	10,000	15 00
State Normal School, Indiana, Pa .....	3,665	12 05
Keystone State Normal School, Kutztown, Pa .....	5,000	.....
Central State Normal School, Lock Haven, Pa .....	10,000	15 00
Pennsylvania State Normal School, fifth district, Mansfield, Pa .....	10,000	30 00
Philadelphia Normal School for Girls, Philadelphia, Pa .....	639,404	.....
Cumberland Valley State Normal School, Shippensburg, Pa .....	10,000	.....
West Chester State Normal School, West Chester, Pa .....	11,377	7 75
Rhode Island State Normal School, Providence, R. I .....	11,500	.....
Freedmen's Normal Institute, Maryville, Tenn .....	6303	.....
McNairy County Normal School, Purdy, Tenn .....	6100	.....
State Normal School, Castleton, Vt .....	1,000	24 00
Johnson State Normal School, Johnson, Vt .....	2,372	19 76
State Normal School, Randolph, Vt .....	2,644	11 50
Valley Normal School, Bridgewater, Va .....	6373	.....
Shenandoah Valley Normal School, Strasburg, Va .....	7325	1 33
Concord State Normal School, Concord Church, W. Va .....	2,000	.....
Fairmont State Normal School, Fairmont, W. Va .....	2,000	10 00
State Normal School at Glenville, Glenville, W. Va .....	1,500	35 60
Marshall College State Normal School, Huntington, W. Va .....	2,000	14 50
Shepherd College, Shepherdstown, W. Va .....	2,000	23 35
West Liberty State Normal School, West Liberty, W. Va .....	2,000	.....
Oshkosh State Normal School, Oshkosh, Wis .....	18,243	21 15
Wisconsin State Normal School, Platteville, Wis .....	16,900	21 60
River Falls State Normal School, River Falls, Wis .....	13,113	36 32
Washington Normal School, Washington, D. C .....	24,500	.....
Normal department of the University of Deseret, Salt Lake City, Utah .....	2,000	45 45

<sup>a</sup> Exclusive of appropriations for permanent objects.

<sup>b</sup> City appropriation.

<sup>c</sup> \$44,900 was a special appropriation.

<sup>d</sup> County appropriation; also \$200 State appropriation.

<sup>e</sup> County appropriation.

<sup>f</sup> County appropriation; also an equal amount from the State.

<sup>g</sup> Per month.

The increased recognition of the importance of the teacher's office consequent upon the widespread discussion of educational interests has led to constant inquiry concerning the average age at which public school teachers begin their work and the duration of their services. To satisfy these inquiries the Commissioner addressed a circular letter to the principals of normal and high schools asking information as to the two particulars. Of the 74 returns received, 28 were unable to furnish information, in 26 cases additional time was necessary, and 20 supplied the following data :

Name of institution.	Average age of graduates.	Age at which graduates begin teaching.		Number of years graduates teach.
		Male.	Female.	
California State Normal School, San José, Cal .....	20-21			.....
German Evangelical Lutheran Normal School, Addison, Ill .....		(19-24)		.....
Spiceland Academy, Spiceland, Ind.....		(18)		5
Iowa University, Iowa City, Iowa.....		(24-25)		.....
Eastern State Normal School, Castine, Me.....		(14-18)		.....
State Normal School, Farmington, Me.....	21			.....
Maryland State Normal School, Baltimore, Md.....	20			.....
State Normal School, Framingham, Mass.....				6½
State Normal School, Salem, Mass.....		(20)		6-8
State Normal School, Westfield, Mass.....		(20)		6
State Normal School, Winona, Minn .....		(19)		3-4
Fruitland High School, Jackson, Mo.....		(18-22)		.....
Nebraska State Normal School, Peru, Nebr .....	22			.....
State Normal and Model School, Trenton, N. J.....		(20)		5
Cincinnati Normal School, Cincinnati, Ohio.....		(19-20)		.....
Western Reserve Normal School, Milan, Ohio.....		21	17	3
Southwestern State Normal School, California, Pa.....		(18-24)		.....
Pennsylvania Normal School, Lock Haven, Pa.....		(20-22)		.....
Cumberland Valley State Normal School, Shippensburg, Pa.....	20½			.....
Wisconsin State Normal School, River Falls, Wis.....		20½	18½	.....

The discussion of normal schools is a healthy sign and cannot fail of good results. They need the attention and interest thus excited, since insufficient support and public indifference have chiefly prevented the fulfilment by them of the ends for which they were established.

Thus far the facts indicate that the more thoroughly they are studied and understood the deeper becomes the conviction of their necessity. That there is a science of teaching, founded on abstract principles, and an art of teaching (which, like all other arts, may be acquired by practice under the direction of experienced masters) is no longer doubted. All the arguments for technical and professional schools apply equally to normal schools, with an additional argument for their maintenance by the State. Dr. Martin B. Anderson states the condition in his discussion of voluntarism in higher education :

The principle of self-preservation would justify special appropriations [by the State] for the training of common school teachers in academies and normal schools, if it can be shown that the law of supply and demand, acting through institutions supported on the voluntary principle, will not furnish teachers in sufficient number and with sufficient education to meet the necessities of the case.

It had been shown when normal schools were first established that the law of supply and demand acting as thus suggested did not meet the necessities of the case, and when this investigation is now made with thoroughness and candor a similar conclusion is reached. The whole discussion is outlined in the following extracts from

the speech of Hon. John I. Gilbert, in the assembly of the State of New York, upon the resolution in reference to normal schools :

The most skilful and effective way to destroy [our public] schools is to render them inefficient and unworthy of popular regard. Neglect the means and appliances necessary to make them useful, and the people will soon consent to the abandonment of those schools which the wisest statesmen of our land have ever declared to be the safeguard of our free institutions. Foremost among those appliances is the provision for securing competent teachers.

If, therefore, you would break down our system of common schools, I can see no *swifter* way than to abandon our State normal schools.

These schools were not *made*; they *grew*, and are still growing. They sprung up in this and other States to meet a recognized and profoundly felt want—the want of competent and trained teachers.

In some of the nations of Europe, particularly in Germany, whose educational system confessedly stands at the head of the world, the same want was felt and substantially the same means were resorted to to supply it.

Thus have the normal schools of this and other countries had their origin in the universal need of trained and competent teachers.

A proposition has been submitted to abandon these normal schools as State institutions. In support of this proposition a test is offered and certain charges made. We accept the test and propose to examine the charges. The normal schools desire and invite the fullest investigation. They dread nothing but false conclusions drawn from a partial and misleading examination.

Since the proposition to abandon the normal schools was made in this house, I have received numerous letters from eminent educators occupying high positions in many States of the Union, all of them deprecating any injury to our normal schools as a blow aimed at the entire common school system of the country. The superintendent of public instruction for the State of Maryland says: "I have given ten years of study to this question in all its bearings; I have watched the discussions through six successive legislatures in this State, and I am profoundly convinced that such a step as is proposed would be a national calamity." From the department of public instruction in Rhode Island, we have this: "My apology for addressing you is the universal importance of the matter now pending in your assembly relative to normal schools. The step proposed in your honorable body is one fraught with the utmost danger, not only to your own State, as I believe, but to the cause of common school education throughout the Union, if not in still wider circles." The superintendent of public instruction for Wisconsin writes: "I sincerely hope the normal schools of New York, my native State, will suffer no detriment from the present or any future legislature. Wisconsin has four normal schools, modelled after those of New York in the main, and these have done and are doing most excellent service for the State in the cause of common school education. There can be no doubt our schools are worth many times their entire cost. I came into office three years ago with some prejudices against them, but every succeeding year's experience has more fully convinced me of their value in our State system. If the State abandons your schools, I believe it would be a long step backwards—an injury and reproach to the educational cause both in and beyond the State which disowns her own best creations."

W. H. Wells, of Chicago, who stands among the leading educators of the country, and who is now a member of the Chicago board of education, writes: "I was for twenty years connected with education in Massachusetts, and afterward for eight years superintendent of public schools in Chicago, and have had a pretty good opportunity to judge of the fruits of normal schools both East and West. I feel authorized to say that no principle is more fully established in the minds of intelligent educators in this country and in Europe than this: that normal schools are essential to the highest success of public school instruction. Do not wise and intelligent legislators see that the highest interests of education will be subserved by directing attention to the correction of evils and abuses when they are found to exist in normal schools, and not by the destruction of the system itself? My lifelong interest in the general cause of education must be my apology for this intrusion." This last suggestion is entirely in accordance with the purpose of the resolution now under consideration. Let us discriminate between the imperfections of a system and the system itself; between an incidental defect that may be cured and an essential principle that should be embodied and preserved.

We are virtually repeating the discussion long since closed in Prussia, Austria, and some other European countries. In them the existence of normal schools is assured, and public action is directed to perfecting them. In the normal schools of Germany, the theory of pedagogics is expounded with philosophic breadth and scientific precision. Here students preparing for the teacher's profession are trained in methods which become practical guides to them in their work as teachers of the young. The effect of this exact training, having always clearly defined aims in view, is seen in all departments of elementary, secondary, and university instruction.

TABLE IV.—COMMERCIAL AND BUSINESS COLLEGES.

The following is a comparative exhibit of colleges for business training, as reported to this Bureau from 1870 to 1878, inclusive:

	1870.	1871.	1872.	1873.	1874.	1875.	1876.	1877.	1878.
Number of institutions....	26	60	53	112	126	131	137	134	129
Number of instructors....	154	168	263	514	577	594	599	568	527
Number of students.....	5, 824	6, 400	8, 451	23, 397	25, 892	26, 109	25, 234	23, 496	21, 048

TABLE IV.—Summary of statistics of commercial and business colleges.

States.	Number of schools.	Number of instructors.	Number of students.			Number of volumes in libraries.	Increase in the last school year.
			Total number of students excluding duplicate enrolments.	In day school.	In evening school.		
Alabama.....	3	5	40	40	.....	1, 100	63
California.....	5	37	2749	663	83	750	115
Georgia.....	1	3	196	181	15	.....	.....
Illinois.....	12	62	22, 099	1, 611	399	17, 900	1, 200
Indiana.....	6	27	966	746	236	.....	.....
Iowa.....	6	25	1, 027	694	317	.....	.....
Kansas.....	2	4	60	30	30	.....	.....
Kentucky.....	2	5	222	231	66	.....	.....
Louisiana.....	2	12	313	229	84	800	50
Maine.....	2	2	274	175	75	.....	.....
Maryland.....	1	.....	.....	.....	.....	.....	.....
Massachusetts.....	4	19	457	444	13	150	.....
Michigan.....	7	20	1, 002	750	255	1, 050	.....
Minnesota.....	3	6	522	397	80	179	17
Mississippi.....	1	10	130	130	0	1, 500	200
Missouri.....	6	22	1, 929	729	194	21, 025 <sup>b</sup>	25
Nebraska.....	1	2	78	43	35	.....	.....
New Hampshire.....	1	2	100	50	50	.....	.....
New Jersey.....	4	22	398	273	125	600	20
New York.....	20	64	4, 393	3, 246	1, 304	2, 670	.....
North Carolina.....	1	1	12	12	.....	.....	.....
Ohio.....	11	28	1, 868	1, 413	526	150	10
Pennsylvania.....	12	49	2, 172	909	231	581	156
Rhode Island.....	3	21	819	679	140	150	.....
Tennessee.....	3	7	395	249	146	417	.....
Texas.....	1	2	46	32	14	.....	.....
Virginia.....	1	1	46	30	16	524	12
West Virginia.....	2	6	170	117	53	.....	.....
Wisconsin.....	5	20	940	739	228	240	.....
District of Columbia.....	1	3	125	74	51	.....	.....
Total.....	129	527	21, 048	15, 116	4, 798	49, 966	1, 875

<sup>a</sup>Classification not reported in all cases.

<sup>b</sup>Includes library of St. Louis University, which is reported with commercial department.

LXXVI REPORT OF THE COMMISSIONER OF EDUCATION.

TABLE V.—KINDERGÄRTEN.

The following is a comparative summary of Kindergärten, instructors, and pupils reported to the Bureau from 1873 to 1878, inclusive :

	1873.	1874.	1875.	1876.	1877.	1878.
Number of institutions .....	42	55	95	130	129	159
Number of instructors .....	73	125	216	364	336	376
Number of pupils.....	1,252	1,636	2,809	4,090	3,931	4,797

TABLE V.—Summary of statistics of Kindergärten.

States.	Number of schools.	Number of teachers.	Number of pupils.
California .....	6	7	96
Colorado .....	1	2	22
Connecticut .....	2	5	55
Georgia .....	1	1	17
Illinois .....	7	22	274
Indiana .....	1	3	35
Iowa .....	1	5	37
Kansas .....	1	.....	.....
Kentucky .....	4	7	78
Louisiana .....	1	.....	.....
Maine .....	4	4	25
Maryland .....	3	10	56
Massachusetts .....	18	31	346
Michigan .....	2	3	54
Minnesota .....	2	8	50
Missouri .....	15	66	1,129
New Jersey .....	14	32	552
New York .....	26	70	655
Ohio .....	12	19	196
Pennsylvania .....	22	46	387
South Carolina .....	1	1	20
Tennessee .....	2	2	.....
Wisconsin .....	7	14	305
District of Columbia .....	6	18	208
Total.....	159	376	4,797

Efforts have been made during the year to spread the knowledge of Kindergarten principles and methods, in which endeavor the American Fröbel Union has aided greatly by its conferences and publications.

Wherever the influence has extended mothers have been excited to a deeper and more intelligent interest in the development of their young children, many have sought instruction in normal classes that they might be prepared to apply the training to their own children, and in numerous instances neighborhood Kindergärten have been started by mothers thus interested. Mrs. A. R. Aldrich, principal of the Florence (Mass.) Kindergarten, writes : " We have more applications for Kindergarten teachers to go to eastern and western schools than we have had graduates." In general the schools for training teachers report more applications for Kindergarten teachers than can be supplied.

Among the important results of the increased interest in the subject is the multiplication of charity Kindergärten. These reach the children of the poor and desti-



tute, who must otherwise suffer neglect or be exposed to vicious influences in the most tender and susceptible years. Seventeen such schools are supported in Boston and vicinity, by Mrs. Shaw, daughter of Prof. Agassiz, and reports of similar schools, under the auspices of church societies and benevolent persons, have been received from New York, Philadelphia, Chicago, and Cincinnati.

The question of the introduction of the Kindergarten into our public school system is attracting much attention.

The public Kindergarten in Boston was closed (as stated in the report) on account of its expensiveness. In St. Louis, under the gratuitous supervision of Miss Susan E. Blow, the public Kindergärten have achieved great success, and a system has been developed that furnishes its own directors, assistants, and supervisors. Through this system the cost of the Kindergarten has been reduced from \$11.36 for each pupil being in 1875-76 to \$5.70 in 1878, and from \$5.75 per capita of enrolment to \$3.52. It thus appears that the St. Louis system will solve the question of Kindergarten economy. Of the whole number of Kindergärten in the city 19 were in districts in which they received only the children of the poorest classes. These numbered 2,687 of the 5,359 children enrolled in that grade.

The superintendent says: "As this report goes to press, the experiment of uniting Kindergarten work with primary work is in successful progress. The children of the first year in the course of study take primary instruction for one-half of the day and Kindergarten instruction for the other half."

A public Kindergarten is reported in Lewiston, Me.; also one in the twenty-second ward, New York City. A public Kindergarten has been opened in San Francisco, supported by the members of the Kindergarten Association. It is in charge of Miss Kate H. Smith, a graduate of Miss Emma Marwedel's Kindergarten. Miss Marwedel, who has charge of the school in Oakland, has been chiefly instrumental in awakening interest in Kindergarten training in the State.

TABLE VI.—SECONDARY INSTRUCTION.

The following is a comparative summary of the number of institutions for secondary instruction making returns from 1871 to 1878, inclusive:

	1871.	1872.	1873.	1874.	1875.	1876.	1877.	1878.
Number of institutions.....	638	811	944	1,031	1,143	1,229	1,296	1,297
Number of instructors.....	3,171	4,501	5,058	5,466	6,081	5,999	5,963	5,747
Number of students.....	80,297	98,929	118,570	98,179	108,235	106,647	98,371	100,374

LXXVIII REPORT OF THE COMMISSIONER OF EDUCATION.

TABLE VI.—*Summary of statistics of*

States and Territories.	Number of schools.	Instructors.		Number of students.					
		Male.	Female.	Total.	Male.	Female.	In English course.	In classical course.	In modern languages.
Alabama.....	11	23	22	897	503	394	697	167	36
Arkansas.....	4	6	8	268	134	134	230	33	10
California.....	25	80	133	3,761	1,630	2,131	2,790	430	922
Colorado.....	2	2	14	181	1	180	30	2	46
Connecticut.....	46	6	104	1,857	834	1,023	1,252	470	406
Delaware.....	11	33	21	622	354	268	347	131	50
Florida.....	7	10	36	1,168	424	744	759	68	34
Georgia.....	119	141	97	6,208	3,657	2,611	4,125	1,151	255
Illinois.....	26	61	145	3,027	1,061	2,026	1,567	426	454
Indiana.....	14	23	34	1,899	786	1,113	696	109	32
Iowa.....	40	71	84	3,440	1,708	1,732	2,012	447	332
Kansas.....	2	1	11	80	9	71	65	15	3
Kentucky.....	53	94	126	23,844	1,610	2,134	2,766	717	456
Louisiana.....	9	12	34	775	338	437	243	35	125
Maine.....	23	41	37	21,256	1,058	868	1,249	364	148
Maryland.....	35	106	84	2,647	1,553	1,094	1,609	361	441
Massachusetts.....	51	104	178	3,881	1,078	2,203	2,679	645	765
Michigan.....	6	16	18	517	229	218	220	67	42
Minnesota.....	18	40	53	2,028	1,002	1,026	1,537	317	483
Mississippi.....	10	11	19	670	331	339	578	133	33
Missouri.....	21	59	60	1,964	1,060	904	1,146	245	303
Nebraska.....	1	3	5	80	6	74	80	22	26
Nevada.....	1								
New Hampshire.....	33	52	59	22,024	1,143	897	1,338	388	129
New Jersey.....	48	98	109	22,226	1,530	1,306	1,622	649	678
New York.....	211	570	679	220,539	9,365	7,735	10,178	3,358	2,110
North Carolina.....	33	49	64	22,425	1,056	1,233	1,935	493	200
Ohio.....	45	95	127	4,151	2,122	2,029	2,317	445	749
Oregon.....	12	24	52	1,741	745	996	1,019	94	107
Pennsylvania.....	96	222	335	26,222	2,247	2,200	4,451	1,324	1,233
Rhode Island.....	7	15	15	310	125	175	197	126	75
South Carolina.....	9	17	21	803	246	557	579	69	39
Tennessee.....	61	88	101	4,630	2,567	2,063	3,256	724	193
Texas.....	15	35	31	1,552	883	669	810	105	122
Vermont.....	22	51	75	2,724	1,316	1,468	1,748	576	224
Virginia.....	23	44	53	21,305	654	601	977	361	232
West Virginia.....	9	7	26	2,773	255	491	155	14	23
Wisconsin.....	15	41	83	22,164	854	1,065	1,248	194	556
District of Columbia.....	25	49	97	1,150	314	836	772	236	240
Indian Territory.....	1	2	1	60	60	0	60	.....	.....
New Mexico.....	2	1	12	207	38	269	64	.....	.....
Utah.....	12	18	42	1,728	837	891	1,211	87	47
Washington Territory.....	1	1	5	60	.....	60	.....	13	3
Total.....	1,227	2,422	3,312	210,374	42,110	47,998	60,880	15,651	13,445

a Sex not reported in all cases.

b Includes \$2,000 from rents.

c Course not specified in all cases.

d Of this \$500,000 is the income of Girard College for Orphans, Philadelphia, but the amount of funds from which it is derived is not reported.

*institutions for secondary instruction.*

Preparing for classical course in college.	Number of students.			Number of schools in which drawing is taught.	Number of schools in which vocal music is taught.	Number of schools in which instrumental music is taught.	Libraries.		Property, income, &c.			
	Preparing for scientific course in college.	Entered colleges since close of last academic year.	Entered scientific school since close of last academic year.				Number of volumes.	Increase of volumes in the last school year.	Value of grounds, buildings, and apparatus.	Amount of productive funds.	Income from productive funds.	Receipts for the last year from tuition fees.
43	5	18	3	7	7	6,380	300	\$108,000				\$5,400
11	10		1	4	4	50		16,500				2,750
48	86	84	37	21	21	11,979	811	571,000	\$6,000	\$600		37,150
2				2	2	1,340	256	190,000				10,000
144	37	28	3	27	23	28	16,931	655	564,300	13,500	760	58,120
65	40	11	4	7	7	8	2,530	530	97,000	7,000	410	7,900
28	10	6	10	3	4	4	2,100	247	53,000	87,500	6,760	3,720
516	186	145	21	23	47	51	5,427	448	257,450	26,531	1,055	71,561
84	53	17	6	19	22	21	10,083	609	981,000	36,000	2,200	94,066
74	84	66	8	6	9	7	4,220	46	96,000	39,000	3,340	11,123
144	110	56	10	18	22	22	5,991	301	394,600	49,000	4,000	30,985
				2	1	1	170		21,500			5,000
234	142	60	16	20	35	41	12,350	257	499,250	10,000	63,750	28,034
6		4		5	6	6	675		60,500			9,474
156	34	23	11	10	13	15	7,260	203	229,100	87,492	5,634	20,130
131	55	48	10	22	21	21	39,809	520	592,200	704,000	40,640	53,900
232	47	36	9	43	32	29	33,035	3,013	1,027,073	780,352	46,121	60,612
12	8		0	4	3	3	2,177	106	97,500	6,370	520	7,832
138	53	34	3	11	16	13	2,787	234	224,000	14,000	1,400	44,301
40	6	23		2	7	6	1,122	100	59,500			10,700
111	76	20	14	16	18	12,116	623	166,050	34,200	2,320	53,250	
2	0	1	0	1	1	2,500		12,000				2,200
176	21	13	1	15	10	13	10,815	113	257,450	167,500	9,732	16,677
190	6	61	29	30	31	31	17,773	958	601,150	47,500	3,625	88,173
e1, 625	423	313	117	137	117	121	140,632	14,706	3,827,221	522,569	82,064	459,465
196	81	37		12	18	18	12,200	30	247,100		300	26,551
430	94	151	3	18	27	27	22,560	785	669,850	110,962	9,472	36,472
68	94	5		7	12	10	3,965	220	147,500	23,500	1,430	18,670
369	64	109	31	78	52	52	52,797	1,622	4,225,450	151,100	2507,331	164,322
27		12	5	6	4	4	6,475	300	623,000	135,303	8,552	45,919
47	14	19	2	5	6	6	1,610	204	113,500			6,467
312	133	91	23	13	34	33	11,642	515	353,400	15,000	3,880	46,260
76	53	190		5	8	9	3,950	175	123,000			16,010
282	16	36	8	17	22	25	11,888	218	462,500	76,650	4,820	32,212
87	39	40	2	10	9	11	11,810	50	145,700	5,000	25,460	40,460
15	2	3		3	6	7	700		31,700			1,460
26	24	9	25	9	12	11	13,090	1,025	426,500	13,100	1,069	52,282
35	4	9	2	15	10	16	7,715	156	75,000			6,832
		4			1	1	500	0			6,000	
24		3	1	5	9	6	1,922	260	109,500	2,000	540	12,463
				1	1	1	200	50				
6,206	2,107	1,785	408	650	709	733	513,566	30,642	18,637,114	2,171,119	778,605	1,782,627

e \$5,000 is an annual income of Bethel Classical and Military Academy, but the funds producing it are not reported.

f These totals should be considered with reference to notes above given.

LXXX REPORT OF THE COMMISSIONER OF EDUCATION.

Statistical summary of pupils receiving secondary instruction.

States and Territories.	In city high schools (Table II), a	In normal schools (Table III), b	In institutions for secondary instruction (Table VI).	In preparatory schools (Table VII).	In preparatory departments of—			Total.
					Institutions for superior instruction of women (Table VIII).	Universities and colleges (Table IX).	Schools of science (Table X).	
Alabama .....		433	827		212	53	104	1,629
Arkansas .....		579	268			231		1,078
California .....	1,316	100	3,761	555		1,352		7,084
Colorado .....			181	30		104		315
Connecticut .....	479		1,857	1,015	65			3,416
Delaware .....			622		15	56		693
Florida .....	38		1,168					1,206
Georgia .....	501	60	6,268	53	364	221		7,467
Illinois .....	2,039	705	3,067	238	223	2,619	142	9,046
Indiana .....	1,048	346	1,899	30	30	1,440	119	4,912
Iowa .....	392	145	3,440	83	98	1,818	73	6,049
Kansas .....		34	80		45	652		811
Kentucky .....	860	164	3,844	86	799	876		6,629
Louisiana .....	279	160	775		74	227	28	1,543
Maine .....	375	119	1,956	571				3,021
Maryland .....		137	2,647	220	28	160	16	3,206
Massachusetts .....	6,189		3,881	2,759	68	370		13,267
Michigan .....	1,177	300	517		33	989		3,009
Minnesota .....	189	294	2,098		8	438		3,027
Mississippi .....		103	670		346	357	121	1,597
Missouri .....	1,039	439	1,964		433	1,170	60	5,105
Nebraska .....	63		80			196	5	344
Nevada .....						40		40
New Hampshire .....	190	45	2,084	741	124			3,184
New Jersey .....	1,599		2,886	267	50	39	35	4,876
New York .....	3,715	2,709	20,539	2,351	498	1,634		31,446
North Carolina .....		204	2,495		192	259		3,150
Ohio .....	3,998	715	4,151	930	168	3,629	133	13,744
Oregon .....			1,741			741	80	2,664
Pennsylvania .....	1,530	1,412	6,922	886	233	1,884	73	12,940
Rhode Island .....	142		310	554				1,006
South Carolina .....		494	803	150	150	366	240	2,133
Tennessee .....	137	761	4,630	20	505	1,906		8,019
Texas .....	99		1,532	275	293	1,054	75	3,348
Vermont .....		58	2,784	101	77			3,020
Virginia .....	350	633	1,305	270	201	101	161	3,021
West Virginia .....		177	773		35	122	85	1,199
Wisconsin .....	116	951	2,164	293	137	732		4,393
District of Columbia .....	142	75	1,150			308		1,075

a In ninety-five cities.

b Strictly normal students are not included.

Statistical summary of pupils receiving secondary instruction—Continued.

Territories.	In city high schools (Table II). <i>a</i>	In normal schools (Table III). <i>b</i>	In institutions for secondary instruction (Table VI).	In preparatory schools (Table VII).	In preparatory departments of—			Total
					Institutions for superior instruction of women (Table VIII).	Universities and colleges (Table IX).	Schools of science (Table X).	
Indian Territory.....	.....	.....	60	.....	.....	.....	.....	60
New Mexico.....	.....	.....	307	.....	.....	.....	.....	307
Utah.....	.....	.....	1,768	.....	.....	136	.....	1,904
Washington.....	.....	.....	60	.....	.....	.....	.....	60
Total.....	28,194	12,283	100,374	12,538	5,534	26,266	1,550	186,658

*a* In ninety-five cities.

*b* Strictly normal students are not admitted.

The following interesting summary of free public high schools in Indiana, prepared by Hon. J. H. Smart, State superintendent of public schools in Indiana, is rendered specially valuable in view of the animated discussions on the high school question, and is therefore inserted by itself. The settlement of this question will hardly be possible until the facts in connection with high school instruction are more extensively observed, recorded, and generalized.

LXXXII REPORT OF THE COMMISSIONER OF EDUCATION.

*Statistics relating to high schools*

Names of cities and towns.	Population.	Number of children at last enu- meration.	Enrolment in city schools.	High school established.	Number of years from primary to high school.	Number of years in high school course.
Albion .....	1,200	332	307	1876	.....	.....
Anderson .....	5,000	1,903	903	1873	11	3
Aurora .....	4,000	1,500	734	1863	12	4
Bloomington .....	2,700	799	764	1871	10	2
Columbus .....	5,000	1,436	829	1870	12	4
Delphi .....	2,500	956	497	1865	11	3
Edinburgh .....	2,000	676	504	1870	9	3
Fort Wayne .....	29,000	11,306	3,357	1861	12	4
Frankfort .....	3,300	850	632	1875	12	4
Franklin .....	4,000	956	789	1871	12	4
Greensburgh .....	5,000	1,163	818	1860	12	3
Hagerstown .....	.....	.....	246	.....	11	3
Goehen .....	5,000	1,294	945	1871	12	4
Huntington .....	4,500	1,273	610	1873	11	4
Indianapolis .....	100,000	25,012	12,093	1864	12	4
Kokomo .....	5,000	1,262	.....	1873	12	4
Lawrenceburgh .....	5,500	1,692	859	1856	8	3
Logansport .....	15,000	4,031	1,742	1867	12	4
Michigan City .....	6,000	1,957	1,225	1868	12	4
Mishawaka .....	2,700	871	530	1874	12	4
Muncie .....	4,650	1,550	1,149	1867	11	3
New Castle .....	2,300	731	553	1874	12	4
Nobleseville .....	2,500	728	565	1872	12	4
North Manchester .....	1,800	412	363	1876	12	4
Peru .....	6,000	1,675	880	1869	12	4
Plymouth .....	3,750	1,036	603	1873	12	3
Princeton .....	3,000	1,185	700	1869	11	3
Seymour .....	4,000	1,282	767	1870	12	4
Shelbyville .....	4,000	1,191	739	1862	11	3
Terre Haute .....	22,000	7,665	4,032	1863	12	4
Vincennes .....	11,000	3,392	1,109	1871	12	4
Washington .....	5,000	1,467	831	1877	7	3

SECONDARY INSTRUCTION.

LXXXIII

in the State of Indiana in 1878.

Enrollment in high school.			Number of pupils in each year of high school.				Number of graduates since school was established.	Number of regular teachers in high school.			Number of special teachers.	Total cost of tuition in high school.	Amount of local tuition tax received by board for year ending January 31, 1878.	Persons educated in high school now teaching in city schools.
Males.	Females.	Total.	First.	Second.	Third.	Fourth.		Males.	Females.	Total.				
19	34	58						1		1				
25	46	74	30	24	11		23	2		2		\$1,125 00	\$1,486 08	3
20	27	47	8	13	17	9		2	2	2 $\frac{1}{2}$		1,410 00	439 59	7
68	84	172	98	74			157	2	1	3		1,300 00	1,937 00	
29	27	47	16	11	14	6	45	1	2	3		775 00	2,165 79	8
22	23	45	14	15	16		36	1		1		1,080 00	1,263 51	1
13	23	46	31	6	9		14	2		2		1,000 00	1,341 63	2
74	113	187	77	57	32	21	156	2	4	6	3	6,290 00	7,270 22	64
26	33	53	28	8	3	14	26	1	1	1 $\frac{1}{2}$		900 00	2,547 66	1
27	53	80	40	15	10	6	33	1	1	2	1	1,270 00		2
38	55	93	30	42	21		65	2		2		1,425 00	2,267 05	3
21	14	35	22	7				1		1		600 00		2
28	41	67	16	23	8	20	11	2	1	3		1,725 00	1,415 54	3
23	39	65	28	17	10	10	7		2	2		1,030 00		
203	322	525	270	143	77	25	140	5	6	11	2	17,064 40	166,503 00	70
43	66	101	43	26	16	16	29	1	1	2		1,320 00	1,688 72	5
18	20	38					18	1		1	1	780 00		10
46	68	114	47	20	27	20	73	2	2	4		2,500 00		13
20	27	57	31	12	7	7	40	1	2 $\frac{1}{2}$	3 $\frac{1}{2}$		2,380 00		4
13	25	38	23	10	3	2	2	1	1	2		1,000 00	913 24	2
22	47	79	45	23	11		66	1	1	2		2,141 00	3,086 41	5
21	33	54	29	9	11	5	6	1		1	1	1,350 00	2,293 63	
15	26	43	17	15	5	6	13		1	1	1	943 00	1,943 57	3
9	6	15	7	5	3							256 26		
27	52	79	36	17	16	10	78		2 $\frac{1}{2}$	2 $\frac{1}{2}$		1,200 00		6
15	17	32	5	12	15		17	1	1	1 $\frac{1}{2}$		650 00	1,029 16	
27	29	56	33	11	12		40	1	1	2		1,300 00	2,254 23	2
29	37	66	23	21	11	11	26	1	1	2		1,215 00	1,426 10	1
16	22	38	22	5	4		35	1		1		950 00	5,021 39	5
70	152	222	95	63	40	24	159	2 $\frac{1}{2}$	3	5 $\frac{1}{2}$		4,830 00	10,922 31	31
63	77	140	65	35	28	12	46	2	1	3		3,000 00		15
14	19	33	18	9	6		7	1		1		840 00	1,036 99	1

LXXXIV REPORT OF THE COMMISSIONER OF EDUCATION.

TABLE VII.—PREPARATORY SCHOOLS.

Detailed statistics of preparatory schools will be found in Table VII of the appendix. The following is a comparative statement of the statistics of these schools as reported to the Bureau for 1873, 1874, 1875, 1876, 1877, and 1878:

	1873.	1874.	1875.	1876.	1877.	1878.
Number of institutions.....	86	91	108	105	114	114
Number of instructors.....	690	697	746	736	796	818
Number of students.....	12,487	11,414	12,954	12,369	12,510	12,538

TABLE VII.—Summary of statistics of preparatory schools.

States.	Number of schools.	Number of instructors.	Number of students.				
			Preparing for classical course in college.	Preparing for scientific course in college.	Other students.	Entered college since close of last academic year.	Entered scientific school since close of last academic year.
California.....	5	38	34	167	354	16	.....
Colorado.....	1	2	3	6	21	.....	.....
Connecticut.....	6	51	349	73	593	54	17
Georgia.....	1	2	.....	.....	53	.....	.....
Illinois.....	4	24	102	54	89	10	4
Indiana.....	1	4	630	.....	.....	.....	.....
Iowa.....	1	6	11	1	71	0	0
Kentucky.....	1	6	19	15	52	.....	.....
Maine.....	5	22	2256	6	308	66	6
Maryland.....	2	15	21	5	194	7	1
Massachusetts.....	22	164	51,073	191	1,495	166	36
New Hampshire.....	6	41	451	26	254	80	5
New Jersey.....	4	22	36	12	218	4	7
New York.....	21	178	702	201	1,448	108	28
Ohio.....	6	83	365	102	463	74	8
Pennsylvania.....	10	59	246	76	564	43	24
Rhode Island.....	4	28	175	30	349	22	4
South Carolina.....	1	2	20	0	130	.....	.....
Tennessee.....	1	5	20	20	30	112	.....
Texas.....	1	14	10	15	250	4	.....
Vermont.....	2	8	9	.....	92	4	1
Virginia.....	5	15	2121	29	60	22	5
Wisconsin.....	4	18	82	57	154	22	7
Total.....	114	818	4,195	1,107	7,226	834	147

a Includes scientific and other students.

b Includes a number of students preparing for both courses.



TABLE VII.—Summary of statistics of preparatory schools—Continued.

States.	Libraries.		Property, income, &c.			
	Number of volumes.	Increase in the last school year.	Value of grounds, buildings, and apparatus.	Amount of productive funds.	Income from productive funds.	Receipts for the last year from tuition fees.
California.....	5,600	145	\$195,000	.....	.....	\$7,000
Colorado.....	.....	.....	3,000	.....	.....	700
Connecticut.....	10,000	290	390,583	\$176,557	\$2,200	14,030
Georgia.....	0	0	10,000	.....	.....	.....
Illinois.....	3,100	100	42,000	.....	.....	3,633
Indiana.....	.....	.....	300	.....	.....	3,900
Iowa.....	2,300	.....	85,000	13,000	1,300	1,469
Kentucky.....	.....	.....	30,000	.....	.....	4,000
Maine.....	1,330	235	77,000	46,000	2,760	4,235
Maryland.....	2,500	50	55,000	.....	800	15,300
Massachusetts.....	21,400	530	740,500	253,000	20,277	113,197
New Hampshire.....	8,000	20	222,000	366,522	21,023	101,360
New Jersey.....	400	10	221,000	20,000	.....	5,608
New York.....	14,520	519	1,069,027	35,100	2,457	49,027
Ohio.....	22,300	706	520,000	120,000	2,627	42,209
Pennsylvania.....	5,850	250	261,300	60,000	4,200	38,450
Rhode Island.....	3,052	150	216,000	101,000	6,000	27,610
South Carolina.....	.....	.....	.....	.....	.....	.....
Tennessee.....	.....	.....	4,000	.....	.....	2,200
Texas.....	1,200	.....	.....	.....	.....	.....
Vermont.....	1,250	40	55,000	10,000	600	1,300
Virginia.....	5,900	425	37,500	.....	.....	.....
Wisconsin.....	4,050	250	95,000	5,000	300	6,800
Total.....	116,822	3,411	4,492,270	1,202,185	76,804	442,028

TABLE VIII.—SUPERIOR INSTRUCTION OF WOMEN.

Statistics in detail of schools for the superior instruction of women will be found in Table VIII of the appendix. The following is a comparative summary of institutions, instructors, and pupils from 1870 to 1878, inclusive :

	1870.	1871.	1872.	1873.	1874.	1875.	1876.	1877.	1878.
Number of institutions....	33	136	175	205	209	222	225	220	225
Number of instructors.....	378	1,163	1,617	2,120	2,285	2,405	2,404	2,305	2,478
Number of students.....	5,337	12,841	11,222	24,613	23,445	23,795	23,656	23,022	23,630

I would also invite attention to the following summary by States :

LXXXVI REPORT OF THE COMMISSIONER OF EDUCATION.

TABLE VIII.—*Summary of statistics of insti*


States.	Number of institutions.	Corps of instruction.			Number of instructors in preparatory department.	Students. Number in preparatory department.
		Total.	Males.	Females.		
Alabama .....	10	79	18	54	16	212
California .....	9	10	9	8	25	.....
Connecticut.....	9	17	3	14	3	65
Delaware .....	1	8	9	6	9	15
Georgia .....	14	83	39	51	13	364
Illinois .....	10	114	96	88	13	293
Indiana .....	9	15	3	12	9	30
Iowa .....	9	25	.....	25	9	98
Kansas .....	1	12	9	9	9	45
Kentucky .....	23	169	44	125	40	799
Louisiana .....	5	33	7	26	9	74
Maine .....	2	19	7	5	.....	.....
Maryland .....	6	53	8	45	9	28
Massachusetts .....	10	169	50	119	15	69
Michigan .....	9	15	4	11	9	33
Minnesota.....	9	16	9	14	.....	8
Mississippi.....	9	66	15	51	19	346
Missouri .....	15	164	31	133	24	433
Nevada .....	1	6	1	5	.....	.....
New Hampshire.....	4	31	9	22	3	124
New Jersey .....	4	39	15	23	16	50
New York .....	15	946	44	902	49	498
North Carolina.....	7	75	20	55	14	199
Ohio .....	12	147	36	111	16	169
Oregon .....	1	12	9	10	.....	.....
Pennsylvania .....	13	6136	37	90	6	293
South Carolina .....	4	26	8	17	4	150
Tennessee.....	17	6137	30	84	18	505
Texas .....	10	669	16	46	10	293
Vermont .....	1	12	6	6	.....	77
Virginia .....	14	125	45	80	13	201
West Virginia.....	9	17	4	13	9	35
Wisconsin.....	9	18	4	14	9	127
Total.....	225	62,147	534	1,574	331	5,594

a Classification not reported in all cases.  
 b Includes 4 special teachers.

*Showing th*

NUMBER 1

....



tutions for the superior instruction of women.

Students.			No. of institutions authorized by law to confer collegiate degrees.	Libraries.		Property, income, &c.			
Number in collegiate department.				Number of volumes.	Increase in the last school year.	Value of grounds, buildings, and apparatus.	Amount of productive funds.	Income from productive funds.	Receipts for the last year from tuition fees.
In regular courses.	In special or partial courses.	Graduate students.							
508	41	21	a323	7,325	50	\$383,000			\$19,230
46	1		a336	4,080	1,300	15,000			11,323
60		4	a255	1,900	100	83,000			4,000
46	7	1	83	1,500		53,000	0	0	3,000
747	28	23	1,243	8,884	300	469,000			39,275
618	205	18	a1,214	11,469	173	625,000	31,000	800	55,517
53	6	0	a139	1,300		70,000			7,579
57	20	2	a327	1,740	115	12,000			
46	2	0	a102	725	20	160,000	0	0	
1,260	42	7	a2,183	12,020	582	498,000			48,073
156			a406	2,300	120	130,000	20,000	2,000	7,400
28			a358	3,500	200	85,000	34,300	2,150	5,000
158	17	24	a417	8,000	50	154,200	20,000	1,000	7,000
831	122	5	a1,242	46,768	1,276	1,080,000	405,974	21,178	59,568
112	6	2	153	1,120	45	25,000			8,000
35			a130	1,200		12,000			1,000
546	22	5	a1,032	5,700	57	162,000			29,643
881	44	16	a1,214	7,480	264	344,000	20,000	1,200	42,765
			40			20,000	0	0	2,400
78	45	7	a380	2,810	45	122,000	101,700	6,170	12,870
44	110	5	a402	2,300	125	125,000			21,000
275	59	40	a2,399	28,329	745	1,076,259	45,400	4,224	172,352
226	28	14	a672	4,650	75	252,000	5,500	330	24,500
630	173	13	a1,226	12,722	292	840,000	19,000	1,160	62,183
			122	550					
500	125	10	a1,058	15,304	435	577,000	11,950	700	21,206
236	1	1	288	1,000	80	30,000			
1,132	91	29	a1,823	24,430	125	326,000	20,000	1,200	50,980
606	26	4	229	2,100	100	112,500	5,000	500	14,812
90			167	600		110,000	8,000	480	
606	9	17	a1,218	4,450	410	442,000			55,400
176	2	0	213			10,000			4,500
114	72	3	226	4,000	800	60,000			13,225
10,067	1,425	281	a23,039	150	225,287	2,264,259	757,824	43,712	810,154

aSex not reported in all cases.

LXXXVIII REPORT OF THE COMMISSIONER OF EDUCATION.

*Degrees conferred by institutions for the superior instruction of women.*

States.	Number of degrees.	States.	Number of degrees.
Alabama .....	42	New Hampshire .....	16
Delaware .....	19	New Jersey .....	20
Georgia .....	76	North Carolina .....	21
Illinois .....	22	Ohio .....	30
Iowa .....	6	Pennsylvania .....	14
Kansas .....	1	Tennessee .....	110
Kentucky .....	94	Texas .....	15
Louisiana .....	12	Vermont .....	2
Maine .....	7	Virginia .....	30
Maryland .....	18	West Virginia .....	3
Minnesota .....	2	Wisconsin .....	12
Mississippi .....	56		
Missouri .....	47	Total .....	675

TABLE IX.—UNIVERSITIES AND COLLEGES.

The following is a statement of the aggregate number of this class of institutions, with instructors and students, as reported to this Bureau each year from 1870 to 1878, inclusive :

	1870.	1871.	1872.	1873.	1874.	1875.	1876.	1877.	1878.
Number of institutions....	266	290	298	323	343	355	356	351	358
Number of instructors....	2, 623	2, 962	3, 040	3, 106	3, 783	3, 999	3, 920	3, 998	3, 685
Number of students .....	49, 163	49, 827	45, 617	53, 653	56, 692	58, 894	56, 481	57, 334	57, 927

TABLE IX.—*Summary of statistics of universities and colleges.*

States and Territories.	Number of universities and colleges reporting.	Number reporting date of charter.	Number not reporting date of charter.	Number reporting only preparatory students.	Number reporting collegiate students.	Number not reporting classification of students.	Number not reporting students.	Number not reporting libraries.	Years in course.				
									Number not reporting.	Number with four years' course.	Number with three years' course.	Number with courses over four years.	Number having only elective courses.
Alabama .....	4	4	0	0	4	0	0	1	0	2	0	2	0
Arkansas .....	5	5	0	0	5	0	0	1	0	4	1	0	0
California .....	12	12	0	0	12	0	0	3	1	10	0	1	0
Colorado .....	2	2	0	0	2	0	0	1	1	1	0	0	0
Connecticut .....	3	3	0	0	3	0	0	0	0	3	0	0	0
Delaware .....	1	1	0	0	1	0	0	0	0	1	0	0	0
Georgia .....	6	6	0	0	6	0	0	0	0	5	0	1	0
Illinois .....	28	25	3	1	27	0	0	3	1	25	0	2	0
Indiana .....	16	14	2	0	16	0	0	1	0	14	0	2	0
Iowa .....	19	18	1	0	19	0	0	1	0	19	0	0	0
Kansas .....	8	8	0	0	7	0	1	1	0	6	0	2	0
Kentucky .....	13	13	0	1	12	0	0	1	0	10	0	3	0
Louisiana .....	7	7	0	2	5	0	0	4	2	3	0	2	0
Maine .....	3	3	0	0	3	0	0	0	0	3	0	0	0
Maryland .....	8	7	1	0	8	0	0	1	1	3	0	3	1
Massachusetts .....	7	7	0	1	6	0	0	1	0	6	0	1	0
Michigan .....	9	9	0	1	8	0	0	0	0	9	0	0	0
Minnesota .....	5	4	1	0	3	0	2	2	1	3	0	1	0
Mississippi .....	5	5	0	1	4	0	0	1	2	3	0	0	0
Missouri .....	17	17	0	3	14	0	0	4	2	11	1	3	0
Nebraska .....	3	3	0	1	2	0	0	0	0	3	0	0	0
Nevada .....	1	0	1	1	0	0	0	1	1	0	0	0	0
New Hampshire .....	1	1	0	0	1	0	0	0	0	1	0	0	0
New Jersey .....	4	3	1	0	4	0	0	1	0	3	1	0	0
New York .....	26	22	4	0	25	0	1	2	0	20	0	6	0
North Carolina .....	7	5	2	0	7	0	0	2	0	5	0	1	1
Ohio .....	34	34	0	3	31	0	0	4	0	28	0	2	0
Oregon .....	7	7	0	2	5	0	0	2	0	6	0	1	0
Pennsylvania .....	27	27	0	2	24	0	1	1	1	24	0	2	0
Rhode Island .....	1	1	0	0	1	0	0	0	0	1	0	0	0
South Carolina .....	7	7	0	0	7	0	0	1	0	6	0	1	0
Tennessee .....	21	21	0	1	20	0	0	2	1	16	0	4	0
Texas .....	11	8	3	3	8	0	0	2	1	9	0	1	0
Vermont .....	3	3	0	0	3	0	0	0	0	3	0	0	0
Virginia .....	8	8	0	0	8	0	0	0	1	3	1	0	3
West Virginia .....	4	4	0	0	4	0	0	0	0	4	0	0	0
Wisconsin .....	8	8	0	0	8	0	0	0	0	8	0	0	0
Dist. of Columbia .....	4	4	0	0	4	0	0	0	0	4	0	0	0
Utah .....	1	1	0	1	0	0	0	0	1	0	0	0	0
Washington .....	2	0	2	0	2	0	0	0	1	0	0	1	0
Total .....	356	337	21	24	309	0	5	44	18	289	4	22	5

TABLE IX.—Summary of statistics of


States and Territories.	No. of universities and colleges.		Preparatory department.					Number of students unclassified.	Collegiate department.					
			Students.						Corps of instruction.	Whole number of students.	Students in classical course.		Students in scientific course.	
			Total.	Male.	Female.	Preparing for classical course.	Preparing for scientific course.				Male.	Female.	Male.	Female.
Alabama.....	4	2	53	53	.....	.....	50	53	414	.....	.....	.....	.....	.....
Arkansas.....	5	4	6231	96	64	43	.....	18	102	24	10	.....	.....	.....
California.....	19	28	1,352	1,121	231	172	317	170	894	317	58	93	67	.....
Colorado.....	2	1	2104	36	18	26	26	9	13	9	1	.....	.....	.....
Connecticut.....	3	.....	.....	.....	.....	.....	.....	120	942	842	5	11	.....	.....
Delaware.....	1	5	56	32	24	6	2	5	50	27	8	.....	.....	.....
Georgia.....	6	6	221	472	49	72	11	44	441	355	19	10	1	.....
Illinois.....	22	71	22,612	1,551	732	555	725	103	201	2,241	2852	126	261	146
Indiana.....	16	41	21,440	887	427	472	358	102	152	1,326	3701	87	140	36
Iowa.....	19	34	1,818	1,160	640	344	352	71	130	1,263	381	170	178	133
Kansas.....	8	11	652	426	226	90	132	62	272	77	19	63	14	.....
Kentucky.....	13	18	876	663	213	267	126	76	771	2370	106	72	12	.....
Louisiana.....	7	7	227	104	33	56	.....	103	32	230	18	7	.....	.....
Maine.....	3	.....	.....	.....	.....	.....	.....	35	422	405	17	.....	.....	.....
Maryland.....	8	7	180	133	27	85	17	42	66	1,122	146	24	12	2
Massachusetts.....	7	1	370	370	.....	150	.....	125	1,710	1,531	37	22	.....	.....
Michigan.....	9	25	922	574	408	180	126	42	98	1,016	156	25	77	52
Minnesota.....	5	2	422	276	122	117	125	13	52	224	108	10	45	20
Mississippi.....	5	11	257	257	.....	43	15	.....	25	226	201	9	13	6
Missouri.....	17	32	1,170	1,024	146	222	172	157	1,226	200	22	43	35	.....
Nebraska.....	3	9	120	141	55	55	23	24	122	26	12	15	9	.....
Nevada.....	1	1	40	16	24	.....	.....	1	.....	.....	.....	.....	.....	.....
New Hampshire.....	1	.....	.....	.....	.....	.....	.....	20	315	246	.....	62	.....	.....
New Jersey.....	4	10	30	32	.....	7	6	53	663	511	.....	.....	.....	.....
New York.....	26	76	1,634	1,225	302	472	310	372	3,175	1,644	265	472	104	.....
North Carolina.....	7	5	222	226	33	142	30	42	722	361	.....	33	.....	.....
Ohio.....	34	75	23,622	2,450	922	922	921	271	2,761	1,202	103	413	323	.....
Oregon.....	7	12	741	265	356	143	226	22	242	117	63	42	24	.....
Pennsylvania.....	27	52	1,824	1,510	374	722	425	86	257	1,274	1,312	111	122	60
Rhode Island.....	1	.....	.....	.....	.....	.....	.....	16	242	122	.....	24	.....	.....
South Carolina.....	7	7	266	268	26	124	65	22	37	222	2	20	2	.....
Tennessee.....	21	45	1,206	1,207	522	222	252	112	1,400	242	62	87	42	.....
Texas.....	11	22	21,054	547	207	161	227	55	222	252	22	27	.....	.....
Vermont.....	3	.....	.....	.....	.....	.....	.....	15	122	112	8	65	.....	.....
Virginia.....	8	4	101	101	.....	65	11	62	1,004	121	.....	.....	.....	.....
West Virginia.....	4	2	122	116	6	42	80	25	222	152	37	42	.....	.....
Wisconsin.....	8	16	722	270	122	222	222	24	722	270	67	142	42	.....
Dist. of Columbia.....	4	12	202	272	22	122	5	24	144	222	.....	8	.....	.....
Utah.....	1	2	122	70	22	.....	.....	3	.....	.....	.....	.....	.....	.....
Washington.....	2	6	.....	.....	.....	.....	114	9	127	17	14	5	5	.....
<b>Total.....</b>	<b>352</b>	<b>622</b>	<b>22,222</b>	<b>12,421</b>	<b>6,772</b>	<b>6,576</b>	<b>5,621</b>	<b>1,352</b>	<b>3,222</b>	<b>20,222</b>	<b>14,152</b>	<b>1,651</b>	<b>2,724</b>	<b>1,122</b>

a Sex not reported in all cases.

b Classification not reported in all cases.







universities and colleges—Continued.

Collegiate department.		Volumes in libraries.				Property, income, &c.					
Special or optional students.	Number of graduate students.	Number in college libraries.	Increase in the last collegiate year.	Number in society libraries.	Value of grounds, buildings, and apparatus.	Amount of productive funds.	Income from productive funds.	Receipts for the last year from tuition fees.	Receipts for the last year from State appropriation.	Aggregate amount of scholarship funds.	
.....	.....	12,400	550	2,500	\$505,000	\$302,000	\$24,000	\$2,000	.....	.....	
9	.....	1,165	150	.....	42,000	19,000	1,900	5,100	.....	\$1,000	
119	49	43,610	1,100	11,165	1,492,000	870,000	116,055	103,400	\$25,000	.....	
.....	.....	2,000	900	.....	130,000	.....	15,000	.....	7,000	.....	
25	49	132,275	6,050	20,000	472,884	567,055	42,709	23,221	.....	.....	
13	2	6,500	150	2,000	75,000	.....	4,980	540	.....	.....	
14	4	22,213	690	8,100	610,000	505,000	42,300	20,900	16,000	2,800	
304	12	110,693	2,212	12,950	2,492,090	2,122,000	122,766	75,684	.....	23,000	
67	20	52,872	650	7,053	1,125,000	715,500	47,700	12,642	23,000	25,000	
29	14	42,510	3,145	6,681	1,197,000	632,027	53,700	41,280	23,600	10,500	
103	3	20,300	800	2,200	499,000	58,500	4,713	7,122	22,742	12,000	
8	6	22,719	822	14,502	642,500	426,400	25,470	37,413	600	21,000	
.....	.....	22,500	100	2,000	170,000	272,400	12,422	4,677	.....	.....	
.....	.....	29,000	429	14,600	720,000	721,222	26,050	12,572	.....	27,227	
43	42	29,100	200	900	290,500	3,027,570	121,734	2,202	40,065	.....	
12	81	227,920	12,722	12,412	1,250,000	4,222,317	304,107	212,650	.....	220,200	
102	15	52,240	3,250	5,900	1,022,450	577,242	72,222	22,222	77,100	22,000	
41	.....	12,604	3,122	1,312	222,270	507,227	42,021	5,122	12,200	6,122	
.....	7	2,200	150	2,000	421,000	70,000	3,222	3,200	22,000	.....	
21	22	24,222	1,222	2,700	1,122,500	722,000	122,122	51,222	.....	22,522	
45	6	2,700	450	200	212,000	22,000	.....	5,200	25,000	.....	
.....	.....	54,222	.....	.....	100,000	450,000	25,000	21,400	1,000	100,000	
.....	61	22,200	2,000	4,500	1,220,000	1,122,212	21,002	22,722	.....	25,000	
222	22	222,241	4,114	12,300	2,222,222	2,422,222	477,222	241,772	122,000	222,400	
72	.....	22,000	250	27,000	421,000	122,000	10,500	12,200	222	200	
212	16	222,221	2,144	41,422	2,222,222	1,712,122	177,101	22,722	22,000	121,500	
.....	2	2,120	120	1,200	277,000	122,722	15,600	11,222	.....	50,500	
71	20	122,502	2,772	70,222	4,472,500	3,454,000	121,422	120,242	.....	122,400	
7	14	21,000	.....	.....	.....	200,122	22,077	22,022	0	122,722	
.....	4	21,722	222	2,000	220,000	202,500	21,112	2,200	4,500	22,222	
22	13	42,227	1,222	2,722	1,247,500	1,122,000	72,222	22,222	1,022	27,000	
21	4	14,422	1,122	1,200	402,000	25,000	1,200	22,222	175	.....	
.....	.....	22,222	1,041	1,000	222,000	212,145	12,010	7,222	500	27,200	
22	2	72,522	222	22,200	1,222,000	222,200	21,222	22,022	20,000	12,000	
20	2	2,220	220	2,500	452,000	147,000	2,200	2,222	17,500	.....	
22	1	44,221	4,247	2,200	242,500	202,022	22,222	24,222	42,222	42,000	
.....	1	45,000	175	4,700	770,000	240,000	2,500	2,000	.....	12,240	
.....	.....	2,717	.....	.....	.....	.....	.....	3,070	2,000	.....	
.....	1	1,122	22	.....	100,000	5,000	500	2,000	1,000	.....	
1,222	202	2,122,222	42,222	272,222	22,271,212	27,071,222	2,242,222	1,222,422	222,277	1,712,422	

e Income only.

Summary of college entrance examinations in 1878.

Name.	Location.	Total number of candidates.	Number admitted.				Number rejected for deficiency in —							
			Without conditions.	Conditioned in —				Latin.	Greek.	Mathematics.	History and geography.	Two or more subjects.		
				Latin.	Greek.	Mathematics.	History and geography.							
St. Mary's College.....	San Francisco, Cal ..	80	a55	---	---	---	---	---	---	---	---	---	---	---
Trinity College.....	Hartford, Conn.....	41	15	6	12	7	10	0	0	0	0	0	0	9
Hedding College.....	Abingdon, Ill.....	75	50	10	5	0	8	0	0	0	0	0	0	0
University of Chicago..	Chicago, Ill.....	39	19	10	7	10	0	2	2	2	0	0	2	2
Lombard University...	Galesburg, Ill.....	20	2	11	7	0	0	0	0	0	0	0	0	0
Lincoln University.....	Lincoln, Ill.....	22	10	3	1	---	---	2	---	1	---	---	---	---
St. Joseph's Ecclesiastical College.	Teutopolis, Ill.....	60	60	---	---	---	---	0	0	0	0	0	0	0
Shurtleff College.....	Upper Alton, Ill.....	25	13	2	2	2	---	---	2	4	---	---	---	---
Bedford College.....	Bedford, Ind.....	32	21	4	2	4	1	---	---	---	---	---	---	---
Indiana University.....	Bloomington, Ind., ..	72	35	---	---	---	---	---	---	---	---	---	---	337
Franklin College.....	Franklin, Ind.....	8	4	0	4	0	0	0	0	0	0	0	0	0
Earlham College.....	Richmond, Ind.....	11	6	4	1	2	2	2	0	0	0	0	2	---
St. Meinrad's College ..	St. Meinrad, Ind.....	51	---	25	12	20	17	---	---	---	---	---	---	---
Upper Iowa University.	Fayette, Iowa.....	25	20	5	5	0	0	10	7	0	0	0	17	---
Simpeon Centenary College.	Indianola, Iowa.....	30	28	0	2	0	0	0	0	0	0	0	0	0
State University of Iowa.	Iowa City, Iowa.....	87	54	13	a17	2	5	3	0	2	0	4	---	---
Cornell College.....	Mt. Vernon, Iowa.....	40	---	---	---	---	---	---	---	---	---	---	---	---
Oakaloesa College.....	Oakaloesa, Iowa.....	222	---	80	52	100	100	2	0	0	0	0	2	---
Penn College.....	Oakaloesa, Iowa.....	168	168	0	0	0	0	0	0	0	0	0	0	0
Tabor College.....	Tabor, Iowa.....	26	26	0	0	0	0	0	0	0	0	0	0	0
Kentucky Wesleyan College.	Millersburg, Ky.....	30	(d)	---	---	---	---	---	---	---	---	---	---	---
St. Charles College.....	Grand Coteau, La.....	13	12	---	---	1	---	---	---	---	---	---	---	---
Bowdoin College.....	Brunswick, Me.....	43	15	15	16	10	1	---	---	---	---	---	---	3
Bates College.....	Lewistown, Me.....	46	34	8	8	8	8	4	4	4	4	4	4	4
Western Maryland College.	Westminster, Md.....	42	33	---	(9)	---	---	0	0	0	0	0	0	0
College of Liberal Arts, Boston University.	Boston, Mass.....	35	15	4	0	4	0	---	---	---	---	---	---	---
Williams College.....	Williamstown, Mass	92	50	15	24	10	---	5	6	5	---	---	---	---
Hope College.....	Holland, Mich.....	13	e13	---	---	---	---	---	---	---	---	---	---	---
Kalamazoo College.....	Kalamazoo, Mich.....	13	7	2	0	4	0	0	0	0	0	0	0	0
Carleton College.....	Northfield, Minn.....	18	7	6	5	4	3	---	---	---	---	---	---	1
Shaw University.....	Holly Springs, Miss.	20	20	0	0	0	0	0	0	0	0	0	0	0
University of Mississippi.	Oxford, Miss.....	314	---	---	---	---	---	---	---	---	---	---	---	---
Alcorn University.....	Rodney, Miss.....	37	29	6	6	6	4	7	7	2	0	8	---	---
Rutgers College.....	New Brunswick, N. J	41	22	2	4	12	5	---	---	---	---	---	---	3

a Includes number admitted to commercial department.

b In one or more subjects.

c Number conditioned in German.

d The majority admitted without conditions.

e Includes 1 admitted to partial course.

Summary of college examinations in 1878—Continued.

Name.	Location.	Total number of candidates.	Number admitted.				Number rejected for deficiency in—					
			Without conditions.	Conditioned in—				Latin.	Greek.	Mathematics.	History and geography.	Two or more subjects.
				Latin.	Greek.	Mathematics.	History and geography.					
College of New Jersey.	Princeton, N. J. ....	133	54	36	34	30	17	0	0	1	0	9
St. Stephen's College.	Annandale, N. Y. ...	7	5	6	6	1	0	1	1	1	0	1
Cenotus College.	Buffalo, N. Y. ....	69										
Hobart College.	Geneva, N. Y. ....	31	19	10	12	4	6	2	5	0	0	4
College of the City of New York.	New York, N. Y. ....	889	649	0	0	0	0	0	0	0	0	240
University of Rochester	Rochester, N. Y. ....	39	31	6	4	3	0	2	1	2	0	2
University of North Carolina.	Chapel Hill, N. C. ...	97	83	14	4	8	10					
Rutherford College.	Happy Home, N. C. ...	251		155	56	244	128	0	0	0	0	0
Hebrew Union College.	Cincinnati, Ohio. ....	7										4
Marietta College.	Marietta, Ohio. ....	23	9	2	11	8	3	0	0	0	0	0
Scioto College.	Scioto, Ohio. ....	100				50	20					
Urbana University.	Urbana, Ohio. ....	5	2	2		1						1
Otterbein University.	Westerville, Ohio. ...	44	8	14	5	7	4	2	2	0	0	0
McMinnville College.	McMinnville, Oreg. ...	92	82	10	8	50	48		1			4
Christian College.	Monmouth, Oreg. ....	75	75	0	0	0	0	0	0	0	0	0
Pennsylvania College.	Gettysburg, Pa. ....	45	16	8	17	5	24	9	9	8	8	9
Haverford College.	Haverford Coll., Pa. ...	22	14	5	2	3		3	4	2	2	4
Monongahela College.	Jefferson, Pa. ....	294	33									
University at Lewisburg.	Lewisburg, Pa. ....	18	12	2	2	2	0	0	0	0	0	0
Allegheny College.	Meadville, Pa. ....	52										
Mercersburg College.	Mercersburg, Pa. ...	12	9	0	3	0	0	0	0	0	0	0
Westminster College.	New Wilmington, Pa. ...	49	34	8	5	2	22	5	5	4		5
Western University of Pennsylvania.	Pittsburgh, Pa. ....	35	10	0	1	3	6	0	0	0	0	8
College of Charleston.	Charleston, S. C. ....	20	17		1	2						
Erskine College.	Due West, S. C. ....	20	14	2	2	2	0	0	0	0	0	0
Newberry College.	Newberry, S. C. ....	16	10	2	3	3	0	0	1	1	0	2
East Tennessee Wesleyan University.	Athens, Tenn. ....	146	128	7	4	19	0	0	0	0	0	0
Beech Grove College.	Beech Grove, Tenn. ...	96	0	37	23	68	57	0	0	0	0	0
King College.	Bristol, Tenn. ....	40		36	20	22						
Bethel College.	McKenzie, Tenn. ....	116		33	24	45		1	1			
Mosheim Institute.	Mosheim, Tenn. ....	25	11	7	7	0	0	0	0	0	0	0
Baptist College.	Mossy Creek, Tenn. ...	175		65	50	75						
Central Tennessee College.	Nashville, Tenn. ....	3		1		3	3					
Greeneville and Tusculum College.	Tusculum, Tenn. ....	104	56	28	20	48	0	2	3	7	0	12
Southwestern University.	Georgetown, Tex. ....	36		30	21	36	36					

a Conditioned in English studies.

b Of these, 81 entered the preparatory department.

c Conditioned in Anglo-Saxon.

XCIV REPORT OF THE COMMISSIONER OF EDUCATION.

Summary of college entrance examinations in 1878—Continued.

Name.	Location.	Total number of candidates.	Number admitted.				Number rejected for deficiency in—					
			Without conditions.	Conditioned in—				Latin.	Greek.	Mathematics.	History and geography.	Two or more subjects.
				Latin.	Greek.	Mathematics.	History and geog. raphy.					
Baylor University .....	Independence, Tex..	35	25	20	3	5	15	0	0	0	0	2
Austin College .....	Sherman, Tex. ....	67	52	10	4	55	31	4	5	0	0	2
University of Vermont and State Agricultural College.	Burlington, Vt. ....	23	16	5	5	3	0	3	2	2	0	4
Middlebury College....	Middlebury, Vt. ....	24	19	3	3	0	0	2	2	0	0	2
Norwich University ...	Northfield, Vt. ....	16	16	0	0	0	0	0	0	0	0	0
Shepherd College .....	Shepherdstown, W. Va.	50	50	0	0	0	0	0	0	0	0	0
Lawrence University ..	Appleton, Wis. ....	41	23	7	0	7	4	3	0	1	1	2
Beloit College.....	Beloit, Wis. ....	18	4	2	2	5	0	0	0	0	0	1
University of Wisconsin.	Madison, Wis. ....	175	69	16	14	37	19	8	5	12	6	13
Ripon College.....	Ripon, Wis. ....	12	3	2	0	5	4	0	0	0	1	1
Milton College.....	Milton, Wis. ....	11	11	0	0	0	0	0	0	0	0	0
Howard University....	Washington, D. C. .	1	1	0	0	0	0	0	0	0	0	0
Total .....		5,297	2,553	823	577	1,068	585	84	70	66	22	224

*Statistical summary of students in classical and scientific preparatory courses.*

States and Territories.	Number preparing for classical course in college.			Number preparing for scientific course in college.				Total reported.
	In academies (Table VI).	In preparatory schools (Table VII).	In universities and colleges (Table IX).	In academies (Table VI).	In preparatory schools (Table VII).	In universities and colleges (Table IX).	In preparatory departments of scientific schools (Table X).	
Alabama.....	43			5			104	152
Arkansas.....	11		43	10				64
California.....	46	34	178	86	167	317		894
Colorado.....	2	3	22		6	26		63
Connecticut.....	144	349		37	73			603
Delaware.....	65		6	40		3		114
Florida.....	28			10				38
Georgia.....	516		79	186		11		792
Illinois.....	64	102	335	53	54	725	142	1,715
Indiana.....	74	30	479	94		356	119	1,144
Iowa.....	144	11	344	110	1	352	73	1,026
Kansas.....			90			132		222
Kentucky.....	234	19	267	142	15	126		603
Louisiana.....	6		26				26	68
Maine.....	156	266		34	6			452
Maryland.....	131	21	65	26	5	17	16	330
Massachusetts.....	232	1,073	150	47	191			1,693
Michigan.....	12		160	8		166		366
Minnesota.....	129		117	63		165		493
Mississippi.....	40		43	6		15	121	265
Missouri.....	111		226	76		178	60	651
Nebraska.....	2		55	0		93	5	155
New Hampshire.....	176	451		21	36			684
New Jersey.....	190	36	7	63	13	6	35	369
New York.....	1,625	702	479	423	261	310		3,740
North Carolina.....	196		146	61		30		453
Ohio.....	430	365	983	94	102	221	133	3,029
Oregon.....	68		143	94		226	80	611
Pennsylvania.....	269	246	723	64	76	465	73	2,066
Rhode Island.....	27	175			30			232
South Carolina.....	47	20	124	14	0	65	240	510
Tennessee.....	312	20	220	123	30	253		1,038
Texas.....	76	10	161	53	15	267	75	667
Vermont.....	222	9		16				307
Virginia.....	67	151	66	36	26	11	161	573
West Virginia.....	15		42	2		86	25	264
Wisconsin.....	26	62	241	24	57	238		608
District of Columbia.....	35		123	4		5		167
Utah.....	24							24
Total.....	6,206	4,125	6,576	2,167	1,107	5,621	1,550	27,422

XCVI REPORT OF THE COMMISSIONER OF EDUCATION.

*Statistical summary of students in institutions for superior instruction (not including students in preparatory departments).*

States and Territories.	Number of students in colleges.	Number of students in schools of science.	Number of students in schools for the superior instruction of women.	Total number of students reported in these institutions.
Alabama.....	414	176	711	1,301
Arkansas.....	103	375	.....	477
California.....	894	212	336	1,442
Colorado.....	13	20	.....	33
Connecticut.....	942	194	190	1,326
Delaware.....	50	.....	68	118
Georgia.....	441	370	878	1,689
Illinois.....	2,241	274	991	3,506
Indiana.....	1,326	76	109	1,511
Iowa.....	1,263	205	229	1,697
Kansas.....	279	208	57	544
Kentucky.....	771	118	1,384	2,273
Louisiana.....	230	150	332	712
Maine.....	422	102	358	882
Maryland.....	1,132	416	389	1,937
Massachusetts.....	1,710	584	1,274	3,568
Michigan.....	1,016	239	120	1,375
Minnesota.....	234	4	122	360
Mississippi.....	326	11	686	1,023
Missouri.....	1,266	264	1,181	2,711
Nebraska.....	123	4	.....	127
Nevada.....	.....	.....	40	40
New Hampshire.....	315	84	256	655
New Jersey.....	663	160	352	1,175
New York.....	3,175	3,221	1,201	8,997
North Carolina.....	723	68	460	1,251
Ohio.....	2,761	162	1,048	3,971
Oregon.....	248	100	133	480
Pennsylvania.....	1,874	1,785	825	4,484
Rhode Island.....	243	24	.....	267
South Carolina.....	334	12	238	584
Tennessee.....	1,400	.....	1,318	2,718
Texas.....	230	475	636	2,041
Vermont.....	192	13	90	295
Virginia.....	1,004	783	1,017	2,804
West Virginia.....	266	14	178	452
Wisconsin.....	720	.....	189	909
District of Columbia.....	144	.....	.....	144
Washington.....	127	.....	.....	127
Total.....	30,368	11,603	18,115	60,086

The expansion of college instruction is one of the most important movements in the recent history of education. Its true nature has been somewhat obscured by the names applied to the courses of study, viz, classical and scientific or modern. Such set terms imply rigid distinctions which do not exist, since science is not wanting in



the old curriculum nor is it proposed, save by extremists, to exclude the classics from the new.

Changed conditions of society and industry and the rapid increase of knowledge in the direction of physical science gave new importance to the study of science and sociology, and the demand gradually arose that these studies should be advanced to an equality with the classics and mathematics. The demand was not confined to our own country, but, urged with equal force in Great Britain and on the Continent, its influence was acknowledged by the most conservative institutions; hence the question of adjustment engaged the attention of able men on both sides the Atlantic. Without doubt the discussion has contributed much more to the general advancement of education than appears in the experiments upon the particular matter at issue. In its progress the relations between mental development and specified studies have been subjected to keen analysis, valuable judgments concerning the various courses proposed have been elicited, the standard of requirements for instructors has been advanced, improved methods of instruction have been elaborated, and thus an elevating influence has been diffused through the profession; but, aside from these general effects, specific results can be traced in the history of those institutions which have taken the lead in the movement. Without sacrificing anything of the former curriculum, temporary provision for the new studies has been made, in most instances by a system of electives.

Previous to the year 1874, candidates for admission to Yale College were examined in English grammar, geography, Latin, Greek, and mathematics. The electives provided for interchange within that limited range and also allowed German to take the place of Greek in the third term of the junior and of either astronomy or Latin in the first term of the senior. It should be distinctly understood that the college course was not confined to these branches. In 1874-'75, the announcement was made by the faculty that a knowledge of the first principles of French would be required for admission. Though the letter of the provision has not been strictly observed, its spirit has been maintained by requiring students to pass an examination in French as a condition of further pursuing the study as an optional. In the scheme of optional studies for 1876-'77, the range of modern languages and literature, physics, and natural science, was much wider than had hitherto obtained in the college, and a further extension appears in 1877-'78.

In his report for 1866-'67, the president of Harvard College says:

In the academic department, the corporation and faculty have endeavored to conform in some respects to the public demand for a more free election of studies.

A similar demand occasioned more decided changes in the ensuing years, which are distinctly set forth in the catalogue for 1872-'73, and which were to go into effect in 1874, 1875, and 1876, respectively. They consisted of increased requirements for admission and a corresponding extension of the electives. The change in the requirements for admission is thus set forth in the president's report for 1875-'76:

The examinations in Latin and Greek have been greatly improved in subject matter and in method; the mathematical requisitions have been sensibly increased; English and either French or German have been added to the requisitions, and natural science has got a foothold in the scheme. Furthermore, the few persons by whom mathematics are, for any reason, preferred to the classics are permitted to offer certain advanced mathematics instead of portions of the Latin and Greek authors.

Such items, appearing at intervals in the catalogues, are indications of the endeavor "to satisfy the practical demands of the professions and avocations for which colleges have been the preferred nurseries," but they by no means present to those unfamiliar with the history of our educational progress the many and varied conditions involved in the changes. Prominent among these conditions are the proper studies preparatory to college and the standards of admission, the extension of the elective system, the students' choice of studies, the system of honors, the separation of scales of conduct and of scholarship, voluntary attendance upon recitations and lectures, and the relations between students and instructors.

These conditions have been freely discussed, not by mere theorists, but by the presidents and professors of colleges who are in charge of the transition experiments. The

elective system, as the widest and most hazardous departure from traditional methods, has excited chief attention.

In an essay on upper schools, Dr. McCosh, president of Princeton College, having considered the limitations of the old system which took every student "through the same course, in which were Latin, Greek, and mathematics, from the first year to the last," and the difficulties arising with the imperative demand for the new studies, "the terrible pressure upon the ardent students," and the superficial results in the case of the great body from an endeavor to include the new branches in the prescribed curriculum, says:

The contest has ended in many colleges in a power of selection being allowed. We are prepared to defend this liberty as gratifying tastes which ought to be gratified and securing scholarship in the branches for which the student has a taste. It is often a great relief to a student, after he has gone through the discipline of the freshman and sophomore classes, to be allowed to go off the beaten tracks into paths chosen by himself. But this privilege should be kept within very stringent limits.

Rev. Dr. Peabody, of Harvard University, discussed the elective system in an address delivered before the National Educational Association in 1874. He saw the necessity of a new order of things in the amount of study embraced in the undergraduate curriculum, which had, he affirmed, "been quadrupled," and he advanced in favor of electives substantially the following reasons:

The prescribed range of study has not, as it formerly had, "the characteristics of a liberal education." "It is only by many added years of study and reading that one can now put himself into what used to be the position of a newly created bachelor of arts. But in a limited number of elected subjects one may, by concentrated and diligent study, make himself in three years, if not an eminent scholar, at least a proficient, deserving of respect and confidence for his acquisitions, and, though with much yet to learn, fit to teach, to direct, to occupy a position of trust." Again, "the elective system is the best possible preventive and cure for poor scholarship." Moreover, it expands and elevates the whole scope of college studies, effecting results which could not be dreamed of under the old system. "The *Mécanique Céleste*, the masterworks of German philosophy, the practical chemistry and physics of the laboratory, the critical analysis of Plato's dialogues, the sources and contemporary illustrations of the *Inferno*, the familiar use of text books in Latin, German, and French as of corresponding books in English, are certainly within the desirable range of university studies, but utterly beyond the possibilities of a required course." The elective system "gives opportunity for the thorough study of some departments that properly come within the scope of a university education which yet can neither be required of all nor adequately pursued by a few, unless they have full space and time conceded to them in the curriculum." "Again, the elective system is, in the highest degree desirable for the intellectual life, growth, and enhanced working power of professors and teachers."

The changes, however, thus far admitted in the old colleges are regarded chiefly as experiments leading the way to the application of like principles in respect to study and discipline in a readjustment of all grades of academic, collegiate, and university work. "It is high time," says Prof. B. L. Gildersleeve, "to recognize practically the difference between college and university work, as those terms are or ought to be understood in this country — the difference between the stage of mere appropriation, and the stage in which appropriation becomes assimilation and assimilation results in constructive effort. The curriculum must be simplified for the college side; the elective principle must be the norm of the university side. There must be no such incongruous blending of the two as is seen all over the country, so that it would not be hard to point out institutions in which college work is done on university principles and university work on college principles. There are things that must be learned by a dead pull, and no amount of scientific preparation will be of any practical avail; and, on the other hand, there are high ranges that cannot be traversed without the discursive faculty."

Dr. Peabody sees in the increased demand upon colleges the necessity for a more extended ante-collegiate work. He says:

The minute drill in the classical languages, the rudiments of the modern tongues, the simple elements of the natural sciences, algebra, geometry, and plane trigonometry, and especially the capacity of writing English correctly, ought to belong to the preparatory school, and it only remains for the colleges to assign to them that place.

Whatever may be the final adjustment of college work, a change has been effected in the teacher's relation which promises to be permanent and which is generally approved. The tendency is toward division and specialization of labor, limiting each professor to a single department. The elective system draws into classes those who have a preference, arising in most instances from an aptitude, for the particular subject of study and thus secures the teacher the influence of "full and hearty receptivity." Says Dr. Peabody:

His class exercises will rather assume the form of familiar conversations and discussions on the subject matter of the lesson. He will prepare himself for every meeting with his class by careful thought and by collecting all the illustrative materials within his range of reading and reflection. By this ever new action of his mind on his class work, he will not move in a routine, but in a constantly enlarging spiral, and every year will find him better fitted for his work than ever before.

It is true that during the transitional period the professors of some of the richest of the institutions which have conformed to the new demands are groaning under the onerous duties imposed by the enlarged curriculum, and in many less favored thoroughness in a few subjects has given place to a smattering in many. These are the extremes to be avoided.

The relation between teachers and pupils also promises to become more sympathetic and intimate. With the multiplication of subjects and closer relations between the student's pursuits and practical affairs the teacher must exercise more and more the advisory function. He will concern himself about the adaptations and inherent abilities of the pupil, and advise him as to subjects and methods best suited to his condition.

Some have feared that in this readjustment of college courses the classics would be sacrificed, but the present tendency is toward greater thoroughness and a more extended range in classical studies; nor under the elective system is the number of students who take the modern in place of the classical course sufficiently large to create any apprehension as to the future influence of classical study. The prevalent views on this subject are well represented in the subjoined letters from Professors Hæckel and Zarncke, of which a translation is also given:<sup>1</sup>

JENA, October 18, 1875.

ESTEEMED COLLEAGUE: In compliance with your request, I have the honor to communicate to you, in short, the opinions which I have formed during fifteen years in my career as university professor relative to the reform of academic and secondary education.

It seems to me that we should attach in this reform the greatest importance to the consideration that higher culture is not to be sought in the largest possible quantity and the most heterogeneous possible quality of knowledge, but in the most careful possible development of thinking and reasoning.

In our period, when the extraordinary improvement of all the means of utilitarian instruction supplied by the natural sciences, the refinement of all wants, and the rise

<sup>1</sup>These letters came to the Office through Professor Adler, who intended, if he could command the time, to make a report to the Office giving the results of his observations on this subject while visiting institutions in Europe:

JENA, d. 18. October 1875.

HOCHGEREHETER HERR COLLEGE! Entsprechend dem von Ihnen geäußerten Wunsche beehre ich mich, Ihnen nachstehend in Kürze die Ansichten mitzutheilen, welche ich mir im Laufe meiner 15-jährigen akademischen Lehrthätigkeit bezüglich der Reform des akademischen und des Gymnasial-Unterrichtes gebildet habe.

Das Hauptgewicht scheint mir bei einer solchen Reform darauf gelegt werden zu müssen, dass die höhere Bildung nicht in einer möglichst grossen Quantität und in einer möglichst verschiedenartigen Qualität des Wissens zu suchen ist, sondern in einer möglichst sorgfältigen Ausbildung des Denkens und Urtheilens. Gerade in unserer Zeit, wo die ausserordentliche Vervollkommnung aller durch die

of the polytechnic branches give the most extensive aid to practical materialism, I deem it especially necessary to point out the great advantages which we owe to the means of ideal instruction, and the care we should take to see that the rapidly multiplying branches of instruction do not crush and choke the student, but are mastered by him and made serviceable. For the highest aim does not consist in the quantity and variety of knowledge, but in the clearness and harmony of cognition, in the apprehension of the association of causes.

Concerning the importance of the training in the Gymnasien, I have to state that I belong to those who still see in the classical training as furnished by these schools the best foundation for all higher scientific education. I am especially of opinion that higher scientific education cannot dispense with a methodical study of the classical languages — Greek not less than Latin — and that it cannot be made good by a Realschul education. In comparing graduates of classical Gymnasien with those of Realschulen, I have always observed an intellectual superiority in the former, despite their defective knowledge, and I have even found during the teaching of my own speciality, zoology, that the former enter more easily into the higher and more general problems of science than the latter. I am, therefore, also against the admission of Realschul graduates to the medical studies, and I base this decision on my own experience. Although I was trained in a purely classical Gymnasium, where not much attention was paid to natural sciences (a little time was devoted to physics, &c.), I have nevertheless come to the conclusion that the better training of the Realschul students in natural sciences does not give them a lasting superiority in the medical studies, whereas their inferiority in history and languages causes them many disadvantages. But I will by no means exclude natural sciences from the Gymnasium; on the contrary, I think they can go together, to great advantage, with history and languages, of course in another form than is ordinarily the case. A general survey of the elements of natural sciences is certainly a most desirable part of all higher culture. I think, therefore, that, in the lower and middle classes of the Gymnasium, the elements of geography, the most important notions of physical geography, and, later, the most essential parts of the inorganic and organic natural body (without special descriptive physiology, however) could be treated, and in the higher classes the most important parts of physics (including the first elements of chemistry), geology (only the principal notions: origin and age of the earth, history of the creation), and general anthropology (outline of the structure of the human body, human races and languages, in connection with the history of the primitive ages). I think the first ele-

Naturwissenschaft dem Leben zugeführten *realen* Bildungsmittel, die Verfeinerung aller Bedürfnisse, der Aufschwung der polytechnischen Fächer dem praktischen Materialismus den grössten Vorschub leistet, scheint es mir besonders notwendig, die grossen Vorzüge hervorzuheben, die wir den *idealen* Bildungsmitteln verdanken, und dafür Sorge zu tragen, dass der massenhaft anwachsende Bildungstoff den Lernenden nicht unterdrückt und erstickt, sondern von ihm beherrscht und dienstbar gemacht wird. Denn nicht die Masse und Mannichfaltigkeit der *Kenntnisse*, sondern die Klarheit und Harmonie der *Erkenntnis*, das Verständnis des *Kausalzusammenhanges* ist das höchste Ziel.

Anlangend die Bedeutung des *Gymnasial-Unterrichts*, so geböre ich zu denjenigen, welche in der durch denselben ersuchten *classischen* Bildung immer noch die beste Grundlage für jede höhere wissenschaftliche Ausbildung erblicken. Namentlich bin ich der Ansicht, dass ein methodisches Studium der *classischen Sprachen*, — Griechisch nicht minder als Lateinisch — für letztere nicht zu entbehren ist und nicht durch Real-Bildung ersetzt werden kann. Ich habe bei Vergleichung solcher Studenten, welche auf classischen Gymnasien und solcher, welche auf Real-Gymnasien vorgebildet waren, stets die geistige Ueberlegenheit der ersteren, — trotz ihres mangelhafteren Wissens — wahrgenommen und selbst beim Unterrichte in meinem Specialfache, der Zoologie, gefunden, dass die ersteren leichter in die höheren und allgemeineren Probleme der Wissenschaft eindringen als die letzteren. Ich bin daher auch gegen die Zulassung von Real-Abiturienten zum medicinischen Studium, welches ich aus eigener Erfahrung beurtheilen kann. Obgleich Zögling eines rein classischen Gymnasiums, in welchem sehr wenig Naturwissenschaft (etwas Physik etc.) getrieben wurde, habe ich mich doch überzeugt, dass die bessere naturwissenschaftliche Vorbildung der Realschüler ihnen beim medicinischen Studium kein *dauerndes* Uebergewicht verleiht, wogegen ihnen die historisch-sprachliche Inferiorität selbst bei diesem Studium viele Nachtheile bringt. Damit will ich keineswegs die Naturwissenschaften vom Gymnasial-Unterricht ausschliessen. Im Gegentheil glaube ich, dass dieselben mit grossem Nutzen in Abwechslung mit dem historisch-sprachwissenschaftlichen Unterrichte betrieben werden können; freilich in anderer Weise, als dies gewöhnlich geschieht. Gewiss ist eine allgemeine Uebersicht über die Elemente der Naturwissenschaft, ein höchst wünschenswerther Bestandtheil jeder höheren Bildung. Mir scheint demnach, dass schon in den niederen oder mittleren Gymnasial-Classen gelegentlich der Elemente der Geographie das Wichtigste über die physische Beschaffenheit des Weltalls und der Erde gegeben werden könnte; späterhin das Wesentlichste über die anorganischen und organischen Naturkörper, (jedoch ohne specielle beschreibende Naturkunde) und in den höheren Classen das Wichtigste aus der Physik, (nebst ersten Elementen der Chemie) Geologie, (nur die Hauptzüge, Entstehung, Alter der Erde, Schöpfungsgeschichte,) und allgemeine Anthropologie. (Grundzüge des menschlichen Körperbaues, Rassen- und Sprachstämme, in Anlehnung an die Urgeschichte.) Ich meine, in wenigen

ments of this important knowledge of nature could be treated in a few hours to such a degree as is necessary for every cultivated person. I should always lay the greatest stress on the historical development and not on the knowledge of isolated parts.

Mathematics should retain its present position in the course of studies.

Now, as regards academic education, I deem it of the greatest importance that students do not at once take up exclusively their special branch, but attend during the first semesters also courses of general interest, especially on philosophy (history of philosophy), history, &c. Moreover, general anthropology, ethnology, the history of the creation, &c., would be of interest to all the faculties and contribute to general culture. The exclusive study of specialties should only begin with the third semester.

It will be of great advantage when, later, the practical academic studies, especially the technical and administrative branches, clinical medicine, &c., at least in their later and more special divisions, shall be excluded from the university and transferred to special high schools. This is, for example, already the case with the large hospitals (which the physician only visits after the completion of his course). The university must remain *universitas litterarum*.

These are, in short, my views, which differ, however, very much from those of most of my colleagues.

Excuse the fragmentary form of my letter: I am overburdened with work.

Very respectfully, yours,

ERNST HÆCKEL.

LEIPZIG, April 17, 1876.

ESTEEMED SIR: You desire me to give you a short *résûmé* in writing of the views which I expressed during our conversation this morning relative to the value of classical studies. I willingly comply with your request, since, as I presume, you only wish a brief statement of my views and not a detailed argument of the same, for which the necessary time is not at my disposal.

I first mention — which you doubtless know already — that I represent the modern languages and literature, especially German, and that I might have therefore every reason to be averse to the ascendancy of classical studies, and that I might wish a larger scope for modern literature.

The contrary is, however, the case. I am fully convinced that the educated world would bitterly repent it some day, if it should ever cease for a time to consider the study of classical antiquity the main source of all higher intellectual culture.

Stunden müßten sich die ersten Elemente dieser wichtigsten Naturkenntnisse so weit mittheilen lassen, als eigentlich für jeden Gebildeten nothwendig ist. Ueberall würde ich das Hauptgewicht auf die *historische Entwicklung* legen, nicht auf Einzelkenntnisse.

*Mathematik* würde ich im bisherigen Umfange des Unterrichts beibehalten.

Was den *akademischen* Unterricht anbelangt, so scheint es mir das Wichtigste, dass die Studierenden nicht sofort anschliesslich in das Specialfach eingehen, sondern in den ersten Semestern auch Collegia von generellem Interesse hören, namentlich *philosophische* Vorlesungen; (Geschichte der Philosophie,) *historische*, u. a. v. Auch allgemeine Anthropologie, Ethnographie, Schöpfungsgeschichte etc. werden für alle Facultäten von Interesse sein und zur Hebung der allgemeinen Bildung beitragen. Das *auschliessliche*, specielle Fachstudium dürfte erst vom dritten Semester an beginnen. Von grossem Vortheil wird es sein, wenn später die *praktischen akademischen* Studien, (besonders die technischen und Verwaltungsfächer, klinische Medicin etc.) — wenigstens in den letzten und speciellsten Abtheilungen, von der Universität ausgeschlossen und auf höhere Fachschulen verlegt werden. Mit den grossen Krankenhäusern z. B. — (die der Arzt erst nach vollendetem Studium besucht,) ist dies schon jetzt der Fall. Die Universität muss *Universität litterarum* bleiben!

Dies in Kürze meine Ansichten, die jedoch von denen meiner meisten Collegen sehr abweichen.

Entschuldigen Sie das Fragmentarische meines Briefes! Ich bin mit Arbeiten überhäuft.

Mit ausgezeichnetener Hochachtung Ihr ergebenster,

ERNST HÆCKEL.

LEIPZIG, d. 17. April 1876.

HOCHGEHRETER HERR! Sie haben den Wunsch ausgesprochen, ich möge Ihnen die Ansichten, welche ich heute Morgen in unserem Gespräche über den Werth des Unterrichtes in den classischen Sprachen äusserte, noch einmal brieflich kurz zusammenfassen. Gerne erfülle ich Ihren Wunsch, indem ich voraussetze, dass Sie eben eine kurze Darlegung meiner Ansichten wünschen, nicht eine ausführliche Begründung derselben, zu der mir die ausreichende Zeit nicht zu Gebote stehen würde.

Ich sende voraus, werüber Sie bereits orientirt sein werden, dass ich Vertreter der neueren Sprachen und Litteraturen, speciell des Deutschen bin, dass ich also allen Grund hätte, dem Uebergewicht der classischen Studien abgeneigt zu sein und zu wünschen, dass dem Studium der neueren Litteraturen ein grösserer Spielraum gewährt werden möchte. Dennoch ist das Gegenheil der Fall. Ich bin der festen Ueberzeugung, dass die gebildete Menschheit es einmal schwer bereuen würde, wenn sie selbstwillig aufhören sollte, das Studium des classischen Alterthumes als die Hauptquelle aller höheren Geistesbildung zu betrachten.

To whatever degree we may at present be superior to antiquity in some branches of science, in general intellectual culture, in keenness of thinking, in the freedom from prejudice in thinking, we are not superior. Under the influence of a religion which possesses the power of developing our heart splendidly, but which has always shown itself averse to impartial criticism and mental reflection, not even the natural sciences can preserve us from the errors into which all the ages have fallen which have turned away from antiquity. Look at history, and you will find that all the ages which have lost sympathy with antiquity have fallen into unrestrained subjective speculations, despite the creditable knowledge and progress which they were able to show during the same time. The revival of antiquity in the fifteenth century was the signal for the reinvigorating of the thinking mind, the strength of which has always been the greater the more it was connected with the thinking of the old world, especially with that of the Greeks.

I only need to remark, in passing, that with regard to art the old world was also superior in elegance of form to the modern development of art.

I should like to call this view, which favors the study of classical antiquity, the world historic view. There is a second one, which I call the pedagogic view. There is no better means of training the mind than the thinking and observing that the study of the classical languages necessitates. There is something mysterious in this result, and, still, an experience of many years has confirmed it. I am member of two examining boards, one of which examines young men who have received their training in a Gymnasium, on a classical basis, while the other young men are without this foundation. The latter are very often superior to the former in knowledge, but when mental maturity has to be tested in written work the graduates of the Gymnasium surpass those of other schools to such a degree that a comparison can scarcely be instituted.

This formal result is chiefly due to the Latin language, which differs most from modern languages on account of the absence in the former of the article and frequently of the particles, and which teaches, moreover, to accomplish much with imposing simplicity. The Greek language with its article and the richness of its particles, which gives to language a variety of shades, is much nearer to us.

The formal value of the classical languages is therefore especially to be sought in Latin, and I would never give up the free Latin composition. If this composition is well conducted and not degraded to the echoing of Ciceronian phrases, it may become

So sehr wir auch gegenwärtig in den einzelnen Wissenschaften dem Alterthum überlegen sein mögen, in der allgemeinen Geistesbildung, in der *Schärfe* des Denkens, in der *Unbefangenheit* des Denkens sind wir es nicht. Unter dem Einfluss einer Religion, die unser Gemüthsleben herrlich zu entfalten vermag, die aber der nüchternen Kritik und der Ueberlegung des Verstandes sich stets abgeneigt gezeigt hat, vermögen selbst die Naturwissenschaften nicht, uns vor den Verirrungen zu schützen, in die alle Zeitalter verfallen sind, die dem Alterthume sich abwendeten. Lassen Sie uns einen Blick auf die Geschichte werfen und Sie werden finden, dass alle Jahrhunderte, die die Fühlung mit dem Alterthume verloren, in subjective Extravaganzen verfallen sind, trotz der respectablen Kenntnisse und Fortschritte, die sie zu gleicher Zeit in den Naturwissenschaften aufzuweisen im Stande waren. Die Wiedererweckung des Alterthumes im 15ten Jahrhundert war das Signal zur Wiedererstarung des denkenden Geistes, und seine Kraft ist stets um so bedeutender gewesen, je mehr er und in je weiteren Kreisen er an das Denken der alten Welt, zumal der griechischen, anknüpfte. Dass auf dem Gebiete der Kunst, die alte Welt auch der hentigen Kunstentwicklung in edler Form weit voraus war, brauche ich nur vorübergehend anzudeuten.

Ich möchte diesen Gesichtspunct, der für das Studium des classischen Alterthumes spricht, den weltgeschichtlichen nennen. Zu seiner Seite steht ein zweiter, den ich den pädagogischen nenne. Es giebt kein besseres Mittel zur Schulung des Geistes, als jenes Umdenken und Beobachten unseres Denkens, zu dem uns die Erlernung der classischen Sprachen zwingt. Es liegt etwas Geheimnisvolles in dieser Wirkung und doch hat eine langjährige Erfahrung mir dieselbe stets von Neuem bestätigt. Ich bin Mitglied zweier Prüfungsbehörden, von denen die eine es mit jungen Männern zu thun hat, die auf dem Gymnasium, also auf classischer Grundlage gebildet sind, während die anderen dieser Grundlage entbehren. Nun übertreffen die letzteren gar oft an Kenntnissen, aber da, wo die geistige Reife sich zu documentiren hat, in den schriftlichen Arbeiten, übertreffen die auf einem Gymnasium gebildeten jungen Männer die nicht dort Gebildeten in so hohem Grade, dass kaum ein Vergleich zulässig ist.

Diese formale Wirkung ist hauptsächlich der lateinischen Sprache zuzuwenden, die, weil ihr der Artikel fehlt und zu gleicher Zeit vielfach auch die Partikeln, nicht nur den modernen Sprachen am abweichendsten gegenüber steht, sondern auch lehrt, mit geringen Mitteln und mit grandioser Einfachheit, Bedeutendes zu leisten. Viel näher steht uns das Griechische mit seinem Artikel und mit seinem Reichtum an Partikeln, die die Rede mit reicher Nuändrung versehen. Daher beruht der formale Werth der classischen Sprachen besonders auf dem Lateinischen und ich würde den freien lateinischen Aufsatz nimmermehr aufgeben. Gut geleitet und nicht zu ciceronianischem Phraengeklänge gemisbraucht, kann er ein vorzügliches Mittel geistiger Schulung werden. Dagegen fällt, was ich den weltgeschicht-

an excellent means of intellectual training. What I call, however, the universal value of the study of classical antiquity is chiefly to be sought in the Greek language, for only the Greeks were especially productive in philosophy, art, and literature; the Romans always remained imitators of the Greeks.

Those of our young men who have the good fortune to acquire the highest and most perfect education should therefore begin with the study of the classical languages. They should learn to read pretty fluently and to understand the Greek authors, especially Homer, the tragic writers, Plato, and the orators; they should, moreover, learn to think more clearly and to recast their thoughts in a new form by the study of Latin grammar and by writing Latin compositions.

The youth whose mind is thus trained will not have to repent the devotion of time to this study which might have been spent in the acquisition of knowledge that would have been of immediate use in life. Those who are thus trained will form the ideal centre of the nation; they will help to ennoble and to extend the whole intellectual life of the nation.

You find here a résumé of what a long life, which is not poor in experience, has taught me. You must be satisfied with a rapid sketch. I should have liked to go more into details, were I not overloaded with work of various kinds, for I should be glad if I could contribute a small share to make the foundation of culture on your continent productive in ideal results.

I am, with kind regards and the best wishes, yours, respectfully,

FR. ZARNCKE.

*Dean of the Faculty of Philosophy at the University of Leipzig.*

Institutions of recent foundation have been more readily adjusted to the new ideas than those long established. It is a fortunate circumstance that some of the richest endowments for educational purposes should have been donated just at this transition period, when it is easy to give new institutions the character best suited to present demands and the indications of future development. It is equally fortunate for the country that some of these endowments have been applied in sections not yet well supplied with educational facilities, and where the work of developing native resources must for a long time engage attention demanding particularly the scientific knowledge which now forms such an important part of college training. The tendency in the new institutions is not to copy rigidly after the pattern of the old, but to seek the best possible adjustment to the fields which they severally occupy. Johns Hopkins University has developed under conditions that foster rapid maturity and give to a new institution the dignity and force which in general time alone can impart. By means of its extensive laboratories, its relations with local institutions,<sup>1</sup> and its action

lichen Werth des Studiums des classischen Alterthums nannte, wesentlich dem Griechischen zu, denn nur das Griechenthum ist in Philosophie, Kunst und Litteratur wesentlich productiv gewesen, die Römer sind hierin Nachahmer der Griechen geblieben.

Also möge der Theil unserer Jugend, dem das Glück zu Theil werden kann, die höchste und vollkommenste Ausbildung zu erwerben, diese zunächst erlangen an der Hand der classischen Sprachen, als lerne die griechischen Schriftsteller mit einiger Geläufigkeit lesen und verstehen, vor Allem Homer, die Tragiker, Plato und die Redner; sie lerne ferner an lateinischer Grammatik und lateinischem Stil, ihre Gedanken klarer zurecht denken und umgessen in eine neue Form. Die geistig so gebildete Jugend wird es nicht zu bereuen haben, dass sie auf diese Gegenstände eine Zeit verwendet hat, die sie vielleicht hätte anfüllen können mit Erwerbung von Kenntnissen und Übungen, die ihr sofort im praktischen Leben von Nutzen gewesen wären. Sie wird den idealen Mittelpunkt der Nation bilden, sie wird das ganze Geistesleben dieser, veredeln und vertiefen helfen.

Sie finden hier in den Hauptpunkten zusammengefasst, was ein längeres, an Erfahrungen nicht armes Leben mich gelehrt hat. Nehmen Sie mit der flüchtigen Skizze fürlieb. Gern hätte ich ausführlicher und eingehender geschrieben, wäre ich nicht überlastet mit Arbeiten verschiedenster Art; denn es sollte mich freuen, wenn ich ein kleines Scherflein beitragen könnte, die Grundlage der Bildung auf Ihrem Continente, zu einer an idealen Früchten wahrhaft productiven, entfaltet zu sehen.

Mit freundlichem Grusse und den besten Wünschen für Ihre Weiterreise,  
Hochachtungsvoll Ihr ergebener,

PROF. DR. FR. ZARNCKE, D. Z.

*Decan der philosophischen Facultät der Universität Leipzig.*

<sup>1</sup> The university is so related to the following institutions as to secure their advantages for its students, namely: The Peabody Institute, having an endowment of \$1,250,000, a system of public lectures, a conservatory of music, an art museum, and a library of more than 67,000 volumes; the Library of the Maryland Historical Society; the Johns Hopkins Hospital; the Maryland Institute; the Maryland Academy of Sciences.

CIV REPORT OF THE COMMISSIONER OF EDUCATION.

In stimulating original investigation, its promise of taking a leading position in the department of physical science is being fulfilled. The publication of the results of original research has already placed it in the front rank of the universities of our country.

TABLE X.—SCHOOLS OF SCIENCE.

The following statement shows the number of institutions and departments of this class, with instructors and students, as reported to this Office each year from 1870 to 1878, inclusive. The numbers under 1873, 1874, 1875, 1876, 1877, and 1878 include the national Military and Naval Academies:

	1870.	1871.	1872.	1873.	1874.	1875.	1876.	1877.	1878.
Number of institutions....	17	41	70	70	72	74	75	74	76
Number of instructors....	144	303	724	749	609	758	793	781	909
Number of students.....	1,413	3,303	5,395	8,950	7,244	7,157	7,614	8,559	13,158

TABLE X.—PART 1.—Summary of statistics of schools of science.

States.	Number of schools.	Preparatory department.			Scientific department.			Number of State scholarships.	Number of other free scholarships.	
		Instructors.	Students.		Corps of instruction.	Students.				
			Male.	Female.		In regular course.	In partial course.			Number of graduate students.
Alabama.....	1	2	104	.....	8	174	.....	2	.....	
Arkansas.....	1	.....	.....	.....	9	a375	.....	100	.....	
California.....	1	0	0	0	14	122	25	5	0	
Colorado.....	b0	.....	.....	.....	.....	.....	.....	.....	.....	
Connecticut.....	1	.....	.....	.....	27	162	6	26	27	
Delaware.....	1	(c)	(c)	(c)	(c)	(c)	.....	.....	.....	
Florida.....	b0	.....	.....	.....	.....	.....	.....	.....	.....	
Georgia.....	2	2	(d)	(d)	17	370	.....	550	20	
Illinois.....	1	1	118	24	27	230	33	11	0	
Indiana.....	1	2	90	29	7	65	10	1	.....	
Iowa.....	1	.....	56	17	21	202	.....	3	0	
Kansas.....	1	.....	.....	.....	13	a308	.....	.....	.....	
Kentucky.....	1	.....	.....	.....	12	a118	.....	.....	.....	
Louisiana.....	1	.....	.....	.....	4	122	.....	.....	.....	
Maine.....	1	0	0	0	7	100	2	0	.....	
Maryland.....	1	3	16	0	7	46	0	0	.....	
Massachusetts.....	2	.....	.....	.....	48	227	173	18	106	
Michigan.....	1	0	0	0	8	207	31	1	0	
Minnesota.....	1	0	0	0	.....	4	0	0	0	
Mississippi.....	2	5	121	.....	3	11	0	0	.....	
Missouri.....	2	6	33	27	14	50	165	.....	.....	
Nebraska.....	1	.....	5	.....	4	4	.....	.....	.....	

a Total number in all departments.

b College not yet established.

c Reported with classical department (Table IX).

d Reported with students in regular course.



TABLE X.—PART 1.—*Summary of statistics of schools of science—Continued.*

States.	Number of schools.	Preparatory department.			Scientific department.			Number of State scholarships.	Number of other free scholarships.	
		Instructors.	Students.		Corps of instruction.	Students.				
			Male.	Female.		In regular course.	In partial course.			Number of graduate students.
Nevada.....	1	(a)	(a)	(a)						
New Hampshire.....	1				8	10		13		
New Jersey.....	1	0	0	0	11	38	6	40	0	
New York.....	1	0	0	0	40	317	(a)	(b)	0	
North Carolina.....	1				13	68	(a)	(a)		
Ohio.....	1		123	10	13	43	119			
Oregon.....	1	1	50	30	4	100		60		
Pennsylvania.....	1	4	57	16	12	64		2		
Rhode Island.....	1	0	0	0		24		(c)		
South Carolina.....	1	4	122	98	4	12				
Tennessee.....	1	(a)	(a)		(a)	(a)	(a)	(a)		
Texas.....	1		75			248	200	27		
Vermont.....	1	0	0	0	10	11	2	0	(a)	
Virginia.....	2	4	78	32	22	407	0	1	200	
West Virginia.....	1	3	85		18	14			36	
Wisconsin.....	1									
Total.....	41	37	1,153	283	411	4,153	772	97	1,025	
U. S. Military Academy.....	1	0	0	0	45	283				
U. S. Naval Academy.....	1	0	0	0	67	370	0	0	0	
Grand total.....	43	37	1,153	283	523	4,806	772	97	1,025	

a Reported with classical department (Table IX).

b 128 districts may each send a free scholar every year.

c The income of \$50,000, which has accrued from the national grant, at \$100 a scholarship annually.

TABLE X.—PART 1.—*Summary of statistics of schools of science—Continued.*

States.	Libraries.			Property, income, &c.				
	Number of volumes in general libraries.	Increase in the last school year.	Number of volumes in society libraries.	Value of grounds, buildings, and apparatus.	Amount of productive funds.	Income from productive funds.	Receipts for the last year from tuition fees.	Receipts for the last year from State appropriation.
Alabama.....	1,000		2,500	\$100,000	\$253,500	\$20,220	\$0	\$0
Arkansas.....	500	200		170,000	130,000	10,400		5,000
California.....	(a)	(a)	(a)	(a)	(a)	(a)	0	20,000
Colorado.....								

a Reported with classical department (Table IX).

CVI REPORT OF THE COMMISSIONER OF EDUCATION.

TABLE X.—PART 1.—Summary of statistics of schools of science—Continued.

States.	Libraries.			Property, income, &c.				
	Number of volumes in general libraries.	Increase in the last school year.	Number of volumes in society libraries.	Value of grounds, buildings, and apparatus.	Amount of productive funds.	Income from productive funds.	Receipts for the last year from tuition fees.	Receipts for the last year from State appropriation.
Connecticut.....	5,000				\$284,074			
Delaware.....	(a)	(a)	(a)	(a)	(a)	(a)	(a)	
Florida.....								
Georgia.....	(a)	650	625	\$90,000	247,000	\$20,510		\$10,000
Illinois.....	11,670	621	0	400,000	318,000	28,490	\$0	31,862
Indiana.....	2,000			300,000	337,000	16,850	1,439	6,500
Iowa.....	6,000			300,000	500,000	40,000		3,972
Kansas.....	2,500	40	350	95,263	228,687	16,465	0	5,800
Kentucky.....				150,000	165,000	9,900	1,500	
Louisiana.....	14,000				278,400	19,488		
Maine.....	3,783	131		140,000	131,500	8,200	24	6,500
Maryland.....			1,500	100,000		6,900	12,000	6,000
Massachusetts.....	1,500			550,000	383,000	23,317	48,302	8,096
Michigan.....	4,350	403	400	267,618	130,785	16,416	0	12,337
Minnesota.....	(a)	(a)	(a)	(a)	(a)	(a)	0	(a)
Mississippi.....								
Missouri.....	61,500	(a)	(a)	157,000	5,000	4,300	1,980	7,500
Nebraska.....	250			20,000				
Nevada.....								
New Hampshire.....	1,435			120,000	80,000	4,800		900
New Jersey.....	(a)		(a)	(a)	(a)	(a)	500	6,960
New York.....	10,000	100		(a)	(a)	(a)	(a)	(a)
North Carolina.....	(a)	(a)			(a)	(a)	2,200	
Ohio.....	1,200	200		1,000,000	500,000	30,000		15,800
Oregon.....				6,000	45,000	4,500		500
Pennsylvania.....	2,400	350	2,059	532,000	500,000		0	30,000
Rhode Island.....					50,000	3,248		
South Carolina.....	(a)			50,000	11,500			4,500
Tennessee.....	(a)	(a)	(a)	(a)	(a)	(a)	(a)	0
Texas.....			300	200,000	212,000	14,280		
Vermont.....	(a)	(a)	0	(a)	(a)	(a)	495	0
Virginia.....	2,763	169	603	303,050	230,000	23,159	220	10,329
West Virginia.....	(a)	(a)	(a)	(a)	(a)	(a)	(a)	(a)
Wisconsin.....								
Total.....	71,851	2,204	7,737	5,050,931	5,020,446	319,503	68,660	192,556
U. S. Military Acad'y	27,127	400		1,250,000				229,186
U. S. Naval Academy	20,186	939		1,226,490	0	0	0	(d)
Grand total....	119,164	3,543	7,737	7,527,421	5,020,446	319,503	68,660	424,742

a Reported with classical department (Table IX).

b For one institution only; the other is reported in Table IX.

c \$3,000 of this from leases of lands.

d Congressional appropriation.

## SCIENTIFIC INSTRUCTION.

CVII

TABLE X.—PART 2.—Summary of statistics of schools of science.

States.	Number of schools.	Preparatory department.		Scientific department.				Number of State scholarships.	Number of other free scholarships.	
		Instructors.	Students.		Corps of instruction.	Students.				
			Male.	Female.		In regular course.	In partial course.			Number of graduate students.
California .....	1				4	60				
Colorado .....	2				3		20			
Indiana .....	2									
Louisiana .....	1	7	28			28				
Massachusetts .....	5				53	160	4	2	20	
Missouri .....	1				11	41	6	0	0	
New Hampshire .....	2	0	0	0	18	71	1	2		
New Jersey .....	2	6	35		27	112	2	2	4	
New York .....	5				59	3,263	45	13		
Ohio .....	1									
Pennsylvania .....	6		(b)	(b)	35	1,695	16	8	40	
Texas .....	1									
Vermont .....	1									
Virginia .....	4	1	51		25	298	53	24	11	
Total .....	33	14	114		235	5,728	149	51	20	

States.	Libraries.			Property, income, &c.				
	Number of volumes in general libraries.	Increase in the last school year.	Number of volumes in society libraries.	Value of grounds, buildings, and apparatus.	Amount of productive funds.	Income from productive funds.	Receipts for the last year from tuition fees.	Receipts for the last year from State appropriation.
California .....								
Colorado .....	100	30		\$8,000			\$260	\$4,000
Indiana .....								
Louisiana .....								
Massachusetts .....	5,200	50		150,000	\$736,807	\$75,988	6,392	
Missouri .....				80,000				0
New Hampshire .....	2,000				160,000	9,500	3,200	
New Jersey .....	5,000	100	50	350,000	500,000	40,000	8,000	
New York .....	7,277			1,500,000	50,000			
Ohio .....								
Pennsylvania .....	31,559	955		625,000		9,710		
Texas .....								
Vermont .....								
Virginia .....	5,730	220	500	355,000	40,000	2,200	10,900	15,000
Total .....	54,866	1,355	550	3,068,000	1,466,807	137,398	28,752	19,000

a Not fully organized.

b Reported with students in regular course.

Prior to the act of Congress of 1862 donating public lands to the several States and Territories which should provide colleges for the benefit of agriculture and the mechanic arts, some twenty schools of science had been established, as the Rensselaer Polytechnic Institute, the Cooper Union Schools, the Lawrence, Sheffield, and Chandler Scientific Schools, the Polytechnic School of Washington University. "These," says Prof. D. C. Gilman, "showed the desire for an advanced education founded upon some other basis than the literature of Greece and Rome. They showed the willingness of rich men to give to scientific colleges; they showed the popular craving for what was vaguely termed, for want of a better word, a practical education."

By the act of 1862 the movement toward scientific training became national, the prospective institutions were sufficiently endowed for the initiatory stages, and each was free to suit its organization to the wants of its locality.

It is to be regretted that the institutions did not have from the start the benefit of public conferences of scholars and statesmen, of extended inquiries in regard to the wants of this country and the experience of others, and of such discussions respecting the changes which are possible and desirable in the national education as are now filling our periodicals. However, the scientific schools previously established had been organized and developed in accordance with strict scientific principles, and their example offered a powerful opposition to the influences which tended to hold the new schools to a lifeless routine of mechanical exercises on the one hand or to a feeble modification of the methods of classical colleges on the other.

The reports of the year indicate that the future of these institutions as schools of applied science, conducted according to the laws of intellectual progress and directed "to the liberal and practical education of the industrial classes," is assured, and that in the main the character of each school is to be determined by the material condition of the section in which it is placed. Thus in the East the tendency is to the training of engineers and scientific experts; in the great agricultural section of the West and South agriculture and horticulture receive most attention, while in the mineral region of the Pacific section mining and metallurgy are made prominent.

Even where these special tendencies are marked, other branches of scientific and industrial instruction have also received attention proportionate to the demand. In Massachusetts the Institute of Technology, thoroughly organized and vigorously maintained, supplies the kind of instruction best suited to the advancement of the arts and industries demanded in the State. Botany is more generally required than heretofore, as affording the proper and natural introduction to the study of biological chemistry, zoölogy, and palæontology. The biological laboratory has been furnished with a variety of microscopes and accessory apparatus, and affords unusual facilities for both preparatory and advanced study. The working library of the professor in charge, which contains many valuable monographs as well as the more comprehensive works, is at the service of the students.

The State agricultural college has not been so well supported as the Institute of Technology, but it has, nevertheless, accomplished valuable results. In their report of 1878, the trustees say that it is easy to demonstrate that the college, with its scientific professors, excellent farm, live stock, laboratories, and apparatus, may accomplish great good by the trial of new implements, seeds, fertilizers, methods, and by original investigations. The analyses and inspections of fertilizers, which are constantly going on under the direction of Professor Goessman, are worth more to the farmers of the State than the entire expense of carrying on the college, and the experiments of Professor Stockbridge upon the use of chemical fertilizers have been very valuable.

The Japanese government took the Massachusetts agricultural college as the model for a similar institution in its own territory, and President Clark was granted leave of absence from May 15, 1876, to September 1, 1877, to superintend the location and development of the college at Sapporo, the capital of Hokkaido. The efforts of the Massachusetts professors at Hokkaido have led to the discovery of new and useful

plants and their introduction into the United States. Seeds of about thirty species were forwarded to the Arnold Arboretum in Boston, where they are now growing. The sum of \$1,000 was paid into the treasury by a friend of the college to be used in agricultural experiments, and in the spring a portion of the same was applied to experiments in forest trees. The Hills fund of \$10,000 for the promotion of botanical science was also paid into the treasury during the year. From the report of the board of visitors of Rutgers Scientific School, New Brunswick, N. J., it appears that the examination of the students and the inspection of the college farm proved highly satisfactory. The farm was bought, put in good order, and stocked by the trustees of Rutgers College in obedience to the State law, which required them to erect adequate buildings and to furnish and provide a suitable tract of land conveniently located for an experimental farm without "charge to the State." No money has yet been received from New Jersey towards the establishment or support of this agricultural college. The experimental farm cannot now be used for experiments unless additional means are provided to pay the cost. The agricultural college farm and the laboratories of the college supply the necessary location and appliances for a first class agricultural experiment station, and, in view of the great importance of such stations to the wants of progressive agriculture, the State board of visitors authorized a committee to proceed to Trenton and urge the necessary legislative action for an appropriation. The report includes a detailed statement of the condition and management of the farm for the year, and also a report on agriculture and agricultural teaching in Europe, by George H. Cook, appointed as a commissioner to the Paris Exposition.

In the reports of the western and southern institutions, the conduct and results of the agricultural departments are very fully set forth. The experimental farms and gardens appear as indispensable aids in the prosecution of the work. The Ohio State University has established a special three years' course in agriculture, which offers to the young farmer a practical and serviceable range of study. The experiments on the farm during the year were in hog-feeding, in the use of chemical fertilizers, and in deep plowing.

The model farm of Purdue University, La Fayette, Ind., contains about one hundred and fifty acres, including nursery, garden, campus, and planthouse. From the report of the Illinois Industrial University, it appears that the State has appropriated \$25,000 to the agricultural department for barns, tools, stock, &c., and \$20,000 to the horticultural for greenhouse, barns, drawings, tools, trees, &c., and \$3,000 for veterinary hall, stable, and apparatus. The college has for the illustration of practical agriculture a stock farm of 410 acres, provided with a large stock barn; also, an experimental farm of 180 acres. The experimental department exhibits field experiments in the testing of the different varieties and modes of culture of field crops and in the comparison and treatment of soils; it includes also experiments in agriculture and horticulture and in feeding stock.

A special division of the agricultural department of the State Agricultural College, Michigan, is the apiary. For this there is a separate building, with grounds on which grow varieties of honey producing plants.

In 1878, for the first time, funds were placed at the disposal of the Missouri Agricultural College for conducting experiments.

In the State Agricultural College, Manhattan, Kans., the farmers' course is made the main feature.

The department of agriculture of the Agricultural College, Maryland, is in charge of Prof. A. Grabowakii, PH. D., of the Wiesbaden Academy of Agriculture. Laboratory and field experiments looking to the most economical fertilizers and crops are made.

For several years past the work of the chair of agriculture in the University of Tennessee and State Agricultural College has been increasing beyond the capacity of any one professor, and by recent action of the board of trustees this chair has been divided and an additional professor is to be chosen. The college farm is in fine condition; it is designed to make it an example of the best modes of cultivation in the various departments of agriculture, with as little expense as is compatible with that end.

The Agricultural and Mechanical College of Kentucky was during the year detached from Kentucky University and placed upon an independent basis. It has, by agreement with Kentucky University, the sole and exclusive use of 100 acres of land of the Ashland and Woodland estates, and for every matriculate over one hundred one additional acre.

The college farm of the Agricultural and Mechanical College, Alabama, has always been, both in its extent and in the character of its soil, poorly adapted to the wants of the college; yet upon this small area and its poverty stricken soil very satisfactory experiments have been made in the production of the staple crops of the country. Especial attention has been directed to an improvement in the method of growing cotton so as to lessen the cost of production. It is alleged that these experiments have demonstrated that even upon the average land of the State cotton can be made at about one-half the cost reported by the Commissioner of Agriculture in 1876, viz, 9.9 cents per pound.

In connection with the agricultural course the subject of veterinary medicine is receiving increased attention in all these institutions.

While thus addressing themselves to one of the great purposes for which they were founded, viz, "the benefit of agriculture," there has been marked advance in the general organization of these schools and in their preparation for efficient work in science and mechanics. The multiplication and extension of laboratories, the collection of libraries and of museums of technology and natural history, and of art galleries, as in the case of the Illinois Industrial University, are preparing them to exercise an important influence in the development of the natural resources, the arts, and the industries of our country. As their advantages have been extended impartially to both sexes they take a leading place in the movement for the better education of women. Here, as in other directions, their action is influenced by local conditions.

From the report of the Massachusetts Institute of Technology we learn that at the request of the Women's Educational Association of Boston, and with their generous coöperation, new laboratories have been provided for the special instruction of women. The design is to afford every facility for the study of chemical analysis and industrial chemistry, of chemistry as related to vegetable and animal physiology, and of mineralogy and biology.

The School of Domestic Science in the Illinois Industrial University provides a full course of instruction in the arts of the household and the sciences relating thereto. The subjects pursued are food and dietetics, domestic hygiene, household esthetics, household science, domestic economy, home architecture, landscape drawing, and greenhouse work.

The Woman's Industrial Department of the Kansas Agricultural College has accomplished excellent results. During the year 58 students were taught in the different branches of ordinary family sewing by hand and by machine and 10 thoroughly drilled in cutting and fitting by chart; two classes were also taught in the kitchen laboratory.

In the minds of those who have especial interest in the problem of technical education the Worcester Free Institute stands as a type of the advanced idea of education in its most popular and practical sense; hence, the close of its first decade seems a fitting time for the review of its history:

The Worcester Free Institute was founded by John Boynton, esq., of Templeton, who gave the sum of \$100,000 for the endowment and support of a free school or institute, to be established in the county of Worcester for the benefit of the youth of that county. Hon. Stephen Salisbury extended the original purpose by a gift of \$200,000, with special reference to enabling the institute to receive students who are not residents of the county of Worcester; and it was resolved, May 10, 1869, "that there shall be allowed and paid, out of the treasury of the Commonwealth, the sum of \$50,000" to the Worcester County Free Institute, in consideration of which grant the institution "shall annually receive 20 pupils, and instruct them during the entire course free of tuition;

such pupils to be selected by the board of education from the different counties in the Commonwealth, except that none shall be taken from Worcester County."

The institution arose from a conviction that there is need of a system of training boys for the duties of an active life, which is broader and brighter than the popular method of "learning a trade" and more simple and direct than the so-called "liberal education."

It follows, in general, the plan of the polytechnic schools of Europe, with such obvious modifications as are rendered necessary by new conditions; but it gives special prominence to the element of practice in technical training. For the acquisition of practical familiarity with different branches of applied science the same facilities are offered as in the best schools of technology elsewhere; in mechanics shop practice is added to the course and incorporated in it.

The Washburn Machine Shop, the gift of Hon. Ichabod Washburn, of Worcester, offers unusual facilities for obtaining a practical knowledge of the use of tools and the management of machines.

Boynton Hall, erected by the citizens of Worcester, contains a chapel, chemical and physical laboratories fully provided with apparatus and models for instruction and practice, and two commodious drawing rooms, one for freehand, the other for mechanical drawing, with model rooms, where are the best French and English plates, manuscript drawings, models, casts, &c. There is a full set of instruments for the use of the civil engineers. The institute has come into possession of the celebrated Chevallier universal microscope, and of the Fairbanks testing machine, which was on exhibition at the Centennial.

A small library of books of reference belongs to the institute; Green library, containing 45,000 volumes, is open to the students, and the library of the American Antiquarian Society, of 60,000 volumes, is accessible to students who are making special researches.

The following statement is from the paper prepared by Prof. Charles O. Thompson, senior member of the faculty, for the information of the trustees of the institute:

Ten years have elapsed since the formal opening of the institute, November 12, 1868. It seems to be a convenient time to call the attention of the trustees to the results thus far achieved, and to state the wants of the institution in a more explicit manner than that of the catalogue. Ten years was the time spoken of by Hon. Emory Washburn and Dr. Sweetser, in my first interview with them, as the proper limit of the experimental stage of our history, and the event has justified the forecast of those wise friends of the school. The results of the experiment form the ground of the propositions which I wish to submit to the trustees; and, though these results do not decide all the questions which arise concerning our work, they clearly demonstrate the importance and necessity of the work.

Without encumbering this paper with unnecessary details, it is necessary to state—

- (1) The institute has provided an instructor for every ten or twelve students.
- (2) The course of study offers 128 weeks of instruction in three years, and for beginners in mechanics 20 weeks in addition to this.
- (3) This instruction has covered the vital parts of technological training. This is evident from the fact that the graduates have occupied, and in numerous instances have held through the hard times, positions which are sought and occupied by graduates of other schools of technology, without any suggestion of inferiority of preparation.
- (4) The institute has given instruction to 389 young men of an average age of 17½ years at entrance, and has graduated 168, or 44 per cent. The average annual expenditure has closely approached \$25,000, and the annual number of graduates 21; so that the cost per graduate is nearly \$12,000.
- (5) The graduates have generally sought, secured and followed the positions for which the training of the institute has specially prepared them; but enough of them have entered broader fields of knowledge to demonstrate the soundness of the pedagogical ideas which have regulated their education here.
- (6) Of the 168 graduates, almost all are leading virtuous lives.

It was found soon after the shop was opened that the time allotted to practice was not enough to enable us to fulfil, in every case, our promise that our graduates should not suffer in respect to skill in handicraft and general serviceableness when compared with the average apprentice from the shops. Consequently the apprentice class was organized, in which absolute beginners receive five months of shop training before beginning their full course in September.

The rule has always been strictly enforced that all who apply for admission in September must show an amount of mechanical knowledge equal to that of the men—

CXII REPORT OF THE COMMISSIONER OF EDUCATION.

bers of the apprentice class. This has tended to create a pressure for admission to the apprentice class.

Again, the great decline in the demand for civil engineering has naturally turned the attention of young men towards mechanics, and of course towards the apprentice class, thus increasing the demand for admission to it.

Again, it has been the constant effort of all the officers of the institute to give prominence to our facilities for the technical training of mechanics. This is the only school in the country where a manufacturing shop, with its innumerable direct and indirect advantages and its great attractiveness to a certain class of young men, is found. This feature of the institution is spoken of and watched with more interest than any other. The inevitable result is an increased demand for its advantages, and of course an increased pressure on the apprentice class.

We are mainly devoted to the service of mechanics. It is not surprising, but, on the contrary, an evidence of the clearness with which our plan is seen by the community, that the number of students in all other departments put together—i. e., chemistry, civil engineering, physics, and drawing—should about equal that of the mechanics. The whole number of students in the institution, therefore, is not likely to be more than twice that of the mechanics—i. e., more than twice that of the apprentice class.

The graduating exercises of the ninth class were held July 10, 1878. The class numbered 18 members, and was an excellent one, the average standing being higher than that of any previous class. Addresses were delivered by ex-Governor Bontwell, Governor Rice, Professor Thompson, and Hon. Stephen Salisbury, president of the board of trustees.

TABLE XI.—SCHOOLS OF THEOLOGY.

The following is a comparative statement of the number of schools of theology (including theological departments) reporting to this Bureau each year from 1870 to 1878, inclusive, with the number of professors and number of students :

	1870.	1871.	1872.	1873.	1874.	1875.	1876.	1877.	1878.
Number of institutions....	80	94	104	110	113	123	124	124	125
Number of instructors.....	339	369	435	573	579	615	586	564	577
Number of students.....	3,254	3,204	3,351	3,838	4,356	5,234	4,268	3,965	4,320

Statistical summary of schools of theology.

Denomination.	Number of schools.	Number of professors.	Number of students.
Roman Catholic .....	17	91	932
Protestant Episcopal.....	16	68	268
Baptist.....	16	65	802
Presbyterian.....	15	79	655
Lutheran.....	13	38	265
Congregational.....	10	75	359
Methodist Episcopal.....	8	49	404
Unsectarian.....	4	20	101
Christian.....	3	7	78
Reformed.....	3	9	58
United Presbyterian.....	3	9	56
Cumberland Presbyterian.....	2	6	13
Free Will Baptist.....	2	10	41
Methodist Episcopal (South).....	2	8	68
Reformed (Dutch).....	2	5	32
Universalist.....	2	10	49
African Methodist Episcopal.....	1	6	8
Mennonite.....	1	4	50
Methodist.....	1	.....	.....
Moravian.....	1	4	28
New Church.....	1	5	3
Unitarian.....	1	6	20
United Brethren.....	1	3	30
Total.....	125	577	4,320



TABLE XI.—Summary of statistics of schools of theology.

States.	Number of schools.	Corps of instruction.	Endowed professorships.	Students.				Libraries.		Property, income, &c.		
				Present number.	Resident graduates.	Present students who have received a degree in letters or science.	Graduates at commencement of 1878.	Number of volumes.	Increase in the last school year.	Value of grounds and buildings.	Amount of productive funds.	Income from productive funds.
Alabama	1	2	...	18	...	2	3	800	...	\$5,000	...	...
California	2	12	2	15	...	4	4	2,000	100	102,500	\$6,500	\$780
Connecticut	3	33	9	130	...	53	...	25,500	...	...	294,127	...
Georgia	2	4	...	194	...	...	3	558	55	5,000	...	...
Illinois	14	47	16	363	5	74	70	38,670	411	619,000	550,530	48,686
Indiana	2	3	...	52	...	...	13	5,000	...	...	...	...
Iowa	3	13	4	14	2	1	11	2,300	750	180,000	98,900	5,800
Kansas	1	1	...	2	...	...	...	2,500	...	25,000	0	0
Kentucky	6	12	4	171	...	37	25	19,100	425	33,500	182,884	10,900
Louisiana	2	2	...	27	...	...	...	300	...	...	...	...
Maine	2	10	5	33	...	26	16	23,400	300	90,000	150,000	6,000
Maryland	4	32	...	245	...	60	...	52,626	825	122,000	500	30
Massachusetts	7	58	18	318	5	125	76	76,600	1,703	578,825	1,151,415	80,522
Michigan	2	5	1	21	3	3	4	1,500	200	...	...	...
Minnesota	3	7	...	13	5	2	3	...	...	...	...	...
Mississippi	1	3	...	4	0	...	4	1,000	...	5,000	...	...
Missouri	3	13	1	139	1	...	5	12,500	...	40,000	40,000	2,000
Nebraska	1	3	...	5	...	1	10	500	...	10,000	...	...
New Jersey	4	32	9	270	...	173	80	76,200	2,297	738,500	1,127,000	68,423
New York	12	62	22	624	16	227	96	92,257	7,522	915,000	1,472,625	97,222
North Carolina	3	9	...	75	...	3	2	600	200	50,000	...	...
Ohio	14	62	11	402	6	119	87	51,475	1,235	805,000	440,000	31,600
Pennsylvania	17	64	27	405	18	125	127	90,227	3,423	755,375	1,114,434	61,633
South Carolina	2	4	...	22	...	25	10	18,223	...	30,000	...	...
Tennessee	5	21	5	126	1	7	7	5,106	12	40,000	625,200	47,342
Texas	1	9	0	12	0	...	0	...	...	...	...	...
Virginia	4	16	9	122	...	42	36	23,200	227	85,000	224,703	13,500
Wisconsin	2	18	1	220	...	...	22	6,500	1,050	150,000	25,000	2,000
District of Columbia	2	10	...	122	...	5	12	2,200	...	40,000	...	...
Total	125	577	144	4,252	63	1,126	226	655,202	22,022	5,424,710	7,603,852	462,504

TABLE XII.—SCHOOLS OF LAW.

The following is a statement of the number of schools of law reporting to this Bureau each year from 1870 to 1878, inclusive, with the number of instructors and number of students :

	1870.	1871.	1872.	1873.	1874.	1875.	1876.	1877.	1878.
Number of institutions....	22	30	37	37	38	43	42	43	50
Number of instructors....	99	129	151	152	161	224	212	175	192
Number of students.....	1,653	1,722	1,976	2,174	2,525	2,277	2,024	2,211	3,012

CKIV REPORT OF THE COMMISSIONER OF EDUCATION.

TABLE XII.—Summary of statistics of schools of law.

States.	Number of schools.		Students.			Libraries.		Property, income, &c.			
	Number of schools.	Corps of instruction.	Present number.	Present students who have received a degree in letters or science.	Graduates at the commencement of 1878.	Number of volumes.	Increase in the last school year.	Value of grounds and buildings.	Amount of productive funds.	Income from productive funds.	Receipts for the last year from tuition fees.
Alabama .....	2	5	13	4	15						
California .....	1	8	159	33				\$100,000	\$7,000		
Connecticut .....	1	11	68		27	8,000		10,000	600		
Georgia .....	2	7	10	2	9	600					\$405
Illinois .....	3	15	177	35	55						6,553
Indiana .....	2										
Iowa .....	3	13	145	27	103	2,204	240				6,160
Kentucky .....	3	9	49	22	22	2,201					2,400
Louisiana .....	2	8	42		5	28,000		\$15,000			2,000
Maryland .....	1	4	69	45	29						5,000
Massachusetts .....	2	21	311	181	99	17,000		58,247	8,155		38,833
Michigan .....	1	5	406		148	6,000					
Mississippi .....	1		6								
Missouri .....	3	12	111	19	45	3,075	40				5,560
New York .....	4	20	659	318	328	13,775	140				
North Carolina .....	2	2	20								
Ohio .....	2	5	118		56	1,408	300				5,800
Pennsylvania .....	3	5	151		23	300					7,670
South Carolina .....	1										
Tennessee .....	2	5	62		37	800		16,000			3,500
Texas .....	1	3	9		2						
Virginia .....	3	12	170		33	3,600					9,730
Wisconsin .....	1	11	50	13	18	1,097	166				1,451
District of Columbia .....	4	15	194	11	31	300	18	20,000			2,672
Total .....	50	196	3,012	703	1,162	86,560	904	51,000	168,247	15,755	102,734

TABLE XIII.—SCHOOLS OF MEDICINE.

The following is a comparative statement of the number of schools of medicine, dentistry, and pharmacy reported to the Office each year from 1870 to 1878, inclusive, with the number of instructors and students:

	1870.	1871.	1872.	1873.	1874.	1875.	1876.	1877.	1878.
Number of institutions .....	63	82	87	94	99	106	102	106	108
Number of instructors .....	222	750	726	1,142	1,121	1,172	1,291	1,472	1,337
Number of students .....	8,943	7,945	5,995	8,681	9,095	9,971	10,143	11,225	11,830

TABLE XIII.—*Summary of statistics of schools of medicine, of dentistry, and of pharmacy.*

States.	Number of schools.	Corps of instruction.	Students.			Libraries.		Property, income, &c.			
			Present number.	Present students who are college graduates.	Graduates at the commencement of 1878.	Number of volumes.	Increase in the last school year.	Value of grounds, buildings, and apparatus.	Amount of productive funds.	Income from productive funds.	Receipts for the last year from tuition and other fees.
<b>I. MEDICAL AND SURGICAL.</b>											
<b>1. Regular.</b>											
Alabama .....	2	14	39	.....	18	500	.....	\$125,000	.....	.....	\$3,230
California .....	2	20	101	11	41	.....	.....	75,000	.....	.....	12,427
Connecticut .....	1	12	60	.....	.....	.....	.....	.....	.....	.....	.....
Georgia .....	3	34	136	.....	43	4,800	.....	55,000	.....	.....	2,187
Illinois .....	3	54	580	30	176	.....	.....	124,000	\$14,000	\$3,300	36,000
Indiana .....	3	38	68	14	31	2,000	.....	7,500	.....	.....	8,050
Iowa .....	2	20	224	107	96	.....	.....	75,000	.....	.....	8,500
Kentucky .....	4	43	509	12	184	4,000	.....	8,000	3,500	.....	4,000
Louisiana .....	1	9	147	.....	.....	1,000	.....	100,000	.....	.....	14,330
Maine .....	2	21	110	9	24	4,800	.....	25,000	2,500	130	6,416
Maryland .....	2	22	349	.....	79	900	.....	90,000	20,000	.....	.....
Massachusetts .....	1	37	238	101	47	2,000	.....	.....	106,147	6,024	44,045
Michigan .....	2	28	419	28	86	2,250	200	105,000	.....	.....	10,190
Missouri .....	5	66	485	6	121	1,165	.....	102,000	1,000	100	32,133
New Hampshire .....	1	11	100	.....	23	1,200	.....	25,000	1,200	72	.....
New York .....	7	155	1,825	302	547	6,050	25	256,500	16,000	1,420	16,460
Ohio .....	7	96	877	12	302	4,300	250	141,000	.....	.....	19,040
Oregon .....	1	.....	.....	.....	7	.....	.....	.....	.....	.....	.....
Pennsylvania .....	3	103	1,026	.....	345	8,500	.....	250,250	50,000	3,000	41,500
South Carolina .....	1	8	71	.....	23	.....	.....	.....	.....	.....	3,400
Tennessee .....	4	52	483	.....	227	2,100	50	44,500	.....	.....	6,500
Texas .....	1	.....	.....	.....	.....	.....	.....	.....	.....	.....	.....
Vermont .....	1	13	108	6	33	.....	.....	.....	.....	.....	6,000
Virginia .....	2	19	96	.....	30	500	.....	50,000	.....	.....	4,000
District of Columbia .....	3	33	158	11	23	.....	.....	26,500	.....	.....	2,950
<b>Total .....</b>	<b>64</b>	<b>915</b>	<b>8,279</b>	<b>649</b>	<b>2,506</b>	<b>46,065</b>	<b>525</b>	<b>1,655,250</b>	<b>214,347</b>	<b>13,186</b>	<b>289,398</b>
<b>2. Eclectic.</b>											
Georgia .....	1	.....	.....	.....	.....	.....	.....	.....	.....	.....	.....
Illinois .....	1	14	50	2	28	.....	.....	40,000	.....	.....	.....
Missouri .....	1	9	.....	.....	35	.....	.....	.....	.....	.....	5,900
New York .....	2	20	191	21	25	3,000	.....	41,000	.....	.....	3,000
Ohio .....	1	8	207	.....	123	.....	.....	60,000	.....	.....	.....
<b>Total .....</b>	<b>6</b>	<b>51</b>	<b>448</b>	<b>23</b>	<b>211</b>	<b>3,000</b>	<b>.....</b>	<b>161,000</b>	<b>.....</b>	<b>.....</b>	<b>8,960</b>
<b>3. Homoeopathic.</b>											
Illinois .....	2	29	372	14	131	.....	.....	105,000	.....	.....	10,000
Massachusetts .....	1	32	149	13	42	2,000	.....	125,000	40,000	.....	9,951
Michigan .....	1	6	63	.....	.....	34,600	.....	.....	.....	.....	.....
Missouri .....	2	16	55	2	38	.....	.....	20,000	.....	.....	4,000

CXVI REPORT OF THE COMMISSIONER OF EDUCATION.

TABLE XIII.—Summary of statistics of schools of medicine, &c.—Continued.

States.	Number of schools. Corps of instruction.		Students.			Libraries.		Property, income, &c.			
			Present number.	Present students who are college graduates.	Graduates at the commencement of 1878.	Number of volumes.	Increase in the last school year.	Value of grounds, buildings, and apparatus.	Amount of productive funds.	Income from productive funds.	Receipts for the last year from tuition and other fees.
<i>Homoeopathic—Con.</i>											
New York.....	2	39	200	.....	66	200	.....	.....	.....	\$13,530	
Ohio.....	2	20	179	24	33	1,000	.....	\$59,000	.....	43,000	
Pennsylvania.....	1	16	197	35	53	2,000	.....	40,000	.....	15,000	
Total.....	11	158	1,215	88	363	39,800	.....	349,000	\$40,000	95,471	
<b>II. DENTAL.</b>											
Louisiana.....	1	.....	.....	.....	.....	.....	.....	.....	.....	.....	
Maryland.....	1	11	82	.....	21	.....	.....	5,000	.....	5,500	
Massachusetts.....	2	26	60	.....	20	25	.....	18,000	.....	10,046	
Michigan.....	1	9	62	20	14	150	50	15,000	.....	2,800	
Missouri.....	1	13	13	4	.....	.....	.....	.....	.....	800	
New York.....	1	16	86	4	11	80	10	.....	.....	7,308	
Ohio.....	1	9	50	.....	24	250	50	15,000	.....	4,000	
Pennsylvania.....	3	67	398	.....	121	.....	.....	15,000	.....	29,000	
Tennessee.....	1	10	22	0	7	.....	.....	.....	.....	1,280	
Total.....	12	161	701	28	218	505	110	68,000	.....	60,734	
<b>III. PHARMACEUTICAL.</b>											
California.....	1	4	53	.....	8	.....	.....	.....	.....	.....	
Illinois.....	1	5	60	.....	14	1,200	.....	3,000	.....	2,000	
Iowa.....	1	.....	.....	.....	.....	.....	.....	.....	.....	.....	
Kentucky.....	1	3	19	.....	28	.....	.....	8,000	0	1,500	
Maryland.....	1	3	60	.....	22	.....	.....	6,000	.....	.....	
Massachusetts.....	1	4	100	.....	80	500	.....	5,000	2,500	\$150	
Michigan.....	1	9	71	.....	22	.....	.....	.....	.....	.....	
Missouri.....	1	4	75	.....	16	.....	.....	6,500	.....	3,350	
New York.....	1	5	251	0	65	.....	.....	48,000	2,000	100	
Ohio.....	1	3	100	.....	.....	400	60	500	.....	3,025	
Pennsylvania.....	1	3	363	.....	118	3,000	150	78,000	16,000	1,550	
Tennessee.....	1	6	12	2	2	.....	.....	.....	.....	.....	
District of Columbia.....	1	3	23	.....	5	75	20	2,000	0	0	
Total.....	13	52	1,187	2	380	5,175	230	155,000	20,500	1,800	
<b>TOTALS.</b>											
Medical and surgical:											
Regular.....	64	915	8,279	649	2,506	46,065	325	1,685,250	214,347	13,186	
Eclectic.....	6	51	448	23	211	3,000	.....	161,000	.....	8,980	
Homoeopathic.....	11	152	1,215	88	363	39,800	.....	349,000	40,000	95,471	
Dental.....	12	161	701	28	218	505	110	68,000	.....	60,734	
Pharmaceutical.....	13	52	1,187	2	380	5,175	230	155,000	20,500	1,800	
Grand total.....	106	1,367	11,830	790	3,678	94,545	865	2,418,250	274,847	14,986	

TABLE XIV.—UNITED STATES MILITARY AND NAVAL ACADEMIES.

In Table XIV of the appendix will be found the statistics of the examinations of candidates for admission to the United States Military and Naval Academies for the year 1878.

TABLE XV.—DEGREES.

This Office is informed that the better colleges and universities of the country are becoming increasingly careful in the bestowal of honorary degrees. At the same time it is well known that the sale of diplomas by persons who have obtained control of collegiate and university charters by purchase or fraud is still going on. This disgraceful proceeding has already injured the reputation of American learning and the value of American degrees in other countries; but the Federal Government did not create the corporations which are causing this scandal and has no power to cancel their charters. It is for the authorities of the States to move in the matter and thus vindicate the honor of the nation and of American scholars.

The following summary of degrees in course and honorary conferred by reputable institutions of learning needs no further explanation :

TABLE XV.—Statistical summary of all degrees conferred.

	ALL CLASSES.		LETTERS.		SCIENCE.		PHILOSOPHY.		ART.	THEOLOGY.		MEDICINE.		LAW.	
	In course.	Honorary.	In course.	Honorary.	In course.	Honorary.	In course.	Honorary.		In course.	Honorary.	In course.	Honorary.	In course.	Honorary.
GRAND TOTAL .....	69,999	6,396	3,631	114	990	6	222	31	46	222	159	3,814	4	1,000	78
Total in classical and scientific colleges.....	66,367	6,388	3,015	111	977	6	222	31	43	115	157	1,022	1	981	78
Total in colleges for women.....	674	1	616	.....	13	.....	.....	3	.....	1	.....	.....	.....	.....	.....
Total in professional schools.....	2,958	7	.....	3	.....	.....	.....	.....	.....	107	1	2,732	3	119	.....
ALABAMA.....	129	13	81	4	12	.....	3	1	.....	.....	5	18	.....	15	3
Classical and scientific colleges.....	69	13	39	4	12	.....	3	1	.....	.....	5	.....	.....	15	3
Colleges for women.....	42	.....	42	.....	.....	.....	.....	.....	.....	.....	.....	.....	.....	.....	.....
Professional schools.....	18	.....	.....	.....	.....	.....	.....	.....	.....	.....	.....	18	.....	.....	.....
ARKANSAS.....	6	1	6	.....	.....	.....	.....	.....	.....	.....	1	.....	.....	.....	.....
Classical and scientific colleges.....	6	1	6	.....	.....	.....	.....	.....	.....	.....	1	.....	.....	.....	.....
Colleges for women.....	.....	.....	.....	.....	.....	.....	.....	.....	.....	.....	.....	.....	.....	.....	.....
Professional schools.....	.....	.....	.....	.....	.....	.....	.....	.....	.....	.....	.....	.....	.....	.....	.....
CALIFORNIA.....	110	.....	36	.....	8	.....	19	.....	.....	2	.....	45	.....	.....	.....
Classical and scientific colleges.....	89	.....	36	.....	8	.....	19	.....	.....	.....	.....	19	.....	.....	.....
Colleges for women.....	.....	.....	.....	.....	.....	.....	.....	.....	.....	.....	.....	.....	.....	.....	.....
Professional schools.....	23	.....	.....	.....	.....	.....	.....	.....	.....	2	.....	26	.....	.....	.....
COLORADO.....	.....	.....	.....	.....	.....	.....	.....	.....	.....	.....	.....	.....	.....	.....	.....
Classical and scientific colleges.....	.....	.....	.....	.....	.....	.....	.....	.....	.....	.....	.....	.....	.....	.....	.....
Colleges for women.....	.....	.....	.....	.....	.....	.....	.....	.....	.....	.....	.....	.....	.....	.....	.....
Professional schools.....	.....	.....	.....	.....	.....	.....	.....	.....	.....	.....	.....	.....	.....	.....	.....

a Includes 74 degrees not specified.  
 b Includes 4 degrees not specified.  
 c Includes 33 degrees not specified.

d Includes 42 degrees not specified.  
 e There were also 494 graduates, upon whom in most cases diplomas were conferred.

CXVIII REPORT OF THE COMMISSIONER OF EDUCATION.

TABLE XV.—Statistical summary of all degrees conferred—Continued.

	ALL CLASSES.		LETTERS.		SCIENCE.		PHILOSOPHY.		ART.		THEOLOGY.		MEDICINE.		LAW.	
	In course.	Honorary.	In course.	Honorary.	In course.	Honorary.	In course.	Honorary.	In course.	Honorary.	In course.	Honorary.	In course.	Honorary.	In course.	Honorary.
CONNECTICUT .....	344	13	220	3	2	..	49	..	..	..	33	4	10	..	30	6
Classical and scientific colleges.	344	13	220	3	2	..	49	..	..	..	33	4	10	..	30	6
Colleges for women .....	..	..	..	..	..	..	..	..	..	..	..	..	..	..	..	..
Professional schools .....	..	..	..	..	..	..	..	..	..	..	..	..	..	..	..	..
DELAWARE .....	29	1	29	..	..	..	..	..	..	..	..	..	..	..	..	1
Classical and scientific colleges.	10	1	10	..	..	..	..	..	..	..	..	..	..	..	..	1
Colleges for women .....	19	..	19	..	..	..	..	..	..	..	..	..	..	..	..	..
Professional schools .....	..	..	..	..	..	..	..	..	..	..	..	..	..	..	..	..
FLORIDA .....	..	..	..	..	..	..	..	..	..	..	..	..	..	..	..	..
Classical and scientific colleges.	..	..	..	..	..	..	..	..	..	..	..	..	..	..	..	..
Colleges for women .....	..	..	..	..	..	..	..	..	..	..	..	..	..	..	..	..
Professional schools .....	..	..	..	..	..	..	..	..	..	..	..	..	..	..	..	..
GEORGIA .....	160	..	100	..	8	..	..	..	..	..	..	..	45	..	7	..
Classical and scientific colleges.	60	..	24	..	8	..	..	..	..	..	..	..	21	..	7	..
Colleges for women .....	76	..	76	..	..	..	..	..	..	..	..	..	..	..	..	..
Professional schools .....	24	..	..	..	..	..	..	..	..	..	..	..	24	..	..	..
ILLINOIS .....	828	25	218	13	103	..	18	2	3	..	34	6	404	..	48	4
Classical and scientific colleges.	376	24	186	13	103	..	18	2	3	..	9	5	43	..	14	4
Colleges for women .....	36	..	32	..	..	..	..	..	..	..	..	..	..	..	..	..
Professional schools .....	420	1	..	..	..	..	..	..	..	..	25	1	361	..	84	..
INDIANA .....	151	17	64	10	27	1	..	2	..	..	..	3	60	1	..	..
Classical and scientific colleges.	91	16	64	10	27	1	..	2	..	..	..	3	..	..	..	..
Colleges for women .....	..	..	..	..	..	..	..	..	..	..	..	..	..	..	..	..
Professional schools .....	60	1	..	..	..	..	..	..	..	..	..	..	60	1	..	..
IOWA .....	a371	17	81	9	68	..	12	..	..	..	1	5	100	1	103	2
Classical and scientific colleges.	285	16	81	9	68	..	12	..	..	..	1	5	90	..	103	2
Colleges for women .....	66	..	..	..	..	..	..	..	..	..	..	..	..	..	..	..
Professional schools .....	80	1	..	..	..	..	..	..	..	..	..	..	80	1	..	..
KANSAS .....	a38	5	16	..	16	..	..	..	..	..	..	4	..	..	..	1
Classical and scientific colleges.	a32	4	16	..	16	..	..	..	..	..	..	3	..	..	..	1
Colleges for women .....	..	1	..	..	..	..	..	..	..	..	..	1	..	..	..	..
Professional schools .....	..	..	..	..	..	..	..	..	..	..	..	..	..	..	..	..
KENTUCKY .....	d75	6	110	..	14	..	..	..	..	..	..	1	114	..	5	5
Classical and scientific colleges.	d77	6	47	..	13	..	..	..	..	..	..	1	..	..	5	5
Colleges for women .....	e64	..	63	..	1	..	..	..	..	..	..	..	..	..	..	..
Professional schools .....	114	..	..	..	..	..	..	..	..	..	..	..	114	..	..	..

a Includes 6 degrees not specified.

b Degrees not specified.

c Includes 32 degrees not specified.

d Includes 12 conferred on completion of commercial course.

e Includes 20 degrees not specified.

TABLE XV.—Statistical summary of all degrees conferred—Continued.

	ALL CLASSES		LETTERS		SCIENCE		PHILOSOPHY		ART.	THEOLOGY		MEDICINE		LAW.	
	In course.	Honorary.	In course.	Honorary.	In course.	Honorary.	In course.	Honorary.		In course.	Honorary.	In course.	Honorary.	In course.	Honorary.
LOUISIANA .....	689	84	12									65		4	
Classical and scientific colleges.	65	84												4	
Colleges for women .....	19		19												
Professional schools .....	65											65			
MAINE .....	134	8	89	4	17					2	2	26		2	
Classical and scientific colleges.	127	8	82	4	17					2	2	26		2	
Colleges for women .....	7		7												
Professional schools .....															
MARYLAND .....	250	6	42	1			4				4	175		29	1
Classical and scientific colleges.	28	6	24	1			4				4				1
Colleges for women .....	16		16												
Professional schools .....	204											175		29	
MASSACHUSETTS .....	834	90	383	5	88		13	20		41	7	158		101	2
Classical and scientific colleges.	740	90	383	5	88		13	20		39	7	96		101	2
Colleges for women .....															
Professional schools .....	94									2		92			
MICHIGAN .....	536	7	84	2	97	1	19	11		1	3	176		146	1
Classical and scientific colleges.	516	7	84	2	97	1	19	11		1	3	156		146	1
Colleges for women .....															
Professional schools .....	20											20			
MINNESOTA .....	28		17		11										
Classical and scientific colleges.	26		15		11										
Colleges for women .....	2		2												
Professional schools .....															
MISSISSIPPI .....	107	7	71	1	6		1				3			29	3
Classical and scientific colleges.	51	7	15	1	6		1				3			29	3
Colleges for women .....	56		56												
Professional schools .....															
MISSOURI .....	466	3	107	1	33	1	2			7	1	275		42	
Classical and scientific colleges.	152	3	66	1	27	1	2			7	1	8		42	
Colleges for women .....	47		41		6										
Professional schools .....	267											267			
NEBRASKA .....	10	1	8				2								1
Classical and scientific colleges.	10	1	8				2								1
Colleges for women .....															
Professional schools .....															
NEVADA .....															
Classical and scientific colleges.															
Colleges for women .....															
Professional schools .....															

a Includes 1 degree not specified.

b Degrees not specified.

TABLE XV.—Statistical summary of all degrees conferred—Continued.

	ALL CLASSES.		LETTERS.		SCIENCE.		PHILOSOPHY.		ART.	THEOLOGY.		MEDICINE.		LAW.	
	In course.	Honorary.	In course.	Honorary.	In course.	Honorary.	In course.	Honorary.		In course.	Honorary.	In course.	Honorary.	In course.	Honorary.
NEW HAMPSHIRE .....	59	6	8	...	20	...	...	...	...	...	3	23	...	...	3
Classical and scientific colleges.	43	6	...	...	20	...	...	...	...	...	3	23	...	...	3
Colleges for women .....	16	...	8	...	...	...	...	...	...	...	...	...	...	...	...
Professional schools .....	...	...	...	...	...	...	...	...	...	...	...	...	...	...	...
NEW JERSEY .....	243	6	192	...	51	...	1	...	...	...	3	...	...	...	2
Classical and scientific colleges	223	6	172	...	51	...	1	...	...	...	3	...	...	...	2
Colleges for women .....	90	...	90	...	...	...	...	...	...	...	...	...	...	...	...
Professional schools .....	...	...	...	...	...	...	...	...	...	...	...	...	...	...	...
NEW YORK .....	1,471	49	339	17	146	1	27	1	7	...	49	90	685	...	238
Classical and scientific colleges.	1,077	46	339	14	146	1	27	1	7	...	1	90	319	...	238
Colleges for women .....	...	...	...	...	...	...	...	...	...	...	...	...	...	...	...
Professional schools .....	394	3	...	3	...	...	...	...	...	48	...	346	...	...	...
NORTH CAROLINA .....	571	15	66	9	1	...	1	1	...	...	9	...	...	...	3
Classical and scientific colleges.	50	15	48	2	1	...	1	1	...	...	9	...	...	...	3
Colleges for women .....	521	...	18	...	...	...	...	...	...	...	...	...	...	...	...
Professional schools .....	...	...	...	...	...	...	...	...	...	...	...	...	...	...	...
OHIO .....	906	54	310	11	80	...	3	8	...	18	24	430	1	...	56
Classical and scientific colleges.	410	53	285	11	75	...	3	8	...	9	24	38	...	...	10
Colleges for women .....	30	...	25	...	5	...	...	...	...	...	...	...	...	...	...
Professional schools .....	466	1	...	...	...	...	...	...	...	9	...	401	1	...	56
OREGON .....	25	...	8	...	17	...	...	...	...	...	...	...	...	...	...
Classical and scientific colleges.	25	...	8	...	17	...	...	...	...	...	...	...	...	...	...
Colleges for women .....	...	...	...	...	...	...	...	...	...	...	...	...	...	...	...
Professional schools .....	...	...	...	...	...	...	...	...	...	...	...	...	...	...	...
PENNSYLVANIA .....	1,144	47	368	15	52	1	25	12	3	...	21	17	652	...	23
Classical and scientific colleges.	587	47	357	15	52	1	25	12	...	...	17	130	...	...	23
Colleges for women .....	14	...	11	...	...	...	...	3	...	...	...	...	...	...	...
Professional schools .....	543	...	...	...	...	...	...	...	...	21	...	522	...	...	...
RHODE ISLAND .....	85	5	79	1	...	...	6	...	...	...	2	...	...	...	2
Classical and scientific colleges.	85	5	79	1	...	...	6	...	...	...	2	...	...	...	2
Colleges for women .....	...	...	...	...	...	...	...	...	...	...	...	...	...	...	...
Professional schools .....	...	...	...	...	...	...	...	...	...	...	...	...	...	...	...
SOUTH CAROLINA .....	75	4	45	2	2	...	3	...	...	...	2	...	...	...	...
Classical and scientific colleges.	50	4	45	2	2	...	3	...	...	...	2	...	...	...	...
Colleges for women .....	...	...	...	...	...	...	...	...	...	...	...	...	...	...	...
Professional schools .....	25	...	...	...	...	...	...	...	...	...	...	25	...	...	...
TENNESSEE .....	510	14	191	1	29	...	4	...	2	13	11	234	1	...	37
Classical and scientific colleges.	266	14	81	1	29	...	4	...	2	13	11	100	1	...	37
Colleges for women .....	110	...	110	...	...	...	...	...	...	...	...	...	...	...	...
Professional schools .....	134	...	...	...	...	...	...	...	...	...	...	134	...	...	...

a Includes 8 degrees not specified.

b Includes 3 degrees not specified.



TABLE XV.—*Statistical summary of all degrees conferred—Continued.*

	ALL CLASSES.		LETTERS.		SCIENCE.		PHILOSOPHY.		ART.		THEOLOGY.		MEDICINE.		LAW.		
	In course.	Honorary.	In course.	Honorary.	In course.	Honorary.	In course.	Honorary.	In course.	Honorary.	In course.	Honorary.	In course.	Honorary.	In course.	Honorary.	
TEXAS .....	a46	7	27	3	.....	.....	6	.....	.....	.....	4	.....	.....	.....	.....	.....	
Classical and scientific colleges.	a31	7	19	3	.....	.....	6	.....	.....	.....	4	.....	.....	.....	.....	.....	
Colleges for women .....	15	.....	15	.....	.....	.....	.....	.....	.....	.....	.....	.....	.....	.....	.....	.....	
Professional schools .....	.....	.....	.....	.....	.....	.....	.....	.....	.....	.....	.....	.....	.....	.....	.....	.....	
VERMONT .....	64	6	29	1	2	.....	1	.....	.....	3	33	.....	.....	.....	.....	1	
Classical and scientific colleges.	62	6	27	1	2	.....	1	.....	.....	3	33	.....	.....	.....	.....	1	
Colleges for women .....	2	.....	2	.....	.....	.....	.....	.....	.....	.....	.....	.....	.....	.....	.....	.....	
Professional schools .....	.....	.....	.....	.....	.....	.....	.....	.....	.....	.....	.....	.....	.....	.....	.....	.....	
VIRGINIA .....	b195	18	93	6	42	.....	1	1	.....	.....	7	17	.....	.....	37	4	
Classical and scientific colleges.	165	18	69	6	41	.....	1	1	.....	.....	7	17	.....	.....	37	4	
Colleges for women .....	b30	.....	24	.....	1	.....	.....	.....	.....	.....	.....	.....	.....	.....	.....	.....	
Professional schools .....	.....	.....	.....	.....	.....	.....	.....	.....	.....	.....	.....	.....	.....	.....	.....	.....	
WEST VIRGINIA .....	16	.....	15	.....	1	.....	.....	.....	.....	.....	.....	.....	.....	.....	.....	.....	
Classical and scientific colleges.	13	.....	12	.....	1	.....	.....	.....	.....	.....	.....	.....	.....	.....	.....	.....	
Colleges for women .....	3	.....	3	.....	.....	.....	.....	.....	.....	.....	.....	.....	.....	.....	.....	.....	
Professional schools .....	.....	.....	.....	.....	.....	.....	.....	.....	.....	.....	.....	.....	.....	.....	.....	.....	
WISCONSIN .....	121	7	65	2	36	1	3	.....	.....	.....	3	.....	.....	.....	.....	17	1
Classical and scientific colleges.	109	7	53	2	36	1	3	.....	.....	.....	3	.....	.....	.....	.....	17	1
Colleges for women .....	12	.....	12	.....	.....	.....	.....	.....	.....	.....	.....	.....	.....	.....	.....	.....	.....
Professional schools .....	.....	.....	.....	.....	.....	.....	.....	.....	.....	.....	.....	.....	.....	.....	.....	.....	.....
DISTRICT OF COLUMBIA .....	80	4	22	.....	1	.....	1	1	.....	.....	2	23	.....	.....	.....	31	1
Classical and scientific colleges.	78	4	22	.....	1	.....	1	1	.....	.....	2	23	.....	.....	.....	31	1
Colleges for women .....	.....	.....	.....	.....	.....	.....	.....	.....	.....	.....	.....	.....	.....	.....	.....	.....	.....
Professional schools .....	2	.....	.....	.....	.....	.....	.....	.....	.....	.....	.....	2	.....	.....	.....	.....	.....

a Includes 13 degrees not specified.

b Includes 5 degrees not specified.

CXXII REPORT OF THE COMMISSIONER OF EDUCATION.

TABLE XVI.—*Summary of statistics of additional public libraries for 1878.*

States.	Number of libraries.	Number of volumes.	Volumes added during last library year.	Volumes issued during last library year.	Amount of permanent fund.	Total yearly income.	Yearly expenditures.	
							Books, periodicals, and binding.	Salaries and incidentals.
Alabama.....	1	834	834	1,470	\$0	\$867	\$581	\$250
Illinois.....	3	4,991	1,058	33,929		2,418	905	1,262
Massachusetts.....	2	7,010	1,314	56,237	15,000	1,466	1,716	1,496
Mississippi.....	1	300						
New Jersey.....	1	1,768	79					
New York.....	4	3,076	a174	b900		b73	b75	a616
Ohio.....	1	320	74	1,064	0	154	95	37
Pennsylvania.....	5	4,645	a654	a3,326			b16	a159
Rhode Island.....	2	929		b1,952			b7	b26
South Carolina.....	1	1,037	607	3,000	0	235	75	160
Wisconsin.....	1	411	1	850				
Total.....	22	24,621	4,795	101,621	15,000	5,213	3,452	4,006

a Two reported this item.

b Only one reported this item.

Adding the totals of the preceding summary to those of the statistics of 1877, of 1876, and of the Special Report on Public Libraries published by this Bureau in 1876 (see also the Report of the Commissioner of Education for 1875, p. cvii), we have the following aggregates for the libraries now reported:

Total number of libraries reported each having over 300 volumes.....	3,793
Total number of volumes.....	12,482,671
Total yearly additions (1,606 libraries reporting).....	462,619
Total yearly use of books (823 libraries reporting).....	9,308,403
Total amount of permanent fund (1,747 libraries reporting).....	\$6,776,497
Total amount of yearly income (928 libraries reporting).....	1,404,326
Total yearly expenditures for books, periodicals, and bindings (852 libraries reporting).	539,731
Total yearly expenditures for salaries and incidental expenses (723 libraries reporting).	746,281

It should be noted, however, that the figures for these items are but approximately true for the libraries of the country, inasmuch as they do not include the very considerable increase of the 3,64 libraries embraced in the Special Report on Public Libraries or the increase of the 124 libraries embraced in the Commissioner's Reports for 1876 and 1877 from the dates thereof to the present time.

TABLE XVII.—*Summary of statistics of schools for feeble-minded youth.*

	Name.	Number of instructors and other employes.	Number of inmates.			Number dismissed improved since opening.	Income.	Expenditure.
			Male.	Female.	Total.			
1	Connecticut School for Imbeciles.....	14	.....	.....	85	.....	\$14,975	\$14,975
2	Illinois Asylum for Feeble-Minded Children.	56	131	100	231	205	58,000	58,000
3	Iowa Asylum for Feeble-Minded Children.	22	70	60	130	4	15,600	15,600
4	Kentucky Institute for Educating and Training Feeble-Minded Children.	25	67	60	127	.....	26,000	26,000
5	Private Institution for the Education of Feeble-Minded Youth (Barre, Mass.).	40	53	21	74	140	.....	35,000
6	Massachusetts School for Idiotic and Feeble-Minded Youth.	20	49	41	90	.....	18,000	18,000
7	Hillside School for Backward and Feeble Children (Fayville, Mass.).	8	6	1	7	12	.....	.....
8	Idiot Asylum, Randall's Island, N. Y.	4	88	61	149	53	.....	.....
9	New York Asylum for Idiots.....	56	148	119	267	.....	46,810	47,067
10	Ohio Institution for the Education of Imbecile Youth.	100	303	209	512	201	94,904	78,670
11	Pennsylvania Training School for Feeble-Minded Children.	68	195	114	309	458	50,191	53,022
	<b>Total.....</b>	<b>422</b>	<b>1,110</b>	<b>786</b>	<b>1,961</b>	<b>1,073</b>	<b>324,480</b>	<b>348,622</b>

a Estimated.

CXXIV REPORT OF THE COMMISSIONER OF EDUCATION.

TABLE XVIII.—Summary of statistics of institutions for the deaf and dumb.

States.	Number of institutions.		Instructors.			Number under instruction during the year.			Total number who have received instruction.	Number of graduates who have become teachers.
	Total number.	Number of semi-mutes.	Total.	Male.	Female.	Total.	Male.	Female.		
Alabama .....	1	5	0	55	30	25	141	9		
Arkansas .....	1	3	0	47	27	20	135	1		
California .....	1	6	0	103	67	36	201	3		
Colorado .....	1	2	1	29	13	16	33	0		
Connecticut .....	2	19	1	273	168	105	2,237	*60		
Georgia .....	1	4	2	73	37	36	285	4		
Illinois .....	2	23	24	543	321	222	1,328	*13		
Indiana .....	1	17	4	370	220	150	1,211	*19		
Iowa .....	1	8	24	143	81	62	516	2		
Kansas .....	1	5	0	109	55	54	207	1		
Kentucky .....	1	5	1	90	45	45	668	12		
Louisiana .....	1	3	0	40	24	16	218	4		
Maine .....	1	2	0	12	5	7	14	0		
Maryland .....	3	12	2	143	91	52	248	3		
Massachusetts .....	2	17	1	173	82	91	323	0		
Michigan .....	2	213	2	237	127	110	2,675	.....		
Minnesota .....	1	6	3	108	72	36	212	2		
Mississippi .....	1	3	1	52	21	31	.....	1		
Missouri .....	2	11	2	220	127	103	528	5		
Nebraska .....	1	4	0	56	30	26	90	0		
New York .....	7	73	9	1,175	647	528	3,555	72		
North Carolina .....	1	215	2	2156	279	277	.....	8		
Ohio .....	2	27	6	523	314	209	1,757	.....		
Oregon .....	1	3	1	28	15	13	43	0		
Pennsylvania .....	3	27	3	462	275	187	1,928	12		
Rhode Island .....	1	3	.....	10	(10)	.....	.....	.....		
South Carolina .....	1	24	.....	241	(41)	.....	220	.....		
Tennessee .....	1	6	0	108	68	40	.....	0		
Texas .....	1	4	1	68	43	25	163	0		
Virginia .....	1	9	1	102	60	42	485	.....		
West Virginia .....	1	5	1	66	39	27	137	0		
Wisconsin .....	3	17	2	255	151	104	541	3		
District of Columbia .....	2	11	4	117	106	11	352	34		
Total .....	52	379	52	6,036	{ 3,440	{ 2,545	{ 18,222	261		

\* From Report of the Commissioner of Education for 1877.

a Three are deaf-mutes.

b Two of these are mutes.

c Including the department for the blind.

d For two years.

TABLE XVIII.—Summary of statistics of institutions for the deaf and dumb—Continued.

States.	Libraries.		Property, income, &c.			
	Number of volumes.	Increase in the last school year.	Value of grounds, buildings, and apparatus.	State appropriation for the last year.	Income for the year from tuition fees.	Expenditure for the year.
Alabama.....	500	.....	a\$40,000	a\$15,000	\$0	a\$13,000
Arkansas.....	100	25	35,000	b4,000	0	c19,155
California.....	.....	.....	a\$250,000	a\$6,000	1,050	a42,848
Colorado.....	60	45	12,000	7,000	0	8,500
Connecticut.....	2,300	.....	250,000	.....	4,000	52,743
Georgia.....	1,000	.....	30,000	12,000	0	15,000
Illinois.....	3,000	300	350,000	79,000	.....	79,000
Indiana.....	3,200	100	428,190	61,000	0	62,995
Iowa.....	900	80	100,000	a\$25,000	.....	.....
Kansas.....	150	0	41,027	16,150	0	16,150
Kentucky.....	1,200	30	125,000	20,000	0	.....
Louisiana.....	300	0	225,000	15,000	0	8,000
Maine.....	0	0	.....	1,225	490	1,500
Maryland.....	2,000	.....	270,000	33,000	175	32,193
Massachusetts.....	684	50	90,070	14,250	3,095	25,543
Michigan.....	a1,200	50	a\$52,134	a\$3,500	.....	a\$45,153
Minnesota.....	850	25	275,000	21,000	0	20,898
Mississippi.....	200	150	50,000	15,000	105	14,500
Missouri.....	600	0	105,000	40,500	0	32,711
Nebraska.....	436	100	36,000	13,062	0	8,890
New York.....	7,342	172	627,348	a\$165,941	112,263	265,726
North Carolina.....	a800	.....	a\$75,000	a\$2,500	0	a\$40,000
Ohio.....	2,500	100	500,000	83,000	.....	96,700
Oregon.....	0	.....	0	6,000	0	.....
Pennsylvania.....	5,040	.....	500,000	87,400	14,462	f101,959
South Carolina.....	.....	.....	a\$50,000	a\$0,000	.....	.....
Tennessee.....	150	50	125,000	24,561	0	24,561
Texas.....	400	100	40,000	14,720	.....	14,720
Virginia.....	a1,700	.....	a\$175,000	a\$35,000	.....	a\$35,103
West Virginia.....	320	0	a\$70,000	a\$22,000	0	a\$27,537
Wisconsin.....	1,000	100	100,000	30,000	1,800	33,641
District of Columbia.....	2,150	.....	650,000	g120,025	1,442	A122,273
Total.....	39,822	1,477	6,194,699	1,114,834	138,872	1,258,999

a Including the department for the blind.

f \$10,000 of this were invested in scholarships.

b For salaries, and \$150 per capita for subsistence. g Congressional appropriation, of which \$72,025 were for two years.

were for building.

d Also, \$40,000 for building.

A \$71,996 for building.

e Includes \$12,617 from counties of the State and \$1,275 from New Jersey.

## DEAF-MUTE INSTRUCTION.

The instruction of deaf-mutes is steadily advancing, and is no longer regarded as a charity, but as an essential part of a system of free education. More and more the claims of all classes of deaf-mutes, whether black or white, are recognized. Where the association of different races in the same institution is considered inexpedient, efforts are made for like accommodations and facilities in separate buildings. The course of instruction differs somewhat from that of the ordinary schools, partly because of the peculiar limitations of the pupils and partly by reason of the general introduction of industrial training. That the training of deaf-mutes should begin at an earlier age than has heretofore been assigned is an opinion steadily gaining ground and strongly supported by the success of the primary department of the Clarke Institution, at Northampton, Mass., to which pupils are admitted at five years of age. It is believed that Kindergarten methods may be advantageously employed in the earlier stages of deaf-mute instruction. The distinctive merits of articulation, lip reading, the sign language, and the manual alphabet continue to be earnestly discussed in the conventions of deaf-mute educators and in the reports and other publications of these institutions. Parents and relatives of deaf-mutes take deep interest in the experiments in articulation and lip reading, fondly hoping that this training may overcome in a greater measure than the sign language the disadvantages which the deaf-mute condition imposes. There is, perhaps, no considerable number of instructors of deaf-mutes who do not now attach a measure of importance to articulation and lip reading, but many of the most judicious instructors of deaf-mutes believe that a large proportion of those born deaf and dumb find it so difficult to acquire command of articulation and lip reading that if sign language were discarded their progress in general culture would be unwarrantably sacrificed.

The year has been an important one in the history of the Columbia Institution for the Deaf and Dumb. On the 16th of February the twenty-first anniversary of the institution was celebrated by the formal opening and occupation of the college building. An address was delivered by President Gallaudet containing interesting statements concerning the career of graduates. The work of the college is signally aided by the services many of its graduates are rendering.

Dr. M. B. Anderson, commissioner of the seventh judicial district of New York, in a report to the State board of charities on the education of deaf-mutes, presents in a forcible manner the present condition of that interest in the State. He embodies in his report the statement of Mr. Westervelt, principal of the institution in Rochester, concerning his methods of instruction and the considerations which led to their adoption, which statement is as follows:

This method of communicating instruction by the constant and uniform use of the manual alphabet has been introduced into the institution at Rochester the present year as an experiment, and thus far it promises well.

It has always been found difficult to teach deaf-mutes to compose with the same rapidity and ease as hearing persons, and to congenital mutes especially this difficulty has been a serious one. But practice, continued through years of holding all their communication with each other and their teachers in the language of common life by means of the manual alphabet, will evidently furnish them with a complete mastery of vocabulary and expression, and correct those peculiarities in their writings known as "deaf-mute-isms."

We appreciate the necessity of signs to illustrate, as pictures do, the meaning of words, but would not permit them to supplant words and language for purposes of communication. We would teach the pupil from the beginning to think in words by the use of the manual alphabet, and to this end we would use natural motions, signs, in much the same manner as a mother does in teaching her hearing child to speak. We would not limit the child in its use of language to the few hours usually spent in school room exercises, but would give him at every moment of his waking hours the help he needs to express his thoughts, his wants, in words, spelled by the fingers as other children utter their words by speech. We would give him words the moment he feels the need of expression.

We have employed, in accordance with this purpose, two teachers for the pupils admitted to our school this fall, who each take charge of the class one-half of the day,

every day of the week. During part of the time the pupils are under the restraint of school discipline; during the remaining hours of the day they have full liberty, under the supervision of the teacher—with her assistance, if it is desired—to play games and amuse themselves; one purpose being to devise new means and to use every method already practised to make interesting the work of acquiring language and to simulate, though with more rapid progression, the successive stages of development of a hearing child under home influences.

During the early period of deaf-mute instruction in this country the sign system was undoubtedly better suited to its necessities than any other. Then pupils were received at school at twelve or fifteen years of age, and educational privileges were limited. Now, by statutory enactment, pupils are admitted to school at six years, an age at which language is readily acquired, when memory is the most active mental faculty awakened. The general change of opinion regarding education, the greater importance as a question of political economy given to public instruction of the deaf as well as of those who can hear, has opened a new era in deaf-mute education.

The change in method from both signs and articulation to words and the manual alphabet as the foundation of all instruction was introduced as an experiment this fall. At the quadrennial convention of American instructors of the deaf and dumb, held at Columbus, Ohio, last August, the nature of this experiment was informally presented, and was given "God speed," it being considered that only by experiment could the merits of the theories be tested.

Any announcement of results would be premature. It is necessary that the little children be kept entirely separate from the older pupils, and until recently our buildings have not afforded opportunity to affect the result.

CXXVIII REPORT OF THE COMMISSIONER OF EDUCATION.

TABLE XIX.—*Summary of statistics of schools for the blind.*

States.	Number of schools.	Number of instructors and other employes.	Number of blind employes and workmen.	Number of pupils.	Number of pupils admitted since opening.	Libraries.	
						Number of volumes.	Increase in the last school year.
Alabama .....	1	2	0	11	30	50	20
Arkansas .....	1	13	5	32	130	600	.....
California .....	1	8	0	27	95	.....	.....
Colorado .....	(a)	.....	.....	.....	.....	.....	.....
Georgia .....	1	6	4	58	182	600	100
Illinois .....	1	34	.....	123	538	993	.....
Indiana .....	1	30	3	110	526	1,838	.....
Iowa .....	1	28	8	110	400	600	.....
Kansas .....	1	12	2	47	116	147	42
Kentucky .....	1	25	7	89	402	1,200	150
Louisiana .....	1	5	3	28	45	100	5
Maryland .....	2	17	5	66	232	275	35
Massachusetts .....	1	74	33	123	260	2,540	140
Michigan .....	1	211	.....	47	.....	(c)	(c)
Minnesota .....	1	9	2	21	42	360	23
Mississippi .....	1	.....	.....	.....	.....	.....	.....
Missouri .....	1	7	2	108	.....	.....	.....
Nebraska .....	1	9	2	23	35	100	100
New York .....	2	101	43	386	1,628	1,723	74
North Carolina .....	1	(c)	.....	2107	.....	(c)	(c)
Ohio .....	1	56	6	178	1,000	.....	.....
Oregon .....	1	2	.....	19	18	400	20
Pennsylvania .....	1	38	19	200	1,006	950	150
South Carolina .....	1	24	1	241	2200	.....	.....
Tennessee .....	1	15	7	52	221	1,421	.....
Texas .....	1	11	0	69	.....	.....	.....
Virginia .....	1	7	2	35	222	(c)	.....
West Virginia .....	1	2	1	21	48	100	.....
Wisconsin .....	1	21	2	20	278	1,050	20
Total .....	30	547	157	2,214	8,561	15,117	242

a School not yet opened.

b For both departments.

c Reported with deaf and dumb department. (See Table XVIII and summary.)

d For two years.



## SCHOOLS FOR THE BLIND.

CXXIX

TABLE XIX.—Summary of statistics of schools for the blind—Continued.

States.	Property, income, &c.				
	Value of grounds, buildings, and apparatus.	Amount of State or municipal appropriation for the last year.	Receipts from other States and individuals for the last year.	Total receipts for the last year.	Total expenditure for the last year.
Alabama.....	(a)	(a)	.....	.....	(a)
Arkansas.....	\$30,000	\$11,000	\$778	\$9,991	\$10,021
California.....	(a)	(a)	0	536,000	(a)
Colorado.....	.....	.....	.....	.....	.....
Georgia.....	80,000	13,500	125	10,250	9,802
Illinois.....	129,193	29,750	31,505	.....	29,670
Indiana.....	330,000 <sup>a</sup>	30,000	.....	32,800	31,405
Iowa.....	285,000	24,468	540	27,071	24,134
Kansas.....	30,000	10,240	0	10,240	10,200
Kentucky.....	90,000	19,920	.....	28,968	18,715
Louisiana.....	21,000	10,000	857	8,048	7,958
Maryland.....	255,000	12,525	5,430	25,955	22,959
Massachusetts.....	229,654	30,000	16,670	66,123	65,440
Michigan.....	(a)	(a)	.....	.....	(a)
Minnesota.....	25,000	6,000	0	.....	.....
Mississippi.....	.....	.....	.....	.....	.....
Missouri.....	100,000	21,000	0	.....	.....
Nebraska.....	18,000	8,700	.....	8,700	3,836
New York.....	691,232	90,321	14,215	244,539	239,561
North Carolina.....	(a)	(a)	.....	.....	(a)
Ohio.....	500,000	.....	.....	.....	40,553
Oregon.....	2500	2,000	.....	2,000	2,000
Pennsylvania.....	200,000	43,500	6,033	63,844	57,690
South Carolina.....	.....	(a)	.....	.....	.....
Tennessee.....	28,400	14,500	9	14,511	15,641
Texas.....	40,000	19,080	0	19,080	18,789
Virginia.....	(a)	(a)	.....	226,222	(a)
West Virginia.....	(a)	(a)	(a)	.....	(a)
Wisconsin.....	155,000	18,500	.....	19,017	18,573
Total.....	3,348,699	415,002	76,162	663,415	626,927

<sup>a</sup> Reported with deaf and dumb department. (See Table XVIII and summary.)

<sup>b</sup> For both departments.

<sup>c</sup> Value of apparatus only.

CCXX REPORT OF THE COMMISSIONER OF EDUCATION.

TABLE XX.—*Summary of statistics of reform schools.*

States.	Number in each State.		Number of teachers, officers, and assistants.	Number committed during the year.	Number discharged during the year.	Present inmates.			
	Male.	Female.				Sex.		Race.	
						Male.	Female.	White.	Colored.
Connecticut.....	2	12	23	206	192	259	130	362	27
Illinois.....	4	15	41	193	173	837	320	488	24
Indiana.....	3	18	30	373	340	339	175	441	48
Iowa.....	2	9	13	86	59	140	65	184	21
Kentucky.....	1	12	8	101	101	168	35	169	34
Louisiana.....	1								
Maine.....	1	7	9	32	36	141	0	137	4
Maryland.....	3	30	9	204	239	438	22	252	206
Massachusetts.....	14	76	62	855	912	1,320	221	1,311	68
Michigan.....	3	38	13	2,438	2,353	1,121	141	2,866	226
Minnesota.....	1	3	5	43	39	101	8	96	3
Missouri.....	1	15	7	145	152	189	75	209	54
New Hampshire.....	1	5	5	40	33	93	15	106	.....
New Jersey.....	3	32	16	123	96	316	37	319	34
New York.....	10	151	104	2,851	2,708	2,178	1,190	4,057	106
Ohio.....	6	32	21	492	546	1,006	314	693	73
Oregon.....	1								
Pennsylvania.....	4	39	35	513	414	706	181	680	207
Rhode Island.....	1	9	12	119	126	191	40	208	23
Tennessee.....	1					6	11	17	
Texas.....	1								
Vermont.....	1	6	7	34	56	102	20	118	4
Wisconsin.....	2	22	24	168	112	534	36	560	10
District of Columbia.....	1	12	9	67	52	174			
Total.....	68	543	453	9,063	8,742	10,870	2,096	12,777	1,174

REFORM SCHOOLS.

CXXXI

TABLE XX.—Summary of statistics of reform schools—Continued.

States.	Present inmates.		Number committed since establishment.	Libraries.		Annual cost of institutions.	Total annual earnings of institutions.
	Nativity.			Number of volumes.	Increase in the last school year.		
	Native.	Foreign.					
Connecticut.....	118	12	3,143	2,275	37	\$21,622	\$3,000
Illinois.....	227	265	2,257	1,025	303	46,000	23,660
Indiana.....	145	5	2,044	200	.....	22,991	22,355
Iowa.....	178	27	622	727	.....	17,975	.....
Kentucky.....	129	14	1,024	.....	.....	.....	.....
Louisiana.....	.....	.....	.....	.....	.....	.....	.....
Maine.....	.....	.....	1,524	1,400	.....	.....	.....
Maryland.....	451	9	3,522	1,650	.....	71,751	2,020
Massachusetts.....	1,005	129	12,422	7,222	372	174,222	14,172
Michigan.....	1,205	257	22,222	4,722	520	22,222	22,122
Minnesota.....	102	6	204	200	0	2,500	4,200
Missouri.....	125	10	4,010	500	.....	24,205	7,222
New Hampshire.....	20	12	222	250	40	20,200	4,200
New Jersey.....	122	14	1,212	212	.....	27,222	12,122
New York.....	2,222	222	22,122	2,200	220	222,122	22,222
Ohio.....	524	122	7,222	2,200	200	122,722	22,222
Oregon.....	.....	.....	.....	.....	.....	.....	.....
Pennsylvania.....	272	45	12,222	2,720	424	122,222	14,222
Rhode Island.....	217	14	2,222	2,000	15	20,222	4,222
Tennessee.....	17	.....	172	20	.....	1,220	1,220
Texas.....	.....	.....	.....	.....	.....	.....	.....
Vermont.....	22	20	224	220	.....	21,215	2,222
Wisconsin.....	427	122	1,712	200	.....	22,220	10,222
District of Columbia.....	.....	.....	222	400	222	22,122	1,222
Total.....	2,047	2,222	122,222	22,210	2,222	1,222,222	212,122

## CXXXII REPORT OF THE COMMISSIONER OF EDUCATION.

### SPECIAL SCHOOLS.

The following information respecting the means of fitting boys for the navy and merchant marine has been compiled from official sources :

#### SCHOOLSHIP ST. MARY, NEW YORK.

[Lieutenant Commander E. L. Phythian, United States Navy, commanding; 1879, Commander Henry Erben, United States Navy, commanding.]

During the summer of 1877 this schoolship made a voyage to Europe, touching at Lisbon and Madeira. She sailed from New York on the 15th of May, and returned to the waters of the United States on the 4th of August, having been fifty-six days actually at sea and under way. The number of boys on board during this voyage was 128, constituting the working crew of the vessel. From the 4th of August to the 25th of October, when the ship resumed her station in the East River, she was cruising in Long Island Sound. On the 15th of November, 1877, the regular annual examination was held on board by the officers of the ship, who had been the instructors of the pupils. Its general result was very satisfactory, the young men exhibiting every evidence of careful, systematic instruction in the ordinary duties of seamen, while the first or graduating class showed a very fair knowledge of the science of navigation and of the higher branches of study more particularly adapted to the practice of their vocation. The total number of pupils present for examination was 92, of whom 41 had completed the course of instruction. Of the first class the average age is 18 years, all of them fine looking neat lads in sound physical condition, sufficiently proving the satisfactory discipline and training of the school. For the boys of the graduating class places are to be found in ships sailing from the port of New York. At the previous examination 58 boys were graduated, of which number 41 went to sea before the mast, mostly in ships bound upon voyages to China and San Francisco. Reports from these boys, so far as received, are encouraging: a few of them are already serving as third mates and several are promised mates' positions at the termination of their present voyages.

During the winter months the ship lies moored to the dock in the East River, where the officers receive applications for admission to the school and are employed in instructing the boys in the elementary branches of a common school education as well as in their duties as seamen. About 20 per cent. of the boys applying for admission fail in passing the physical examination required.

#### SCHOOLSHIP JAMESTOWN,<sup>1</sup> CALIFORNIA.

[Lieutenant Commander Henry Glass, United States Navy, commanding.]

To supply intelligent and trained young sailors for vessels leaving the port of San Francisco, acts were passed by the legislature of California and Congress, from 1874 to 1876, looking to the establishment of a training school on board ship in that harbor. Through the coöperation of the United States Government, which furnished the ship Jamestown for the purpose and detailed a naval officer to command her, such a school has been instituted, under the special direction of a committee of the supervisors of the city and county of San Francisco, with an allowance of \$25,000 annually for its support. Two hundred boys, of fourteen to eighteen years of age, are admitted to its privileges, 100 from the city and county of San Francisco and 100 from the other counties of the State. They must be in good health, must evince an aptitude or inclination for sea life, must have the written consent of their parents or guardians for their entrance into it, and must, on entering, sign an agreement to serve at least two years on the training ship or such other vessel as they may be sent to for service after any semiannual examination. Once entered, they receive instruction in the common branches of an English education and in all that relates to practical seamanship. At

<sup>1</sup> Discontinued, 1879.

the close of their two years' course, if not sooner provided with employment, they are to receive certificates showing their character and proficiency in nautical matters, which certificate, it is believed, will insure employment in first class vessels trading with the port.

Lieutenant Commander Henry Glass, in a letter of April 27, 1878, says:

The Jamestown was put by the Government at the service of the State of California under the provisions of an act of Congress intended to promote education and training in the duties of sea life, and has now been in service two years. The course of instruction pursued has for its primary object to make sailors for our merchant vessels, but we endeavor to give the boys on board such an amount of drill and instruction in the use of arms as will make boys who leave the vessel useful on board men of war should they be required at any time. At the same time systematic instruction is given in certain English branches, such as reading, writing, mathematics, and elementary navigation, geography, and history of the United States. The course in these studies is as thorough as the time which boys are on board will allow, this being on an average about one year, as boys are sent to sea on other vessels after any cruise at sea if they can pass the necessary examination in seamanship and have a good conduct record.

During the year ending June 30, 1877, the number and daily attendance of pupils was as follows: Daily attendance, 85; total number admitted, 207; sent to sea, 63; furnished other employments, 45; deserted, 3; discharged, 6; on leave, sick, 4; died on board, 1.

UNITED STATES TRAINING SHIPS MINNESOTA, AT NEW YORK; SARATOGA, AT WASHINGTON; PORTSMOUTH, AT NORFOLK.

The school of instruction is divided as follows: Department of seamanship, department of gunnery, department of machinery, and department of studies.

The department of studies embraces reading, writing, spelling, arithmetic, grammar, geography, history, moral and religious instruction, and singing. One hour and a half is the time allotted for study on Monday, Tuesday, Thursday, and Friday of each week, with one hour on Sunday. The boys are encouraged to study and improve themselves when bad weather or other causes interrupt the regular course, and at all times when not employed in practical instruction, and every reasonable facility is afforded for this purpose. The schoolmasters are selected by the commanding officer and enlisted in accordance with the regulations of the Navy; one is allowed for the instruction of every fifty boys. There are on the training and cruising ships one thousand boys.

*Text books.*—Young Seaman's Manual; Gunnery Catechism; Practical Arithmetic, Quackenbos; Cornell's Intermediate Geography, latest edition; Harper's School History of the United States; Webster's Academic Dictionary; writing books, Lamson's, Nos. 5 and 6, and such other manuals as may be authorized by the Bureau of Equipment and Recruiting.

CXXXIV REPORT OF THE COMMISSIONER OF EDUCATION.

TABLE XXI.—Summary of statistics of orphan asylums, soldiers' orphans' homes, infant asylums, industrial schools, and miscellaneous charities.

States and Territories.	Number in each State.	Number of officers, teachers, and assistants.	Total number of inmates since foundation.	Present inmates.			Libraries.		Income.	Expenditure.
				Total.	Male.	Female.	Number of volumes.	Increase in the last school year.		
<b>PART 1.—Orphan asylums.</b>										
Alabama.....	3	16	950	196	49	77	250	.....	\$7,625	\$6,510
California.....	6	69	4,519	1,001	547	454	1,404	55	113,472	88,615
Connecticut.....	4	39	2,398	396	224	174	1,500	150	24,800	34,500
Georgia.....	6	25	278	230	156	74	930	58	15,519	15,147
Illinois.....	6	33	2,308	557	302	255	362	1	20,782	22,871
Indiana.....	6	61	2,991	447	338	109	430	40	12,906	19,923
Iowa.....	1	5	140	25	13	12	75	.....	2,106	2,147
Kansas.....	1	6	225	18	9	9	.....	.....	.....	.....
Kentucky.....	12	57	2,512	575	256	319	1,883	58	36,350	32,045
Louisiana.....	8	97	6,032	856	558	298	512	12	27,685	40,681
Maine.....	3	18	706	70	11	59	200	.....	6,000	7,389
Maryland.....	10	58	1,146	701	262	439	965	15	27,730	26,021
Massachusetts.....	14	125	18,967	1,074	522	552	1,689	120	89,143	96,524
Michigan.....	4	36	3,020	230	78	152	.....	.....	3,344	3,989
Minnesota.....	3	10	303	46	18	28	.....	6	1,600	1,600
Mississippi.....	2	17	251	47	47	.....	260	10	10,648	10,061
Missouri.....	8	143	8,348	1,265	503	762	504	25	26,464	24,464
Nevada.....	1	5	220	69	45	24	350	0	.....	12,000
New Hampshire.....	2	9	255	69	30	39	650	.....	4,200	3,100
New Jersey.....	8	53	4,027	642	265	377	1,046	12	26,911	20,465
New York.....	55	520	40,309	7,513	4,172	3,341	13,215	681	674,209	633,855
North Carolina.....	1	7	430	130	56	74	200	.....	8,944	8,865
Ohio.....	21	128	11,776	1,940	1,116	824	2,575	125	116,477	109,175
Pennsylvania.....	27	249	17,201	2,923	2,101	822	15,968	289	704,533	485,131
Rhode Island.....	6	28	1,809	365	189	176	300	60	22,000	28,784
South Carolina.....	6	40	4,022	333	175	158	2,790	154	21,001	22,334
Tennessee.....	4	13	1,778	132	44	68	158	.....	1,900	3,100
Vermont.....	2	17	1,728	174	146	28	442	.....	4,000	4,000
Virginia.....	6	16	968	122	26	156	479	6	6,200	10,109
West Virginia.....	1	4	.....	52	0	52	.....	.....	5,119	6,205
Wisconsin.....	4	37	2,068	399	197	202	485	20	31,920	22,848
District of Columbia..	4	31	756	394	162	232	750	15	19,891	19,891
Indian Territory.....	1	8	231	146	74	72	.....	.....	.....	13,000
<b>Total.....</b>	<b>346</b>	<b>2,119</b>	<b>143,012</b>	<b>23,122</b>	<b>12,711</b>	<b>10,418</b>	<b>50,472</b>	<b>2,122</b>	<b>2,163,206</b>	<b>1,875,419</b>
<b>PART 2.—Soldiers' orphans' homes.</b>										
Illinois.....	1	36	1,268	290	153	137	1,505	250	36,263	46,667
Indiana.....	1	24	623	203	125	78	.....	.....	34,000	34,000
Iowa.....	1	20	1,300	123	70	63	1,200	0	.....	.....
Ohio.....	1	94	1,525	562	362	225	667	.....	.....	90,679
Pennsylvania.....	13	210	7,722	2,320	1,427	893	7,220	325	197,224	174,350
<b>Total.....</b>	<b>17</b>	<b>384</b>	<b>12,638</b>	<b>3,543</b>	<b>2,147</b>	<b>1,396</b>	<b>10,802</b>	<b>645</b>	<b>267,499</b>	<b>345,696</b>

TABLE XXI.—Summary of statistics of orphan asylums, &c.—Continued.

States and Territories.	Number in each State.	Number of officers, teachers, and assistants.	Total number of inmates since foundation.	Present inmates.			Libraries.		Income.	Expenditure.
				Total.	Male.	Female.	Number of volumes.	Increase in the last school year.		
<b>PART 3.—Infant asylums.</b>										
California.....	1	5								\$2,500
Connecticut.....	1	2								1,014
Illinois.....	1	4	2,500	51	22	29		\$4,500		4,500
Maryland.....	1	9		125	59	66				
Massachusetts.....	1			108	63	45		12,701		17,541
Michigan.....	1	11	1,430	50	20	30				
New York.....	5	105	23,480	2,409	1,104	1,305	140	408,860		423,705
Pennsylvania.....	4	24		269	153	116		7,066		8,549
Rhode Island.....	1	5		16	9	7				
District of Columbia.....	1	10		67	45	22				
<b>Total.....</b>	<b>17</b>	<b>175</b>	<b>26,410</b>	<b>3,085</b>	<b>1,475</b>	<b>1,620</b>	<b>140</b>	<b>439,127</b>		<b>457,809</b>
<b>PART 4.—Industrial schools.</b>										
California.....	1	20	2,612	232	158	74	1,000	200	54,000	54,000
Connecticut.....	1	2		15		15	60	0		4,422
Georgia.....	1	3	151	11	2	9	30	5	4,519	1,410
Illinois.....	4	30	480	254	26	228	253		1,879	1,277
Indiana.....	1	20		90	20	70				30
Kentucky.....	1	17		70	0	70				
Maine.....	2	11	99	71		71			5,684	4,602
Maryland.....	2	16	1,222	454	414	40	900	8		
Massachusetts.....	4	4	205	78		78			7,500	8,000
Michigan.....	1	2		104	65	39				1,200
Minnesota.....	1									
Missouri.....	3	6	22	2967		67	2,100	230	3,479	5,000
New York.....	15	243	22,222	22,074	12,222	8,222	4,222	66	322,160	322,000
Ohio.....	5	22	1,420	179	60	119	100		2,222	2,222
Pennsylvania.....	5	22	1,400	152		152			2,200	2,600
Tennessee.....	1	2	66				150	20	807	993
District of Columbia.....	2	4		66	42	24	250	75	7,021	6,812
<b>Total.....</b>	<b>50</b>	<b>430</b>	<b>26,566</b>	<b>23,817</b>	<b>20,116</b>	<b>9,221</b>	<b>2,212</b>	<b>604</b>	<b>424,848</b>	<b>422,222</b>
<b>PART 5.—Miscellaneous charities.</b>										
California.....	2	12	800	275	166	109	230		15,108	15,040
Connecticut.....	1	2	680	26		26	150	0	3,222	2,500
Georgia.....	1		300	40	0	40	0		1,200	1,200
Illinois.....	2	24		2,107	60				12,272	22,122
Indiana.....	2	4	1,224	54		54			1,200	1,200
Kansas.....	1	4	1,422				222	75	4,015	3,224
Maryland.....	4	22	1,224	274	122	222	270		22,224	22,272

a Only 1 institution reporting.  
 b Sex of 200 not reported.  
 c Sex of 210 not reported.  
 d Sex of 1,110 not reported.  
 e Sex of 2,022 not reported.

CXXXVI REPORT OF THE COMMISSIONER OF EDUCATION.

TABLE XXI.—Summary of statistics of orphan asylums, &c.—Continued.

States and Territories.	Number in each State.	Number of officers, teachers, and assistants.	Total number of inmates since foundation.	Present inmates.			Libraries.		Income.	Expenditure.
				Total.	Male.	Female.	Number of volumes.	Increase in the last school year.		
<b>PART 5.—Miscellaneous charities—Cont.</b>										
Massachusetts .....	5	30	6,000	200	144	56	1,045	50	\$17,370	\$22,964
Michigan .....	4	39	1,232	350	275	75	773	162	38,241	37,667
Missouri .....	2	40	3,505	.....	.....	.....	.....	.....	3,772	.....
New Jersey .....	1	5	242	60	39	21	.....	.....	.....	.....
New York .....	21	292	90,321	2,099	1,392	707	4,775	330	366,993	370,498
North Carolina .....	1	2	15	60	29	31	185	.....	1,200	1,100
Ohio .....	1	9	3,000	61	35	26	150	.....	10,000	10,000
Pennsylvania .....	8	36	6,873	674	90	584	1,200	.....	33,275	32,619
South Carolina .....	1	9	600	85	85	.....	250	.....	15,000	15,600
Tennessee .....	1	16	2,000	.....	.....	.....	.....	.....	500	500
Wisconsin .....	1	4	404	23	7	16	.....	.....	.....	.....
<b>Total .....</b>	<b>59</b>	<b>580</b>	<b>121,122</b>	<b>26,498</b>	<b>2,467</b>	<b>1,993</b>	<b>9,953</b>	<b>617</b>	<b>551,744</b>	<b>586,711</b>
<b>Total, Part 1 .....</b>	<b>246</b>	<b>2,119</b>	<b>143,012</b>	<b>23,129</b>	<b>12,711</b>	<b>10,418</b>	<b>50,472</b>	<b>2,122</b>	<b>2,183,208</b>	<b>1,875,419</b>
<b>Total, Part 2 .....</b>	<b>17</b>	<b>384</b>	<b>12,638</b>	<b>3,543</b>	<b>2,147</b>	<b>1,396</b>	<b>10,809</b>	<b>645</b>	<b>267,499</b>	<b>245,696</b>
<b>Total, Part 3 .....</b>	<b>17</b>	<b>175</b>	<b>36,410</b>	<b>3,095</b>	<b>1,475</b>	<b>1,620</b>	<b>140</b>	.....	<b>439,127</b>	<b>467,809</b>
<b>Total, Part 4 .....</b>	<b>50</b>	<b>430</b>	<b>36,566</b>	<b>630,817</b>	<b>20,116</b>	<b>9,591</b>	<b>9,812</b>	<b>604</b>	<b>434,848</b>	<b>438,998</b>
<b>Total, Part 5 .....</b>	<b>59</b>	<b>580</b>	<b>121,122</b>	<b>26,498</b>	<b>2,467</b>	<b>1,993</b>	<b>9,953</b>	<b>617</b>	<b>551,744</b>	<b>586,711</b>
<b>Grand total .....</b>	<b>389</b>	<b>3,688</b>	<b>349,758</b>	<b>677,082</b>	<b>38,916</b>	<b>25,018</b>	<b>81,179</b>	<b>3,968</b>	<b>3,876,426</b>	<b>3,703,927</b>

<sup>a</sup> Sex of 2,038 not reported.

<sup>b</sup> Sex not reported in all cases



EDUCATIONAL BENEFACTIONS.

CXXXVII

TABLE XXII.—*Statistical summary of benefactions for 1876, by States.*

States and Territories.	Total.	Universities and colleges.	Schools of science.	Schools of theology.	Schools of law.	Schools of medicine.	Institutions for the superior instruction of women.	Preparatory schools.	Institutions for secondary instruction.	Institutions for the deaf and dumb.
Alabama .....	\$8,000								\$8,000	
Arkansas .....	3,000								3,000	
California .....	230,132	\$123,000			\$160,000				5,132	
Colorado .....	5,000	5,000								
Connecticut .....	307,390	199,590		\$90,000				\$2,800	25,000	
Delaware .....	5,600						\$5,000			
Florida .....	3,600								3,600	
Georgia .....	59,485	50,000							2,485	
Illinois .....	119,707	59,970		39,100		\$4,000	10,000		577	
Indiana .....	21,500	21,500								
Iowa .....	23,600	14,100							9,700	
Kansas .....	1,600	1,600								
Kentucky .....	99,810	23,750		46,000			13,300		16,860	\$500
Louisiana .....	60								60	
Maine .....	18,310	10,500	\$310	5,000					2,500	
Maryland .....	22,400	22,400						6,000		
Massachusetts .....	1,091,974	238,532	4,500	109,250			181,000	1,442	557,250	
Michigan .....	27,700	27,700								
Minnesota .....	6,346	756							5,450	140
Mississippi .....	5,150			3,600			2,150			
Missouri .....	29,380	19,180	325				500		9,375	
Nebraska .....	12,000	12,000								
New Hampshire .....	66,985	28,000					500	28,175	3,250	
New Jersey .....	44,275			12,078				30,000	1,200	
New York .....	196,976	118,727		12,700		14,562		1,274	25,750	23,963
North Carolina .....	18,400	17,900							500	
Ohio .....	165,993	64,295		17,278			21,270	27,000	24,150	12,600
Oregon .....	2,000	2,000								
Pennsylvania .....	199,043	161,890	10,000	11,213			1,100	50	4,800	10,000
Rhode Island .....	9,774	9,774								
South Carolina .....	12,749	9,172		7,178					2,401	
Tennessee .....	75,715	28,981		28,000					3,734	
Texas .....	22,825	16,000							6,825	
Vermont .....	26,050	10,000					7,000		9,050	
Virginia .....	105,183	62,000	34,145	9,000					38	
Wisconsin .....	45,878	22,165						420	20,796	2,531
Dist. of Columbia .....	2,161	2,161								
Utah .....	8,930								8,930	
Washington .....	170								170	
Total .....	3,103,299	1,329,633	49,290	307,652	100,000	12,562	241,820	97,191	759,817	49,134

CXXXVIII REPORT OF THE COMMISSIONER OF EDUCATION.

TABLE XXII.—*Statistical summary of benefactions to institutions of various kinds for 1878—Continued.*

Institutions.	Total.	Endowment and general purposes.	Grounds, buildings, and apparatus.	Professorships.	Fellowships, scholarships, and prizes.	Aid for indigent students.	Libraries and museums.	Objects not specified.
Universities and colleges.	\$1,389,633	\$715,892	\$167,900	\$84,865	\$43,300	\$54,791	\$156,560	\$196,325
Schools of science.....	49,990	23,057	3,235	.....	.....	12,988	10,000	.....
Schools of theology.....	397,852	168,468	95,200	52,000	18,195	35,000	.....	29,059
Schools of law.....	100,000	100,000	.....	.....	.....	.....	.....	.....
Schools of medicine.....	18,562	13,662	4,900	.....	.....	.....	.....	.....
Institutions for the superior instruction of women.	941,690	33,500	150,950	.....	21,000	2,270	20,000	14,100
Preparatory schools.....	97,191	68,942	15,475	.....	13,000	.....	50	1,724
Institutions for secondary instruction.	759,817	619,333	67,060	.....	14,248	14,235	3,350	41,591
Institutions for the deaf and dumb.	49,134	12,040	100	.....	10,000	.....	500	26,494
Total.....	2,103,989	1,752,694	504,690	136,865	119,673	89,284	190,460	309,293

TABLE XXIII.—*Summary of the number of educational publications.*

Number of firms in—	Number of books on—		
California.....	2	Archæology, fine arts, and music....	36
Connecticut.....	1	Bibliography and literature.....	58
Illinois.....	5	Dictionaries and encyclopædias.....	8
Iowa.....	1	Education.....	59
Kentucky.....	2	General science.....	33
Maine.....	1	Geography.....	5
Maryland.....	1	History.....	53
Massachusetts.....	24	Language.....	45
Michigan.....	2	Law.....	23
Missouri.....	3	Mathematics.....	31
New York.....	67	Mechanics and physics.....	28
Ohio.....	8	Medicine and surgery.....	36
Pennsylvania.....	14	Natural history.....	26
Wisconsin.....	1	Philosophy and logic.....	7
District of Columbia.....	2	Political and social science.....	17
Total.....	134	Theology.....	37
		Total.....	502

TABLE XXIV.—*Summary of patents for improvements in school furniture.*

The following summary shows the patents granted by the Government for inventions of school furniture and appliances during the year :

From California .....	3	From New Jersey .....	2
Connecticut .....	4	New York .....	14
Illinois .....	7	North Carolina .....	1
Indiana .....	5	Ohio .....	7
Kansas .....	2	Pennsylvania .....	8
Kentucky .....	1	Tennessee .....	1
Maine .....	1	Virginia .....	3
Maryland .....	1	West Virginia .....	2
Massachusetts .....	8	Wisconsin .....	3
Michigan .....	1	District of Columbia .....	2
Minnesota .....	1	Foreign .....	6
Missouri .....	2		
New Hampshire .....	1	Total .....	86

Improvements in—		Educational and advertising card .....	1
Adding machine .....	6	Educational appliances .....	1
Adding register for pencils .....	1	Folding blackboard .....	1
Adding stick .....	1	Fountain penholder .....	1
Alphabet block .....	1	Fountain penpoint .....	1
Apparatus for teaching history .....	1	Heating apparatus for buildings .....	1
Arithmetical block .....	1	Indexing apparatus .....	1
Artificial slate pencil .....	1	Inking pad .....	1
Blackboard .....	2	Inkstand .....	6
Blackboard attachment .....	1	Inkwell .....	1
Blackboard compasses .....	1	Musical transposing board .....	1
Blank book .....	1	Numbering machine .....	2
Blotter .....	1	Object glass for microscope .....	1
Blotter and moistener combined .....	1	Obtaining arithmetical results .....	1
Book and cover .....	1	Parallel ruler .....	1
Calendar inkstand .....	2	Pen .....	1
Cancelling and writing ink .....	1	Pen and pencil clasp .....	1
Chart for key board musical instruments	1	Pencil .....	2
Combined pencil sharpener and eraser.	1	Pencil clasp .....	2
Composition for crayons .....	1	Pencil holder .....	4
Copy book .....	1	Pen holder .....	3
Crayon .....	1	Quadrant parallel section line ruler...	1
Detachable book cover .....	1	Rule for making straight and circular	
Desk slate holder .....	1	lines .....	1
Device for calculating percentage ....	1	Ruling attachment for pen holders ...	1
Device for indicating and automatically		Ruling pen .....	1
regulating the temperature of apart-		Satchel desk .....	1
ments .....	1	School desk .....	8
Device for teaching involution and		Soluble ink pen .....	1
evolution .....	1	System of ventilation .....	1
Device for teaching music .....	1	Writing ink .....	1
Drafting pencil .....	1		
Drawing pen .....	1	Total .....	86

EDUCATION IN FOREIGN COUNTRIES.

I.—EUROPE.

AUSTRIA-HUNGARY.—*a.* AUSTRIA, constitutional monarchy: Area, 108,234 square miles; estimated population in 1877, 21,752,000. Capital, Vienna; population, 1,020,770. Minister of public instruction, Dr. von Stremayr.

The Austro-Hungarian monarchy forms a bipartite state, consisting of Austria proper and Hungary, each of which controls its own educational affairs.

The present organization of the public schools is due to the law of May 14, 1869. This law gave Austria what is called the "neue Schule," the new or modern school. The law makes education compulsory from the sixth to the fourteenth year and prescribes the following branches: reading, writing, arithmetic, a sound knowledge of the native tongue, history of Austria, geography, elementary geometry, drawing, singing, and gymnastic exercises. In addition to the above named subjects of instruction every child receives religious instruction in the creed of his parents.

Frequent objections have been raised against the law of 1869, which makes education obligatory for eight years. A large number of people in the rural districts desire to have this number reduced to six.

According to a publication entitled *Oesterreichisches Volks- und Mittelschulwesen in der Periode von 1867-1877* (Austrian elementary and secondary schools in the period from 1867 to 1877), by Dr. A. Egger-Möllwald, Vienna, 1878, Austria had in 1875 15,166 elementary schools with 31,196 teachers and 2,134,683 pupils. The school population (6 to 14 years) was, in the same year, 3,122,863. For secondary schools there were, in 1876-77, 78 *Gymnasien*, with 1,652 teachers and 24,810 pupils; 13 *Progymnasien*, with 134 teachers and 1,518 pupils; 23 *Realgymnasien* (without the higher classes), with 241 teachers and 2,934 pupils; 27 *Realgymnasien* (with the higher classes of a *Gymnasium*), with 511 teachers and 6,444 pupils; 7 *Realgymnasien* (with the higher classes of a *Gymnasium* and a *Realschule*), with 174 teachers and 2,466 pupils; 3 *Realgymnasien* (with the higher classes of a *Realschule*), with 44 teachers and 386 pupils; 58 *Realschulen* of the first rank, with 1,220 teachers and 18,679 pupils, and 20 *Realschulen* of the second rank, with 207 teachers and 2,473 pupils.

For the training of teachers there were 41 male seminaries, with 590 teachers and 8,195 pupils, and 26 female seminaries, with 329 teachers and 3,528 pupils.

Superior education is supplied by seven universities situated at Vienna, Prague, Gratz, Innsbruck, Cracow, Czernowitz, and Lemberg. These universities have 811 professors and 9,142 students.

Special schools are very numerous in Austria. There are 47 schools of theology, 1 high school of agriculture, 1 academy of fine arts, and an academy of drawing. The statistics of the foregoing higher special schools have not been received by this Office, but Dr. Egger gives in his work above referred to the following data concerning lower special schools: There were, in 1875-76, 57 commercial schools (*Handels-Lehranstalten*), with 332 teachers and 6,005 pupils; 185 industrial and drawing schools (*Gewerbe- und Zeichenschulen*), with 762 teachers and 18,440 pupils; 155 art and music schools, with 479 teachers and 8,509 pupils; 76 schools of agriculture and forestry, with 429 teachers and 2,055 pupils; and 6 mining schools, with 16 teachers and 124 pupils.

*Courses of study in Austrian schools.*—The following tables give the courses of study in the various schools of Austria and comparative statistics for the period of ten years, 1866 to 1876:

*Course of study of an ungraded school with three divisions.*

Branches of instruction.	First division.	Second division.	Third division.
	First school year.	Second, third, and fourth school years.	Fifth, sixth, seventh, and eighth school years.
	<i>Hours a week.</i>	<i>Hours a week.</i>	<i>Hours a week.</i>
Religious instruction.....	2	2	2
Mother tongue.....	12	10	10
Arithmetic.....	4	4	4
Natural history.....	}	2	}
Geography and history.....		2	
Writing.....		2	
Drawing and elementary geography.....		2	2
Singing.....	21	21	21
Gymnastics.....		2	2
Total number of hours a week.....	19	25	28

a For girls, 1 hour.

b In half-hour lessons.

Besides the above branches, girls receive instruction in needlework.

*Course of study of a graded elementary school for boys with eight classes.*

Branches of instruction.	First class. First school year.	Second class. Second school year.	Third class. Third school year.	Fourth class. Fourth school year.	Fifth class. Fifth school year.	Sixth class. Sixth school year.	Seventh class. Seventh school year.	Eighth class. Eighth school year.
	<i>Hours.</i>	<i>Hours.</i>	<i>Hours.</i>	<i>Hours.</i>	<i>Hours.</i>	<i>Hours.</i>	<i>Hours.</i>	<i>Hours.</i>
Religion.....	1	1	2	2	2	1	1	1
Mother tongue.....	12	10	9	9	6	4	4	3
Geography and history.....			1	2	3	3	3	3
Natural history.....			1	1	3	4	4	5
Arithmetic.....	2	4	4	4	4	4	4	4
Geometry and geometrical drawing.....					1	3	3	3
Freehand drawing.....		2	2	2	2	4	4	6
Writing.....		2	2	2	2	1	1	.....
Singing.....	2	2	2	2	2	1	1	1
Gymnastics.....	2	2	2	2	2	2	2	2
Total number of hours a week.....	18	20	23	25	26	27	27	28

a In half-hour lessons.

CXLII REPORT OF THE COMMISSIONER OF EDUCATION.

*Course of study of a graded elementary school for girls with eight classes.*

Branches of instruction.	First class. First school year.	Second class. Second school year.	Third class. Third school year.	Fourth class. Fourth school year.	Fifth class. Fifth school year.	Sixth class. Sixth school year.	Seventh class. Seventh school year.	Eighth class. Eighth school year.
	Hours.	Hours.	Hours.	Hours.	Hours.	Hours.	Hours.	Hours.
Religion .....	1	1	2	2	2	1	1	1
Mother tongue .....	12	10	9	8	5	4	4	4
Geography and history .....			1	2	3	3	3	3
Natural history .....			1	1	3	4	4	4
Arithmetic .....	23	4	3	3	3	3	3	3
Geometry (elements) .....					1	1	1	.....
Freehand drawing .....		21	21	2	2	3	3	3
Writing .....		2	2	2	1	1	1	.....
Singing .....	21	21	21	21	21	1	1	1
Gymnastics .....	21	21	2	2	2	1	1	1
Needlework .....			3	3	3	4	4	6
Total number of hours a week.	18	20	25	26	26	26	26	26

a In half-hour lessons.

*Course of study of a male teachers' seminary.*

Branches of instruction.	First year.	Second year.	Third year.	Fourth year.
	Hours.	Hours.	Hours.	Hours.
Religion .....	2	2	1	1
Pedagogy, with practical exercises and conferences .....		3	5	9
Mother tongue .....	4	4	4	4
Geography .....	2	2	2	1
History and constitution .....	2	2	2	2
Mathematics and geometrical drawing .....	5	4	3	2
Natural history .....	4	4	5	3
Agriculture .....			2	2
Writing .....	1			
Freehand drawing .....	2	2	2	1
Violin .....	2	2	2	2
Singing .....	2	2	1	1
Gymnastics .....	2	2	1	1
Number of hours a week .....	26	29	30	29

*Course of study of a female teachers' seminary.*

Branches of instruction.	First year.	Second year.	Third year.	Fourth year.
	<i>Hours.</i>	<i>Hours.</i>	<i>Hours.</i>	<i>Hours.</i>
Religion .....	2	2	1	1
Pedagogy, with practical exercises and conferences .....		3	5	9
Mother tongue.....	4	4	4	4
Geography.....	2	2	2	1
History.....	2	2	2	1
Arithmetic and geometry .....	4	3	2	1
Natural history .....	4	4	5	3
Writing .....	1			
Freehand drawing .....	2	2	2	1
Singing .....	2	2	2	2
Needlework .....	2	2	2	2
Gymnastics.....	2	2	1	1
Number of hours a week.....	27	26	26	26

*Obligatory course of study of Realgymnasien, Progymnasien, and Realschulen of the second rank.*

Branches of instruction.	Realgymnasien.							
	First class.	Second class.	Third class.		Fourth class.		Total.	
			Gymnasien.	Realschulen.	Gymnasien.	Realschulen.	Gymnasien.	Realschulen.
Religion .....	2	2	2	2	2	2	8	8
German.....	3	3	3	3	3	3	12	12
Latin .....	8	8	6	6	6	6	26	26
Greek .....			4		4		8	
French .....				3		3		6
History.....		2	1	1	2	2	5	5
Mathematics .....	3	3	3	3	3	3	12	12
Geography.....	3	2	2	2	2	2	9	9
Natural history.....	3	3					6	6
Physics .....			3	3	1½	1½	4½	4½
Chemistry .....					1½	1½	1½	1½
Geometrical drawing .....	}	3	2	4	2	4	10	14
Freehand drawing .....								
Total .....	25	26	26	27	27	26	104	106

CXLIV REPORT OF THE COMMISSIONER OF EDUCATION.

Obligatory courses of study of *Realgymnasien*, *Progymnasien*, and *Realschulen* of the second rank—Continued.

Branches of instruction.	Progymnasien.					Realschulen of the second rank.				
	First class.	Second class.	Third class.	Fourth class.	Total.	First class.	Second class.	Third class.	Fourth class.	Total.
	Hrs.	Hrs.	Hrs.	Hrs.	Hrs.	Hrs.	Hrs.	Hrs.	Hrs.	Hrs.
Religion .....	2	2	2	2	8	2	2	2	2	8
German .....	4	4	3	3	14	4	4	4	3	15
Latin .....	6	6	6	6	24	.....	.....	.....	.....	.....
Greek .....	.....	.....	5	4	9	.....	.....	.....	.....	.....
French .....	.....	.....	.....	.....	.....	5	4	4	3	16
History .....	.....	2	1	2	5	.....	2	2	2	6
Mathematics .....	3	3	3	3	12	3	3	3	4	13
Geography .....	3	2	2	2	9	3	2	2	2	9
Natural history .....	2	2	1	.....	5	3	3	.....	.....	6
Physics .....	.....	.....	1	3	4	.....	.....	4	2	6
Chemistry .....	.....	.....	.....	.....	.....	.....	.....	.....	3	3
Geometrical drawing .....	.....	.....	.....	.....	.....	6	3	3	3	15
Freehand drawing .....	.....	.....	.....	.....	.....	.....	4	4	4	12
<b>Total .....</b>	<b>23</b>	<b>23</b>	<b>24</b>	<b>25</b>	<b>94</b>	<b>26</b>	<b>27</b>	<b>28</b>	<b>28</b>	<b>109</b>

Course of a *Realschule* of the first rank.

Branches of instruction.	First class.	Second class.	Third class.	Fourth class.	Fifth class.	Sixth class.	Seventh class.	Total.
	Hours.	Hours.	Hours.	Hours.	Hours.	Hours.	Hours.	Hours.
	Religion .....	2	2	2	2	.....	.....	.....
German language and literature....	4	4	4	3	3	3	3	24
French .....	5	4	4	3	3	2	2	28
English .....	.....	.....	.....	.....	3	2	2	7
Geography .....	3	2	2	2	.....	.....	.....	9
History and elements of Austrian constitution.	.....	2	2	2	3	3	3	15
Mathematics .....	3	3	3	4	6	5	5	29
Geometrical drawing and descriptive geometry.	6	3	3	3	3	3	3	24
Natural history .....	3	3	.....	.....	3	2	3	14
Physics .....	.....	.....	4	2	.....	4	4	14
Chemistry .....	.....	.....	.....	3	3	3	2	11
Freehand drawing .....	.....	4	4	4	4	4	4	24
Penmanship .....	1	1	.....	.....	.....	.....	.....	2
<b>Total hours a week .....</b>	<b>27</b>	<b>28</b>	<b>28</b>	<b>28</b>	<b>31</b>	<b>31</b>	<b>31</b>	<b>204</b>



*Statistics of Gymnasien and Progymnasien in 1866-'67 and 1876-'77.*

Provinces.	1866-'67.				1876-'77.			
	Number.	Teachers.	Pupils.	Graduates.	Number.	Teachers.	Pupils.	Graduates.
<i>a. Gymnasien in:</i>								
Lower Austria.....	8	168	3, 105	290	9	218	3, 091	181
Upper Austria.....	3	62	874	67	2	44	569	41
Salzburg.....	1	22	375	37	1	21	183	19
Styria.....	3	66	1, 965	140	4	74	1, 075	95
Carinthia.....	1	19	427	37	1	17	256	19
Carniola.....	2	37	791	73	1	23	421	32
Trieste.....	2	32	460	33	2	38	382	21
Goritz and Gradisca.....	1	23	371	13	1	21	275	17
Istria.....	1	17	170	17	2	31	207	14
Tyrol.....	7	116	1, 614	143	7	123	1, 452	132
Vorarlberg.....	1	19	355	12				
Bohemia.....	18	315	7, 013	696	19	360	5, 665	402
Moravia.....	6	122	2, 778	161	7	157	3, 000	204
Silesia.....	3	59	1, 082	82	3	66	850	34
Galicia.....	14	259	6, 399	455	14	361	6, 186	406
Bukowina.....	2	43	779	56	2	47	808	62
Dalmatia.....	4	52	565	30	3	51	434	46
<b>Total.....</b>	<b>77</b>	<b>1, 431</b>	<b>22, 423</b>	<b>2, 351</b>	<b>78</b>	<b>1, 652</b>	<b>24, 810</b>	<b>1, 793</b>
<i>b. Progymnasien in:</i>								
Lower Austria.....	1	8	80					
Carinthia.....	1	10	51		1	11	57	
Carniola.....	1	7	83		1	10	53	
Istria.....	2	10	76					
Bohemia.....	7	45	721		3	24	282	
Moravia.....	3	22	270		3	40	453	
Galicia.....	4	25	534		3	29	478	
Bukowina.....					1	11	123	
Dalmatia.....					1	9	72	
<b>Total.....</b>	<b>19</b>	<b>127</b>	<b>1, 815</b>		<b>13</b>	<b>134</b>	<b>1, 512</b>	
<b>Grand total.....</b>	<b>96</b>	<b>1, 558</b>	<b>24, 238</b>	<b>2, 351</b>	<b>91</b>	<b>1, 786</b>	<b>26, 322</b>	<b>1, 793</b>

CXLVI REPORT OF THE COMMISSIONER OF EDUCATION.

Statistics of Realgymnasien in 1866-'67 and 1876-'77.

Provinces.	1866-'67.				1876-'77.			
	Number.	Teachers.	Pupils.	Graduates.	Number.	Teachers.	Pupils.	Graduates.
<i>a. Realgymnasien without the higher classes in:</i>								
Lower Austria .....	5	53	556	4	47	499		
Styria .....	1	9	55	1	9	113		
Carniola .....				1	9	69		
Bohemia .....	2	13	224	10	108	1,440		
Moravia .....	1	9	152	6	58	742		
Silesia .....				1	10	71		
Total .....	9	84	987	23	241	2,934		
<i>b. Realgymnasien with the higher classes of a Gymnasium in:</i>								
Lower Austria .....				6	145	1,909	81	
Upper Austria .....				2	31	247	19	
Carniola .....				1	15	114	4	
Carinthia .....				1	16	150		
Bohemia .....	1	23	451	8	135	1,961	64	
Moravia .....				3	63	830	34	
Silesia .....				1	12	122		
Galicia .....				4	76	1,002	54	
Dalmatia .....				1	16	116	7	
Total .....	1	23	451	27	511	6,444	256	
<i>c. Realgymnasien with the higher classes of a Gymnasium and a Realschule in:</i>								
Vorarlberg .....				1	21	136	4	
Bohemia .....				5	127	1,952	36	
Moravia .....				1	26	378		
Total .....				7	174	2,466	40	
<i>d. Realgymnasien with the higher classes of a Realschule in:</i>								
Lower Austria .....				1	16	148		
Styria .....				1	14	110		
Bohemia .....				1	14	128		
Total .....				3	44	386		
Grand total .....	10	107	1,438	16	60	12,230	296	

## Statistics of Realschulen in 1866-'67 and 1876-'77.

Provinces.	1866-'67.				1876-'77.			
	Number.	Teachers.	Pupils.	Graduates.	Number.	Teachers.	Pupils.	Graduates.
<i>a. Realschulen of the first rank in:</i>								
Lower Austria.....	10	187	2,518	9	237	3,169	179	
Upper Austria.....	1	16	253	2	36	436	24	
Salsburg.....	1	15	199	1	22	222	15	
Styria.....	1	23	372	3	50	652	44	
Carinthia.....	1	20	184	1	18	242	24	
Carniola.....	1	17	210	1	23	326	23	
Trieste.....				2	38	657	22	
Goritz and Gradisca.....	1	13	177	1	19	197	7	
Istria.....				1	13	108	5	
Tyrol and Vorarlberg.....	1	15	144	2	23	368	26	
Bohemia.....	11	177	3,455	15	266	5,613	373	
Moravia.....	3	53	1,424	9	178	3,212	124	
Silesia.....	1	19	436	4	63	1,099	56	
Galicia.....	1	21	382	5	146	1,849	174	
Bukowina.....	1	16	293	1	25	390	49	
Dalmatia.....	1	12	111	1	14	109	13	
Total.....	35	606	10,151	56	1,220	18,679	1,218	
<i>b. Realschulen of the second rank in:</i>								
Lower Austria.....	1	8	45	5	67	935		
Upper Austria.....	1	10	77					
Trieste.....	1	10	239					
Istria.....				1	10	46		
Tyrol.....	1	7	49	3	24	160		
Vorarlberg.....	1	6	44					
Bohemia.....	1	7	60	3	32	590		
Moravia.....	2	17	222	5	44	523		
Galicia.....	4	36	319	1	12	87		
Bukowina.....				1	9	76		
Dalmatia.....	1	7	33	1	9	56		
Total.....	13	110	1,068	20	207	2,473		
Grand total.....	48	716	11,239	76	1,427	21,152	1,218	

CXLVIII REPORT OF THE COMMISSIONER OF EDUCATION.

Statistics of teachers' seminaries in 1872 and 1876-77.

Provinces.	1872.				1876-77.			
	Number.	Teachers.	Pupils.	Graduates.	Number.	Teachers.	Pupils.	Graduates.
<i>a. Male teachers' seminaries in :</i>								
Lower Austria.....	3	28	150	40	4	52	691	47
Upper Austria.....	1	14	65	10	1	14	223	12
Salzburg.....	1	11	53	11	1	14	134	16
Styria.....	2	21	120	21	2	27	432	33
Carinthia.....	1	15	88	8	1	15	261	53
Carniola.....	1	7	39	6	1	10	105	.....
Coast land.....	3	25	53	16	1	15	139	18
Tyrol.....	3	22	111	32	3	27	264	36
Vorarlberg.....	1	8	31	9	1	12	63	8
Bohemia.....	10	83	571	132	11	155	2,765	322
Moravia.....	3	31	206	81	4	79	1,344	216
Silesia.....	3	40	144	37	3	52	853	112
Galicia.....	6	57	220	28	6	89	709	63
Bukowina.....	1	10	22	.....	1	18	137	10
Dalmatia.....	1	9	33	5	1	11	75	17
<b>Total.....</b>	<b>40</b>	<b>381</b>	<b>1,078</b>	<b>436</b>	<b>41</b>	<b>590</b>	<b>8,195</b>	<b>969</b>
<i>b. Female teachers' seminaries in :</i>								
Lower Austria.....	2	25	206	37	5	66	677	108
Upper Austria.....	1	9	40	.....	1	8	138	34
Styria.....	1	13	91	9	2	21	175	44
Carinthia.....	1	16	75	.....	1	7	89	19
Carniola.....	1	7	39	.....	1	11	130	26
Trieste.....	1	7	33	12	1	16	145	46
Goritz and Gradisca.....	1	8	27	2	1	16	107	5
Tyrol.....	2	19	126	26	3	25	241	68
Bohemia.....	2	21	216	40	2	39	668	315
Moravia.....	2	19	121	.....	3	48	401	75
Silesia.....	1	11	79	21	1	17	156	59
Galicia.....	3	36	242	12	3	41	469	76
Bukowina.....	.....	.....	.....	.....	1	5	92	15
Dalmatia.....	1	9	12	4	1	9	40	.....
<b>Total.....</b>	<b>19</b>	<b>200</b>	<b>1,307</b>	<b>169</b>	<b>26</b>	<b>329</b>	<b>3,522</b>	<b>828</b>

*Statistics of teachers' examinations in 1872 and 1876-77.*

Provinces.	1872.				1876-77.			
	Number of candidates examined.		Number of candidates who passed.		Number of candidates examined.		Number of candidates who passed.	
	Males.	Females.	Males.	Females.	Males.	Females.	Males.	Females.
Lower Austria .....	504	84	378	76	171	67	136	64
Upper Austria .....	58	17	36	11	49	3	36	3
Salsburg .....	35	22	31	19	20	12	16	10
Styria .....	80	16	55	10	19	3	13	3
Carinthia .....	63	4	39	4	39	5	27	2
Carniola .....	33	21	26	19	26	3	18	2
Trieste .....	26	26	17	23				
Goritz and Gradisca .....	36	13	22	7	13	9	9	
Istria .....					11		7	
Tyrol .....	76	107	55	68	96	47	20	38
Vorarlberg .....	21	1	11	1	23	11	17	10
Bohemia .....	645	66	517	59	374	43	312	40
Moravia .....	245	33	219	29	172	32	144	32
Silesia .....	48	4	40	4	52	12	42	10
Galicia .....	41	51	31	34	440	213	322	204
Bukowina .....	8	3	6	2	3	1	3	
Dalmatia .....					11	2	9	2
<b>Total .....</b>	<b>1,919</b>	<b>468</b>	<b>1,488</b>	<b>366</b>	<b>1,449</b>	<b>456</b>	<b>1,137</b>	<b>420</b>

*Statistics of commercial schools in 1871-72 and 1875-76.*

Provinces.	1871-72.			1875-76.		
	Number.	Teachers.	Pupils.	Number.	Teachers.	Pupils.
Lower Austria .....	17	133	4,009	16	130	3,045
Upper Austria .....	1	5	65	3	12	113
Salsburg .....	2	7	53	2	4	57
Styria .....	2	3	52	4	12	228
Carinthia .....	1	7	49	1	6	37
Carniola .....	1	17	175	2	18	192
Trieste and territory .....	3	21	131	3	23	118
Tyrol .....	1	10	54	1	5	70
Bohemia .....	4	18	347	15	74	1,407
Moravia .....	5	26	331	5	27	569
Silesia .....				1	4	52
Galicia .....				3	16	63
Bukowina .....	1	1	34	1	1	34
<b>Total .....</b>	<b>38</b>	<b>242</b>	<b>5,300</b>	<b>57</b>	<b>332</b>	<b>6,095</b>

CL REPORT OF THE COMMISSIONER OF EDUCATION.

*Statistics of industrial and drawing schools in 1871-72 and 1875-76.*

Provinces.	1871-72.			1875-76.		
	Number.	Teachers.	Pupils.	Number.	Teachers.	Pupils.
Lower Austria.....	26	45	4,027	47	319	6,506
Upper Austria.....	1	1	110	17	40	969
Salzburg.....	3	8	228	1	19	333
Styria.....	9	16	349	1	30	592
Carinthia.....	3	9	125	14	29	636
Carniola.....				2	12	216
Trieste and territory.....	2	13	535	2	18	736
Goritz and Gradisca.....				1	1	120
Tyrol.....				14	18	330
Vorarlberg.....				1	1	116
Bohemia.....	4	30	1,384	61	179	4,921
Moravia.....	4	26	1,468	19	73	2,404
Silesia.....				4	15	250
Galicia.....				5	24	250
Bukowina.....				1	11	41
Total.....	45	148	8,226	125	722	18,440

*Statistics of schools of art and music in 1870-71 and 1875-76.*

Provinces.	1870-71.			1875-76.		
	Number.	Teachers.	Pupils.	Number.	Teachers.	Pupils.
Lower Austria.....	59	131	2,020	55	196	2,771
Upper Austria.....	3	8	257	4	11	334
Salzburg.....	1	20	113	1	10	122
Styria.....	4	16	264	3	15	243
Carniola.....	1	3	57	1	4	138
Trieste and territory.....	2	2	78	2	3	249
Goritz and Gradisca.....	1	3	40	2	3	67
Istria.....				3	3	79
Tyrol.....	1	12	299	3	22	302
Bohemia.....	24	36	1,111	62	122	2,238
Moravia.....	12	28	613	9	23	619
Silesia.....	3	3	83	1	1	30
Galicia.....				5	22	464
Bukowina.....	2	5	30	2	6	73
Dalmatia.....	2	3	77	2	18	180
Total.....	98	273	5,126	155	479	8,509

EDUCATION IN FOREIGN COUNTRIES.

CLI

*Statistics of schools of agriculture and forestry in 1871-'72 and 1875-'76.*

Provinces.	1871-'72.			1875-'76.		
	Number.	Teachers.	Pupils.	Number.	Teachers.	Pupils.
Lower Austria.....	4	36	241	12	87	461
Upper Austria.....	1	3	14	2	4	26
Styria.....	2	6	50	6	21	171
Carinthia.....	1	2	34	3	16	52
Carniola.....	1	4	10	2	7	18
Goritz and Gradisca.....	1	5	22	2	12	126
Tyrol.....				6	25	104
Bohemia.....	9	75	362	15	105	550
Moravia.....	9	41	213	13	66	245
Silesia.....	1	5	25	4	19	95
Galicia.....	3	14	89	9	56	182
Bukowina.....	1	5	19	1	7	17
Dalmatia.....				1	4	8
<b>Total.....</b>	<b>33</b>	<b>196</b>	<b>1,079</b>	<b>76</b>	<b>429</b>	<b>2,055</b>

*Statistics of mining schools in 1867 and 1875-'76.*

Provinces.	1867.			1875-'76.		
	Number.	Teachers.	Pupils.	Number.	Teachers.	Pupils.
Styria.....				1	7	22
Carinthia.....				1	2	11
Bohemia.....	2	6	90	2	2	62
Moravia.....				1	3	19
Galicia.....	1	5	11	1	2	10
<b>Total.....</b>	<b>3</b>	<b>11</b>	<b>101</b>	<b>6</b>	<b>16</b>	<b>124</b>

## Statistics of elementary schools in 1865 and 1875.

Provinces.	1865.				1875.			
	Number.	Teachers.	Pupils.		Number.	Teachers.	Pupils.	
			Of school age.	In school.			Of school age.	In school.
Lower Austria.....	1,160	2,576	187,857	184,580	1,370	4,751	278,158	257,830
Upper Austria.....	490	891	78,396	74,497	501	1,006	102,354	98,611
Salzburg.....	149	234	13,804	13,924	161	359	20,444	19,265
Styria.....	689	1,250	107,905	96,486	735	1,946	168,210	184,817
Carinthia.....	317	442	32,644	28,828	325	561	50,943	37,465
Carniola.....	234	308	51,696	26,812	261	414	58,450	38,454
Trieste and territory.....	43	127	10,320	6,400	48	306	17,809	11,211
Goritz and Gradisca.....	144	128	24,277	14,921	221	324	35,424	19,216
Istria.....	147	303	30,735	9,799	145	245	32,621	13,914
Tyrol.....	1,750	2,451	91,067	96,350	1,322	2,528	114,187	103,812
Vorarlberg.....	199	320	11,844	12,724	200	366	15,277	15,001
Bohemia.....	3,849	6,595	643,527	624,933	4,500	9,456	891,461	787,419
Moravia.....	1,734	2,786	251,298	251,890	1,968	3,626	334,323	299,091
Silesia.....	425	669	59,522	57,684	477	842	89,728	77,741
Gallcia.....	2,787	3,073	548,318	154,613	2,486	3,856	776,122	204,429
Bukowina.....	156	196	63,316	8,658	185	256	75,630	13,345
Dalmatia.....	221	220	29,656	7,975	261	354	61,664	13,062
Total.....	14,494	22,629	2,234,180	1,669,096	15,166	31,196	3,122,863	2,134,683

*Schools in Vienna.*—In 1878 the city of Vienna had 171 burgher and elementary schools (Volksschulen). All these schools are free. The total number of pupils in these schools was 59,143, 28,703 boys and 30,440 girls. The Vienna Pädagogium (local teachers' seminary) had, in 1877-'78, 92 male and 127 female students. The library of this institution has 1,267 volumes.

The Female Servants' Relief Association of Vienna has begun a school for the training of female servants. Girls are admitted at the age of 16, and are gratuitously trained in the art of nursing children and the sick, or in cookery and other domestic work.

**HUNGARY**, constitutional monarchy: Area, 118,173 square miles; estimated population in 1877, 15,666,000. Capital, Buda-Pesth; population, 270,476. Minister of public instruction, Dr. A. von Trefort.

Hungary, according to the Austrian Catalogue for the Paris Exposition of 1876, had in 1875 16,499 primary schools, with 23,542 teachers and 1,595,553 pupils; in 1876, 156 Gymnasien, with 1,965 teachers and 29,464 pupils; 2 Realgymnasien, with 29 teachers and 440 pupils; 44 Realschulen, with 567 teachers and 8,170 pupils; and, in 1878, 3 universities, with 265 professors and 3,708 students.

There are besides 47 schools of theology, 12 law schools, 5 academies of agriculture, 1 academy of mining and forestry, 1 commercial academy, 1 conservatory of music, 1 academy of drawing, 3 schools of mining, 8 agricultural and vinicultural schools, and 1 school of agriculture and forestry.

For the training of common school teachers there are 54 male and 14 female seminaries. The total number of students is 3,391. Hungary had in 1877 211 Kindergärten, with 18,999 pupils.

*Women's education.*—In the college for the higher education of women at Buda-Pesth, there were in 1877-'78 four classes, attended by 221 girls. Number of ordinary



professors, 5, 4 males and 1 female; extraordinary professors, 11, 9 males and 2 females. Age of pupils, 10 to 16 years. Hours of study per week in the preparatory class, 23; in the higher class, 27 to 28. The English language was studied by 101 pupils. The school is under the direct supervision of the minister of public instruction.

**BELGIUM**, constitutional monarchy: Area, 11,373 square miles; population, in 1877, 5,412,731. Capital, Brussels; population, in 1877, 380,238. Minister of public instruction, P. Van Humbeeck.

The political parties in Belgium struggling for the supremacy in school affairs are known as the Catholics and the Liberals. During the last ten years the liberals have endeavored to abrogate the school law of 1842, which gave the clergy an almost unlimited power over the education of the young. The general elections in 1878 were favorable to the liberals. They not only succeeded in getting a majority in the Chambers, but also obtained the creation of a separate ministry of public instruction, the administration of which had hitherto made part of the duties of the minister of the interior.

The newly appointed minister of public instruction, M. Van Humbeeck, immediately prepared a project of law which he submitted to the Chambers providing that the government schools shall employ none but lay teachers and lay inspectors, and that religion shall no longer form part of the regular course of study. It is probable that the law will pass.

The following statistics have been abstracted from the official catalogue of the Belgian educational section at the Paris Exposition of 1878:

On the 31st December, 1875, there were in Belgium 4,157 communal primary schools for boys and girls, with 489,168 pupils; 457 adopted primary schools, with 67,955 pupils; 15 private primary schools, subject to inspection, with 3,214 pupils; 958 private primary schools, not subject to inspection, with 92,320 pupils; 268 communal infant asylums (*écoles gardiennes*), with 30,244 pupils; 298 private infant asylums, subject to inspection, with 38,880 pupils; 363 private infant asylums, not subject to inspection, with 28,258 pupils. The number of pupils in primary schools and infant asylums is thus 750,039. For adults there are 1,623 communal schools, with 66,979 pupils; 112 private schools, subject to inspection, with 7,688 pupils; and 880 private schools, not subject to inspection, with 130,006 pupils. The total number of pupils of adult schools is thus 204,673.

There are 3 state normal schools, with 312 students; 5 state normal departments, connected with secondary schools, with 321 students; and 30 adopted normal schools (8 for males and 22 for females), with 1,782 pupils. The total number of pupils is thus 2,415.

The report also places under the heading of primary schools 430 communal and private workshops for the poor, with 22,181 pupils; 101 deaf-mute, blind, orphan, reform, and prison schools, with 7,144 pupils, and 270 primary boarding schools (*pensionnate*), with 16,535 pupils. The total number of pupils receiving primary instruction is thus 1,002,987.

For secondary education there are 10 royal atheneums, with 3,679 pupils; 17 communal colleges, with 1,543 pupils; 11 endowed colleges, with 1,432 pupils; 29 colleges established by the bishops, 18 by religious orders, and 11 by lay persons, with a total number of 10,150 pupils. The secondary schools also include the so-called middle class schools (*écoles moyennes*), of which there are 75, with 14,352 pupils. Fifty of these schools, with 9,857 pupils, belong to the state and 17, with 3,521 pupils, to the communes; 8, with 974 pupils, are endowed schools. Twenty-seven independent schools, founded by the bishops, religious orders, or private persons, contained 5,157 pupils. The total number of secondary schools thus reaches 198 and of pupils 36,313.

For the training of secondary school teachers there are 5 institutions or departments connected with higher schools. The number of students in 1875 was 45.

Belgium has four universities, two of which belong to the state, one (Louvain) to the bishops, and one (Brussels) to a private corporation of the liberal party. The state

universities had, in 1877-78, 899 students, viz, Ghent, 269, and Liège, 630. The (liberal) university of Brussels had 615 students, and the (Catholic) university of Louvain, 1,052.

The higher industrial schools number 36, with 8,592 students; the 6 Catholic theological seminaries, 780 students; the protestant theological school at Louvain, 135 students; the 110 military schools, 13,141 students; the 4 commercial schools, 207 students; the 181 agricultural schools and courses, 18,716 pupils; and the 319 art schools, 12,856 pupils. From the foregoing it appears that there were, in 1875, 10,847 institutions of learning in Belgium, and that about one-fifth of the population attend school.

The total amount spent from 1862 to 1873 by the government, provinces, communes, and families for education is 209,053,216 francs (1 franc=19.3 cents). From 1831 to 1873 the government alone has spent for primary, secondary, and superior education, 152,504,225 francs.

DENMARK, constitutional monarchy: Area, 14,553 square miles; population in 1872, 1,940,000. Capital, Copenhagen; population, 230,000; minister of public instruction, A. C. P. Lindø.

According to the Catalogue de la Section Danoise à l'Exposition Universelle de Paris, every child in Denmark from 7 to 13 has to attend school. There are primary schools in every commune. The number of teachers in the rural districts is 2,796 and in the cities 485. Besides the primary schools there are in the rural districts 53 farmers' high schools. These schools were begun in 1844 by Bishop Grundtvig. In the cities, technical evening and Sunday schools have been established for young mechanics. The number of these schools is about 50. Among the Sunday schools the most important are those founded by Pastor Massmann in 1800. They number 7, and give gratuitous instruction to 800 pupils. Prominent among the evening schools are the schools of the Technical Society of Copenhagen, with 1,400 pupils. The principal branch of instruction in these schools is drawing.

For secondary instruction there are 14 state schools and several private institutions.

Copenhagen is the intellectual centre of the kingdom. We find there a university, an academy of fine arts, a polytechnic institute, a school of veterinary surgery and agriculture, a conservatory of music, a royal library with 500,000 volumes, a university library with 270,000 volumes, and several museums, among which the museum of northern antiquities and the Thorwaldsen museum are especially noteworthy. In 1877, the Copenhagen schools contained 11,406 pupils, and the expenses of the city for education amounted to \$172,120.

The University of Copenhagen will complete the fourth century of its existence on the 1st of June, 1879. In the middle ages young Scandinavians wishing to cultivate their minds and widen their field of knowledge had to seek instruction at foreign high schools. At Bologna, Padua, and Paris, there were colonies of Scandinavian noblemen and future ecclesiastics; Oxford and Cambridge attracted a smaller number, but generally more distinguished pupils; later on, the universities of Rostock, Prague, Cologne, and Erfurt were preferred. As early as in the beginning of the fifteenth century efforts were made to establish native colleges for the advancement of the sciences and the education of priests and statesmen. King Ericus, of Pomerania, obtained in the year 1419 a papal license for founding a university at which no theology was to be taught; but even this scanty privilege was made dependent on the condition that the schools should be opened within the space of two years, and, as the poverty of the royal treasury did not permit the realization of the scheme within this short period, the papal grant was cancelled. Fifty-five years later, Pope Sixtus IV addressed a bull to the archbishop of Lund, primate of Denmark, granting the establishment of a studium generale, comprising all the faculties, with the right of conferring degrees of the same kind and to the same extent as the University of Bologna. The cathedral towns of Roskilde and Lund competed for the honor of receiving the new university, but Copenhagen, since 1448 the residence of the kings, was preferred, and a royal letter patent, dated October 4, 1478, gave the foundation act of the university. The archbishop of Lund and the bishop of Roskilde gave their consent, rejoicing

"that the children of these realms will no longer be compelled to visit foreign nations in order to become adepts of science and to beg knowledge from others." A learned master of arts and medicine, Petrus Alberti, was sent out to collect from German universities professors and teachers, and on May 16, 1479, he made his entry into Copenhagen with the small army he had engaged. The solemn inauguration of the university was performed June 1, 1479, and a few days later the lectures began.

**FINLAND**, grand duchy, dependency of Russia: Area, 114,223 square miles; population in 1876, 1,941,255 capital, Helsingfors; population, 34,579.

According to the Notice Statistique prepared for the Paris Exposition of 1878 by K. E. F. Ignatius, of Helsingfors, Finland in 1876-77 had 448 public primary schools, 129 in the towns and 319 in the rural districts. The teaching corps numbered 532 persons, 231 males and 301 females. Of this number 296 had received their training in a teachers' seminary and 30 had studied at the university. The number of pupils was 20,279, 10,996 boys and 9,283 girls. There were, besides, 45 private primary schools, of which the number of pupils is not given. The number of children receiving no instruction was 6,983, of whom 1,801 were naturally incapacitated.

For secondary education there were 14 state lycœums and 4 private lycœums, with 236 teachers and 2,341 pupils; 18 higher industrial schools, with 105 teachers and 688 pupils; 17 lower secondary schools, with 43 teachers and 455 pupils; 7 high schools for girls, with 68 teachers and 744 pupils. There were, besides, several private high schools for girls, the statistics of which are not given.

For special instruction there were a polytechnic school, with 16 professors and 118 students, in 1872; 2 technical schools, with 15 professors and 125 students; 6 naval schools, with 25 professors and 229 students; 1 military school, with 17 professors and 122 students; 2 schools of agriculture; 2 of commerce; 29 apprentice schools, with 79 teachers and 2,111 pupils; 2 institutions for the blind, with about 60 inmates; and 4 schools for deaf-mutes, with about 100 inmates.

The university founded at Åbo in 1640 was transferred to Helsingfors in 1828. In 1878 it had 60 professors and assistants and 978 students.

**FRANCE**, republic: Area, 301,900 square miles; population in 1878, 36,905,788; capital, Paris; population in 1876, 1,968,806; minister of public instruction, A. Bardoux.

Few countries have been more active in educational affairs during the last few years than France. The minister of public instruction, M. Bardoux, has published complete reports on the condition of primary, secondary, and superior education. The first volume of the report on primary education covers 289 large quarto pages, and the second volume, now in course of preparation, promises to be of equal size. The report on secondary schools covers 478 large quarto pages, and the report on superior instruction, 1,121 pages. There is, besides, a very interesting report on education in the department of the Seine, by M. Gréard, covering 889 folio pages.

*Primary instruction.*—From the report on primary education the following data have been abstracted:

In December, 1876, there were in France 4,502,894 children between the ages of 6 and 13, 2,278,295 boys and 2,224,599 girls. There are proportionately more children in the rural districts than in the cities; 61 per cent. in the former and 39 per cent. in the latter.

For the instruction of these children in 1876-77, France had 71,547 primary schools of all kinds. Of this number 9,352 were entirely free, but all the public schools and a large number of private schools receive children free of cost, besides their paying pupils. The schools are divided into 25,418 schools for boys, 29,126 schools for girls, and 17,003 mixed schools. The lay schools numbered 51,657.

The total number of teachers of public and private primary schools of all kinds is 110,709, of whom 58,992 are women. Of the 110,709 teachers, 64,025 are lay persons—42,249 men and 21,776 women, and 46,684 belong to religious orders—9,468 men and 37,216 women. Of the teachers, 68,997 possess diplomas of capacity: 40,171 lay male teachers, 19,325 lay female teachers, 3,768 religious male teachers, and 5,733 religious female teachers. There are thus 41,712 teachers without diplomas of capacity.

The total number of pupils in all the public and private primary schools in 1876-77 was 4,716,935, 2,400,892 boys and 2,316,053 girls. Of this number 1,907,027 boys and 1,835,349 girls—in all, 3,742,376 children—were of school age, 6-13. But to this number must be added 64,155 children between the ages of 6 and 7 years who attended the *salles d'asile*, and 71,620 boys below 13 years of age who were found on the rolls of secondary schools. From the foregoing it appears that 624,743 children of school age (6-13)—270,680 boys and 354,063 girls—received no schooling in 1876-77.

*Adult schools.*—In 1876-77 there were 22,133 adult schools for men and 5,284 for women. These schools are directed by public school teachers and were attended by 500,043 men and 105,510 women. For musical instruction there were 423 schools, giving instruction to 10,958 men and 491 women. The branches of instruction in the adult schools are drawing, elements of geometry, book-keeping and commercial arithmetic, history and geography, physical sciences, and the French language.

*School libraries.*—In 1877 France had 19,254 school libraries, with 1,943,688 volumes. During the year 1877, 1,337,156 volumes were lent.

*Normal schools.*—In 1877 France had 79 normal schools, including 1 in Algeria, for male teachers, with 79 directors, 847 teachers and assistants, and 3,587 pupils. The course of study lasts three years. The total expenditure for five years (1872-1876) for these institutions amounted to 13,913,860 francs. Of this amount the state paid 1,195,360 francs, the departments 10,216,542 francs, and the communes and families 2,501,958 francs. For the training of female teachers France had, in 1877, 18 normal schools, with 18 female directors, 121 teachers and assistants, and 715 pupils. There were besides 62 normal courses in private schools, with 1,385 female pupils in 1877. There were also 8 private normal courses for male teachers, 5 of which were connected with Protestant schools. The private normal courses generally received state or departmental subsidies.

*Cost of primary education.*—The total expenses for primary education in 1876 amounted to 83,078,734 francs, or about 2.25 francs for every inhabitant. As about 3,823,000 children are benefited by primary instruction, the cost of their training amounted to 21.50 francs a year for every child.

*The Paris Exposition and primary school teachers.*—In order to enable primary school teachers to visit the Paris Exposition the French Chambers appropriated 100,000 francs and placed this amount at the disposal of the minister of public instruction. A committee was appointed to make the necessary arrangements. They decided to invite 1,000 teachers, 90 school inspectors, 80 directors of normal schools, and 80 normal school teachers. These 1,250 delegates were invited to attend the educational conferences arranged for them at the Sorbonne. The opening speech was made August 16, 1878, by M. Casimir Perier, under secretary in the ministry of public instruction, worship, and fine arts. The first conference was held on the same day by M. E. Levasseur, of the Institut de France. He spoke of the teaching of geography, which is one of M. Levasseur's favorite subjects. The second conference was held by M. B. Berger, inspector of primary schools and late delegate of the French Government to the Philadelphia Exhibition. His subject was the teaching of the mother tongue. M. Berger has already published several very interesting text books for French schools, and his excellent conference shows that he knows the art of imparting the mother tongue to young pupils. The third conference was held by M. Brouard, inspector general of primary schools. This gentleman explained the method of teaching history in the primary schools. The fifth conference was given by M. G. Jost, inspector of primary schools at Paris. His subject was teachers' conferences and educational libraries. The sixth conference—on the teaching of physical and natural sciences in primary schools—was given by M. Maurice Girard. On the 23th of August M. Bardoux, minister of public instruction, appeared for the first time at the conferences, he having been officially detained from attending earlier. He delivered the following address:

GENTLEMEN: I am not going to make a speech; I am going to talk familiarly to you. I wish you first a hearty welcome, and I congratulate you on your punctuality in attending these conferences. I have very much regretted that my functions as

member of the council general have prevented me from attending your meetings from the beginning, but I shall make up for the lost time and give you a good example. I am informed that more than 12,000 teachers have expressed their willingness to visit the Paris Exposition and to profit by the instructive lectures which several eminent men have prepared for them. I need not assure you, gentlemen, of the devotion of the republic to you. Facts speak for themselves, and I hope that the future will furnish you new proofs, not only, I repeat it, of our devotion to you and to your interests, but also to the noble cause of primary education, without which the great French democracy could not prosper, grow, and bear fruit.

Allow me now to call your attention to a few special points: I want to recommend to you the establishment of cantonal teachers' conferences. You cannot be good teachers unless you are continually learning yourselves, and you cannot instruct children successfully unless you study every day the progress of the art of teaching. The educational conferences which are to be established in the different cantons will be of great advantage; they will strengthen you and bring you closer together; they will enable you, under the direction of your inspectors, to get acquainted with new methods of teaching and with the latest improvements in school apparatus. I recommend you to attend those meetings as regularly as possible. We also intend to establish educational libraries all over the country, and we shall endeavor to give you permanent cantonal museums.

I recommend you above all to create among you an esprit de corps and to help one another. In order to accomplish this we can do nothing better than to establish mutual relief associations for teachers in every department. I favor these associations not only from the standpoint of the material advantages they offer you, but I also look for moral advantages from them.

I have still something else to recommend to your zeal. Make great efforts to inculcate in your pupils a love of reading and of saving. Our school libraries grow from day to day, but you know as well as I that to learn to read is nothing: it is necessary to learn to be fond of it. The teacher has to endeavor above all to make his pupils fond of books, for the good book that you place in the hands of the child will be taken home, where it will have a moralizing influence. You see now why you have to make your pupils fond of books and of reading.

Finally, think of our school savings banks. If France is strong, if France is great, if France has regained her fame, it is due to the habit of saving. I cannot therefore entreat you enough to impart this habit to your pupils. Order and economy in school bring order and economy into the family. Our school savings banks are institutions which cannot attract your sympathies too much.

In concluding, I recommend you never to get discouraged in your efforts and in the fulfilment of your duties. You may be sure that you do more than anybody else to give moral power to your country. Be proud of your modest task and devote yourselves entirely to it. You will be rewarded for your zeal not only by your own conscience and the sentiment of duty which God has placed in all of us, but also by the esteem of your fellow citizens. At the end of your life you will be able to say: I have accomplished a good work; I have taught the children entrusted to my care a love of duty and a love of their country; I have made intelligent men of them. You will feel then a great consolation, and the entire country will be thankful to you and honor your memory. I once more entreat you earnestly to devote yourselves entirely to your professional duties.

On the same day, M. Michel Bréal, member of the Institut de France and professor at the Collège de France, gave the seventh conference on the teaching of the French language in primary schools. The eighth conference was given by Dr. Riant, on school hygiene; the eleventh, on singing in schools, by M. A. Dupaigne; the twelfth, on elementary chemistry, by M. Liès-Bodart, and the thirteenth and last, but probably one of the most interesting conferences, by M. F. Buisson, inspector general of primary schools, late president of the French delegation to the Philadelphia Exhibition. His subject was the intuitive method (*Penseignement intuitif*). At the close of the conferences, M. Bardoux, minister of public instruction, delivered the following farewell address:

**GENTLEMEN:** I thank your colleague whom you have delegated to convey your thanks, not to me, but to the government of the republic. As you are going to leave Paris, we want to mark the close of your visits to the exhibition by a few parting words—visits for which, in a feeling of esteem and confidence for you, the government has made a special appropriation. We also want at the same time to publicly express our feelings of gratitude to the distinguished gentlemen who in the conferences of which the recollections will be lasting, have addressed to you profound and practical ideas relative to everything concerning primary education. [Here the minister gave a short résumé of the conferences held, and then continued:] You will study

them, and we shall study them, too, gentlemen, in order to derive from them information relative to useful reforms to be introduced into our system.

May they therefore remain engraved in our memories. You are going to leave us; you are returning to your departments, after having studied and seen near by the marvels of the human mind under all forms in this astonishing and unique universal exhibition. The government of the republic, also, by inviting you to the matinées at the Comédie Française, wanted you to admire our great dramatic works; we wanted you to derive from your visit to Paris a still more profound love for France, and judge for yourselves of the efforts made during eight years to lift her up again. We also wanted you to be able to teach your children never to fall into undeserved misfortunes. Inspire those around you with this regenerating flame and cultivate a profound love for our dear country. May all these examples which have been given you, all these eloquent lessons you have heard, all these great things you have seen, make you better understand your duty and responsibility; we intrust our children to your care; make of them honest people and good Frenchmen. And may this year 1878 be for you not a recollection of pleasurable recreation, but an inexhaustible source of moral and patriotic regeneration—a starting point for new efforts and a still greater attachment to your modest but great functions as school teachers. Gentlemen, I bid you farewell.

*Bureau of education.*—Another step in the right direction was the introduction in the Chambers of a project to establish a central bureau of education at Paris. When M. Bardoux, minister of public instruction, introduced the project, May 16, 1878, he said:

In my exposé accompanying the budget for 1878 I expressed my regret that France does not possess anything analogous to the National Bureau of Education at Washington. Gentlemen, it is just such a bureau which I now desire to establish, and for which I solicit a favorable vote of the French Assembly. The institution the establishment of which I propose will be, like the Bureau of Education at Washington, above all a centre of pedagogical and statistical information. It will have no functions to exercise other than gathering and distributing information by means of special conferences of teachers, of which it would be the headquarters. These conferences will doubtless afford a good opportunity for the professional improvement of a large number of zealous teachers, since they will find in the bureau many pedagogical and statistical publications, both of the bureau and of leading educators.

The bill submitted by M. Bardoux passed the Chambers and the bureau was organized in connection with the new educational museum in the Palais Bourbon. The organization and direction were intrusted to one of the most zealous educators of France, M. Ferdinand Buisson.

*Secondary education.*—The following has been abstracted from the *Statistique de l'enseignement secondaire en 1876, Paris, 1878*:

December 31, 1876, there were in France 81 lycées, or higher colleges, which belonged to the state, and 252 communal colleges, which belonged to the municipalities. These establishments had 79,231 pupils, of whom 40,995 belonged to the state institutions and 38,236 to those of the municipalities. The pupils of the state institutions were made up of 20,920 boarders and 20,075 day pupils. In the year 1865 there were 77 state lycées, with 32,630 pupils, namely, 18,135 boarders and 14,495 day pupils. The loss of Alsace-Lorraine reduced the number of lycées to 74 and diminished the number of pupils by 1,389. But these 74 lycées which remained after the loss of territory could still show 31,231 pupils, of whom 17,514 were boarders and 13,717 day pupils. On December 31, 1876, these 74 lycées had 38,135 pupils, namely, 19,415 boarders and 18,720 day pupils, so that they can show for the time from 1865 to 1877 an increase of 6,904 pupils. During this time 7 new establishments were founded, which add 2,860 pupils, thus bringing up the total number of pupils in the state lycées on December 31, 1876, to 40,995. The 252 communal colleges had on December 31, 1876, 38,236 pupils, of whom 15,552 were boarders and 22,684 day pupils. In 1865 these colleges had 33,038 pupils, namely, 12,593 boarders and 20,445 day pupils. Therefore, during the period from 1865 to 1877 these communal colleges had gained 5,198 pupils.

Besides the state lycées and communal colleges, there are also private colleges (*collèges libres*). These may be classified into secular and ecclesiastical. On January 1, 1877, there were 494 such secular colleges and 309 ecclesiastical; whereas in 1865 there were 657 secular and 278 ecclesiastical colleges. Therefore, during the eleven years from 1865 to 1877, 155 secular colleges have disappeared, while the clerical colleges

have increased by 31. The 494 secular institutions in 1876 had 31,249 pupils, of whom 16,870 were boarders and 14,379 day pupils. The 309 ecclesiastical establishments had 33,092 boarders and 13,724 day pupils, or altogether 46,816 pupils. In 1865, the secular colleges could show 22,909 boarders and 20,100 day pupils, or altogether 43,009. Thus, during the eleven years, the number of pupils in the secular colleges had fallen off to the extent of 11,760, while the number in ecclesiastical colleges has increased by 11,919.

In the year 1865 the number of ecclesiastical colleges was to the number of secular colleges in the proportion of 2 to 5, while the number of pupils in the former was about four-fifths of those in the latter. But by January 1, 1877, these proportions were radically changed. The clerical establishments have risen to three-fifths the number of the secular colleges, while the number of their pupils exceeds by 15,567 the number of the pupils in such colleges. This excess is chiefly among the boarders; while the secular colleges can show only 16,870 boarders the clericals have 33,092, or nearly double.

The ecclesiastical middle schools are of various classes. There are, first, the *petits séminaires*, in which the future students of theology make their preparatory studies of classics, &c., and which are directly subject to the authority of the respective diocesan bishops. In 1865 there were 70 of them; there are now 91. At that time they had 9,107 pupils, 6,044 boarders and 3,063 day pupils. Now they have 12,200 pupils, of whom 8,600 are boarders and 3,600 day pupils. The other clerical establishments are conducted by members of the religious congregations.

In 1865 the Jesuits had 14 colleges, with 5,074 pupils, 3,991 boarders and 1,083 day pupils. On January 1, 1877, they had 27 colleges, with 9,131 pupils, 3,022 boarders and 6,109 day pupils. Here, contrary to the usual course, the increase is altogether among the day pupils.

In 1865 the Marists (a religious order) had 15 educational establishments, with 2,255 pupils, 1,490 boarders and 765 day pupils. In 1877 the number of their schools had risen to 22, with 3,349 boarders and 1,127 day pupils.

The other religious orders had in 1865 14 schools, which in 1877 had increased to 40. The religious bodies had altogether 43 educational institutions in 1865 and 89 in 1876. The number of pupils had risen from 9,475 in the former year to 19,961 in the latter. Thus in the interval between 1865 and 1877 both the number of institutions and the number of pupils had been more than doubled.

*Cost of secondary education.*—In 1876 the total expenditure for the lycées amounted to 23,359,384 francs, or 288,387 francs for every lycée. In 1865, the expenditure amounted to 19,213,439 francs. The total expenses for secondary education by the state, the departments, the communes, and the families in 1876 amounted to 75,922,784 francs.

*Reorganization of the secondary and superior school systems.*—M. Jules Ferry, minister of public instruction, successor to M. Bardoux, has submitted to the Chambers two important bills, one on higher education, the other on the supreme council of education. The former abolishes the mixed juries of examiners for degrees, which was instituted by the law of 1875, and confines academic degrees to candidates matriculated and examined in the state universities. It also forbids all non-state institutions to assume the title of university or faculty, which is reserved for state establishments. No members of a religious order or community not recognized by the state (the Jesuits and thirty-one other religious orders) may henceforth act as teachers.<sup>1</sup> The second bill reorganizes the supreme council of public instruction, the law of 1872 on that subject having just expired by limitation. It excludes from the new council the four bishops, as also the representatives of the state churches. Fifteen members are to be nominated by the government from professors and school inspectors, and five *ex officio* members will be appointed, these twenty holding office for life, while twenty-six others are to be elected for six years by various educational bodies, and four representatives of non-state institutions are to be nominated by the government. These two measures taken together strike a serious blow at the newly founded Catholic universities and facul-

<sup>1</sup> 74,444 males (priests and brothers) and 14,003 females (sisters) belong to the non-authorized orders in France.

ties of Angers, Lille, Lyons, Paris, and Toulouse. The law of July 12, 1875, providing for the liberty of higher instruction gave the Catholic party an opportunity for the first time since 1789 to establish their own universities. Primary and secondary education had been made free by the law of 1850, and numerous clerical schools were opened and placed in competition with the state schools. Attempts were made in 1867 and 1868 to extend liberty of education to university instruction also, but the measure was only adopted in 1875.

*Superior education.*—According to the *Statistique de l'enseignement supérieur* en 1876, Paris, 1878, there were in France the following institutions for superior instruction in 1878: 5 faculties of Catholic theology, 2 faculties of Protestant theology, 12 faculties of law, 3 faculties of medicine, 3 mixed faculties of medicine and pharmacy, 15 faculties of sciences, 15 faculties of letters, 3 superior schools of pharmacy, 2 full course medical schools (*écoles de médecine de plein exercice*), 16 preparatory schools of medicine and pharmacy, 4 schools preparatory to superior instruction in sciences and letters. All these institutions belong to the state and each is an independent institution. They had altogether 615 chairs and 63 extra courses in 1867, and 790 chairs, 105 extra courses, and 47 conferences in 1878. The total number of students in all the faculties was 54,299 in 1867, 48,137 in 1870, 60,396 in 1872, and 55,191 in 1876. The faculties of Catholic theology had 117 students in 1867, and only 62 in 1876, while the decrease in the Protestant faculties was from 140 in 1867 to 79 in 1876. The number of students in the other faculties has not varied much during the same period. The five Catholic (free) universities had 1,173 students in 1875-76, and 2,968 in 1877-78. The total expenditure for the state faculties amounted to 9,165,330 francs asked for in 1878, against 3,895,521 francs given in 1868. There is thus an increase of 5,269,809 francs.

*Library of the University of Paris.*—The library in June, 1878, contained 109,135 volumes. The expenses for the administration of the same amounted to 36,000 francs.

*Superior Normal School.*—This institution is intended for the professional training of secondary and superior school teachers. The course of study lasts three years.

GERMANY, constitutional empire: Area, 212,091 square miles; population, 42,005,337. Capital, Berlin; population, 966,858.

The constitution of the empire went into force May 4, 1871. By its terms all the states of Germany, consisting of several kingdoms, grand duchies, duchies, principalities, and the imperial land of Alsace-Lorraine, form an eternal union for the protection and welfare of Germany. The supreme direction of the military and political affairs of the empire is vested in the King of Prussia, who, as such, bears also the title of German emperor. The emperor represents the empire in foreign affairs internationally and can declare war, conclude peace, and make treaties with other nations.

The German empire has no national system of education, each of the different states managing its own educational affairs. Statistics of some of the German states will be found under special headings. The following miscellaneous notes refer to the whole empire:

*Education of recruits.*—The number of recruits examined in 1877-78 was 142,957. Of these, 140,481 had received a school education and 2,476, or 1.73 per cent., had not. In 1876-77 there were 2.12 per cent. and in 1875-76 2.35 per cent. without school education.

*Universities.*—The following table contains the statistics of German universities for the year 1878:



Statistics of German universities in 1878.

Universities.	Number of professors.	Number of students in —					Total of matriculated students.	Number of hearers.	Total.
		Theology.		Law.	Medicine.	Philosophy.			
		Protestant.	Catholic.						
<b>The German Empire:</b>									
Berlin .....	215	150	.....	888	346	1,185	2,569	1,762	4,331
Bonn .....	100	70	105	312	454	422	1,063	35	1,098
Braunsberg .....	10	.....	.....	.....	.....	.....	.....	.....	.....
Breslau .....	106	53	56	369	178	584	1,240	10	1,250
Erlangen .....	64	140	.....	50	139	93	415	.....	415
Freiburg .....	57	.....	39	119	181	79	418	36	454
Giessen .....	55	18	.....	106	108	103	335	12	347
Göttingen .....	120	94	.....	309	114	472	968	21	1,009
Greifswald .....	61	50	.....	80	233	145	525	9	534
Halle .....	107	203	.....	125	117	469	914	30	944
Heidelberg .....	110	34	.....	410	103	203	750	58	808
Jena .....	78	66	.....	142	87	248	545	25	570
Kiel .....	69	36	.....	29	92	93	252	12	264
Königsberg .....	29	40	.....	176	135	315	666	5	671
Leipzig .....	160	366	.....	958	335	1,222	2,861	67	2,928
Marburg .....	71	60	.....	82	110	198	450	6	458
Munich .....	136	.....	86	413	456	409	1,364	32	1,396
Münster .....	30	.....	116	.....	.....	206	322	10	332
Rostock .....	41	26	.....	31	39	61	157	.....	157
Strassburg .....	90	44	.....	101	168	333	736	.....	736
Tübingen .....	88	220	147	354	164	192	1,137	7	1,144
Würzburg .....	66	.....	140	102	475	205	922	38	960

*American students in Germany.*—The number of American students at German universities during the year 1878 amounted to 94, of whom 35 were at Berlin, 16 at Bonn, 30 at Göttingen, 2 at Breslau, 2 at Greifswald, 4 at Halle, 1 at Kiel, 2 at Marburg, and 2 at Münster. These students were scattered among all the faculties: 8 study theology, 11 law, 25 medicine, 22 philosophy and philology, 25 mathematics and natural sciences, and 3 financial science.

*Teachers' associations.*—Prussia has 47,868 teachers, 16,000 of whom are members of teachers' associations. The other German states have 40,000 teachers, 21,000 of whom are members.

The German associations have their own organizations for life insurance and pensions. The pension fund for teachers' widows and orphans has a capital of 1,600,000 marks.<sup>1</sup>

*School savings banks.*—A great majority of the German teachers and several leading educational journals oppose the introduction of school savings banks. Some of their objections are as follows: "It is unpedagogic to charge the school with duties which properly belong to the sphere of domestic education. Many transactions of all kinds must be kept out of the school, for they distract teachers and pupils; school savings banks will create feelings of jealousy among the pupils, and frequently lead children into dishonesty in order to raise money for a deposit; poor children will feel humiliated by their inability to make deposits; children must know as little as possible about

<sup>1</sup>About \$360,000, as the mark is equivalent to 23.8 cents.

CLXII REPORT OF THE COMMISSIONER OF EDUCATION.

money and possess as little of it as possible while they attend school; they must leave all financial affairs to their parents, whose duty it is to provide for their wants."

*Kindergärten in Germany.*—The Union of the German Fröbel Societies, organized in 1874, has discussed how the Kindergarten can be united with the elementary school, and what reforms must be introduced in both. German school teachers in general do not take part in the Kindergarten movement. They do not discuss this question in their meetings and their organs seldom give it any space.

PRUSSIA, constitutional monarchy: Area, 137,066 square miles; population, 25,367,322. Capital, Berlin; population, 966,858. Minister of public instruction, Dr. Falk.

Primary and secondary school statistics have not been published since those of 1876, an abstract of which will be found in the Report of the Commissioner of Education for that year.

*Cost of primary education.*—Prussia spent for primary education 18,219,072 marks in 1877-78.

*Teachers' seminaries.*—For the training of primary school teachers, Prussia in 1878 had 115 seminaries, with 7,199 male and female students. In consequence of the great want of male teachers, the vacant places are rapidly filled with female candidates. In former years Mr. Stiehl used to say that female teachers were too expensive for Prussia for they had to be pensioned at the age of forty. A different opinion seems to prevail in Prussia at present. Since the year 1857 the number of female teachers has increased 148 per cent.

*Fortbildungsschulen (review or continuation schools).*—These schools numbered 213 in 1877 and were attended by 21,724 pupils. They are intended for boys between 14 and 17 who do not attend a secondary institution of learning. Great efforts are made all over Germany to make these schools compulsory for all children between 14 and 17; hitherto they have only been compulsory for male apprentices in towns and cities. The branches of instruction are the same as in the elementary schools, with the exception of religion, instead of which drawing and sketching are taught.

*Schools in Berlin.*—Berlin has 100 city schools, with 6 boys' and 6 girls' classes each. The number of pupils is 74,000, the number of male teachers 933 and of female teachers 343. Each child in the public school costs the city 48 marks (\$11.42) a year. Forty-nine new school-houses have been built since 1870. There are 36 halls for gymnastics, which is obligatory for all pupils.

The total number of all public and private primary and secondary schools in Berlin is 254, with 2,597 classes and 64,205 male and 57,576 female pupils; 76,047 pupils receive instruction gratis. Most of the public elementary schools have six classes. The number of pupils in each class is about 50. In 1878, 2,454 families were fined to the amount of 74,203 marks for not sending their children to school regularly.

The Berlin Fröbel Association has established an institution for the training of nurses for young children. The course of instruction lasts one year. In the first year 19 young girls received training for this important work.

BAVARIA, constitutional monarchy: Area, 29,292 square miles; population, 4,920,844. Capital, Munich; population, 198,822. Minister of public instruction, Dr. von Lutz.

Bavaria has 10 teachers' seminaries, with 812 students, and 35 preparatory seminaries, with 2,185 pupils. The agricultural schools number 1,266, with 18,641 pupils. The expenses for teachers for these latter schools amounted to 148,164 marks in 1878. Munich has 17 primary schools, with 19,173 pupils, 9,222 boys and 9,951 girls. The average number of pupils in a class is 52. For the primary schools there are 17 directors or principals and 208 male and 190 female teachers.

SAXONY, constitutional monarchy: Area, 6,777 square miles; population, 2,702,578. Capital, Dresden; population, 197,295. Minister of public instruction, Dr. von Gerber.

According to the *Handbuch für Schul-Statistik für das Königreich Sachsen*, Saxony had in October, 1878, the following institutions of learning: A university at Leipzig (see the statistics of this institution under Germany); a polytechnic school,

with 52 professors and 660 students; 13 Gymnasien, with 312 professors and 4,535 students; 11 Realschulen of the first rank, with 232 professors and 3,190 students, and 23 Realschulen of the second rank, with 252 professors and 2,834 students. The 2,196 popular or primary schools were divided into 28 inspection districts and attended by 459,504 pupils. The Fortbildungsschulen (review schools) numbered 1,837, and were attended by 68,022 pupils. The number of teachers was 5,999. The total expenditure for education amounted to 17,957,535 marks, or a little over 7 marks for each inhabitant.

In 89 per cent. of the schools drawing is taught and in 63 per cent. needlework. Two hundred and twenty-six teachers' places are vacant for want of teachers.

WÜRTTEMBERG, constitutional monarchy: Area, 7,675 square miles; population, 1,829,481. Capital, Stuttgart; population, 107,273. Ministerial director of public instruction, von Roemer.

According to the Statistik des Unterrichts- und Erziehungswesens im Königreich Württemberg auf das Jahr 1876-1877, Württemberg has a university at Tübingen (for statistics, see under Germany); a school of agriculture and forestry at Hohenheim, with 26 professors and 80 students; a school of veterinary surgery at Stuttgart, with 12 professors and 35 students; 3 agricultural schools (at Ellwangen, Ochsenhausen, and Kirchberg), with 36 students; a school for wine culture (at Weinsberg), with 15 students; 5 agricultural winter schools, with 93 students; 829 agricultural Fortbildungsschulen (review schools), with 17,067 attendants; a polytechnic school at Stuttgart, with 72 professors and 506 students; a school of architecture at Stuttgart, with 45 professors and 856 students; 157 industrial Fortbildungsschulen (review schools), with 710 teachers and 11,729 pupils; an art school at Stuttgart, with 11 professors and 90 students, 65 males and 25 females; a conservatory of music at Stuttgart, with 42 professors and 211 students; 90 public secondary schools (Gymnasien, seminaries, and lycœums), with 8,366 pupils; 76 public Realschulen, with 261 professors and 7,539 students; 16 elementary city schools, with 49 classes, 49 teachers, and 2,164 pupils, and 3,939 elementary country schools (number of pupils not given).

BADEN, grand duchy: Area, 5,851 square miles; population, 1,478,015. Capital, Karlsruhe; population, 42,895. Director of educational affairs, G. Nokk.

For statistics of Baden's two universities, see under Germany. The expenditure for these two institutions and for the polytechnic school of Karlsruhe amounted to 993,892 marks in 1878. Baden spent 471,056 marks on secondary schools, 64,394 marks on industrial schools, 179,485 marks on teachers' seminaries, 616,756 marks on primary schools, 77,346 marks on deaf-mute and blind institutions, and 14,196 marks on a school of architecture.

HESSE-DARMSTADT, grand duchy: Area, 2,866 square miles; population, 866,614. Capital, Darmstadt; population, 43,665. Minister of the interior, Baron von Starck.

Hesse-Darmstadt has a university at Giessen, the statistics of which are found under Germany. For secondary instruction there are 6 Gymnasien, 1 Progymnasium, and 5 Realgymnasien. Primary schools are found in every commune, generally in good condition. All the children of school age attend school, except those mentally or bodily disabled.

ALSACE-LORRAINE, imperial land (Reichsland): Area, 5,580 square miles; population, 1,464,439. Capital, Metz; population, 45,856.

The following table shows the rapid growth of the University of Strassburg:

CLXIV REPORT OF THE COMMISSIONER OF EDUCATION.

*Statistics of the University of Strasburg from 1872 to 1875.*

Semester.	Number of matriculated students in —					Total number of matriculated students.	Number of bachelors.	Grand total.
	Protestant theology.	Law.	Medicine.	Philosophy.	Mathematics and natural sciences.			
1872.....	52	59	52	40	9	212	8	220
1872-'73.....	49	116	113	112	.....	390	18	408
1873.....	48	145	122	152	.....	467	28	495
1873-'74.....	48	156	165	195	.....	564	36	600
1874.....	53	161	184	223	.....	621	46	667
1874-'75.....	58	156	204	236	.....	654	66	720
1875.....	69	157	199	126	98	649	23	672
1875-'76.....	50	197	191	143	96	677	30	707
1876.....	49	211	178	139	97	674	26	700

In Lower Alsace there are 902 public schools, with 86,066 pupils; 31 private schools, with 1,836 pupils; 189 infant schools; 51 Fortbildungsschulen (review schools), with 1,282 pupils; 2 boarding schools for boys and 27 for girls. For the training of teachers there are 6 institutions, with 381 students. The total expenditure in 1877 for educational purposes was 590,644 marks, of which the state contributed 219,316 marks. In Upper Alsace, in 1877, there were 1,273 classes for public elementary instruction. The number of teachers was 1,279.

The city of Strassburg has 10,668 children in public and private elementary and higher schools. The number of teachers is 128, 64 males and 64 females.

HAMBURG, free city: population, with rural districts, 388,618.

Hamburg has a higher Gymnasium, with 16 classes and 483 pupils; a Realschule, with 21 classes and 711 pupils; a higher burgher school, with 13 classes and 369 pupils; a higher female school, with 20 classes and 643 pupils; 79 higher private schools, with 498 classes and 10,616 pupils.

The Hamburg seminary for the training of teachers has 96 students, and the male preparatory seminary 81 students. The female teachers' seminary has 22 students, and the female preparatory seminary 118 students. For popular education there are 25 public elementary schools, with 224 classes and 5,629 male and 5,116 female pupils; 87 denominational and private schools, with 303 classes and 108,837 pupils. There is besides a truant school, with 170 children, 154 boys and 16 girls. Of this number 102 were committed once, 36 twice, 17 three times, 9 four times, 3 five times, 2 six times, and 1 seven times.

BREMEN, free city: population, 142,200.

Bremen has a Gymnasium, with 350 pupils; a Realschule of the first rank, with 312 pupils; 2 public Realschulen of the second rank, with 655 pupils; 1 private Realschule, with 590 pupils; 4 higher private schools for boys, with 836 pupils; 8 higher private schools for girls, with 2,200 pupils; 15 public primary schools, with 6,955 pupils; 8 parish schools, with 4,282 pupils; 4 subsidized private schools, with 705 pupils; 2 orphan schools, with 263 pupils. The tuition fees in secondary schools are from 60 to 180 marks a year, according to the grade, and 20 marks in primary schools. In 1878 Bremen spent 772,100 marks for educational purposes.

GREAT BRITAIN AND IRELAND, constitutional monarchy: Area, 121,114 square miles; population, 33,799,376.

a. ENGLAND AND WALES. Capital, London; population, 3,533,484.

The following is abstracted from the report of the committee of the privy council on education for the year 1877:

In the year ending August 31, 1877, the inspectors visited 15,187 day schools in England and Wales, containing 22,033 departments and furnishing accommodation for 3,653,418 pupils. There were on the rolls the names of 3,154,973 children, of whom 1,100,116 were under 7 years of age, 1,929,523 between 7 and 13, and 125,334 above 13. Of these pupils 2,633,198 were present on the day of the inspector's visit, while 2,150,683 were, on an average, in daily attendance throughout the year.

The night schools examined during the year numbered 1,733; 57,785 pupils above 12 years of age were in average attendance.

The inspectors found 24,841 certificated teachers at work in the aided schools, while the training colleges, from which the supply of teachers is mainly recruited, were attended by 3,027 students.

The following table shows the progress made in elementary education since 1870:

	Years ending August 31—				
	1870.	1874.	1875.	1876.	1877.
Estimated population .....	22,080,163	22,648,609	22,044,459	24,944,010	24,547,309
Number of day and night schools inspected.	8,281	12,946	13,290	14,368	15,287
Number of departments:					
Day .....	12,061	17,646	19,945	20,788	22,033
Night .....	2,504	1,432	1,392	1,474	1,733
Accommodation:					
Day schools .....	1,873,584	2,861,319	3,146,424	3,426,318	3,653,418
Night schools .....		10,507	13,035	14,810	16,169
Present at examination:					
Day pupils .....	1,434,766	2,034,007	2,221,745	2,412,911	2,633,198
Night pupils .....	77,918	36,790	37,666	41,133	50,203
Average attendance:					
Day pupils .....	1,152,389	1,678,759	1,837,180	1,964,573	2,150,683
Night pupils .....	73,375	48,690	48,322	49,858	57,785
Number of teachers:					
Certificated teachers .....	12,467	18,714	20,940	23,053	24,841
Assistant teachers .....	1,262	2,469	2,713	3,173	4,021
Pupil teachers .....	14,304	27,031	29,607	32,231	34,008
Studying in training colleges .....	2,097	2,289	2,975	3,007	3,027

a Not connected with day schools.

The population under 1,859 school boards amounts to 12,994,977. The sum expended by the school boards in England during the year amounted to £3,187,535 and in Wales to £200,612.

*The school board for London.*—Following is an abstract of the report for 1878 of Sir Charles Reed, president of the London school board:

The board has under its control 278 schools, with 704 departments. These schools give accommodation for 192,000 children, which is an increase during one year of 36 schools, 112 departments, and 29,092 places. The estimated number of children in the metropolis requiring elementary education is 614,857. Of these the voluntary schools

## CLXVI REPORT OF THE COMMISSIONER OF EDUCATION.

provided at midsummer last for 278,923 and the board schools for 186,468, so that the entire provision at that time amounted to 465,391 school places. When the works of the board now in progress are completed its share of the supply will reach 240,000, thus securing a total provision for 518,000 children. London has now 203,132 efficient school places more than seven years ago, the increase being 77.4 per cent.

The attendance shows an improvement on previous years. The average number on the roll for the half year ending at midsummer was 192,425, and the average daily attendance 153,819, or 79.9 per cent.

The board schools have 2,378 adult teachers, of whom 406 hold first class certificates and 1,283 second class. These were exclusive of 1,479 pupil teachers and 272 candidates.

The subjects required by the code are the Bible and the principles of morality, reading, writing, arithmetic, grammar, history, elementary geography, and (in girls' departments) plain needlework. Singing is taught in infant schools, with good results. Drawing is taught to all the pupils. Instruction in cookery is given to the female teachers and senior girls.

The acknowledged diminution of juvenile crime in the metropolis may fairly be traced in part to the withdrawal by the board of so many children from the streets. In the whole of London the number of arrests on suspicion of children under sixteen was, in 1877-78, 294 boys and 60 girls, being the smallest number for simple larceny within the decade. In 1877 there were arrested 75,250 persons who could neither read nor write at all, or could do so only with great difficulty, while only 2,732 were arrested who could read and write well.

b. SCOTLAND: Population in 1877, 3,560,715. Capital, Edinburgh; population, 218,739.

The following is an abstract of the official report of the committee of the privy council on education in Scotland for the year 1877 :

*Elementary schools.*—In the year ending August 31, 1877, the inspectors visited 2,931 day schools to which annual grants were made, containing 3,217 departments under separate teachers and furnishing accommodation, at 8 square feet of superficial area a child, for 535,949 children. There were on the registers of these schools the names of 472,668 children, of whom 105,491 were under 7 years of age, 335,037 between 7 and 13, and 32,140 above 13. Of these pupils 417,699 were present on the day of inspection, while 360,413 were on an average in daily attendance throughout the year.

These figures show a considerable improvement on the returns given in the last report. The accommodation has increased by 79,521 school places, or 17.42 per cent.; the pupils on the register by 38,919, or 9 per cent.; those present at inspection by 41,052, or 10.89 per cent.; and the average daily attendance by 31,330, or 9.52 per cent.

*Training colleges.*—The inspectors found 4,880 certificated teachers at work in the aided schools, while the 7 training colleges, from which the supply of such teachers is mainly recruited, were attended in 1877 by 1,021 students.

c. IRELAND: Population in 1878, 5,351,060. Capital, Dublin; population in 1871, 245,732.

*National schools.*—In 1876 there were in operation 7,334 schools connected with the national board. The number of pupils on the rolls who made any attendance during the year was 1,032,215; the average daily attendance, 416,596; the number of male principals, 4,411; of female principals, 2,661; of male assistants, 742; of female assistants, 2,463; total teachers, 10,277, of whom 938 were first class, 2,960 second class, and 6,389 third class.

*Reformatory and industrial schools.*—These institutions number 10, 5 for males and 5 for females. The number of inmates in 1859 was 140, 94 boys and 46 girls; in 1869, 787, 621 boys and 166 girls; in 1877, 1,077, 824 boys and 253 girls. Of these 1,077 inmates 962 were Roman Catholics and 115 Protestants.

*Reformatory and industrial schools in Great Britain.*—The annual report to the home

secretary by the inspector of reformatory and industrial schools in Great Britain states that the schools continued to be managed generally with judgment and discretion, and the results compare favorably with those of previous years. The numbers under detention at the end of the year show that there is a growing tendency to increase in the numbers of commitments both to reformatory and industrial schools. "That both classes of schools," says the inspector, "have done and are doing good work may be taken for a fact, for if we look back to the police reports of some twenty or thirty years since we read of a professional class of juvenile criminals, which has in a great measure ceased to exist, owing principally to the action of these institutions."

The number under detention on December 31, 1878, in reformatories was: England—Protestants, 3,601 boys and 795 girls; Roman Catholics, 1,158 boys and 213 girls. Scotland—Protestants, 764 boys and 136 girls; Roman Catholics, 262 boys and 90 girls. Total, 5,775 boys and 1,234 girls.

The receipts of the reformatory schools amounted to £145,120, and the expenditure to £139,327. Of the 127 industrial schools in actual operation on the 31st December, 1878, 94 were in England and 33 in Scotland. They were distributed as follows: England—boys, 44 Protestant and 11 Roman Catholic; girls, 25 Protestant and 8 Roman Catholics; boys and girls, Protestant, 4; Protestant and Catholic mixed, 2. Scotland—boys, 10 Protestant and 2 Roman Catholic; girls, 9 Protestant and 2 Roman Catholic; boys and girls, 8 Protestant; unclassified, 2.

**GREECE**, constitutional monarchy: Area, 19,941 square miles; population, 1,437,894. Capital, Athens; population, 44,510.

In 1877-78, Greece had 989 public schools for boys, with 1,041 teachers and 63,156 pupils; 41 private schools for boys, with 3,558 pupils; 138 public schools for girls, with 165 teachers and 11,045 pupils; 26 private schools for girls, with 1,355 pupils; 136 Hellenic (secondary) schools, with 280 teachers and 7,646 pupils, and 18 gymnasia, with 120 teachers and 2,460 pupils.

The University of Athens has four faculties, with 48 ordinary and 19 extraordinary professors. Up to the close of the year 1877, 8,000 students had studied at Athens. There were 1,428 students in various special schools.

**ITALY**, constitutional monarchy: Area, 114,296 square miles; population, 27,769,475. Capital, Rome; population, 235,302. Minister of public instruction, Sr. de Sanctis.

Popular education has again been made compulsory by law of July 15, 1877. In 1875-76, Italy had 38,255 public day schools, viz, 18,991 for boys, 14,630 for girls, and 4,634 mixed. The number of private schools during the same year was 9,156, viz, 3,864 for boys, 4,372 for girls, and 920 mixed. The total number of public and private popular schools, therefore, was 47,411. The teaching corps consisted of 47,085 persons, viz, 23,267 males and 23,818 females. Of the 172,604 recruits examined in 1877, 95,442 had received no school education.

The number of scholars enrolled in 1875-76 was 1,931,617, against 1,008,674 in 1861-62. Of the 1,931,617 pupils on the rolls, 1,722,669 were in public and 208,948 in private schools; 1,054,469 were boys and 877,148 were girls.

The municipal council of Rome has resolved to abolish obligatory religious instruction in the communal schools.

For secondary education there were, in 1876-77, 80 government lyceums, with 5,684 pupils, and 104 gymnasia, with 10,423 pupils.

The total number of technical schools in Italy was 323 in 1874-75. Of these 63 were government institutions, and the rest belonged to the communes, religious corporations, and private persons. The total number of pupils was 22,123, of whom 6,586 were in government schools.

CLXVIII REPORT OF THE COMMISSIONER OF EDUCATION.

For superior education Italy has 21 universities, 17 of which are state institutions, and 4 private. The following table shows the number of students at each university in 1877-78:

University of—	Number of students in 1877-78.	University of—	Number of students in 1877-78.
Bologna.....	551	Pisa.....	553
Cagliari.....	73	Rome.....	694
Catania.....	153	Sassari.....	77
Genoa.....	440	Sienna.....	153
Macerata.....	47	Turin.....	1,435
Messina.....	96	Camerino.....	28
Modena.....	216	Ferrara.....	57
Naples.....	2,648	Perugia.....	63
Padua.....	907	Urbino.....	53
Palermo.....	360	Total.....	9,364
Parma.....	187		
Pavia.....	642		

NETHERLANDS, constitutional monarchy: Area, 29,537 square miles; population, 3,924,792. Capital, The Hague; population, 104,005.

The following is an abstract of *Verlag van den staat der hooge-, middelbare en lagere scholen in het Koninkrijk der Nederlanden over 1876-1877*:

A new school law has passed the Dutch Chambers and received the sanction of the King. The law requires provision to be made for such education for all children as will make them good citizens. Private schools are allowed. Religious instruction is entirely abolished in the public schools, but the lessons shall be so arranged that the children may find an opportunity to receive religious instruction outside the schools in their respective churches. Compulsory education is not prescribed by law, but parents who neglect to send their children to school cannot receive assistance from the poor fund.

*Superior education.*—With the elevation of the Athenæum of Amsterdam in 1877 to the rank of a complete university, the Netherlands contain 4 institutions for superior instruction, viz, one each at Amsterdam, Leyden, Utrecht, and Groningen. The following tables show the condition of these institutions in 1876:

*Statistics of Dutch universities for 1876.*

Faculties.	Number of students at Leyden.	Number of students at Utrecht.	Number of students at Groningen.	Total.
Theology.....	69	214	28	304
Law.....	574	142	50	766
Medicine.....	269	83	63	415
Philosophy and natural sciences.....	96	34	37	167
Literature.....	79	33	18	130
Total.....	1,080	506	196	1,782
Number of students in 1875.....	980	527	177	1,684
Increase.....	100	(a)	19	98

a A decrease of 21.



*Statistics of the Athenaeum of Amsterdam, 1875-76.*

Faculties.	Number of students.
Theology.....	12
Law.....	47
Medicine.....	316
Literature.....	15
Philosophy and natural sciences.....	8
Total.....	398

For secondary education there are 51 Gymnasien, with 1,351 pupils; 39 Realschulen, with 4,171 pupils; 10 higher female schools, with 776 pupils, and 19 industrial schools, with 3,929 pupils.

The Netherlands have 3,821 primary schools with 258,289 boys and 234,885 girls. The primary review schools number 195, with 6,076 boys and 4,335 girls.

An educational museum has been established in Amsterdam, being designed to promote the development of the educational system of the Netherlands by temporary and permanent exhibitions of objects relating to school hygiene, school architecture, and school management. Special meetings are to be held in the museum, at which lectures are to be given on the objects of the exhibition.

PORTUGAL, constitutional monarchy: Area, 36,510 square miles; population, 4,657,538. Capital, Lisbon; population, 253,496.

The budget for 1878 contains 1,673,872 francs (\$323,057) for popular schools. In 1876 there were 4,510 schools, with 198,131 pupils; of these 4,510 schools, 2,798 were public and 1,712 private.

For secondary education there were 21 lycœums, with 2,457 pupils. The University of Coimbra had 865 students in 1876-77.

RUSSIA, absolute monarchy: Area, 8,444,766 square miles; population, 87,799,000. Capital, St. Petersburg; population, 667,963. Minister of public instruction, Count D. Tolstoy.

The following are the principal provisions of the recently published school regulations: The object of the public schools is to fortify in the population moral and religious deas and to teach indispensable elementary branches. The course of study contains religion, the mother tongue, writing, the four rules of arithmetic, and the singing of hymns. The schools are open to all children without distinction of religious or social position. If circumstances do not permit the separation of the two sexes they have to be educated together. The administrators of schools establish gratuity of instruction, or fix the amount of school fees. Private persons may not establish schools without the authorization of the school council of the district. The district and provincial school councils are appointed by the central civil and ecclesiastical authorities.

*Condition of education.*—The Sanct Petersburger Zeitung contains the following data relative to the condition of education in Russia:

The school budget for 1878 amounts to 15,971,289 roubles (1 rouble = 73.4 cents). The number of universities is eight. They are situated at St. Petersburg, Moscow, Kharkof, Kazan, Odessa, Kief, Dorpat, and Warsaw. The following tables give the statistics of these schools for 1874:

*Statistics of Russian universities for 1874.*

Universities.	Faculties.								Total number of students.	Number of hearers.	Grand total.	
	Theology.	History and philology.		Law.	Mathematics and natural sciences.			Medicine.				Oriental languages.
		Section of political sciences.	Section of history and philology.		Section of law.	Section of administrative law.	Section of mathematics.					
St. Petersburg .....		96	548	46	194	218		46	1,150	73	1,223	
Moscow .....		75	328		104	22		631	1,161	40	1,201	
Kharkof .....		28	138		26	14	7	194	407	23	430	
Kazan .....		46	115	26	39	13		223	469	50	519	
Odessa .....		39	143		25	50	2		250	23	281	
Kief .....		59	171		27	21		416	694	78	772	
Dorpat .....	85	24	68	189	31	62		294	753		753	
Warsaw .....		35	171		34	17		225	423	32	520	
<b>Total .....</b>	<b>85</b>	<b>24</b>	<b>448</b>	<b>1,803</b>	<b>72</b>	<b>480</b>	<b>418</b>	<b>9</b>	<b>1,923</b>	<b>46</b>	<b>5,368</b>	
		473		1,875		907						

*Scholarships and subsidies in Russian universities in 1874.*

Universities.	Number of scholarships.	Amount.	Number of subsidies.	Amount.	Total amount of scholarships and subsidies.
		<i>Roubles.</i> <sup>1</sup>		<i>Roubles.</i>	<i>Roubles.</i>
St. Petersburg .....	360	82,961 38	495, from 10 to 100 roubles	16,542 00	105,503 38
Moscow .....	395	99,243 67	558, from 10 to 50 roubles	10,723 30	109,966 97
Kharkof .....	146	35,892 88	178, from 30 to 60 roubles	7,364 33	43,257 21
Kazan .....	196	46,442 85	250, from 30 to 60 roubles	8,988 99	55,431 84
Odessa .....	119	94,752 51	31, from 20 to 50 roubles	950 00	25,702 51
Kief .....	110	19,749 9	256, from 10 to 120 roubles	7,625 00	27,374 9
Dorpat .....	73	13,171 10	67, from 10 to 30 roubles	1,160 00	14,331 10
Warsaw .....	114	23,058 10	475, from 5 to 20 roubles	7,221 00	30,279 10
<b>Total .....</b>	<b>1,506</b>	<b>351,272 23</b>	<b>2,310, from 5 to 120 roubles</b>	<b>60,585 32</b>	<b>411,857 75</b>

<sup>1</sup>The rouble = 73.4 cents.

There are besides 195 Gymnasien and Progymnasien, with 50,701 pupils; 56 Real-schulen, with 10,888 students; 53 clerical seminaries, with 12,227 students; 223 female high schools, with 34,878 pupils; 68 teachers' seminaries, with 4,968 pupils, under the ministry of public instruction, besides 10 under other control, the number of pupils in which is not given; and 25,491 elementary schools, with 1,074,559 pupils.

*Pedagogical museums.*—There are two pedagogical museums in St. Petersburg, one specially intended for higher primary, the other for lower primary schools. They aim

to keep teachers informed of the new school manuals and appliances which appear and facilitate their choice of the books and apparatus which will be the most serviceable in the different parts of the empire. There are smaller collections of the same kind in most of the pedagogical seminaries.

**SPAIN**, constitutional monarchy: Area, 182,758 square miles; population, 16,932,814. Capital, Madrid; population, 367,284. Minister of the interior, F. Romero y Robledo.

Spain has 29,047 schools, 22,884 public and 6,163 private. The total number of pupils is 1,633,238.

In December, 1877, there were 16,745 persons in Spanish prisons, 15,997 males and 748 females. Of these, 10,545 could neither read nor write, 794 read only, 5,112 read and write, and 294 had received a higher education.

*Schools in Madrid.*—Madrid has 36 elementary schools, 6 infant schools, and 4 review schools for boys, and 37 elementary schools, 6 infant schools, and 4 review schools for girls. The total number of pupils of all these schools is 9,869. There are besides 149 private schools for boys and 192 private schools for girls, with 14,172 pupils.

There have also been established 3 Kindergärten, which are in a flourishing condition.

**SWEDEN**, constitutional monarchy: Area, 170,979 square miles; population, 4,484,542. Capital, Stockholm; population, 165,677.

The following is an abstract of the article "Education," in the Swedish Catalogue for the Paris Exhibition in 1878:

*Primary schools.*—Primary education in Sweden is regulated in accordance with a law of June 13, 1842, with several amendments made to meet the growing wants of the people. According to this law there must be in every community and in every parish at least one primary school, stationary if possible, with a teacher who has been educated at a seminary. Two or more parishes forming one pastorate may, however, on account of poverty or sparseness of population, unite in one school district. They may also employ ambulatory teachers if they cannot afford to establish a stationary school. The stationary schools are chiefly found in towns and villages and the ambulatory schools in places where the population is small in proportion to the extent of territory. There is still a third kind of schools, infant schools, which are both stationary and ambulatory. They were first established in 1853.

In 1858 the so-called higher national schools were established, the object of which is to give to those children of the working classes who are desirous of obtaining a higher education an opportunity to do so without leaving their usual occupations.

*School statistics.*—In 1874, when the population of Sweden numbered 4,341,559, there were 3,825 primary schools (2,676 stationary and 1,149 ambulatory), 4,296 infant schools, and 10 higher national schools. Besides the public schools there is a large number of private schools, especially in the cities. Education is compulsory for all children of school age, 7 to 14. In December, 1874, the school population was 738,204, or 17 per cent. of the total population. Of these 738,204 children, 374,234 were boys and 363,970 girls. The number of children attending primary schools in 1874 was 615,135, or 83.3 per cent. of the school population. But it has to be taken into consideration that 9,267 children of school age attended the secondary schools, 29,066 various private schools, and 67,021 received an education at home. The total number of children of school age receiving school or home education amounts to 720,489, or 97.6 per cent. of the total school population. Two thousand six hundred and five children of school age were either mentally or bodily disabled, and 15,110 did not attend school for other reasons.

The number of male teachers in 1874 was 4,803 and of female teachers 4,092. For the training of teachers Sweden has 7 male and 4 female normal schools. In 1877 the male normal schools had 783 pupils and the female normal schools 315.

*Secondary schools.*—The object of the public secondary schools supported by the state is to impart a general education (law of January 29, 1859) above the standard of the primary schools and an elementary knowledge of the sciences which are more thoroughly

CLXXII REPORT OF THE COMMISSIONER OF EDUCATION.

treated at the university or some other higher institution of learning. These secondary schools are called in Sweden "elementarläroverk," or elementary schools, since the elements of science are treated. The higher elementary schools have seven classes, and the lower elementary schools three or five. Besides the 78 secondary schools there are 18 so-called "pedagogics." These schools have about the same object as the lower secondary schools.

The course of study in secondary schools covers 9 years of 36 weeks each. The number of lessons is from 27 to 32 a week exclusive of the time devoted to singing and gymnastics.

The subjects of instruction in the different departments and classes and also the number of hours a week fixed for each subject will be seen by the following plan of instruction :

Subjects.	Regular course.					Classical course.				Practical course.			
	First class.	Second class.	Third class.	Fourth class.	Fifth class.	Sixth class.		Seventh class.		Sixth class.		Seventh class.	
						First division.	Second division.	First division.	Second division.	First division.	Second division.	First division.	Second division.
Religion.....	3	3	3	2	2	2	2	2	2	2	2	2	2
Swedish.....	5	6	6	4	3	2	2	2	2	2	2	3	3
Latin.....				a8	a8	8	8	7	7				
Greek.....						7	7	5	5				
German.....	6	7	7	4	3	1	1			2	2		
French.....					3	4	4	5	3	4	4	5	5
English.....				b8	b8					3	3	3	3
Mathematics.....	4	5	5	5	5	3	3	4	4	7	7	6	6
Natural sciences.....	2	2	2	2	2								
History and geography.....	4	5	5	5	4	3	3	3	3	3	3	4	4
Philosophical propædeutics.....										2		2	2
Natural history.....						2	2	2	2	1	1		
Physics.....										4	4	2	2
Chemistry.....										2	2	} 3	3
Mineralogy.....													
Penmanship and drawing ...	3	2	2							2	2	2	2
Number of hours per week	27	30	30	30	30	32	32	30	30	32	32	32	32

a Only for pupils not studying English.

b Only for pupils not studying Latin. One of these hours may be devoted to instruction in drawing.

The total number of pupils in the secondary schools is 13,337. The number of pupils in private secondary has not been ascertained. Higher schools for girls are found in almost every city.

*Superior education.*—Sweden has two universities: Upsala, the oldest in the North, established in 1477, and Lund, established in 1668. In 1877, Upsala had 1,484 students, and Lund 575. The number of professors in Upsala is 115 and in Lund 72.

*Technical education.*—Technical education in Sweden is provided for in lower and higher technical schools. The first named are intended for the instruction of workmen who are engaged during the day, and are open on Sundays and every evening during the week. There are four principal institutions of this class—at Norrköping, Malmö, Örebro, and Borås—all of them being affiliated with the elementary technical schools in the same towns—with a school intended exclusively for iron and steel workers.

The number of pupils in these 5 schools was 1,318 in 1877. They are in general maintained at the expense of the various communes, but the school for iron and steel workers is a government school, with an annual grant of 6,600 crowns. The state, moreover, aids the primary schools, 20,000 crowns being annually appropriated for this purpose on condition that each commune contributes an amount equal to the government grant. The elementary technical schools, in the four towns above mentioned, give a higher grade of instruction, involving a course of three years, and including chemistry, mechanics, mineralogy, geology, mathematics, and practical work in the shop. Each staff consists of 4 lecturers, a workshop instructor, and 5 assistant teachers. The four schools together had 366 pupils in 1877, and the grant for 1878 amounted to 99,400 crowns.

Chief of the higher technical schools, the school of arts and trades at Stockholm was established in 1846, and has a large staff of teachers, consisting of 14 head teachers, 17 regular teachers, and from 50 to 60 assistant teachers. In 1877, the number of students was 2,673, of whom 810 were women and girls.

At Borås there is also a school for textile weaving, the course of instruction in which is from 18 months to 2 years. It had 39 pupils in 1876-77.

The Chalmers industrial school at Gothenburg was formed by a bequest in 1811, though it did not commence operations until 1829. It furnishes a much higher class of education in natural science for those who are going into the various professions. The staff consists of 1 director, 3 lecturers, 8 assistant teachers, and a demonstrator, with such number of assistants as is found necessary. The number of students in 1877 was 124, besides 53 occasional attendants. Although the Chalmers school was founded by a private person, the state contributes about 40,000 crowns a year to its support.

The polytechnic school at Stockholm in 1869 absorbed the mining school at Falun. The course of study occupies from three to four years, and the teaching is given by 12 professors, 6 lecturers, 5 assistant teachers, and several special teachers. The attendance in 1876-77 was 277, and the state contribution in 1878 was 139,200 crowns.

SWITZERLAND, confederate republic: Area, 15,992 square miles; population, 2,776,035. Capital, Berne; population, 36,001.

There are three universities in Switzerland: one at Basel, with 69 professors and 244 students; one at Berne, with 87 professors and 361 students; and one at Zürich, with 83 professors and 352 students. The colleges at Waadt, Neuenburg, and Genf, in French Switzerland, also enrolled 647 students.

For special education there is a school of veterinary surgery at Berne with 7 professors and 19 students, and a polytechnic school at Zürich, with 1,014 students.

From the Swiss educational reports for 1878, it appears that there are 1,530 primary schools reported, with 7,142 classes, 429,639 pupils, and 7,963 teachers. The 3,185 female industrial schools also had 101,710 pupils, with 2,236 female teachers. In the industrial, trade, and review schools for boys (Fortbildungsschulen), which numbered in all 818, 14,202 pupils were reported.

In 8 cantons, 355 infant schools contained 17,025 children. In private schools of different grades for both sexes 10,139 pupils were enrolled.

The secondary schools, among which are included some higher industrial schools and normal seminaries, enrolled 30,812, 21,192 boys and 9,620 girls.

## II.—ASIA.

INDIA, British colony: Area, 908,350 square miles; population, 191,168,412.

The following data have been translated from Seyffarth's *Allgemeine Chronik des Volksschulwesens* for 1878:

In Burmah the total expenditure for educational purposes in 1875 amounted to \$133,000. The government aided 1,170 schools. The total number of pupils of all the schools was 33,027.

## CLXXIV REPORT OF THE COMMISSIONER OF EDUCATION.

The province of Assam, with a population of over 4,000,000, has 1,191 schools, with 29,925 pupils. The expenditure for educational purposes amounted to \$24,000 in 1875.

In 1876, Lord Lytton, viceroy of India, laid the foundation of the first Anglo-Mohammedan university for India.

**JAPAN**, absolute monarchy: Area, 160,474 square miles; population, 34,084,784. Capital, Tôkiô; population, 813,500. Acting minister of education, Tanaka-Fujimaro.

The following is an abstract of the report of the minister of education for 1876:

*Elementary schools.*—The number of elementary schools in all the seven school districts was 24,947, of which 23,497 were public and 1,460 private. The number of teachers was 52,262, of whom 49,294 males and 983 females were in the public schools and 1,720 males and 265 females in private schools. The number of pupils was 2,067,801, 1,493,583 boys and 501,897 girls in public schools and 47,258 boys and 25,073 girls in private schools. On an average there were 39.57 pupils to one teacher, and one pupil to every 16.48 inhabitants. Compared with the preceding years, it will be found that the number of public schools has increased by 1,499, that of the teachers of public schools by 9,223, and that of the pupils of public schools by 191,441; while the number of private schools has decreased by 777, that of teachers of private schools by 1,467, and the number of pupils of private schools by 49,766. If the number of both public and private elementary schools, 24,947, be compared with the school population, 5,160,918, it will be seen that there was one elementary school to every 206 of the school population.

*Middle schools.*—There were 201 middle schools, 18 public and 183 private. The number of teachers was 421, of whom 405 were native male teachers, 12 native female teachers, and 4 foreign male teachers. The number of pupils was 11,570, 10,540 males and 1,030 females. These figures, compared with the preceding year, show an increase of 85 schools, 156 teachers, and 5,950 pupils.

*Normal schools.*—The number of elementary normal schools was 102, of which 7 belonged to the government and 91 were established at public expense. There were only 2 normal colleges for the training of teachers for middle schools. The total number of teachers of normal colleges was 28 and that of students 157. The number of teachers of elementary normal schools was 709, of whom 690 were males and 19 females. The number of students was 8,815, of whom 8,352 were males and 463 females.

These figures show that there is an increase over the preceding year of 12 elementary normal schools, 121 teachers, and 1,119 students, and an increase of 2 normal colleges, 23 teachers, and 157 students.

*Colleges of special sciences.*—The Tôkiô Kaiseigakko (school of science) had 39 teachers, 21 natives and 18 foreigners, and 234 students. The Tôkiô Igakko (medical college) had 31 teachers, 23 natives and 8 foreigners, and 573 students. Besides the above named colleges there were 5 public and 6 private colleges for special sciences, with a total number of 125 professors and 1,361 students.

*Foreign language schools.*—The number of foreign language schools was 92, of which 9 belonged to the government, 6 were instituted at public expense, and 77 belonged to private individuals. There was one foreign language school in which French, German, Russian, and Chinese were taught, 87 in which English, one in which French, and one in which German was taught. The number of teachers was 442, of whom 377 were natives. The number of pupils was 6,292, 5,825 males and 467 females.

*Text books.*—There are 162 different kinds of text books used in elementary schools, of which 60 are published by the department of education, 25 by other departments, and 77 by private publishers.

*Students in foreign countries.*—There are at present 21 students in foreign countries at the expense of the department of education. Two of the students entered the law department of the Boston University, one the law department of Harvard University, one the law department of Columbia College, three the mining department of the same college, two the Rensselaer Polytechnic Institute at Troy, N. Y., one the École centrale des arts et métiers at Paris, and one the mining school at Freiberg, Saxony.

## III.—AFRICA.

ALGERIA, French colony: Area, 198,960 square miles; population, 2,967,626.

Algeria has 631 primary schools, 526 of which are public and 105 private; 202 for boys, 223 for girls, and 201 mixed. The number of pupils is 51,075, 25,700 boys and 25,375 girls. For infants there are 163 salles d'asile, which are attended by 19,661 children. The adult schools number 141, with 4,362 male and 396 female attendants.

## IV.—SOUTH AMERICA AND NORTH AMERICA.

ARGENTINE REPUBLIC, confederate republic: Area, 515,709 square miles; population, 1,677,490. Capital, Buenos Ayres; population in 1878, 200,000.

The following has been abstracted from the Catalogue général détaillé of the Argentine Republic for the Paris Exposition of 1878:

The Argentine Republic devotes every year \$2,000,000 to public instruction. Buenos Ayres alone, where instruction is gratuitous and obligatory, spends \$1,000,000 a year. There are 1,368 public primary schools, with 89,568 pupils; 578 private primary schools, with 26,676 pupils; 5 graded public schools, with 528 pupils; 6 practice schools, with 1,118 pupils; 2 practice schools at Buenos Ayres, with 618 pupils; 23 public evening schools for workingmen, with 2,304 attendants; 14 national colleges, with 1,921 students; 10 provincial and private colleges, with 780 students; 5 male normal schools, with 299 students; 1 female normal school, with 22 students; 2 female normal schools at Buenos Ayres, with 150 students; 1 university at Buenos Ayres, with 1,256 students; 1 university at Cordova, with 296 students; and 14 special schools, with 1,390 students—a total of 2,031 schools, with 127,036 students.

BRAZIL, constitutional empire: Area, 3,287,964 square miles; population, 10,108,291. Capital, Rio de Janeiro; population, 274,972.

In 1875 Brazil had 5,716 primary and secondary schools of all kinds, with 188,270 pupils. The polytechnic school at Rio has 44 professors and 417 students. A decree of November 30, 1876, creates two normal schools at Rio for the training of primary school teachers.

In the province of Rio Grande do Sul there are many German schools under the control of foreign teachers. These schools are in a flourishing condition, despite the many obstacles to be overcome.

CANADA (Dominion of Canada), British possession: Area, 3,540,000 square miles; population, 3,686,096. Capital, Ottawa; population, 21,545.

Public instruction, in most of the provinces, is under the control of a council of education and of one or more superintendents. Instruction is entirely gratuitous in the province of Ontario. In the provinces of Ontario, Manitoba, and British Columbia, education is compulsory. In the province of Quebec no compulsory laws are in existence, but the parents have to pay school fees for all their children of school age, 7-14, whether they send them to school or not. The children of the poor are in all provinces admitted free to the public schools. The number of female teachers is larger by far than that of male teachers.

a. BRITISH COLUMBIA: Area, 356,000 square miles; population, 33,586. Capital, Victoria. Superintendent of education, John Jessup.

The following is an abstract of the official report for 1876-'77:

The number of children in the province between the ages of 5 and 16 is 2,734; 1,888 of these children are in actual attendance more or less regularly. To these may be added 50 reported "of other ages," making 1,938 in all, 1,072 boys and 866 girls—an increase of 253 over last year. One hundred children are reported as absentees. The above figures do not include the children of the three principal centres of population, Victoria, Nanaimo, and New Westminster. The average salary of teachers is \$702.07 per annum.

The high school has just completed its first year. Attendance, from the commencement, has been large—60 pupils on the rolls and 49 on an average. The course of study includes geography, grammar, rhetoric, composition, mythology, botany, physiology, natural philosophy, astronomy, chemistry, arithmetic, algebra, mensuration, Euclid, book-keeping, Latin, Greek, modern languages, drawing, and music.

CLXXVI REPORT OF THE COMMISSIONER OF EDUCATION.

b. **NEW BRUNSWICK:** Area, 27,393 square miles; population, 285,594. Capital, Fredericton. Chief superintendent of education, Theodore H. Rand.

New Brunswick has 1,168 primary schools, with 60,513 pupils; 1 normal school, with 109 pupils; 28 secondary schools, with 2,827 pupils; 3 colleges, with 186 students; and 4 special schools, with 224 students.

c. **NOVA SCOTIA:** Area, 21,731 square miles; population, 367,800. Capital, Halifax; population, 29,582. Superintendent of education, A. S. Hunt.

Nova Scotia has 1,729 primary schools, with 91,993 pupils; 1 normal school, with 112 pupils; 18 secondary schools, with 3,285 students; 6 colleges, with 197 students; and 5 special schools, with 279 students.

d. **ONTARIO:** Area, 107,780 square miles; population, 1,690,851. Capital, Toronto; population, 46,092. Minister of education, Adam Crooks.

The following is an abstract of the report of the minister of education for 1877:

The total receipts for all public school purposes for the year 1877 amounted to \$3,423,185, showing an increase of \$29,529 over the preceding year. The total expenditure amounted to \$3,073,489, an increase of \$67,033. The school population (5-16) was 494,804, a decrease of 7,446; the number of children 5 to 16 in attendance, 469,241, an increase of 4,877; number of children of other ages attending school, 21,619, a decrease of 4,554; total number of children attending school, 490,860, an increase of 323. The number reported as not attending any school is 15,974. The average daily attendance was 217,184, an increase of 4,701.

The number of Roman Catholic separate schools is 185, an increase of 18. The number of pupils in the separate schools was 24,952, a decrease of 342; average attendance, 12,549, a decrease of 230. The number of teachers of separate schools was 334.

*High schools.*—The total receipts for high schools in 1877 was \$357,520; the total expenditure, \$343,710. The number of pupils in English grammar and literature was 8,819; in composition, 8,772; in reading, dictation, and elocution, 8,762; in penmanship, 6,807; in linear drawing, 2,755; in book-keeping, 3,021; in arithmetic, 9,227; in algebra, 8,678; in geometry, 8,113; in logic, 9; in mensuration, 4,435; in history, 9,106; in geography, 9,158; in natural philosophy, 2,168; in chemistry, 2,547; in natural history, 325; in physiology, 539; in French, 3,091; in German, 442; in Latin, 4,955; in Greek, 871; in gymnastics and drill, 1,067.

*Free public libraries.*—The number of libraries, exclusive of subdivisions, is 1,499; the number of volumes, 281,135.

*The educational museum.*—The educational museum forms a valuable part of the Ontario school system. It consists of a collection of school apparatus for public and high schools, of models of agricultural and other implements, of specimens of the natural history of the country, and of casts of antique and modern statues and busts; there are also copies of some of the works of the great Dutch, Flemish, and Spanish masters, and the Italian school of painting is particularly well represented. It also contains many objects of improved school appliances and architecture, as well as collections for promoting art, science, and literature.

e. **PRINCE EDWARD ISLAND:** Area, 2,133 square miles; population, 94,021. Capital, Charlottetown; population, 8,807. Superintendent of education, Edward Manning.

Prince Edward Island has 390 primary schools, with 14,410 pupils; 1 normal school, with 84 pupils; 25 secondary schools, with 1,344 pupils; and 2 colleges, with 120 students.

f. **QUEBEC:** Area, 195,355 square miles; population, 1,191,516. Capital, Quebec; population, 59,695.

The following statistics are taken from the official report for 1877-78:

Number of universities, 3, with 85 teachers and 731 pupils; secondary schools, 225, with 1,261 teachers and 33,045 pupils; normal schools, 3, with 49 teachers and 306 pupils; special schools, 17, with 94 teachers and 1,866 pupils; primary schools, 4,453, with 5,250 teachers and 201,141 pupils; total, 4,701 schools, 6,739 teachers, and 237,049 pupils. Of these schools 4,209 are under government control.



While Dr. Philbrick was representing the educators of his country so creditably, many pleasant descriptions of and allusions to his work and the educational collection in his charge had been received by this Office. The senior vice minister of education in Japan, Mr. F. Tanaka, wrote as follows:

I am very glad to hear from a commissioner sent to the Paris Exposition from our department of education that your government has exhibited in the fair many things connected with education which create much interest and are much admired by European educators.

Notable among the events accompanying the exhibition were the conferences and conventions which were held and of which elaborate reports will be issued by the French Government.<sup>1</sup> In addition to his other duties, Dr. Philbrick represented the United States in the international congress to ameliorate the condition of the blind and of deaf-mutes, the sessions of which were held in Paris between September 23 and September 30, 1878.<sup>2</sup>

Reference has been made to the 1,250 teachers and superintendents from all parts of France who visited the Exposition at the invitation and expense of the government and for whose benefit several of the conferences alluded to were organized. The following extracts from the farewell remarks made on their departure by M. Bardoux minister of instruction and fine arts, aptly illustrate the spirit and purposes of the government:

We have wished that you should leave Paris with increased love for your country and that you should judge for yourselves what energetic efforts have been made during the last eight years to elevate your country. Exercise thus a regenerating influence and teach those around you to love our dear country.

May all the good examples you have seen, the eloquent discourses you have heard, and all the admirable things which you have studied make you better understand your duty and responsibilities. We confide to you our children; return them to us honest men and good French citizens.

#### SPECIAL INSTRUCTION.

Scientific and technical or industrial colleges imply preliminary courses of instruction in their specialties. Public sentiment favors such provision, and efforts are being made in various directions to meet the demand. These experiments are (1) independent enterprises, (2) those in connection with existing private institutions, and (3) those under public auspices. Many schools are reported under the first class, comprehending a great variety of arts and industries.

The Industrial School, Boston, Mass., was formed by the consolidation of the Whittling and Industrial Schools in the winter of 1876-77 and maintained by the Industrial Education Association. Prior to the union the Whittling School had been carried on for five seasons in the chapel of Hollis Street Church and the Industrial School for two seasons in the Lincoln Building. The city gave the new school the use of the ward room on Church street, and there on Tuesday and Friday evenings of each week the school was open from seven to nine o'clock. Mr. Frank Rowell, who had been the superintendent of the Whittling School from its beginning consented to take charge of the consolidated school without remuneration, and Messrs. J. H. Fifield and Charles B. Cox, practical wood carvers, were employed to give the instruction. Thirty-two boys, ranging from 12 to 16 years of age, were admitted to the school. About half of them were still attending the day school; the others were employed in stores and offices. So great was the pressure from applicants that if any boy was absent two successive evenings his place was taken by another. A rank list was kept and pasted on the wall, and each boy knew how his work was estimated by consulting the list. A course of twenty-four lessons in wood carving was prepared with special reference to securing

<sup>1</sup> While this report is preparing, the Office has received the earlier series of these documents. They are issued by the ministry of agriculture and commerce, the editor being M. Charles Thirion, secretary of the central committee on congresses and conferences.

<sup>2</sup> This Office has since received the report of the congress; it is a handsome octavo volume of 537 pages.

the greatest amount of instruction with the least expenditure for tools and material. The tools used were the flat chisel, the gouge, and the veining tool. Smooth blocks of whitewood, 6 inches long by 2 or 3 inches broad and 1½ inches thick, were the material used. No specific article was made in the school, the object not being to educate artisans of any special name, but to give the boys an acquaintance with certain manipulations equally useful in all trades. The report of the committee shows that they regard it as proved that schoolboys from 12 to 16 years old can be successfully and economically taught the use of tools and the methods of working materials by the Russian system. They consequently urge the school committee of Boston to examine their work with a view to adopting it, with such modification as will best adapt it to the scheme of public instruction. The cost of the experiment of the wood carving class for the season was about \$300, which was raised by subscription.

The Boston Society of Decorative Art has united with the School of Art Needlework. The needlework department is under the direction of Mrs. Amelia Smith, a pupil of the Royal School of Art Needlework, London. The society purposes to develop decorative talent, to enable men and women to take advantage of existing schools or of classes in various branches of decorative work hereafter to be established by the society, to encourage and stimulate the production of designs for manufactured objects, and to bring about the practical application of such designs by obtaining orders from manufacturers, importers, private individuals, and dealers in all articles of household art.

#### SCHOOLS OF COOKERY.

The Ninth Census of the United States reported that there were, in 1870, 7,589,000 families. These must as a whole have required a corresponding number of cooks; and of these by far the greater number must have been members of the families for whom they worked, and must have had a personal interest in the cost and palatableness of the food prepared. How many of them had any reasonable knowledge of the elementary principles of the art is a matter of great interest.

There are two arts on which human society depends for the necessaries of life: agriculture and cookery; the one supplies the material of food, the other its preparation for the digestive organs. It should be the aim of all domestic economy to produce food without wasting the nitrogenous ingredients of the soil, and to cook food without wasting its nutritive power or injuring its sapid qualities. Can a judicious government entirely avoid encouraging these objects in suitable ways?

The supply of nitrogenous manures to soils has been thought worthy of extensive public and private inquiry, but no great attention has been paid by governments to the supply of food, except as a means of revenue. Surely this neglect is neither philosophical in spirit nor practical in administration.

The States and the Federal Government have done part of their duty towards agriculture by establishing agricultural societies and colleges. But nothing has been done to foster schools of cookery in this country except by private enterprise. Nor is there any national custom which tends to correct this deficiency. It is very different in several foreign countries.

In Germany strict provision is made for the training of girls of all ranks in domestic industry. This is done in the individual homes or by a system of social exchange. In Great Britain public interest in instruction in domestic branches was first excited by the delivery of Mr. Buckmaster's lectures on food, given at the invitation of Her Majesty's commissioners in connection with the food exhibit of the International Exhibition at London, 1873-74. The use of the building in which Mr. Buckmaster delivered these lectures was given by the commissioners in 1873 to the South Kensington National Training School for Cookery, under the superintendence of Lady Barker.

From this beginning have resulted classes in middle class and artisan cookery in various localities of London and in practical cookery in connection with the public schools of London. The work in these is conducted by lessons on food and its

preparation given in every girls' school, while for advanced classes there are 21 practice kitchens established in different parts of the city, fitted with suitable appliances and presided over by skilful teachers of cookery.

The Edinburgh School of Cookery, the influence of which has been greatly extended by lessons given in other parts of the city, in Leith, in Portobello, in some boarding schools, and in 41 towns and villages, began its work in 1875, and about the same time the Northern Union of Schools for Cookery was formed, which includes the Liverpool training school, and schools in Cambridge, Leamington, Bolton, Manchester, Glasgow, Leeds, and many other towns.

The movement in the United States began with the opening of the New York Cookery School in 1874, under the management of an institution for teaching women and girls the principles of various occupations; its present head, Miss Juliet Corson, was at that time secretary of the society and was charged with the immediate supervision of the new department. In 1876, Miss Corson opened the New York Cookery School in its present quarters in St. Mark's Place, near Cooper Institute. The plain cooks' class was opened in the school in March, 1877. During the winter of 1877-78, in the ladies' regular class and the plain cooks' class 130 lessons were given to about 1,200 persons.

The Cookery School, Boston, Mass., under the direction of Miss Maria Parloa, author of the *Appledore Cook Book*, was opened in October, 1877, and continues with unabated success.

The object of all these schools is the same, viz, training in cooking, and the diffusion of general information concerning food, and its relation to health and to domestic economy.

The Kitchen Garden is a school for teaching little girls the various branches of household industry by an ingenious adaption of object teaching. The system was invented by the founder of the schools, Miss Emily Huntington, who made the first experiment in New York City in 1877. A number of similar schools have since been established in New York, Brooklyn, and Boston, conducted by pupils of Miss Huntington. In each of the cities the benevolent enterprise has been fortunate in securing the support of ladies of wealth and refinement.

The instruction is embodied in six lessons, requiring one month's application each, and comprehending the following details of domestic work: Kindling fires, waiting on the door, and bed making; sweeping and completely arranging a room with the manipulations of broom, whisk broom, feather duster, &c.; all laundry processes from the preparation of the tubs to the delicacies of polishing and folding; scrubbing and laying a dinner table in the due order of different courses, in connection with which a pricking lesson teaches in Kindergarten style the parts of beef and mutton, and how to cut and cook each; last of all comes the mud-pie play. In this crowning device of the inventress of the system, with moulding clay as a substitute for dough and pastry, the children knead bread, turn tiny rolls, cut out biscuit, and make pies. All the lessons are enlivened and emphasized by appropriate songs. Thus, under loving guidance, with the simple device of toy appliances for real domestic apparatus, these children of poverty acquire the order, precision, and neatness essential to household service.

#### TRAINING SCHOOLS FOR NURSES.

Nine training schools for nurses are reported. They receive the hearty support and commendation of the medical fraternity and are constantly growing in public favor. They insist upon a high standard of moral excellence in their pupils and use every means to maintain superior excellence in the profession.

The directory for nurses adopted in some cities aids in this endeavor. Such a directory has been opened at the Boston Medical Library, where the following forms are in use:

(1) A form to be filled out by the nurse who seeks registration. The first page presents the regulations of the directory; the second, the questions she must answer; the third blank, the names and addresses of families to which she refers.

## CXCVI REPORT OF THE COMMISSIONER OF EDUCATION.

(2) A form to be filled out by the doctor to whom the nurse refers.

(3) A form to be filled out by the family to which she refers.

(4) A card upon which is entered in concise and simple manner the name, qualifications, and recommendations of the nurse. This is placed in the directory box for reference.

(5) Printed postals by which the registered nurse keeps the directory informed of her engagements.

The nurse training schools are in every sense of the word educational institutions, yet their relation to public charities is one of the most important results of their establishment. This is illustrated in the history of the training school for nurses attached to Bellevue Hospital. In their last annual report the managers of the school spoke of two projects for the relief of suffering which they felt ought to flow from the school. These were the establishment of an emergency hospital and district nursing among the poor. Both have been accomplished.<sup>1</sup> The superintendent of the school has always endeavored to teach the nurses the preparation of articles of special diet for the sick. But this branch of instruction was somewhat restricted, as the managers felt that they had no right to use the funds of the school for such a purpose. During the year one of the visitors of the Bellevue local visiting committee made a special donation to provide all the materials that were required for a diet kitchen, and a nurse is detailed each month to take charge of this department. Patients exhibit the most grateful appreciation of the delicacies thus provided.

### INDUSTRIAL TRAINING.

Among the experiments in industrial training in connection with private institutions may be mentioned the new departure in Laeell Female Seminary, at Amherst, Mass., extending the curriculum so as to include dressmaking, millinery, and cookery.

The Office has also received the prospectus of the manual training school of Washington University, St. Louis, Mo., to be established as a permanent branch of the polytechnic school.

The School of Industrial Art, long contemplated as a natural development of the Pennsylvania Museum, began its practical work this year. In the annual report of the board of trustees it is stated that the progress of the various departments more than equalled the expectations of the trustees. Industrial drawing is the most important experiment made in the direction of technical training in connection with the common schools. Since the introduction of this branch by State action in Massachusetts it has been similarly introduced in New York and in many cities, notably in Philadelphia, Baltimore, Washington, Cincinnati, Chicago, St. Louis, and San Francisco.

### DRAWING IN THE BOSTON PUBLIC SCHOOLS.

The revision of the organization of the Boston public schools includes a change in the programme of drawing, and affords a proper occasion for reviewing the history of the work up to the present moment and for outlining the new scheme. This has been done by Professor Walter Smith, State director of drawing, from whose statement the following summary is prepared.

Previous to 1871, drawing had been pursued in the schools as an amusement or recreation; it was now proposed to make it industrial and educational. This necessitated an entirely new range of exercises and a grading of the subject for pupils of all school ages—a truly original experiment, for although parts of the scheme had been attempted in several European countries, no one country had as yet systematically organized a course of study in drawing graded in educational sequence from the first to the last year of public school life and made it a radical element in all education,

---

<sup>1</sup> During the year 5 nurses from the school have assisted Mrs. Brown, superintendent of the female branch of the city mission. One of these young ladies attended 131 cases in six months, and the total number of visits made by the five was 2,742. These nurses were supported by private ladies.

In addition to the obstacles arising from the nature of the undertaking, public incredulity had to be overcome, since nine out of ten persons doubted the possibility of teaching drawing at all, excepting to those specially gifted. As the work advanced and such doubts disappeared before the evidence of the senses, criticisms of the method multiplied; nevertheless, the plan was steadily pursued, and now has an assured place among the methods of American education and has gained a large measure of public approval. The work of the past eight years must be regarded as preliminary; it is now practicable to apply the scheme of industrial drawing to the public schools as a subject of general education with comparatively little friction.

In the revised scheme, freehand, geometrical, and model drawing are no longer treated as separate branches to be studied at different times in the year, but the exercises are so arranged that a small portion of each subject shall be practised every half year and the lessons be thus continuous.

The number of pages of the text books devoted to geometrical problems and definitions has been decreased from 36 to 20, and exercises have been suggested to illustrate the subject of design. Model and object drawing from copies has been placed in an elementary form in the middle grammar classes as a preparation for drawing from the solid or round objects in the higher, and the exercises in design which are practised for eight years in primary and lower grammar classes are directed in the first grammar classes to a particular purpose, as the decoration of a book cover or a tile pattern. Instruction in the elements of perspective with instruments is also introduced in the last year of the grammar schools. The work in the high schools has been arranged so as to make it a natural sequence to the grammar school work, and at the same time the lower and middle classes of the high school are made directly preparatory to the senior. The principles recognized and ends sought by this plan are thus epitomized by Professor Smith:

(1) All children who can be taught to read, write, and cipher can be taught to draw.

(2) Drawing, by the law of Massachusetts, is required to be taught to every child as an element of general education, like reading, writing, and arithmetic.

(3) As an elementary subject, it should be taught by the regular teachers, and not by special instructors.

(4) The true function of drawing in general education is to develop accuracy and to exercise the imagination, thereby tending to produce a love of order and to nourish originality.

(7) In the primary, grammar, and high schools drawing is elementary and general; in the normal and evening schools, advanced and special; for teaching purposes in the first, and for skilled industry in the second.

(10) Drawing may now take its legal place in the public schools as an element of, and not, as before, a specialty in, education, at as little cost as any other equally useful branch of instruction, with the prospect that at a future time as many persons will be able to draw well as can read or write well, and as large a proportion be able to design well as to produce a good English composition.

#### INSTRUCTION OF GIRLS IN SEWING.

In Boston, pupils of the fourth, fifth, and sixth classes of the grammar schools receive two hours' instruction during each week, one hour at a time, in sewing.

Each scholar is required to bring work from home, prepared as far as possible, but the teacher must keep work on hand, ready prepared, in case of any pupils not being supplied. Teachers must also keep on hand a supply of needles, thimbles, and thread; they must attend to the preparation and fitting of work out of school, so that the whole hour may be given to instruction. Every effort is made to vary the instruction, so that girls may learn all the varieties of work from plain sewing and darning to nice stitching and button holes.

The city school report does not give the number of girls who were actually instructed in this branch during the year 1876-77, but the whole number of pupils in the three grammar grades where it is taught was 16,521, and it may be assumed that about one

## CXCVIII REPORT OF THE COMMISSIONER OF EDUCATION.

half of these, or over eight thousand, received such instruction. The number of special teachers employed to give it was 27.

The instruction is generally satisfactory. The greatest obstacle encountered seems to be the difficulty of securing a proper gradation both in the instruction and in the work provided for pupils. Much of the work brought by the girls from home is not suited to their abilities, and there is great difference in the skill of pupils in the lowest classes, some not even having learned to thread a needle. The earnest efforts of the sewing committee have been directed toward securing the necessary classification, and they report a considerable degree of success but much still remaining to be done.

In the public schools of Providence, R. I., sewing has been taught for several years past "with great advantage to the girls receiving instruction and without detriment to their usual studies," as is stated in the city report for 1875.

In 1874, nearly 600 girls were taught every week to sew in the vacation schools of this city, and among the fruits of such instruction it is mentioned that more than 400 girls who received their first and last teaching in the use of the needle in these schools had been enabled by it to earn from \$4 to \$12 a week.

### INDUSTRIAL INSTRUCTION FOR THE DEPENDENT CLASSES.

Organizations for helping the poor and destitute recognize that one of the most effective means is training the children in work which will enable them to become self supporting. It is in connection with these benevolent efforts that some of the most promising experiments in industrial education and some of the most valuable suggestions pertaining thereto have arisen.

Much is effected by the women's Christian associations of various cities through the establishment of schools of special industry, and by the constant and able discussion of the subject in public conferences.

One of the seven standing committees of the Women's Educational and Industrial Union of Boston<sup>1</sup> is styled the committee on industrial education. Their duties are thus defined:

It shall be their duty to try to enable women to rise superior to the condition or circumstances of their situation by directing them to the necessity of unfolding their individual talents to a profitable issue, either in the domain of art, science, trade, manufacture, invention, home avocations, or whatever else offers to secure this end.

The Philadelphia Society for Organizing Charitable Relief and Repressing Mendicancy employs a system of districting and examining the city which promises to set more clearly before the public than ever before the true requirements of the dependent classes. The society, although as yet in its initiatory stages, has taken up the subject of the proper education of children as of the greatest practical importance in solving the problems of pauperism and crime.

The officers of the society endeavor to cooperate with public school authorities to secure the attendance of all children of a suitable age at the public schools. It is stated in the official report of the society "that there are over 10,000 children in the city who will become criminals unless the strong influences of education and reputable associations are at once invoked to rescue them." For the purpose of discovering what facilities existed for placing these children in the schools inquiries were addressed to the secretary of the school board as to the balance of room available for the purpose, from whom it was learned that there was accommodation for 3,553 additional pupils in the aggregate of city schools. The society earnestly urges its ward associations to adopt as a basis of action the rule of refusing aid to families detaining their children from school and instructs its visitors to carry out the spirit of the requirement. Two

---

<sup>1</sup> The Women's Educational Association of Boston has interested itself in the introduction of women to the Institute of Technology; in the Harvard examinations for women; in the scheme for private collegiate instruction for women in Cambridge; in the Boston Cookery School; in the publication of tracts on moral and physical education; in the School of Art Needlework; in the teaching of sewing in public schools; and in the establishment of the the Girls' Latin School in Boston.

important results would be attained wherever such a regulation should be enforced: (1) the class of children for whom public schools are absolutely essential would be brought under their influence, and (2) this would materially aid in determining the kind of education which these schools ought to afford.

The Labor Exchange, Washington, D. C., was organized through the efforts of a company of philanthropic citizens in September, 1877. The purposes of the society were to relieve the poor of the District by a better organization of public and private charities, to devise means for the employment of poor laborers on public works, to bring poor laborers into communication with employers without expense, to establish new industries which might be beneficial to the poor and also to the District, and to correct, as far as possible, the evils of indiscriminate almsgiving.

As finally constituted, the board of managers included the following residents of the city: Hon. M. G. Emery, president; L. J. Davis, treasurer; L. S. Emery, secretary, General John Hitz, Mr. A. S. Solomons, Mr. James E. Fitch, Mr. John T. Mitchell, Mr. William Ballantyne, Mr. S. A. H. Marks, Mrs. Jane Hitz, Mrs. Leonard Whitney, Miss Susan Walker, Mr. J. T. Smith, Mr. W. R. Smith, Mr. J. P. Khingle, Dr. C. C. Cox, Mr. M. Goldstein, Col. Thomas L. Tullock, Mr. John F. Cook, and Mr. John A. Baker.

The plans they adopted proved practicable, and the organization existed long enough to demonstrate the great need of its service, but the want of means prevented its permanency. The opportunities for work were so inadequate to the necessities of the applicants who thronged the office that the managers sought for employment under the District or United States authorities. This resulted in an arrangement for filling up the old canal, securing to each man who would perform a day's work fifty cents out of the funds of the exchange.

Every day's experience in the female department made more and more apparent the great lack of occupation for women incapable of severe exertion.

In November, the Commissioner of Agriculture addressed a communication to the board of managers asking if the Labor Exchange could undertake the manufacture of seed packets for the department. The proposition was gladly accepted and the work commenced as speedily as possible. Steps were also taken toward the establishment of a training school for nurses, in which enterprise the physicians of the city engaged with much energy. A free class for instruction in China decoration was also opened, and a repository provided where all articles of handiwork could be offered for sale without charge to the owner. Thus four industries for women were established through the efforts of the exchange.

The progress of industrial training has been promoted by the influence of reformatory and charitable associations. In institutions of the former class various trades and branches of feminine handiwork are taught, and the occupation thus afforded and the interest created have aided in overcoming vicious tendencies and in developing application and self-control. In many cases refractory or idle youths have been fitted by these exercises, combined with proper intellectual and moral training, to be returned as conscientious and industrious members of society.

Sarah J. Smith, the superintendent of the Indiana Reformatory Institution for Women and Girls, in Indianapolis, places great stress upon such occupation, and those under her charge are kept industriously at work.

#### FOREIGN APPRENTICE SCHOOLS.

Prof. Silvanus P. Thompson<sup>1</sup> has contributed valuable information on the subject of technical education in a paper on "Apprenticeship schools," embodying the results of his investigations of the methods pursued in France and Germany. He proposes four solutions of the problem of how to train artisan children, all of which have been tested.

(1) Apprenticing children at an earlier age than at present and making it obligatory

<sup>1</sup>Silvanus P. Thompson, B. A., D. SC., F. R. S., professor of experimental physics, University College, Bristol. The paper was read originally before the British Association at Sheffield, and has since been published in pamphlet form.

that all through their apprenticeship they shall have every day a certain number of hours of schooling in a school attached to the workshop.

(2) Keeping children at school for a longer period, on condition that they shall pass a certain amount of time in a workshop attached to the school.

(3) Organizing a school and workshop side by side, an equal number of hours being devoted to manual labor and to study.

(4) Sending children for half the day to the existing schools, and the other half to work in the shop or factory.

As a type of about two hundred schools in different parts of France on the first plan he cites the establishment of Messrs. Chaix & Co., the French Railway Guide printers. The Messrs. Chaix's typographical school has been in existence for seventeen years, and has supplied nearly a hundred able workmen to the firm itself, while the few who have left have found exceptionally good places. In this school the apprentice is bound for four years, the employers guaranteeing him a place at the expiration of his time. The apprentices are in two classes, compositors and printers. Those of both classes spend two hours daily in the school room in improving their knowledge of the elements or in going through a technical course of typography. Lastly, there is a course on such subjects as the history of typography or mechanics, physics, and chemistry, as far as they apply to printing machinery and processes. During the three years the apprentice compositors receive from 10 to 50 cents a day, and the printer apprentices from 15 to 90 cents a day.

There is one excellent school in Paris on the second plan. The pupils in handicrafts work alternately at carpentry, wood turning, forging, &c., for two years, after which their work is specialized. They are also instructed in modelling and technical drawing, and in the summer they visit the neighboring factories. On the completion of the preliminary two years they are draughted off into one of the three special workshops, in which modelling and carving, carpentry and woodwork, and iron and metal work are carried on under the superintendence of master workmen, who have made the teaching of their various crafts a special study.

Of the third system France affords two good examples, namely: The Paris Municipal School of Apprentices, where several distinct trades are taught, and the Besançon Municipal School of Horology, where clock and watch making alone are taught.

In the Paris school, apprentices are only admitted between the ages of 13 and 16. They must have a certificate showing that they have completed their elementary education or else undergo an examination. In comparison with schools of the second type, a larger amount of time is devoted to the workshops, which are here more extensive and complete. The course is a three years' initiation into the handicraft taught, and a majority of the pupils leave the school able workmen. The trades in which direct instruction is given, are those of the carpenter, wood turner, pattern maker, smith, fitter, and metal burner. The average age of the pupils who left the school in 1877 was 17½ years and their average earning in the places they had obtained was 76 cents a day, one boy of 17 getting \$1.25 a day as a smith. The instruction is entirely gratuitous and the whole of the necessary tools, machines, books, &c., are supplied by the municipality.

The Besançon school is managed on similar principles and is an entire success. It is supported entirely by the Besançon municipality. In addition to instruction in every branch of horology, the apprentices receive lessons in their own language, arithmetic, algebra, geometry, physics, chemistry, mechanics, and drawing so far as they relate to horology.

The fourth system or that of half-time schools has only been partially tried in France. One radical defect in it is that there is no correlation between the work done in the factory and the information imparted by the schoolmaster.<sup>1</sup>

<sup>1</sup>The city of London guilds and other corporate bodies seem at length convinced of the necessity of adopting some measure at once for the advancement of technical education. The city companies have set aside £15,000 annually for the promotion of this object.



## RECOMMENDATIONS.

The observations and experiences of the year have only added facts to illustrate the importance of the recommendations I have made in previous reports. I therefore hereby substantially renew them.

(1) An increase of the permanent force of the Office. The experience of the Office indicates clearly that the collection of educational information and publication of the same, as required by the law regulating it, cannot be properly done with the present limited clerical force.

(2) The enactment of a law requiring that all facts in regard to national aid to education and all facts in regard to education in the Territories and the District of Columbia necessary for the information of Congress, be presented through this Office. For the purpose of enabling the government to meet its responsibilities with respect to the education of the people in the Territories, I recommend that the office of superintendent of public instruction for each Territory be created, to be filled by appointment by the President; his compensation to be fixed and paid as in the case of other Federal appointees for the Territories.

(3) In view of the large number of children growing up in ignorance on account of the impoverished condition of portions of the country, and in view of the special difficulties in the way of establishing and maintaining therein schools for universal education, and in consideration of the imperative need of immediate action in this regard, I recommend that the whole or a portion of the net proceeds arising from the sale of public lands be set aside as a special fund, the interest of said fund to be divided annually pro rata among the several States and Territories and the District of Columbia, under such provisions in regard to amount, allotment, expenditure, and supervision as Congress in its wisdom may deem fit and proper.

(4) I respectfully recommend that such provision as may be deemed advisable be made for the publication of 15,000 copies of the Report of the Commissioner immediately on its completion, to be put at the control of the Bureau for distribution among its correspondents, in addition to the number ordered for distribution by members of the Senate and House.

(5) I also recommend that provision be made for the organization of an educational museum in connection with this Office and for the exchange of educational appliances with other countries.

## CONCLUSION.

What has been said of the previous year may be said of this in the severity of the strain upon the Office. My assistants have my heartiest thanks. I can but hope that an increased appreciation of the work performed by the Office will ere long lead to more adequate appropriations. I desire to make the fullest acknowledgement of my indebtedness to all in the public service and all engaged in the work of education throughout the country who have aided me in the prosecution of the work of the Office.

I have the honor to be, very respectfully, your obedient servant,

JOHN EATON,  
*Commissioner.*

Hon. C. SCHURZ,  
*Secretary of the Interior.*



JAMAICA, British colony: Area, 4,250 square miles; population, 506,154. Capital, Kingston; population, 35,000. Inspector of schools, John A. Savage.

The official report for 1877 says that, of the children between the ages of 5 and 15 years, there are only 40.64 per cent. enrolled in the schools, showing that a great many more schools are still needed to meet the wants of the population, as well as the adoption of some means to induce a greater attendance in the existing schools. The following table shows the condition of schools in 1868, 1876, and 1877 :

Years.	Number of schools.	Pupils.			Government grants.	Classes of schools.				
		On the rolls.	Average attendance.	Present on inspection day.		First.	Second.	Third.	Exceptional.	Failure.
1868 .....	268	19,764	12,216	14,453	\$2,978	1	6	89	88	102
1876 .....	569	46,270	27,270	32,659	16,250	45	157	314	18	35
1877 .....	583	50,333	29,185	35,516	17,448	51	161	330	15	26

VENEZUELA, federal republic: Area, 403,261 square miles; population, 1,784,194. Capital, Caracas; population, 48,897.

The following is taken from a report on education in the state of Zulia, United States of Venezuela, kindly furnished by Mr. E. H. Plumacher, United States commercial agent at Maricaoibo :

Primary instruction in the state of Zulia is in charge of a board composed of 7 members and 7 subordinates, under the jurisdiction of the executive power of the state. In each municipality of the state there must be a school for boys and one for girls. For higher education there is a college at Maricaoibo, with 11 professors and 246 pupils.

Besides the compulsory and voluntary state schools there are several private schools and colleges for boys and girls. The municipal schools number 23, 15 for boys and 8 for girls. These schools are attended by 968 male and 618 female pupils. The federal schools number 18, 16 for boys and 2 for girls, and the pupils 748, 643 boys and 105 girls. The 26 private schools (15 for boys and 11 for girls) have 463 male and 271 female pupils.

V.—AUSTRALASIA.

NEW SOUTH WALES, British colony: Area, 323,437 square miles; population, 669,776. Capital, Sydney; population, 134,756.

The following table taken from the report of the council of education for 1877 shows the number of pupils in the various schools from 1867 to 1877 :

Year.	Public schools.	Provisional schools.	Half-time schools.	Denominational schools.	Total.
1867 .....	28,434	733	267	35,306	64,700
1868 .....	34,284	3,113	593	35,930	73,920
1869 .....	37,593	4,788	1,242	37,026	80,649
1870 .....	39,731	5,185	1,445	36,460	82,821
1871 .....	43,494	5,633	2,267	35,919	87,313
1872 .....	46,456	6,673	1,792	33,564	88,487
1873 .....	48,831	7,466	2,209	33,512	92,018
1874 .....	53,702	8,002	2,462	36,218	100,384
1875 .....	58,811	8,788	2,350	34,509	104,456
1876 .....	64,414	9,196	2,265	35,394	111,269
1877 .....	71,794	8,707	2,213	34,538	117,252

## CLXXVIII REPORT OF THE COMMISSIONER OF EDUCATION.

The average enrolment in 1877 was 80,929, and the average daily attendance 54,593. There were enrolled in the training school for teachers 89 students, 43 males and 46 females. The receipts in 1877 amounted to £321,646, and the expenditure to £276,940.

QUEENSLAND, British colony : Area, 668,590 square miles ; population, 187,100. Capital, Brisbane ; population, 30,883.

The official report for 1878 contains the following :

There were in 1878 305 schools in operation, against 286 during the year 1877, an increase of about 7 per cent. The number of teachers has increased from 777 in 1877 to 868 in 1878. The total number of children enrolled increased from 38,646 in 1877 to 40,661 in 1878, an increase of 2,015. The average daily attendance increased from 19,945 in 1877 to 20,994 in 1878, an increase of 1,049. The total expenditure for school purposes in 1878 amounted to £99,117.

SOUTH AUSTRALIA, British colony : Area, 903,690 square miles ; population, 213,271. Capital, Adelaide ; population, 31,573.

The report of the council of education for 1877 contains the following data :

The number of children reported as having been under instruction during the year is 30,959 ; 28,096 in public schools and 2,263 in provisional schools. The total number of students in training for teachers during the year was 54. Schools for infants have been opened in connection with the North Adelaide and Norwood model schools. There were 44 evening schools open during the year, at which 1,069 pupils received instruction.

VICTORIA, British colony : Area, 88,198 square miles ; population, 840,300. Capital, Melbourne ; population, 247,079.

The official report for 1878 furnishes the following data :

Number of schools, 1,626 ; number of children enrolled during the year, 234,519, viz, 123,514 boys and 111,005 girls : number of children in average attendance during the year, 116,015, 61,091 boys and 54,924 girls. The above figures include the state and capitation schools. The number of teachers employed was 3,860, 1,431 head teachers, 807 assistants, 571 work-mistresses, and 1,051 pupil teachers.

### DR. MURRAY'S RETURN FROM JAPAN.

Ever since the visit of Hon. F. Tanaka to this country in 1872 this Office has sustained intimate relations with the department of education in Japan. In the system of education which has rapidly developed in the empire under the fostering care of the present Mikado, the influence of our own country is distinctly marked. It is seen in the classification of the schools, in the organization of normal schools, in the conduct of female education, and in the system of reports. The influence thus exerted on Japanese education is due to the study of our systems, to the introduction of teachers and officers from the United States, and in particular to the work of Hon. David Murray, who assumed the office of adviser to the Japanese department of education August, 1873, and continued in the discharge of his responsible duties until the present year. The following letter from Mr. Stevens, acting chargé d'affaires ad interim of the United States at Tôkiô, to Hon. Wm. M. Evarts, Secretary of State, forwarded to the Secretary of the Interior and by him transmitted to this Office, indicates the value placed upon Dr. Murray's services in the empire and the progress realized during his association with the department of education :

UNITED STATES LEGATION,  
Tôkiô, Japan, December 23, 1878.

SIR : On the 18th instant Dr. David Murray, the American gentleman who has acted for the past five years in the capacity of adviser to the Japanese department of education, received from His Majesty the Emperor the decoration of the third class of the order of merit and from the department of education a present of fifteen hundred yen.<sup>1</sup>

<sup>1</sup>The Japanese yen = 99.7 cents.

## THE UNITED STATES AT THE PARIS EXPOSITION. CLXXIX

Dr. Murray's engagement has terminated and he is about to return to the United States. The marks of distinction conferred upon him by the Japanese Government, well deserved as they are, are as gratifying to his countrymen in Japan as they must be to himself. No foreigner in the service of this government has had a nobler field than he, and none, I am sure, have acquitted themselves more creditably.

The advance of education in this empire within the past five years has been one of the most encouraging signs of the progress of Japan. Not only is this true of the training in the colleges of this and other cities of large numbers of students in the sciences, professions, and foreign languages, but also of the general diffusion of knowledge by the systematization of primary education and the establishment of normal schools in all parts of the country. The attention paid to bettering the condition of the women of Japan by establishing institutions for their higher education is not the least noticeable feature of the work done by the department of education during Dr. Murray's term of service. In this, as in other directions, the officials of that department cordially acknowledge their obligations to his trained knowledge and intelligent advice.

I have the honor, &c.,

D. W. STEVENS.

Hon. WM. M. EVARTS,  
*Secretary of State.*

### UNITED STATES EDUCATION AT THE PARIS EXPOSITION.

The profound interest taken by the leading statesmen of the French Republic in the condition and progress of education in the United States led our educators to desire as complete a representation as possible at the Paris Exposition. They were gratified that Congress saw fit to make special provision for the representation of agriculture, and they could not understand why similar provision should not be made for American education. A committee of their appointment, whose chairman was Hon. J. P. Wickereham, communicated their views in strong terms to this Office and to the Department of State, indicating a fear that the inadequate provisions for the educational exhibition were likely to render it desirable not to undertake the matter at all. I called the attention of Hon. R. C. McCormick, Commissioner General, to the importance of this department of the exhibition and the interest of French statesmen in the subject, and found that both he and the Department of State heartily appreciated the situation and desired extremely that the best course possible under the circumstances should be pursued. A conference of leading educators was held, at which valuable suggestions were made, but no plan adopted. It was finally decided by General McCormick, with the concurrence of the Department of State, to select a man most competent for the duty, and to place at his discretion the restricted floor space available at so late a date and the very limited funds that could be set apart for this department of the exhibition in view of the refusal of Congress to make any special appropriation therefor.

Hon. J. D. Philbrick, of Mass., was selected; a graduate of Dartmouth College, for some time successful as a teacher and afterwards as principal of a normal school in Connecticut, secretary of the board of education in that State, and later for many years known as the able superintendent of instruction in the city of Boston, he was well known personally to many teachers, but more widely through his unique series of reports as superintendent and his participation in the exhibition at Vienna in 1873 and in that at Philadelphia in 1876. His appointment was recognized as most fit, and assured for his plans the prompt and hearty coöperation of those among us interested in participating in this department of the Exposition.

Vessels to take goods were to depart on the 3d and 5th of March, and Dr. Philbrick at once (February 18) issued a circular giving information necessary for the preparation and forwarding of articles from school systems, colleges, schools, and individuals.

This Office supplied Dr. Philbrick and his clerk with desks in its rooms and such other aid as was in its power to facilitate his difficult task. It possessed a collection of information in regard to each of the several subjects treated in its table of statistics that with slight expense could have been put in shape so as to represent education in the United States as never before, but in the cramped condition of its means

## CLXXX REPORT OF THE COMMISSIONER OF EDUCATION.

this was impossible and only such a representation was attempted as could be made without additional cost.

Dr. Philbrick, on arriving at Paris, found the space assigned to him favorably situated but very inadequate in size; he also experienced his full share of the embarrassments usually met with in the installation of such a collection; but, master as he was of the subject and of its progress and condition in the United States and of the material furnished him, he soon disposed of the articles in such a way as to make his department for the study of a nation's education one of the most attractive in the Exposition.

The following letter from Dr. Philbrick conveys an excellent idea of the condition, classification, appearance, and significance of this collection:

PARIS, August 8, 1878.

DEAR SIR: The American educational exhibit has been prepared, installed in the palace of the Champ de Mars, examined by the three juries of the educational classes of the Exposition, and recompensed in accordance with their estimate of its merits.

There yet remain two things to be done to complete the work: first, the preparation of a detailed catalogue for the use of foreign visitors, which until this time it has not been possible to make, and, second, a statement as to the character of the exhibit, for the benefit of educators at home who wish to know in what manner American education is represented at this Exposition.

Such a statement I now propose to make in this communication to you, for such use as may seem to you fitting. I shall not, of course, attempt to enumerate all the contents of the exhibit. I shall, however, endeavor to present such generalizations and summaries and make such mention of particular and characteristic objects as will convey an intelligent idea of the nature, scope, and value of the exhibit.

### THE PLAN OF THE EXHIBIT.

The plan of the exhibit as set forth in my first circular dated February 18, 1878, and hereto appended, was determined largely by the conditions under which the work had to be undertaken, if undertaken at all, namely: the shortness of the time allowed for the preparation (only about four weeks to the sailing of the last vessel employed in the transportation), the small amount of money set apart to defray the expenses of procuring the materials and getting them ready for shipping (\$1,400), and the limited space which could be spared for its installation (thirty feet square). The actual space, assigned is about twenty-two feet of front by twenty-five feet of depth. An unexpected obstacle to success was encountered in the unavoidable delay in assigning the space, which was not definitely designated until very near the time of the opening of the Exposition. It was necessary therefore to make choice of such materials as would involve little or no expense, require but a short time in the preparation, and occupy the smallest possible amount of space. The aim was to represent as far as practicable, in view of these limitations, the different grades and systems of education, both general and special, not only in respect to the materials and appliances of instruction and training, but also in respect to the results attained,—to bring together types, specimens, and illustrations of the best things in their respective categories, comprising: the Kindergarten; the elementary common school, graded and ungraded; the normal school, city and State; the free high school; the academy, preparatory school, and female seminary; the college pure, with no special departments; the college mixed, having one or more special schools attached; the principal types of universities and higher technical schools; the female colleges; the public libraries, and the institutions for the instruction of the deaf and dumb, the blind, and the feeble-minded.

Of course it was not possible to realize fully this ideal: in some cases the best things were not to be obtained.

### THE FRAMEWORK OF THE INSTALLATION.

Having brought together in pursuance of this plan such materials as could be secured, the next thing to be done was to organize them, to arrange them as systematically as possible with a due respect to comeliness of appearance and convenience of access. The narrowness of the space presented a serious embarrassment, as it was considerably less than that on which the plan of the collection had been based, but the lack of room was in some degree compensated by the excellence of the location allotted; in my judgment it is the best spot for the purpose in the whole American section.

It is in a corner near the main entrance from the Street of the Nations, fronting on a wide passage way which separates it from the offices of the Commission, being ad-

mirably lighted by large panes of glass at the top of the outside wall. The corner location affords high wall space on the two adjacent sides. The other two walls which had to be constructed are less high, and the front one is mostly open, the space below the wide entablature being used for hanging pictures of edifices with the middle of the lower part occupied by a counter with twenty drawers under it. On either side, extending from front to rear, are cases having shelves from top to bottom and glass doors. The woodwork is painted black with vermilion trimmings. The interior of the walls is covered with canvas of a maroon color, and the floor, which is raised six inches above the passage way, is covered with a substantial green and black carpet which harmonizes well with the black cases.

Every available inch of floor space is occupied with other cases having shelves or drawers from top to bottom, the principal one also answering the purpose of a large table. The architectural design of our structure is shown in the photograph herewith sent. It is not elaborate or pretentious, and if it cannot claim to be a specimen of high art, its simplicity conveys, at least, a suggestion of elegance. The two panels at the base of the façade between the entrances at the sides bear the following inscriptions:

C'est dans le gouvernement républicain que l'on a besoin de toute la puissance de l'éducation.<sup>1</sup>  
 MONTESQUIEU.

Promote, as an object of primary importance, institutions for the general diffusion of knowledge.  
 WASHINGTON.

These sayings naturally attract much attention, not only on account of the sentiments themselves, but also on account of the great names of their authors. The four panels of the architrave are labelled thus:

Education	Nationale	Exposition	Collective
-----------	-----------	------------	------------

In the interior is a tablet extending across the wall in the rear, above the pictures and charts and in full view of the throng of visitors constantly passing the front of the exhibit, bearing this inscription in large gilt letters: *L'instruction publique est gratuite dans tous les États de l'Union.*<sup>2</sup>

CLASSIFICATION AND ARRANGEMENT.

In the system of general classification prescribed for the organization of the Exposition and the juries of recompense, education was grouped under the three following classes:

- Class VI. Education of children, primary instruction, instruction of adults.
- Class VII. Organization and appliances for secondary instruction.
- Class VIII. Organization, methods, and appliances for superior instruction.

The conditions of our space would not permit a strict observance of this plan of classification in the arrangement and installation of our materials. It was, therefore, made subservient to the plan founded on the nature of the materials exhibited.

In my circular above referred to, I grouped the materials that belong to our educational exhibit under three classes, namely: Educational literature, scholars' work, buildings and apparatus. Upon further consideration it seemed better to divide the last named class into two, buildings and furniture and apparatus and appliances. Accordingly this mode of classification was regarded as primary in its arrangement, while the classification by grades of instruction was regarded as secondary. This division will be observed, therefore, in this statement of the character and amount of the materials which fill so completely every inch of space on the walls, shelves, tables, and counters provided for their installation.

I. BUILDINGS AND FURNITURE.

School architecture is represented, in the first place, by two models—that of the State Normal School of Indiana, a fine edifice and probably one of the best in the country, and that of the Henry Grammar School in the city of Washington, which has some original features but which represents very well the essential characteristics of the best grammar school-houses found in American cities.

The wall display of educational edifices is composed of marked specimens without any repetition of similar types. Beginning with the view and plans of the first normal school building erected in America, that of the Bridgewater school in Massachusetts, and the building as it now is with its successive enlargements and improve-

<sup>1</sup> It is in a republican government that the whole power of education is needed.  
<sup>2</sup> Public instruction is free in every State of the Union.

## CLXXXII REPORT OF THE COMMISSIONER OF EDUCATION.

ments, we find next to it a representation of the noble structure erected for the City Normal School of Philadelphia. Then a place of honor is given to the remarkable high school house in Albany, which is without doubt one of the best of its class, and which is represented by a good perspective drawing and by plans of the four floors. A large and handsome photograph shows the best building in Milwaukee for a grammar school, and one which any city might well be proud to call its own. The double school-house now building in Boston for the Latin and English high schools is represented by a perspective view and two plans. This is quite the best thing that Boston has ever had to show in the way of school architecture. I shall be disappointed if it does not prove to be an important step in advance in American school architecture. Therefore I regret that it is not more adequately represented by appropriate drawings, accompanied by a description. Vassar and Wellesley Colleges and Mount Holyoke, Female Seminary are represented by large water color paintings grouped together, as worthy types of the highest institutions for female education. Numerous photographs of the accessories and interiors of these buildings are hung on the outside of the wall of the exhibit, where they are examined with much interest.

A frame of engravings of the best specimens of school architecture in Kansas, a view of the Cooper Union, a water color picture of the chief building of Lafayette College in Pennsylvania, and a large oil painting of the buildings of the Hampton Normal Institute in Virginia, with several frames of photographs of the interiors, complete the architectural illustrations for which there was room on the walls. The representations of educational buildings contained in portfolios comprise quite a wide range, as the following enumeration shows: Harvard University; Hamilton College, at Clinton, New York; the Industrial University of Illinois; the University of Wisconsin; Williston Seminary, a typical preparatory school at Easthampton, Mass.; a very full representation of the city schools of Milwaukee, Washington, and Boston, and of Newton, Mass.; all the institutions for deaf-mutes in America; the fine Institution for the Feeble-Minded at Lincoln, Ill.; the new high school at Providence, R. I., and the Free (technical) Institute at Worcester, Mass.

But the information respecting school architecture found in reports and in books on the shelves of the exhibit is probably much more valuable for the use of the educational student than the illustrations above enumerated. The custom which is so general in America of including in State and city school reports illustrations and descriptions of school buildings has done much to diffuse information on this subject.

Our space would allow but a very limited display of school furniture, comprising only specimens of the two leading American types, namely, that of the combined desk and seat from the extensive establishment of Andrews & Co., of Chicago, and the separate desk and chair from the manufactory of J. L. Ross, of Boston, who has been devoted to this specialty for more than thirty years. Both desks are single. We could give room for only one of each type.

There is also from George Woods & Co., of Boston, the combination school organ and desk for primary schools, invented by L. W. Mason; and the excellent drawing table from the Worcester Free Institute of Industrial Science was undoubtedly the best thing in its class shown at the Exposition.

### II. APPARATUS AND APPLIANCES FOR INSTRUCTION.

Kindergarten materials are sufficiently represented by specimens of all the objects in the set used in the Kindergärten belonging to the public school system of the city of St. Louis, and also by a set of samples of the Kindergarten materials furnished by the house of Steiger, of New York, which is the chief American depot for all appliances required in the Kindergarten.

We have a very large collection of excellent wall maps for school use, in which the two fine sets by Guyot are especially worthy of notice.

Fine specimens of globes were furnished by G. Joslyn, of Boston; globes and a tellurian by Steiger, of New York, and a globe by Ginn, of Boston, which was invented by Miss Fitz; a heliotellus, and a lunatellus, and a variety of school appliances were furnished by Hammett, of Boston.

For elementary instruction in science there are several exhibits of exceptional excellence, namely: A case of physical apparatus, called the "Boston Grammar School Set," from the manufactory of E. S. Ritchie, of Boston; a case of minerals, containing a hundred choice specimens classified and labelled, from the house of Brewster & Knowlton, of Boston, which has been purchased for the Japanese pedagogical museum; a case of chemicals and chemical apparatus, with a magic lantern and slides, from the house of N. H. Edgerton, of Philadelphia; and a set of beautiful lithographic illustrations of astronomical phenomena, observed and drawn by L. Trouvelot, of Cambridge, Mass.

The American Metric Bureau contributed an admirable case of apparatus for teaching the metric system of weights and measures.



The exhibition is especially rich in tablets and charts for different grades and branches of instruction. Of these, the most remarkable are those of Luther W. Mason, one hundred and sixty in number, for teaching music in all the grades of elementary schools. At the Vienna Exhibition they were pronounced the best in the world and here at Paris there is nothing that can sustain a comparison with them. The remarkable exhibit of slates sent by Andrews & Co., of Chicago, is much admired, and we are much importuned to sell specimens of them.

#### SCHOLARS' WORK.

Kindergarten work is well represented by St. Louis, thanks to the enterprise of Miss Susan E. Blow, who may be said to have created the fine system of Kindergarten in that city.

When the preparation of the exhibition was begun, Cincinnati was offered the place of honor in the preparation of new scholars' work to illustrate the course and methods of instruction in the graded schools of our large cities. This post of honor was assigned to Cincinnati because the school officials, teachers, and pupils of that city had taken so much pains in preparing pupils' work for Vienna and Philadelphia. Our confidence was not misplaced. We had the satisfaction of receiving from the schools of the Queen City upwards of eighty large handsomely bound volumes of papers in English and German and drawings. From Washington we have an excellent collection, comprising nearly four thousand individual papers, and from the Albany High School several volumes of new work of a high order of merit. Rome Female College in Georgia sent a valuable contribution which was much appreciated by the jury. From Kansas and Wisconsin important contributions of new scholars' work were received, thanks to the efficient superintendents of instruction of those States and their collaborators. Vineland, N. J., is to be commended for its examination papers and herbariums prepared under the direction of Superintendent Holbrook.

Of scholars' work which had been prepared for the Centennial there is an extensive and valuable supply. In this collection, the cities of Milwaukee, Chicago, Boston, and the States of Indiana and New Jersey are the most largely represented. I am sorry to say that the exhibit of needlework is limited to two portfolios from the grammar schools of Boston.

The higher grades of industrial drawing are fairly represented by productions from the Massachusetts Normal Art School, the Women's Art School, and the Free Night School of Art for Young Men of the Cooper Union in New York, the Illinois Industrial University, and by about twenty frames of fine architectural designs and drawings from the school of architecture of the Massachusetts Institute of Technology. The representation of mechanical work is limited to a small but noteworthy set of specimens in black walnut of joinery problems from the Illinois Industrial University. The Wisconsin University and Washington and Jefferson College sent volumes of examination papers illustrating the methods of instruction and the attainments of the students in the several classes of the respective courses.

Altogether, the number of volumes of scholars' work amounts to about seven hundred, and probably the individual exercises contained in them do not fall short of one hundred and fifty thousand.

#### EDUCATIONAL LITERATURE.

Under this head is included not merely text books, educational reports, and pedagogical publications, but all the printed matter bearing directly on education. This is without question by far the most important part of the exhibition. The collection contains representative samples of documents relating to municipal systems and institutions of education, and the aim was to secure from each State not only copies of the more recent reports of its educational system but as far as practicable complete sets, and to bring together, for exhibition, copies of all the text books actually issued by American publishers at the present time for elementary and secondary instruction. This plan was substantially carried out. The result was a large and unique collection of educational publications, amounting to about twenty-five hundred volumes. The cities of Washington and Boston sent complete sets of all the text books and books of reference used in their respective systems of schools, with the exception of the reference books of the Boston high schools, which are too numerous and costly to be duplicated for such a purpose. Although it was not intended to exhibit the text books for superior professional instruction, this grade was well represented in the department of medicine by the numerous and valuable publications of H. C. Lea, of Philadelphia, and in the department of technology by the excellent works issued by John Wiley and Sons and Van Nostrand, of New York. The largest collections of text books were sent by the houses of Harper and Brothers and A. S. Barnes. The largest set of reference books was contributed by Lippincott and Co., of Phila-

delphia. The exhibit of Webster's Dictionary in its various editions and styles attracts great attention. The publications relating to industrial art in all its grades, prepared or edited and arranged by Walter Smith and published by L. Prang and Co., of Boston, is one of the features of the exhibition which attracts most attention. This is especially the case with the series of books designed for elementary graded schools. The collection of geographies is very complete and it is very remarkable. No country furnishes a collection to be compared with it, although Germany probably takes the lead in the production of cheap and good school atlases.

The text books were arranged for the examination of the jury according to their publishers, and then for the examination of visitors they were rearranged according to subjects. If the exhibition had been conducted as a business operation a great many text books might have been sold. An agent of the British Museum urged us to sell to that institution the whole collection of text books, and the representative of another important institution offered to purchase the whole of our collective exhibition, to form the nucleus of a pedagogical library and museum.

We show our collection of reports with some honest pride. Among those from cities, the sets from Washington, St. Louis and Boston are especially noteworthy; while the fullest sets from States were those contributed by Wisconsin, Indiana, Pennsylvania, Ohio, New York, New Jersey, Connecticut, Rhode Island, Maryland and Massachusetts. A unique set comes from Massachusetts, comprising the annual school reports from every one of the 343 municipalities of the State for the year 1875, bound up in 12 handsome volumes. Dr. D. F. Lincoln, of Boston, contributed a rare and exceedingly valuable volume in which he had bound up all the best recent American publications on the subject of school hygiene, including his own remarkable paper on the hygienic requirements of school architecture. But the set of reports the most important of all remains to be mentioned. I mean the set issued by Gen. John Eaton, the United States Commissioner of Education, from the National Bureau of Education at Washington. These documents have done much to make the name of our country respected among foreign nations. Through the influence of these reports the French government has been induced to establish a bureau of education similar to that at Washington, and M. Buisson has been appointed as its chief; he is also charged with the duty of organizing in connection with the bureau a pedagogical library and museum.

Public libraries are represented by the extraordinary report on the subject published by the Bureau of Education, by a specimen collection from the library of the Bureau of 133 printed volumes of catalogues of public libraries in the United States, and by the beautiful and comprehensive exhibit of the Boston Public Library, comprising its printed catalogues, a set of its reports and printed documents and blanks illustrative of its administration and working, all in rich bindings, as specimens of the art of binding executed in the establishment. In the department of pedagogy proper are found nearly all the more important publications which have been issued in America during the last 25 years. At the head of the list stands the monumental publication entitled *The American Journal of Education*, in 26 grand, handsome, and rich volumes, edited and published by Dr. Henry Barnard, of Hartford, Conn. This is by far the most comprehensive and valuable educational publication in the English language. Next to this stand the *Cyclopædia of Education* and the *Year Book*, edited by Kiddle and Schem and published by E. Steiger, of New York, works which are not only creditable to the publisher and editors but to the country. The liberal and enterprising publisher deserves special thanks for generously furnishing richly bound copies for presentation to the minister of public instruction and other high educational officials in France, who have most graciously acknowledged the complimentary gifts. We have conspicuously displayed the complete set of valuable pedagogical works published by A. S. Barnes and Co., of New York, a house that merits the thanks of American educators for its enterprise in publishing works in this department of literature. Four educational journals are on exhibition, namely: *The New-England Journal of Education*, the *Ohio Educational Monthly*, the *Pennsylvania School Journal*, and the *Wisconsin Journal of Education*. Several copies of the current numbers of the *New-England Journal* have been sent weekly for gratuitous distribution. I must not omit to mention that a vast number of duplicates of valuable reports and documents have been sent for gratuitous distribution. The demand for these documents has been eager and unremitting. The most prominent of the contributors of these documents are the National Bureau of Education, the cities of St. Louis, Cincinnati, Washington, and Boston, Mount Holyoke Seminary, Vassar College, Michigan University, the Worcester Free Institute of Industrial Science, the Boston Public Library, and the United States Naval Academy.

I have thus indicated the most important of the materials which compose our collective exhibition of education. For the full enumeration and record of all the exhibits I beg to refer you to the catalogue which the Commissioner General authorized me to print.

In collecting the materials of the exhibition, the Bureau of Education, under your direction and with your cordial sympathy and wise counsel, rendered the greatest assistance, for which I tender my warmest thanks. I desire to thank, also, the educational officials in different sections of the country who responded so promptly and efficiently to my request for contributions to the exhibition. The cities of New York and Cincinnati deserve especial thanks for these contributions.

In the arrangements for the installation of the exhibition, the Hon. Commissioner General, R. C. McCormick, has afforded every needed facility, and he merits the thanks of American educators for his cordial cooperation in securing the success of the exhibition.

Very respectfully, yours,

JOHN D. PHILBRICK.

Gen. JOHN EATON,  
*United States Commissioner of Education.*

Persons of all ranks of society and in very great numbers applied to the director for information, which was freely given orally while a catalogue of the department was being compiled; indeed so great was the demand for information that Dr. Philbrick, with the Commissioner General's approval, published a separate edition of the educational part of the general catalogue. This special publication occupies 123 pages and was highly commended; it has enabled many foreigners to carry away with them correct ideas respecting this exhibition of the condition, systems, institutions, and methods of education in the United States. In the prefatory note he says:

The character of the exhibition was determined largely by the conditions under which it had to be undertaken, if undertaken at all. Only a limited amount of space and means could be set apart for it, and the time left for preparation was too short for the elaboration of materials. It was necessary, therefore, to make choice of such as would require little or no time in the preparation, involve very moderate expense, and occupy the smallest possible amount of space.

Unity was the controlling principle of the scheme. It was the design to represent the condition and progress of the education of the country as a whole, disregarding as far as possible sectional divisions and State lines, and thus make the exhibition truly national in its character as well as collective. But the materials had to be furnished by voluntary contribution, and it was necessary to apply for contributions to State and municipal authorities and to make a selection of such as were offered. Hence, if certain States and cities figure conspicuously in the exhibition and in the catalogue, it is not necessary to infer from this fact that they were in all cases selected as the best representative types, but rather that their educational officials were exceptionally prompt and liberal in their offers of materials.

It will be seen that the plan of the exhibition involved a complication of interests which had to be regarded. Its object was to afford educational students of all nationalities the means of studying the organization, working, and results of our system of education as a whole, and it was necessary to keep this object uppermost and foremost in all the plans and arrangements. And yet all the materials to be employed for this purpose were contributed with the hope and expectation on the part of the contributors of receiving individual recognition in proportion to their merits. The whole number of contributors thus interested, as shown by the list, amounts to about two hundred. It was not possible, under the circumstances, to display every exhibit to the best advantage; but no pains have been spared in doing justice to all the interests concerned, both public and private.

Four kinds of materials enter into the composition of an educational exhibition: (1) Illustrations of educational buildings, with their furniture and fittings; (2) illustrations and specimens of appliances and apparatus for instruction and training; (3) scholars' work, literary, scientific, mechanical, and artistic; (4) educational literature, embracing all printed matter bearing directly on education.

While this classification has not been adopted for the catalogue, it was observed in the collection of materials, and carried out in the installation as far as the limitation of space and a due regard to comeliness of appearance would permit.

Although the intention was, as has been stated, to make up the exhibition of specimens only, an important exception to this rule is found in the matter of text books. Here the aim was to make as complete a collection as possible, without regard to their character or grade. For examination by the juries they were arranged by publishers; they have since been rearranged according to subjects for the convenience of visitors who wish to examine them. The whole number of volumes in the division of educational literature amounts to about 2,500; and there are upwards of 800 volumes of scholars' work, many of them containing 400 specimens and upwards in each.

CLXXXVI REPORT OF THE COMMISSIONER OF EDUCATION.

This educational catalogue also contained a reprint of the Statement of the Theory of Education in the United States<sup>1</sup> (published by this Office several years ago), and quotations from the reports of this Office, giving data upon important topics. In addition to the duties already mentioned, Dr. Philbrick was called upon to act as juror and also to report upon the subject of education in the United States at the conferences held in the Palace of the Trocadéro. His services received the highest commendation, as will be seen from the following letters:

PARIS, November 8, 1878.

DEAR SIR: I have received your favor of October 25. Upon comparatively small capital we have achieved a very decided success here. It is not too much to say that the educational exhibit has been one of the most attractive features in our department. It has been visited by thousands of teachers from all parts of Europe, and Mr. Philbrick has every reason to be pleased with the result of his exertions. It would have been a great mistake to have neglected to represent our educational progress.

Very respectfully,

R. C. McCORMICK.

Hon. JOHN EATON,  
*Commissioner of Education, Washington, D. C.*

---

COMMONWEALTH OF PENNSYLVANIA,  
DEPARTMENT OF PUBLIC INSTRUCTION,  
*Harrisburg, October 25, 1878.*

DEAR SIR: I have just returned from my European trip. I spent three weeks at Paris. You will be pleased to know that the educational exhibit made by the United States, though not large, attracts a great deal of attention and has been honored with an almost disproportionate share of awards. Hon. John D. Philbrick, who is in charge of it, accomplished wonders with the material placed at his command and in the time allowed him for organization. His work can hardly be commended too highly by American educators.

Yours truly,

J. P. WICKERSHAM.

General JOHN EATON,  
*Commissioner of Education.*

---

UNITED STATES LEGATION,  
*Paris, October 25, 1878.*

MY DEAR GENERAL: Permit me to congratulate you most heartily upon the success of the American educational department in the Paris Exposition. You have already heard that Mr. Philbrick's "little show" took 121 prizes, including 28 gold medals. You may well be proud of this.

But I write specially to say that you could not have selected a better man than Mr. Philbrick to represent the educational interests. He has been indefatigable, and by his rare knowledge, pleasant manners, and hard labor, he has made the most of what was prepared at home and sent here. Mr. Philbrick deserves the greatest possible credit, and it is a pleasure for me to say this, unsolicited, to you.

The whole exhibition is a grand success, but I shall be glad when it closes. It has given the legation an immense deal of work.

Sincerely yours,

EDWARD F. NOYES.

General JOHN EATON,  
*Commissioner of Education.*

The following letter from Dr. Philbrick continues his graphic statement, and concludes with the list of awards made to exhibitors from the United States, in classes VI, VII, VIII, and IX:

UNIVERSAL EXPOSITION,  
*Paris, November 10, 1878.*

DEAR SIR: In a communication addressed to you under date of August 8, I endeavored to give a description of our exhibition of education. In that communication I stated that up to that time it had not been possible to prepare and print a detailed

---

<sup>1</sup>This statement was prepared by Hon. Wm. T. Harris and Hon. Duane Doty, then superintendents of city schools in St. Louis, Mo., and Detroit, Mich., respectively. It has received the general approval of educators in this country.

catalogue of the exhibition, which was much needed. Soon after that date, however, the preparation of the catalogue was begun, and with the least possible delay it was printed for circulation.

The exhibition is now ended. It is a thing of the past, and is therefore become a subject of history. It will probably figure more or less conspicuously in a number of official reports. It is hoped that by this means we may obtain the well considered judgments of competent foreign specialists on the characteristic features of our American educational organizations, systems, institutions, methods, aims, and appliances.

In the mean time, I beg to communicate to you at this time for your information, to be placed in the archives of the Bureau of Education or disposed of in any other way that your judgment may dictate, a correct list of the awards to the exhibitors in the exhibition, preceded by some remarks on the grounds of some of the awards and a brief account of what was done in the exhibition.

#### THE VISITORS.

Of course our aim was, with the use of the materials of the exhibition, to afford inquirers the needed facilities for obtaining the information they desired respecting education in the United States.

Before there was time to put all the articles in their places, earnest and persistent visitors gained admission within the barriers and began their examinations, their inquiries, and their requests for documents and books. From that time until the closing day there was a constant succession of inquiring visitors. No attempt was made to obtain a record of their names, or to enumerate them. By far the greater number, of course, belonged to the French nation, but there were besides more or less visitors from nearly every nationality represented in the Universal Exposition. I do not now refer to the numerous casual visitors who were constantly entering and taking a general survey of the exhibition, without stopping to obtain definite information about any matter. The exhibition was especially designed for serious visitors, that is, for inquirers seeking practical information for a special purpose. And it was extremely gratifying to find a constantly increasing appreciation of the exhibition by such visitors. These visitors not only represented many nationalities, but they represented also all sorts of educational functionaries — legislative, administrative, inspecting, teaching — as well as all descriptions of collaborators, such as journalists, publishers, authors, inventors, and manufacturers. Delegates, with notebook and pencil in hand, came from States, municipalities, institutions, and associations, seeking materials for reports; representatives of the press came for facts to dress up in a captivating style for their letters; a minister of public instruction is followed by a modest rural schoolmaster, who seems surprised to receive a cordial greeting. It is a curious fact that nearly every one of these serious visitors was intent on getting information or material in some special line. A director of drawing comes repeatedly, and examines thoroughly the large collection of drawing books and the portfolios of scholars' drawings. Now we have a learned professor from Germany, who knows more than anybody else in the world about elementary instruction in physics and has done more than anybody else to promote it; he admires Ritchie's set of apparatus and finds an original feature, namely, the balance in Putnam's metric chart, but thinks himself the pioneer in such charts; he looks over all the books on physics, and at once discovers which have borrowed and which have originality. A lady from England, a wealthy patroness of schools, was most persistent in soliciting specimens of the excellent school slates and fittings sent by Andrews & Co., of Chicago, and through the whole period of the exhibition we were constantly importuned to sell them. A delegate from an educational society of ladies in Vienna comes to study the subject of higher female education in America. The wife of one of the most eminent of the statesmen of France comes repeatedly with a member of the Chamber of Deputies to study the same subject, with the view to prepare a bill for the establishment of a system of secondary instruction for girls, and the bill has been already introduced into the Chamber, accompanied with a comprehensive statement of the need of such a system and the objects which it would aim to accomplish. An enterprising practical teacher from Portugal, who can read English, makes repeated visits to examine text books and pedagogical books, and gets advice as to a selection to order from America for his private library. We made no attempt to represent fully our technical schools, but there was an active demand for the documents on the subject which we had, namely, the reports of the Illinois Industrial University, of the Worcester Free Institute, and of the Massachusetts Institute of Technology; and, strange to say, President Runkle's illustrated report on courses of shop work was the only thing of the kind to be found at the Exposition. The delegate from New South Wales is decidedly in earnest in seeking information about school architecture (for a report on the subject), especially such as relates to the sanitary requirements. We are happy to furnish him with Dr. Lincoln's paper on that branch of school architecture, being quite confident that no better production in that

CLXXXVIII REPORT OF THE COMMISSIONER OF EDUCATION.

line is to be found. Our samples of school desks were especially honored by being taken to the Sorbonne to illustrate the lecture on school furniture given to the delegate body of French teachers, gathered in Paris by the minister of public instruction from all the departments to study education at the Exposition. Those interested in instruction in vocal music in public schools lingered long over the charts and books prepared for the Boston public schools, and finally a first class expert, an agrégé of the university and a school inspector of Paris, after a careful study of them, voluntarily writes a letter in which he says he does not hesitate to pronounce this course the best in all respects that he is acquainted with. Experts from Sweden and Spain said the same thing of it at Vienna. From Italy we had some of the most persevering inquiries. Professor E. Levasseur, of the Collège de France, made a careful study of the prominent objects of the exhibition for a paper published in the *Revue pédagogique*. It would be easy to multiply these illustrations of inquiries by visitors from all civilized nations. But I have said enough to convey a general idea of the use made of the exhibition by foreign students of education. I must not omit, however, to refer to the remarkable series of visits by French school inspectors and teachers. Twelve hundred of the best teachers in the public schools of France, representing all the sections of the country, were brought to Paris at the public expense to visit the Exposition and attend a sort of national teachers' institute at the Sorbonne, under the direction of the minister of public instruction. This body of teachers was divided into many small sections, each provided with a leader for visiting the educational exhibitions. For two or three weeks our exhibition was thronged with these earnest visitors, and Miss L. S. Hotchkiss, an experienced and very capable American teacher who speaks French well, was wholly occupied during the time in giving explanations of American systems and methods of education. These explanations partook of the character of familiar off-hand lectures, for she always had a crowd of listeners. And it is but just to say that, as a vigorous, intelligent, experienced, and earnest Yankee teacher, explaining so eloquently the methods and processes of American teachers with the volumes of scholars' work in her hands, some of which were actually prepared by her own pupils, she could not but be regarded as being herself the most interesting illustration of the spirit of the American public school.

THE AWARDS.

The following is a tabular summary of the awards :

Classes.	Gold medals.	Silver medals.	Bronze medals.	Honorable mentions.
VI .....	16	95	18	14
VII .....	7	13	3	11
VIII .....	4	4	3	.....
IX .....	1	2	.....	.....
Totals .....	28	44	24	25
Grand total .....	121			

To the above should be added three silver palms of the university bestowed upon Messrs. Harris, Kiddle, and Wilson; the gold palm and the cross of the Legion of Honor on the superintendent of the exhibition, and the gold palm on General Eaton.

The above table of awards speaks for itself. I own that I present it with some degree of pride. I trust it will generally be accepted as proof that our exhibition has not been a failure. But to appreciate justly what these 121 awards mean it is necessary to compare them with other awards. In the first place, it will be seen that the grade of these awards averages very high, there being 72 of the two higher ones, while there are only 49 of the two lower ones. Then, if we compare the number with the whole number received by the American section, we find that the ratio is 121 to 750, or nearly one-sixth, while the proportion of the space occupied was not very much more than one to a hundred. But no less remarkable is the comparison of our awards with those obtained by the educational exhibitions of other nations. France, of course, made a very extensive exhibition of all departments and grades of education, and justly received a great number of recompenses; yet we have the satisfaction of standing next in rank to France in respect to the number of awards received, having twenty-eight more than the country that comes next in order.

But while counting up with satisfaction our medals and diplomas as evidence of the appreciation of our exhibition by the international jury, we do not forget that the purpose of our coming here was not to win honors, but to do our best to contribute our share to this grand concourse of education, which is intended as a means of making the best things that have been said and done in relation to the subject the common property of all nations.

Some words are needed, perhaps, in explanation of the awards. And if to us Americans, who understand somewhat the relations of things at home, there should seem to be some want of proportion in the recompenses awarded, it would not be strange, considering that there were three educational juries, each acting independently. These juries were composed of gentlemen of the highest qualifications for the duties assigned them, but their task was an exceedingly difficult one, owing to the nature and variety of materials submitted to their judgment. How was it possible for them to consider the merits of individual books, or of individual volumes of scholars' work, when there were so many comprised in the different exhibits? So at the outset it was decided by the jury of which I was a member not to attempt to judge the merits of any single publication. But after a time it was found necessary to set aside this rule, as a rigid adherence to it would leave unrecognized not a few very meritorious contributions. If the other juries made the same rule, and adhered to it, of course a meritorious publication might receive an award in one class, while one equally meritorious but belonging to a different class would not be recognized.

Then one jury would be inclined to make the award to a State or a municipality or an institution correspond with the merit of the exhibit actually presented, being unwilling to regard a report or a catalogue as an exhibit entitled to a recognition if unaccompanied with scholars' work and illustrations of buildings and appliances. Another jury, on the other hand, would, in some cases, make awards on evidence less comprehensive. But, although the juries were not, perhaps, in entire harmony with each other, and were not always consistent with themselves, this was no fault either of the juries or of the organization, for both were, in my judgment, excellent.

I will not venture to explain in detail why this exhibitor received a medal which is higher than might be expected while that one gets one which seems too low; but I hope that in the cases where the awards are not strictly proportioned to the merits, if there are thought to be such cases, I shall not be personally held responsible for the discrepancy.

Something should be said about the exhibitors as represented in the catalogue who received no recognition. In the first place, a considerable number of them did not consider themselves nor were they considered by me as competitors for prizes. They sent some reports or documents, at my request, to complete the exhibition as a whole. Therefore, it is no discredit to such exhibitors that they were not recognized. Then, there were certain municipalities and State institutions which were not separately recognized, as they were intended to be included in the award to the State. All the normal schools of Wisconsin were well represented, but they were included with the State exhibit.

Very respectfully, your obedient servant,

JOHN D. PHILBRICK,

*Director of the United States Educational Section.*

Hon. JOHN EATON,  
*Commissioner of Education.*

*List of prizes awarded in the United States section of education.*

CLASS VI.—GOLD MEDALS.

- |  |   |
|--|---|
| <p>Barnard, F. A. P., New York, N. Y.<br/>Barnard, Henry, Hartford, Connecticut.<br/>Boston, Mass.; John D. Philbrick, superintendent, from 1856 to 1878; Samuel Eliot, since March 1, 1878.<br/>Boston Public Library, Boston, Mass.; Justin Winsor, superintendent.<br/>Guyot, Arnold, Trenton, N. J.<br/>Hampton Normal and Agricultural Institute, Hampton, Va.; S. C. Armstrong, principal.<br/>Harper &amp; Brothers, New York, N. Y.<br/>Illinois State Department of Public Instruction; S. M. Etter, superintendent.<br/>Indiana State Department of Public Instruction; J. H. Smart, superintendent.</p> | <p>Massachusetts State Department of Public Instruction; J. W. Dickinson, secretary of State board of education, Boston.<br/>Ohio State Department of Public Instruction; J. J. Burns, commissioner, Columbus.<br/>Peabody Education Fund, the trustees of; Barnes Sears, general agent, Staunton, Va.<br/>Swinton, William, Cambridge, Mass.<br/>United States Bureau of Education, Washington, D. C.; John Eaton, commissioner.<br/>Washington, District of Columbia; J. Ormond Wilson, superintendent.</p> |
|--|---|

CXC REPORT OF THE COMMISSIONER OF EDUCATION.

SILVER MEDALS.

<p>American Printing House for the Blind, Louisville, Kentucky.                  Appleton, D., and Co., New York, N. Y.                  Barnes, A. S., and Co., New York, N. Y.                  Bell, Alexander Graham, Boston, Mass.                  Chicago, Ill.; Duane Doty, superintendent.                  Cincinnati, Ohio; J. B. Peaslee, superintendent.                  Cowperthwait &amp; Co., Philadelphia, Pa.                  Ivison, Blakeman, Taylor &amp; Co., New York, N. Y.                  Kansas State Department of Public Instruction; A. B. Lemmon, superintendent, Topeka.                  Leigh, Edwin, New York, N. Y.                  Lincoln, D. F., Boston, Mass.                  Mason, Luther Whiting, Boston, Mass.                  Milwaukee, Wis.; James MacAlister, superintendent.                  New Jersey State Department of Public</p>	<p>Instruction; E. A. Appgar, superintendent, Trenton.                  Pennsylvania State Department of Public Instruction; J. P. Wickersham, superintendent, Harrisburg.                  Perkins Institution and Massachusetts Asylum for the Blind, Boston; M. Anagnos, superintendent.                  Rhode Island State Department of Public Instruction; Thomas B. Stockwell, commissioner, Providence.                  Ritchie, E. S., &amp; Sons, Boston, Mass.                  Smith, Walter, Boston, Mass.                  St. Louis, Mo.; William T. Harris, superintendent.                  Thompson, Brown &amp; Co., Boston, Mass.                  Van Antwerp, Bragg &amp; Co., Cincinnati, Ohio.                  Wisconsin State Department of Public Instruction; W. C. Whitford, superintendent.</p>
--	---

BRONZE MEDALS.

<p>American Metric Bureau, Boston, Mass.; Melville Dewey, secretary.                  Anderson, J. J., New York, N. Y.                  Andrews, A. H., &amp; Co., Chicago, Ill.                  Bioknell, T. W., Boston, Mass.                  Clark &amp; Maynard, New York, N. Y.                  Edgerton, N. H., Philadelphia, Pa.                  Ginn &amp; Heath, Boston, Mass.                  Johnson, A. J., New York, N. Y.                  Lippincott, J. B., &amp; Co., Philadelphia, Pa.                  Monroe, Lewis B., Boston, Mass.</p>	<p>Rome Female College, Rome, Ga.; J. J. M. Caldwell, president.                  Ross, Joseph L., Boston, Mass.                  Sadlier, W. H., New York, N. Y.                  Scriber, Armstrong &amp; Co., New York, N. Y.                  Sheldon &amp; Co., New York, N. Y.                  Sower, Potts &amp; Co., Philadelphia, Pa.                  Steiger, E., New York, N. Y.                  Zell, T. Ellwood, Davis &amp; Co., Philadelphia, Pa.</p>
--	---

HONORABLE MENTIONS.

<p>Adams, Blackmer &amp; Lyon Publishing Co., Chicago, Ill.                  Brewster &amp; Knowlton, Boston, Mass.                  Butler, J. H., &amp; Co., Philadelphia, Pa.                  Collins &amp; Brother, New York, N. Y.                  Davis, Robert S., Boston, Mass.                  Eldredge &amp; Brother, Philadelphia, Pa.                  Gaines, S. M., Cambridge, Mass.</p>	<p>Henkle, W. D., Salem, Ohio.                  Higginson, T. W., Newport, R. I.                  Joslyn, Gilman, Boston, Mass.                  Lee and Shepard, Boston, Mass.                  Sherwood, George, &amp; Co., Chicago, Ill.                  Ware, William, &amp; Co., Boston, Mass.                  Winchell, S. R., Chicago, Ill.</p>
---	--

COLLABORATORS—GOLD MEDAL.

McCormick, R. C., California.

SILVER MEDALS.

<p>Phelps, W. F., Whitewater, Wis.</p>	<p>Wickersham, J. P., Harrisburg, Pa.</p>
--	---

CLASS VII.—GOLD MEDALS.

<p>Albany, N. Y.                  Boston, Mass.; John D. Philbrick, superintendent, from 1856 to 1878; Samuel Eliot, since March 1, 1878.                  Cincinnati, Ohio; J. B. Peaslee, superintendent.                  Illinois Industrial University, Urbana; J. M. Gregory, regent.                  Massachusetts State Department of Pub-</p>	<p>lic Instruction; J. W. Dickinson, secretary of the State board of education, Boston.                  Philadelphia, Pa.; H. W. Hollowell, secretary of the Philadelphia board of education.                  United States Bureau of Education, Washington, D. C.; John Eaton, commissioner.</p>
---	---



THE UNITED STATES AT THE PARIS EXPOSITION. CXCI

SILVER MEDALS.

<p>Barnard, Henry, Hartford, Conn. Columbia National College for Deaf-Mutes, Washington, D. C. Cooper Union for the Advancement of Science and Art, New York, N. Y. Harper &amp; Brothers, New York, N. Y. Lippincott, J. B., &amp; Co., Philadelphia, Pa. Merriam, G. and C., Springfield, Mass. Mount Holyoke Female Seminary, South Hadley, Mass.; Miss Julia Ward, principal.</p>	<p>Portsmouth High School, Portsmouth, N. H.; S. W. Clarke, principal. Rhode Island State Department of Public Instruction; Thomas B. Stockwell, commissioner, Providence. Smith, Walter, Boston, Mass. Trouvelot, Leopold, Cambridge, Mass. Vaassar College, Poughkeepsie, N. Y.; John H. Raymond, president. Wellesley College, Wellesley, Mass.</p>
---	--

BRONZE MEDALS.

<p>Hamilton College, Clinton, N. Y. Rudy, Charles, Paris, France.</p>	<p>Williston Seminary, Easthampton, Mass.; J. M. Whiton, principal.</p>
---	---

HONORABLE MENTIONS.

<p>Barnes, A. S., &amp; Co., New York, N. Y. Bradley, John E., Albany, New York, N. Y. Clark &amp; Maynard, New York, N. Y. Claxton, Remsen &amp; Haffelfinger, Philadelphia, Pa. Ginn &amp; Heath, Boston, Mass. Holt, Henry, &amp; Co., New York, N. Y.</p>	<p>Lafin, ———, New York, N. Y. Warren, S. Edward, Newton, Mass. Washington and Jefferson College, Washington, Pa.; George Hayes, president. Wheeler &amp; Wilson Manufacturing Co., New York, N. Y., and Bridgeport, Conn. Wood, William, &amp; Co., New York, N. Y.</p>
---	--

CLASS VIII.—GOLD MEDALS.

<p>Harvard University, Cambridge, Mass.; Charles W. Eliot, president. Michigan State University, Ann Arbor; James B. Angell, president. United States Bureau of Education, Wash-</p>	<p>ington, D. C.; John Eaton, commissioner. United States Naval Academy, Annapolis, Md.; Rear Admiral C. R. P. Rodgers, U. S. N., superintendent.</p>
--	---

SILVER MEDALS.

<p>Lea, Henry C., Philadelphia, Pa. Massachusetts Institute of Technology, Boston.</p>	<p>Wiley, John, &amp; Sons, New York, N. Y. Wisconsin University of, Madison; John Bascom, president.</p>
--	---

BRONZE MEDALS.

<p>Boston University, Boston, Mass. Chamberlin, T. C., Wisconsin.</p>	<p>Van Nostrand, D., New York, N. Y.</p>
---	--

CLASS IX.—GOLD MEDAL.

Boston Public Library, Boston, Mass.; Justin Winsor, superintendent.

SILVER MEDALS.

<p>American Printing House for the Blind, Louisville, Ky.</p>	<p>Perkins Institution and Massachusetts Asylum for the Blind, Boston; M. Anagnone, superintendent.</p>
---	---

Dr. Philbrick has expressed his gratification at the aid rendered him by different foreign gentlemen, and has wished it to be understood that much of the success of our educational collection was due to the generous, cordial, efficient, and unremitting coöperation of M. Ferdinand Buisson. He says:

For my part, I can never be grateful enough to him for his services in this connection. I am sure you will largely share with me in this sentiment of gratitude. The cause of education in America is under great obligations to him, not only for what he has done to promote the success of the exhibit, but for his sound report on American education, which contains suggestions and criticisms of great value to American educators.

The interest taken in this small exhibition was indicated by the requests for its permanent possession from the London school board, by its chairman, Sir Charles Reed, M. P., through Hon. John Welsh, United States minister to England; from the French

CXCII REPORT OF THE COMMISSIONER OF EDUCATION.

ministry of instruction and fine arts; from the Japanese ministry of education; the Austrian and Italian authorities, and others.

The following correspondence between Messrs. Philbrick and Bardoux explains itself:

*Dr. Philbrick to M. Bardoux.*

PARIS, October 26, 1878.

SIR: I have the honor to offer for your acceptance the better part of the materials comprising the United States exhibition of education, to be placed in the pedagogical library and museum for the establishment of which you have lately made provision.

This gift is offered on behalf of the exhibitors to whom it belongs as a token of our high appreciation of the generous hospitality of France in connection with the Universal Exposition and of our good will to the republic of the countrymen of Lafayette.

If it is your pleasure to accept this offer, may I ask you to designate some person to receive the materials at the close of the Exposition?

Accept, Mr. Minister, the assurance of my distinguished consideration.

JOHN D. PHILBRICK,

*Director of the United States Section of Education.*

His Excellency M. BARDOUX,  
*Minister of Public Instruction, Worship, and Fine Arts.*

*M. Bardoux to Dr. Philbrick.*

[Translation.]

CABINET OF THE MINISTER OF PUBLIC  
INSTRUCTION, WORSHIP, AND FINE ARTS,  
*Paris, October 30, 1878.*

Mr. COMMISSIONER: I hasten to acknowledge the receipt of the objects which you have been pleased to donate (in the name of the United States Bureau of Education as well as in the name of several cities and numerous exhibitors) to the ministry of public instruction for the educational museum which I am organizing at present.

While I am thanking you in behalf of our teaching corps, let me tell you how sensibly I have been affected, as a Frenchman and as minister of the Government of the Republic, by the warm sympathy which your letter expresses, by the recollections which it evokes that are equally dear to both nations, and by the good wishes which you form that this exhibition may be the starting point of a frequent exchange of communications, of information, and of mutual instruction between the friends of primary education in the two republics. In order to contribute my share, it gives me great pleasure to place at your disposal all the publications of this ministry and all such objects of our educational exhibit as you may designate that will interest the American public.

As regards the French public, it will soon be enabled to profit by the study of the important material placed at its disposal. I have given orders that a special room devoted to the United States educational exhibit be kept open all the time in the provisional quarters of the educational museum, and I do not doubt that it will be visited with as much interest as profit by all those who are interested in the movement of public education in the United States.

Accept, Mr. Commissioner, the assurance of my highest esteem.

A. BARDOUX,

*Minister of Public Instruction, Worship, and Fine Arts.*

Mr. JOHN D. PHILBRICK,  
*United States Educational Commissioner at the  
Universal Exhibition, Member of the International Jury,  
Chevalier of the Legion of Honor, Officer of Public Instruction.*

A part of the collection was also turned over to the school board of the city of London, England.<sup>1</sup>

<sup>1</sup>As this report is preparing, the following letter is received:

SCHOOL BOARD FOR LONDON,  
*Victoria Embankment, W. C., February, 1879.*

DEAR GENERAL EATON: The case which was handed to the British Commission at Paris, by Mr. J. D. Philbrick, has been received by the school board. I have the pleasure of conveying to you their unanimous thanks for the gift, which will be placed in their library of reference.

I am, dear General Eaton, yours very faithfully,

CHARLES REED,

*Chairman of the School Board for London.*

General JOHN EATON,  
*Commissioner of Education, Washington, United States.*

---

---

**ABSTRACTS**

**OF THE**

**OFFICIAL REPORTS OF THE SCHOOL OFFICERS OF STATES,  
TERRITORIES, AND CITIES,**

**WITH**

**ADDITIONAL INFORMATION FROM VARIOUS SOURCES.**

---

---

TO VNU  
ABOQUA

## PREFATORY NOTE.

The following abstracts of education in the States and Territories are derived from a great variety of sources. First among these come reports of State officials, such as State boards of education and State superintendents of instruction; next, those of county and city superintendents, school committees, acting school visitors, and principals of State institutions. From these is derived nearly all the information given respecting elementary and special instruction, city school systems, and normal schools, and much of that relating to secondary schools, as the high schools of the States and cities. What concerns private secondary schools is almost wholly from returns made by the principals of these to the Bureau of Education, supplemented by catalogues and other documents.

For the matter relating to universities, colleges, and scientific and professional schools, dependence is placed on the annual catalogues of these institutions, on occasional circulars issued by them, and on special returns, made usually in the autumnal and winter months, in reply to circulars of inquiry sent them by the Bureau.

In every instance, official authority only is relied upon for statements distinctly and definitely made, the printed catalogues and reports being chiefly used for this purpose, though sometimes an item of interesting information from other than official sources may be given, with a reference to the quarter from which it is derived. In such cases, however, the effort is always made to verify the statement before it is committed to the press.

The matter derived from the various sources above indicated is formulated, in the abstracts of education for each State, substantially in accordance with the schedule given below.

### GENERAL PLAN OF THE ABSTRACTS.

- |  |   |
|--|---|
| 1. STATISTICAL SUMMARY.....                      | (a) School population and attendance<br>(b) School districts and schools.<br>(c) Teachers and teachers' pay.<br>(d) Income and expenditure.                                   |
| 2. STATE SCHOOL SYSTEM.....                      | (a) Officers.<br>(b) Other features of the system.<br>(c) General condition, marking specially anything new and noteworthy.   |
| 3. CITY SCHOOL SYSTEMS.....                      |   |
| 4. TRAINING OF TEACHERS .....                    | (a) Normal schools and normal departments.<br>(b) Teachers' institutes.<br>(c) Teachers' department of educational journals.  |
| 5. SECONDARY INSTRUCTION .....                   | (a) Public high schools.<br>(b) Other secondary schools.  |
| 6. SUPERIOR INSTRUCTION .....                    | (a) Colleges for men, with universities.<br>(b) Colleges for women.   |
| 7. SCIENTIFIC AND PROFESSIONAL INSTRUCTION ..... | (a) Training in scientific schools and agricultural colleges.<br>(b) Training in theology.<br>(c) Training in law.<br>(d) Training in medicine.<br>(e) Deaf, dumb, blind, &c. |
| 8. SPECIAL INSTRUCTION.....                      | (a) Meetings of State associations.   |
| 9. EDUCATIONAL CONVENTIONS .....                 | (a) Meetings of State associations.<br>(b) Special meetings of teachers, school principals, and superintendents.  |
| 10. NOTEWORTHY BENEFICIARIES.....                |   |
| 11. OBITUARY RECORD.....                         | (a) Brief memorials of teachers, superintendents, and other promoters of education who have died during the year.   |
| 12. CHIEF STATE SCHOOL OFFICERS.....             | (a) State board of education or State superintendent.   |

The statistics furnished the Bureau in answer to its circulars of inquiry, for convenience of reference and comparison, are given in tables at the conclusion of this volume, while summaries of these statistics may be found under their appropriate heads in the report of the Commissioner preceding.

For the general courtesy with which his circulars have been answered, alike by State and city officials, by college presidents and heads of schools, as well as for documents additional to these replies, the Commissioner of Education here tenders his cordial thanks to all concerned.

70 1984  
ANNUAL



**ALABAMA.**

**STATISTICAL SUMMARY.**

	1876-77.	1877-78.	Increase.	Decrease.
<b>POPULATION AND ATTENDANCE.</b>				
White youth of school age (7-21).....	214, 279	214, 720	441	.....
Colored of that age.....	155, 168	155, 525	357	.....
Whole number of school age.....	369, 447	370, 245	798	.....
Whites enrolled in public schools.....	88, 622	96, 799	8, 177	.....
Colored enrolled in public schools.....	54, 949	63, 914	8, 965	.....
Whole enrollment.....	143, 571	160, 713	17, 142	.....
Average attendance of whites.....	62, 796	57, 466	.....	5, 330
Average attendance of colored.....	40, 222	41, 659	1, 437	.....
Whole average attendance.....	103, 018	99, 125	.....	3, 893
<b>SCHOOL DISTRICTS AND SCHOOLS.</b>				
Number of school districts.....	1, 700	.....	.....	.....
Public schools for whites.....	2, 760	3, 335	575	.....
Public schools for colored.....	1, 415	1, 461	46	.....
Whole number reported.....	4, 175	4, 796	621	.....
Average time in days.....	81½	84½	3½	.....
Average of enrolled whites to teacher.....	31	29½	.....	1½
Average of enrolled colored to teacher.....	37	39	2	.....
<b>TEACHERS AND THEIR PAY.</b>				
White teachers in public schools.....	2, 766	3, 338	552	.....
Colored teachers in public schools.....	1, 439	1, 462	23	.....
Whole number of teachers.....	4, 225	4, 800	575	.....
Average pay of teachers.....	\$22 65	\$17 44	.....	\$5 21
<b>INCOME AND EXPENDITURE.</b>				
Whole income for public schools.....	\$417, 242	\$377, 188	.....	\$40, 054
Whole expenditure for them.....	392, 493	358, 697	.....	33, 796

(From the report of Hon. Le Roy F. Box, State superintendent of education, for the year ending September 30, 1878, which contains tables for the two years indicated. At some points the figures differ from those of the report for 1876-77, because of additional returns since received. The income and expenditure are from returns to this Bureau; the decrease in these items is apparent only, the State having raised about the same amount each year and the excess in 1876-77 being due to balances from previous years in the hands of county school officers. The statistics from Winston County and the city of Montgomery are not included, reports from them not having been received by the State superintendent.)

**STATE SCHOOL SYSTEM**

**OFFICERS.**

Under the revised school law, a State superintendent of education, elected by the people and commissioned by the governor in every year of even number, still has the general supervision and administration of the public school system.

County superintendents of education, one for each county, appointed by the State superintendent every year of odd number, also still have, under him, the supervision of the public schools in their respective counties. In examining teachers and conducting teachers' institutes each county superintendent now has the aid of two teachers of his county, appointed annually by himself. These teachers and himself constitute a county educational board, without a certificate from which no one can be employed

as a teacher in the public schools of the county; but a diploma from any chartered institution of learning will entitle an applicant to a license without examination, on proof of good moral character.

A township superintendent of public schools, under the new law, comes into the place of the former township trustees, with nearly the same general duties, but with some additions to former powers.<sup>1</sup> One superintendent for each township or allowed fraction of a township is to be appointed October 1, 1879, to hold office for two years.

#### OTHER FEATURES OF THE SYSTEM.

The means for maintaining public schools in this State are furnished largely, if not wholly, by the State treasury. Neither the report nor return of the superintendent of education furnishes any indication of a local tax for schools, although the law allows each county, except Mobile, to raise one annually. Thus furnishing the funds, the State concentrates large power over the school system in its officers. Under the latest law it makes the State superintendent appoint the county superintendents; these, the township superintendents; and then gives these last the direction of almost everything with reference to the schools, after consultation with the people. Should any county raise a local tax to supplement the State fund apportioned to it, such tax must not exceed 10 cents on each \$100 of valuation; and at least 50 per cent. of it must go towards the payment of teachers, the residue to township school libraries, school-houses, or such other contingent expenses of the schools as the county superintendent shall determine. As in other Southern States, separate schools for white and colored children form the imperative rule. Those for each race are open to resident children of that race from 7 to 21 years old, and a poll tax of \$1.50, required by the State from every male inhabitant 21 to 45 years of age, is allowed to remain in the treasury of each county in which it is collected and to be apportioned to the townships for the benefit of the schools for the two races in the proportion in which it was received from each race. No money raised for the support of public schools may, however, be used to support denominational or sectarian schools. The basis for apportionment of all State funds for schools is the number of children of school age reported by the township superintendents, who make the enumeration. Teachers in public schools must now hold certificates of qualification from the county examining board; must forward quarterly to the county superintendent a sworn report of their schools in order to draw their pay; must be members of the county institutes held for their race within their county, and must attend at least once annually. The school month of the State is 20 days; the school day not less than 6 hours. Public examinations of the schools are required to be held at least once a year, and when an educational board is satisfied that any pupil has mastered the prescribed studies it must give a certificate to that effect.

#### GENERAL CONDITION.

The points of gain in 1878, as may be seen from the table of statistics, were considerable: the enrolment in public schools increasing by 17,142 and greatly exceeding the increase of school population, which was only 798; the schools reported increasing also by 621, and the teachers by 575. The addition of three days to the average school term is also a decided gain, implying much fuller instruction in a considerable number of the schools. The only important points of loss were a diminution of 5,330 in the average attendance of white pupils and a falling off of \$40,054 in the receipts for public schools, as well as of \$33,796 in the expenditures for them. The decrease in the attendance of white pupils in the face of a large increase of enrolment is unexplained, and seems the more singular from the fact that the average attendance of colored pupils increased by 1,437. Three new arrangements under the revised school law have doubtless already made some improvement in the schools and will make more hereafter: the first is the substitution of a township superintendent for the former 3 township trustees, thus concentrating responsibility for local supervision and probably adding much to its efficiency; the second is a requirement that every teacher of a public school must hold a certificate of qualification from the county educational board, a matter which was previously left to the discretion of the trustees; the third, hardly less important, is the institution of a system of institute instruction for the teachers, under the direction of this county board, with the requirement that every teacher shall attend at least one institute meeting annually. If to this last obligation the State should add appropriations to secure competent instructors at the institutes, the benefit secured from them would undoubtedly be much

<sup>1</sup> He determines, for instance, the number of schools to be established in his district; fixes the location of each school, the time of its opening, and the length of session; apportions to each the amount it shall receive from the public school revenue allotted to the township for the current year; and decides how many and what children of his district shall be transferred to other districts for the year, apportioning the amount necessary to pay for teaching them; and if a school of either race cannot be established in his township from want of a sufficient number of such race living within a reasonable distance, he determines how many and what children of such race shall be entitled to the benefit of the school fund to secure tuition in any other way possible.



## ALABAMA.

increased; but closer supervision, the obligatory examination of teachers, and the requirement that the whole body of teachers in a county shall meet in an institute once or more in every year for fuller instruction in modes of teaching and school management must certainly improve the quality of the current teaching.

### CITY SCHOOL SYSTEMS.

#### OFFICERS.

Of the cities of the State, Birmingham, Huntsville, and Selma have city superintendents, as the only distinctive school officer, though in Huntsville he is "authorized," not required, to cooperate with the mayor and aldermen in keeping up the schools. Enfaula has a city board of education of 5 members, and Montgomery one of 6 members, each with a city superintendent. Mobile has a combined county and city board of 6 school commissioners, with a superintendent; Opelika has a board of trustees of 9 members, with a superintendent.

#### STATISTICS.

The figures here given are from the State report for 1877-78, Montgomery not fully reporting:

Cities.	Estimated population.	Youth of school age.	Enrolled in public schools.	Average attendance.	Teachers.	Expenditure for tuition.
Mobile <i>a</i> .....	40,000	23,885	4,158	3,700	101	\$417,004
Montgomery .....	15,000	3,004	.....	.....	.....	.....
Selma .....	8,000	1,786	822	596	14	61,420

*a* As Mobile, under a special act, unites in one system the schools of the county with those of the city, the statistics given include both.

*b* The expenditure for tuition represents only that received from the State, not that from city funds.

#### ADDITIONAL PARTICULARS.

The schools of Mobile, city and county, were 70 for white and 31 for colored pupils; those of Selma, 8 for white and 6 for colored: there was therefore, in each case, 1 teacher to a school. The average time of schools for whites in Mobile was 135 days and for colored, 123 days; in Selma, it was 240 for both races.

### TRAINING OF TEACHERS.

#### NORMAL SCHOOLS.

The *State Normal School for White Male and Female Teachers*, at Florence, received from the State in 1878 \$6,000; the *Normal School and University for Colored Teachers and Students*, at Marion, \$4,000, and the *Normal School for Colored Teachers*, at Huntsville, \$1,000. In the Florence school, according to a return, there were 4 instructors and 173 students, 42 of them in a normal course of 3 years; in the Marion school, 5 instructors and 225 students, all reckoned as normal, in a 4 years' course of study; in the Huntsville school there were 2 instructors and 60 students. Of each of these State institutions and its work the State superintendent speaks in high terms in his last report, saying, too, that "good results are seen and felt wherever a graduate of one of these schools engages in teaching in the public schools."

The other normal schools reported for 1878 were the Rust Normal Institute, at Huntsville (under Methodist auspices), where were 2 instructors and 60 pupils, 8 of them normal, and the Emerson Institute, Mobile (under the auspices of the American Missionary Association, Congregational), which made return of 5 instructors and 117 pupils, 27 of them normal. The school last named had the misfortune to lose by fire its commodious building in 1876, but through the energy of its managers and friends it has more than repaired the loss, entering on a good new building in a better situation May 1, 1878. Under the direction of the association named there were two other normal institutions in operation during 1878: Talladega College, at Talladega, with 174 normal pupils, and Trinity School, at Athens, with 46 normal pupils.

#### TEACHERS' INSTITUTES.

The State superintendent says that he looks confidently to the teachers' institutes now required to be held by the county boards of education for that improvement of teaching in Alabama which alone will give schools worth the expenditure of the funds at command. He expresses his intention to visit personally many of the counties, in order that he may assist in the organization of these institutes, as well as to attend to the supervisory duties required of him by law.

## SECONDARY INSTRUCTION.

## PUBLIC HIGH SCHOOLS.

The number of schools of this class reported to the State superintendent as taught in 1876-77 was, according to a table in his last report, for white pupils, 160; for colored, 6. In the tables relating to 1877-78 there is no reference to such schools, the form of return from teachers and school officers having been altered to include only the number of pupils in six elementary branches, instead of giving, as in the previous year, the number of primary, intermediate, grammar, and high schools.

## OTHER SECONDARY SCHOOLS.

For statistics of reporting business colleges, private academic schools, and preparatory departments of colleges, see Tables IV, VI, VII, IX, and X of the appendix following, and the summaries of them in the report of the Commissioner preceding.

A fact which may not appear in the tables may be mentioned in this connection, viz, that there are commercial or business courses in Howard College, Marion; Spring Hill College, near Mobile, and the State Agricultural and Mechanical College, Auburn. One has been said to exist also at the Southern University, Greensboro; but no trace of it appears in the latest catalogue at hand.

## SUPERIOR INSTRUCTION.

## COLLEGES FOR MEN.

The *University of Alabama*, Tuscaloosa, entirely under State control, has its academic curriculum arranged according to the plan common at the South, i. e., in schools instead of departments. Thus, in place of the classical department of most northern colleges, we find a school of Latin, school of Greek, school of English language and literature, and school of modern languages; while, in place of a scientific or philosophical department, there are schools of chemistry, of geology and natural history, of natural philosophy and astronomy, of mathematics, and of mental and moral philosophy. Each school has its own professor and usually three classes, a junior, intermediate, and senior, each of two terms. A student who pursues to its close the course of study in any school and on examination demonstrates his proficiency, receives the degree of graduate in that school; one graduating in two schools and pursuing satisfactorily certain studies in the others, receives the bachelor of arts degree, and the bachelor remaining for another year and graduating in at least three schools is made master of arts.

Essentially the same system, with only some difference in details, is pursued at *Howard College*, Marion (Baptist), and at the *Southern University* (Methodist Episcopal South), Greensboro; but at *Spring Hill College*, near Mobile (Roman Catholic), there is a classical course of 6 years, the first 2 corresponding with the preparatory classes of most colleges, the others answering to the four ordinary college classes.

For statistics of these institutions in detail, see Table IX of the appendix following; for a summary of them, see a corresponding table in the report of the Commissioner preceding.

## INSTITUTIONS FOR THE SUPERIOR INSTRUCTION OF YOUNG WOMEN.

The names, localities, and statistics of this class of schools may be found in Table VIII of the appendix, and a summary of the statistics in the report of the Commissioner preceding.

## SCIENTIFIC AND PROFESSIONAL INSTRUCTION.

## SCIENTIFIC.

The Alabama Agricultural and Mechanical College, Auburn, besides a preparatory course of 2 years and the customary 4 years' collegiate course in literature, had in 1878 courses of 4 years each in agriculture, in science, and in engineering; there were shorter courses in surveying and in building and architecture, and a commercial course of 2 years. Provision is also made for graduate courses of a year each, leading to higher degrees in agriculture, literature, science, and engineering. The attendance in 1877-78 reached 238. Scientific schools also exist in connection with the State University, the Southern University, and Howard College. For full statistics of the agricultural college, see Table X of the appendix; for any scientific students reported by the other institutions named, see Table IX.

<sup>1</sup>The Southern University has also regular collegiate and scientific courses; the former of 4 years beyond the introductory class; the latter of 3 years.

## PROFESSIONAL.

*Theological* training, under Methodist influences, is afforded to some extent in the School of Biblical Literature of the Southern University, Greensboro, and at the Rust Biblical Institute, Huntsville, for colored students; under Baptist influences, in the School of Moral Science and Theology, Howard College, Marion. Statistics of attendance for 1878 are wanting. The theological department of Talladega College, Talladega (Congregational), had 20 students in attendance in 1878.

*Legal* training is given at the law schools of the State University and of the Southern University, as well as at that of Howard College. Of the last two there are no statistics for 1878. At the State University 15 law students graduated in 1878 and 13 entered for the course of 1878-79; 4 of these last were college graduates. The course covers a year and a half. There was no preliminary examination in 1878.

*Medical* training is provided for at the Southern University (the medical school of which, however, had only 1 student at the last report) and at the Medical College of Alabama, at Mobile, where there were 18 graduates in the spring of 1878 and 39 entrances for the class of 1878-79. The course covers 2 years, with 20 weeks of attendance in each year. No examination for admission was required in 1878.

## SPECIAL INSTRUCTION.

## ALABAMA INSTITUTION FOR THE DEAF AND DUMB AND THE BLIND, TALLADEGA.

For the year ending September 30, 1878, the deaf-mute pupils were 41 in number, the blind 13, making 54; of whom 34 were males and 20 females. The usual employments were continued in alternation with the school room training, and the boys are said to have made good progress in boot and shoe making, cane seating and broom making, and the manufacture of mattresses.

A new brick fireproof building—including a kitchen, store room, ironing room, bakery, 2 bathrooms, a boys' hospital, and dormitory—was finished in 1877 at a cost of about \$4,000. The means to complete it were saved out of the annual appropriations, and it is proposed to provide in the same way the funds needed to erect a chapel and school building, to cost \$10,000, if the legislature should consent.

## CHIEF STATE SCHOOL OFFICER.

Hon. LE ROY F. BOX, *State superintendent of education, Montgomery.*

[Second term, 1878-1880.]

**ARKANSAS.**  
STATISTICAL SUMMARY.

	1876-'77.	1877-'78.	Increase.	Decrease.
<b>POPULATION AND ATTENDANCE.</b>				
Youth of school age (6-21).....	203,567	216,475	12,908	.....
Taught in the public schools .....	33,370	33,747	377	.....
<b>SCHOOLS AND SCHOOL BUILDINGS.</b>				
Houses with grounds inclosed .....	30	25	.....	5
Reported as built in the year.....	38	80	42	.....
Reported as built previously.....	572	400	.....	172
Cost of those built during the year...	\$8,825	\$9,439	\$614	.....
Whole estimated value of school prop- erty.....	166,793	118,514	.....	\$48,279
Number of pupils in spelling.....	31,150	21,922	.....	9,228
Number of pupils in reading .....	17,354	17,252	.....	102
Number of pupils in writing .....	10,671	6,490	.....	4,181
Number of pupils in arithmetic .....	11,816	15,063	3,247	.....
Number of pupils in grammar.....	3,586	4,037	451	.....
Number of pupils in geography .....	3,387	4,302	935	.....
Number of pupils in history.....	1,110	1,352	242	.....
Number of pupils in higher branches ..	555	1,425	870	.....
<b>TEACHERS AND THEIR PAY.</b>				
Male teachers employed.....	639	710	71	.....
Female teachers employed .....	187	165	.....	22
Whole number in public schools.....	826	875	49	.....
Average monthly pay of men.....	.....	\$50	.....	.....
Average monthly pay of women.....	.....	40	.....	.....
<b>INCOME AND EXPENDITURE.</b>				
Receipts for public schools .....	\$226,005	\$170,335	.....	\$55,670
Expenditure upon them.....	143,331	148,393	\$5,062	.....

(From the report of Hon. George W. Hill, State superintendent of public instruction, for the two years indicated.)

**STATE SCHOOL SYSTEM.**

**OFFICERS.**

The chief executive school officer is a State superintendent of public instruction, chosen biennially by the people. The governor, secretary of state, and superintendent form a board of commissioners of the common school fund, their duty being to look after the safe investment and management of it.

A county examiner for each county, appointed by the county court biennially, examines and licenses teachers for the public schools of his county, and performs most of the other duties of a county superintendent of schools. Three directors, chosen by the people for terms of 3 years each, with change of one each year, have in each school district of the several counties the charge of public school interests for their district.

**OTHER FEATURES OF THE SYSTEM.**

The annual income of the State school fund, with \$1 per capita annually assessed on each male inhabitant over 21, and so much of the ordinary State revenue as may be set apart for the purpose by the legislature, goes to maintain a system of free common schools, open in each district to all residents between 6 and 21 years of age. The taxes for these schools are restricted by the constitution of 1874 to 2 mills on the dollar for the State and to 5 mills on the dollar for school districts. Reports of the working of the school system are required to be made annually by district directors to the county examiner, by the county examiner to the State superintendent, and by him to the gov-

ernor. To obtain State aid, each district school must be taught by a regularly licensed teacher and must be kept in session for 8 months of the year preceding the apportionment. A private school, with the consent of the directors, may be held in the school-house of any district when the public school is not in session. For the improvement of public school teachers, provision is made for holding institutes in each judicial district as well as in every county, the former by the State superintendent, the latter by the county examiner or a deputy appointed by him. It is made the duty of teachers to attend these, and no deduction from their pay can be made for such attendance. Text books for the public schools are recommended by the State superintendent, but the use of them is not imperative.

GENERAL CONDITION.

Superintendent Hill, in reporting for 1877 and 1878, asserts educational progress in the following particulars: (1) A marked increase in the number of districts voting the maximum school tax allowed by the constitution; (2) a more general demand for better teachers; (3) an increased disposition to discuss educational questions; (4) a greater manifestation of interest in the annual district meetings; (5) a closer inquiry into the character of proposed district school officers before election and more rigid inspection of their acts afterward; (6) greater fidelity to duty on the part of such officers, partly from the watch kept on them, partly from their increased sense of responsibility; (7) fuller and prompter reports from district and county officers; (8) a deepened sense of dependence on the public school system for the education of the youth of the State; (9) a greater effort on the part of teachers to organize in teachers' institutes and associations, with a view to improvement in their ideas and their work; (10) freer expressions of encouragement from school officers, teachers, and parents in all parts of the State, evincing a more favorable feeling towards the public schools and indicating greater energy, intelligence, and activity in those who manage them.

No doubt much of the improvement thus reported has been due to the superintendent's own exertions, for in 1877 he travelled 4,500 miles in the performance of his duties in a State in which travelling facilities are comparatively poor, traversed 43 counties, most of them twice, visited 44 towns, delivered 55 educational addresses, held 13 teachers' institutes, answered 2,000 letters of inquiry, visited and addressed schools wherever practicable, and kept up an educational department in two papers, furnishing for this purpose 306 pages of manuscript.—(Report of Superintendent Hill for 1878.)

CITY SCHOOL SYSTEM.

LITTLE ROCK.

*Officers.*—A board of school directors of 6 members elected for terms of 3 years, one-third liable to change each year, has charge of the public schools. A city superintendent, chosen annually by the board, acts as its executive officer.

*Statistics.*—Population of the city, 18,000; children of school age (6-21), 6,146; enrolled in public schools, 2,142; average daily attendance, 1,536; number of school buildings, 7; schools (primary 11, intermediate 7, grammar 4, high 2), 24; teachers, 27; estimated value of school property, \$50,700; expenditure for schools, \$20,614.

*Additional particulars.*—The schools are divided into 8 grades below the high schools, the course in which appears to be 3 years. Since 1875 there has been an increase of 754 in the enrolment, of 596 in the average number on the rolls, and of 354 in daily attendance, without addition to the number of teachers; each teacher has therefore an average of 79 on the school roll and of nearly 50 in daily attendance. To remedy the overcrowding thus necessitated, the primary department in one of the school buildings for colored pupils has been divided, the girls attending in the morning and the boys in the afternoon. The superintendent recommends the same form of relief for all the primary grades, as he sees no immediate prospect of additional school room. As far as tried, the division into half day classes has worked well, and it is thought that for young children, 6 to 8 years old, it will be better than confinement to desk and studies for 6 hours daily.—(Report of Superintendent J. M. Fish, for 1877-78.)

OTHER CITIES.

Several smaller places report school statistics to the State superintendent as follows:

Cities.	Enrolment.	Average attendance.
Helena.....	383	373
Pine Bluff.....	648	412
Hot Springs.....	614	.....
Bentonville.....	300	178

All these, with Little Rock and Van Buren, received aid from the Peabody fund; they may consequently be understood to have graded school systems.

## TRAINING OF TEACHERS.

## NORMAL SCHOOLS AND NORMAL DEPARTMENTS.

The State institutions to prepare teachers for the public schools are: (1) The normal department of the university, at Fayetteville, and (2) the branch normal college, at Pine Bluff, the former for white, the latter for colored students. The full normal course at the university is from 3 to 4 years; at the branch college, beginning at a lower point, about 5. The elements of drawing and of vocal and instrumental music are taught in both. In the normal department of the university there were 30 students in 1878; in the branch at Pine Bluff, 20, with 71 of lower grade.—(Returns.)

A normal department of the Pine Bluff graded school reported, in 1877, 35 normal students, probably in preparation for primary teaching.

"One or two private normal schools" are spoken of in the report of Superintendent Hill, but without indication of their position or of the number of students in them. The normal feature, he says, has been introduced into the Van Buren public school, and is contemplated also in connection with the high school at Little Rock. Normal instruction is offered in a 2 years' course at Judson University, Judsonia, and in a summer session of 3 weeks annually at St. John's College, Little Rock.

## TEACHERS' INSTITUTES.

Superintendent Hill states that normal institutes have been held by him according to law in each judicial district of the State, but with an attendance comparatively small, because of the difficulty of assembling teachers from so large a region. Several counties have also had institutes, some of them as often as once a quarter, with a view to improving the teachers and to familiarizing the minds of the people with the advantages of education, especially common school education. The effects of the county institutes have been so good that the superintendent would have them vigorously maintained.

## TEACHERS' DEPARTMENT OF EDUCATIONAL JOURNAL.

During 1878 an Arkansas department was maintained in the *Eclectic Teacher*, then published at Carlisle, Ky., since removed to Louisville. It consisted mainly of local information, showing increased popularity of the public school system in Arkansas and increasing activity in the promotion of its interests.

## SECONDARY INSTRUCTION.

## PUBLIC HIGH SCHOOLS.

No special provision for schools of this class is made in the State school law, and no mention of any occurs in the State report, except of those at Little Rock, where 2 high schools (1 for colored and 1 for white pupils) are provided for in the school course. Only the latter, however, appears for 1877-'78, with an average monthly enrolment of 52 and an average daily attendance of 46. Still, in 26 of the 62 counties of the State there were reported for 1878 no less than 1,425 pupils in higher branches; what these branches are does not appear, except that they are beyond spelling, reading, writing, arithmetic, grammar, geography, and history.

## OTHER SECONDARY SCHOOLS.

For statistics of business colleges, private academies, and preparatory departments of colleges reporting for 1878, see Tables IV, VI, and IX of the appendix following, and the summaries of them in the report of the Commissioner preceding.

Commercial courses of 2 years are reported by the Arkansas Industrial University and Judson University. St. John's College also reports a commercial course, but does not indicate its length.

## SUPERIOR INSTRUCTION.

## COLLEGES FOR MEN, WITH UNIVERSITIES.

The *Arkansas Industrial University*, Fayetteville, is the one State institution for supplying to white students the combined advantages of classical, agricultural and mechanical, and normal training. No printed catalogue is at hand for 1878 to indicate whether any change of arrangements has been made, but a written return gives the whole number of students for the year as 405, of whom 30 were normal. No indication is given of other divisions.

The titles, positions, and prevailing influences of the other 4 collegiate institutions in the State may be found in Table IX of the appendix following, with their latest statistics in detail; a summary of these statistics may also be found in the report of the Commissioner preceding, under the head of Table IX. They all have preparatory departments, with courses of 1 to 5 years, and classical departments of 3 or 4 years

more. In two cases, however, the division of studies is into schools, common in the South; of these Judson University had 5 at the last account and St. John's College 6, besides a normal class and a commercial department. All these institutions, including the State University, admit women to their privileges, Cane Hill College having a special course of 3 years for women. No other institutions for the superior instruction of young women are known to exist in the State.—(Catalogues, circulars, and returns.)

## SCIENTIFIC AND PROFESSIONAL INSTRUCTION.

### SCIENTIFIC.

The State *Industrial University*, Fayetteville, has a course in agriculture and one in engineering, each of 4 years, for which only a preparation in common English branches and algebra is required.

*Cane Hill College*, Cane Hill, also undertakes to teach engineering; the course includes the collegiate studies in mathematics and instruction in the elements of drawing, civil engineering, the construction of roads, railroads, and bridges, and the principles of railroad curves.

*Judson University*, Judsonia, and *St. John's College*, Little Rock, have schools of mathematics for training in the elements of science. The time required at Judson is 3 years beyond the preparatory course, which covers 2 years. At St. John's the time is not stated, but the outline of studies would seem to require at least the same period.

### PROFESSIONAL.

Except training for teaching, there is no indication of any professional instruction in the State in the year covered by this report, but a movement looking towards medical training at the university has been announced.

## SPECIAL INSTRUCTION.

### TRAINING OF THE DEAF AND DUMB.

The *Arkansas Deaf-Mute Institute*, at Little Rock, reports 69 pupils for 1877 and 1878, of whom 42 were boys. There were 3 instructors besides the principal. The sign language was used, but practice in speaking was kept up for the semi-mutes. Although shoemaking has been given up, both boys and girls were made useful, the former in cutting wood, gardening, &c., the latter in household work and sewing.

### TRAINING OF THE BLIND.

The trustees of the *Arkansas Institute for the Education of the Blind*, at Little Rock, in their ninth biennial report, dated September 30, 1878, state that the aggregate of pupils who received instruction since the last report was 46; the average attendance, 33. More could not be admitted, because of a greatly diminished State appropriation; for the same reason, a portion of the teaching force had to be dismissed and the work of the school room done by the superintendent, with 2 young assistants and 2 advanced pupils, each teaching a class. The boys' workshops were managed by 2 of the older pupils; the work of the girls was directed by the matron and her assistant, and the musical department was attended to by Miss M. E. Costello, a former pupil of the institute, who generously volunteered a year's gratuitous service to help the school in its extremity.

## EDUCATIONAL CONVENTION.

### STATE ASSOCIATION.

As mentioned in the Report for 1877, a meeting of the State Teachers' Association was held on the 29th, 30th, and 31st of August, and the report of the State superintendent states that interesting and instructive papers were read by prominent teachers from different parts of the State. An adjourned meeting for discussion was appointed for December of the same year, but it was subsequently deferred to the regular annual session of 1878. On account, however, of the prevalence of yellow fever, the consequent danger of travelling in a region liable to infection from it, and the likelihood that from this and other causes there would be a very small attendance, no session was held in 1878.

## CHIEF STATE SCHOOL OFFICER.

HON. JAMES L. DENTON, *State superintendent of public instruction, Little Rock.*

[Term, September, 1878, to September, 1880.]

## CALIFORNIA.

## STATISTICAL SUMMARY.

	1876-'77.	1877-'78.	Increase.	Decrease.
<b>POPULATION AND ATTENDANCE.</b>				
Youth of school age (5-17) .....	200, 067	205, 475	5, 408	.....
Youth of this age in public schools...	135, 335	138, 597	3, 262	.....
Number enrolled in public schools....	142, 658	154, 069	11, 411	.....
Average number belonging .....	97, 527	103, 006	5, 479	.....
Average daily attendance .....	69, 539	94, 696	5, 157	.....
Per cent. of this on average belonging.	91	.....	.....	.....
Youth (5-17) in private schools .....	15, 344	15, 310	.....	34
Youth (5-17) in no school .....	49, 035	.....	.....	.....
Mongolian youth in schools .....	266	.....	.....	.....
Negro youth in schools .....	735	.....	.....	.....
Indian youth in schools .....	294	.....	.....	.....
<b>DISTRICTS AND SCHOOLS.</b>				
Number of school districts .....	1, 628	1, 929	101	.....
Districts with good buildings .....	1, 414	.....	.....	.....
Districts with sufficient grounds....	1, 636	.....	.....	.....
Districts with well improved grounds.	659	.....	.....	.....
Districts with well ventilated schools.	1, 060	.....	.....	.....
Districts with well furnished schools.	785	.....	.....	.....
Districts with good apparatus .....	488	.....	.....	.....
Districts with less than 8 months of school.	652	.....	.....	.....
Districts with 8 months or more .....	1, 134	.....	.....	.....
Number of first grade schools .....	914	.....	.....	.....
Number of second grade schools .....	983	.....	.....	.....
Number of third grade schools .....	637	.....	.....	.....
Whole number of these grades .....	2, 534	2, 578	44	.....
New school-houses built .....	122	.....	.....	.....
Average time of schools in days .....	145.2	144.2	.....	1
<b>TEACHERS AND THEIR PAY.</b>				
Male teachers in public schools .....	1, 184	1, 192	8	.....
Female teachers in public schools .....	1, 983	2, 101	118	.....
Whole number of both sexes .....	3, 167	3, 293	126	.....
In one school more than a year .....	432	.....	.....	.....
Attended county institutes .....	1, 819	.....	.....	.....
Taking educational journals .....	820	.....	.....	.....
Graduates of the California State Normal School.	282	.....	.....	.....
Graduates of any State normal school.	328	.....	.....	.....
Average monthly pay of men .....	\$83 78	\$83 95	\$0 17	.....
Average monthly pay of women .....	69 68	68 24	.....	\$1 44
<b>INCOME AND EXPENDITURE.</b>				
Whole income for public schools .....	\$3, 610, 163	\$3, 820, 661	\$210, 498	.....
Whole expenditure for them .....	2, 749, 730	3, 155, 815	406, 085	.....
<b>VALUATION OF SCHOOL PROPERTY.</b>				
Libraries and apparatus .....	\$315, 326	\$353, 093	\$37, 767	.....
School sites, buildings, and furniture.	5, 617, 917	5, 990, 277	372, 360	.....
Total .....	5, 933, 243	6, 343, 370	410, 127	.....
<b>STATE SCHOOL FUND.</b>				
Amount of available fund .....	.....	\$2, 011, 800	.....	.....

<sup>a</sup>In addition to this amount, the sum of \$19,179 was expended for county institutes and county boards of examination, postage, stationery, &c., bringing the total up to \$2,768,909.

(From biennial report of Hon. Ezra S. Carr, State superintendent of public instruction, for 1875-'76 and 1876-'77, and a brief special report of the same for the year 1877-'78, collated with the return.)



## STATE SCHOOL SYSTEM.

## OFFICERS.

A State superintendent of public instruction, chosen every fourth year, at the election for governor, has general supervision of the school system. A State board of education, of which he is ex officio a member, has had large powers of direction as to the government of the public schools, the course of study, the text books to be used, and the qualifications of the teachers to be licensed; but some of these powers are taken away by the provisions of the new State constitution. To test the qualifications of teachers applying for life diplomas and certificates good throughout the State, there is a State board of examiners, of which the State superintendent is also a member.

For the local care of school interests, there are county superintendents and county boards of examiners; city boards of education, each with a city superintendent and examining board; and for each village or rural school district a board of 3 trustees, with a clerk.

Women are eligible to all school offices, and since 1876 a woman has been deputy superintendent of public instruction.

## OTHER FEATURES OF THE SYSTEM.

The public schools<sup>1</sup> are sustained from the proceeds of a State school fund and by State, county, city, and district taxation, the last optional and limited in any year to 70 cents on \$100 for buildings and 30 cents on \$100 for other school purposes. The schools are free to every child from 5 to 21 years old, though the basis for apportionment of school funds is the number from 5 to 17. To secure the State apportionment they must be kept open at least 6 months in every year; must be taught by duly licensed teachers; must use the prescribed text books; must, as a rule, be separate for white and colored children; must be divided into first, second, and third grades; and, under the laws in force in 1878, must pursue the course of study set forth by the State board. Should the new constitution prepared in 1878 be ratified by the people in 1879,<sup>2</sup> the public schools will, under it, include primary and grammar schools, and such high schools, evening schools, normal schools, and technical schools as may be established by the legislature or by municipal or district authority; but the entire revenue from the State school fund and State school tax must be applied to the exclusive support of primary and grammar schools. By the same constitution, the choice of text books for the public schools, which has been heretofore made by the State board of education, will be transferred to the local boards, the books adopted to continue in use not less than 4 years.

An act to enforce the educational rights of children, passed in 1874, requires those in charge of children between 8 and 14 years of age to send them to a public school, if they do not attend a private school, for at least two-thirds of the time during which a public school shall be taught in their district in each school year, at least 12 weeks of the time to be consecutive, unless excused by the school board by reason of illness, poverty, or because already proficient.

School district libraries for each district in the State, to be paid for out of a fixed percentage of the State school fund annually, are provided for by law. The books for them must be such as are approved by the State board of education. In these libraries are to be kept historical record books of the district schools. Women employed as teachers of public schools receive by law the same compensation as male teachers for like work, when holding the same grade certificates. An annual school census determines the school population to be made participants of the school funds. Sectarian teaching is forbidden, but instruction in manners and morals is required, and so are physical exercises which may conduce to health and vigor of body as well as of mind.

## GENERAL CONDITION.

The statistics for 1878, which is the off year as respects reports, are too few to afford more than a very general view of the condition of the school system. As far as they reach, however, they indicate the same steady progress as in former years: 5,408 more children of census age (5-17); 3,262 more of this age in public schools; 11,411 more of all ages; 5,479 more in the average number on the rolls; and 5,157 more in average daily attendance—all this taking place while the number attending private schools slightly diminished. Then there were 44 more public schools reported and 126 more teachers; a slight increase in the pay of men and a decrease in that of women; \$210,498 larger income for the schools and \$406,065 greater expenditure upon them, and an increase in the estimated valuation of school property of \$410,127.

<sup>1</sup>A State normal school and State university form part of the school system, but come under different regulations from those which govern the common schools.

<sup>2</sup>This was ratified May 7, 1879.

## MEANS OF IMPROVING THE SYSTEM.

In view of the large expenditure for public schools (now nearly \$3,200,000 a year), Superintendent Carr asks whether the State gets a fair return for this in the increase of moral, intellectual, and industrial power, as well as in the formation of a class of citizens worth having. He thinks that the answer must be in the affirmative, that the schools are worth all they cost the State, and that the system ranks in efficiency with those of the most advanced States of the Union. But he also thinks that the valuable results obtained from the present expenditure might be greatly increased by three simple means: these are (1) greater economy in expenditure for buildings, having regard to school accommodation rather than to architectural display; (2) more frequent visits to the schools by trustees and parents, as only thus can an active interest in the education of the children be shown; (3) the employment of a set of teachers thoroughly trained for their profession before entering it, that they may not have to practice on the children, and spoil them in gaining that knowledge of discipline and teaching which should have been acquired before they entered on their work.

## CONSTITUTIONAL CHANGES.

The following are the changes made in the "Education" article of the new constitution: County superintendents are provided for, but, instead of the present legal arrangement by which each county has its own superintendent of schools, it is provided that two or more counties may, by authority of the legislature, unite and form one district and elect one superintendent. The system of common schools, which by the constitution of 1849 the legislature was to provide for, is made explicitly a system of free schools, and the 3 months' minimum annual time for them in that constitution is extended to the present legal time of 6 months. The various classes of schools are recognized as forming possible parts of the system, but the only ones to be aided henceforth from the State school fund and State tax are the primary and grammar schools, others being left to be sustained by the communities that may establish them. The determination of the text books to be used in the schools has been taken from the legislature and the State board of education, and put under the control of local authorities. The whole matter of examining and licensing teachers has been put under the same control, the previous uniformity of standard being thus wholly broken down. The appropriation of public money for the support of a sectarian or denominational school, or any other not under the control of the officers of the public schools, is prohibited. The university is required to be kept free from all political and sectarian influence. The admission of women, which has been customary from the outset as a matter of policy or right, is now made a constitutional obligation, and extends to every collegiate department of the university.

## CHANGES IN THE STATE SCHOOL LAWS.

The following changes in the school laws for 1878 are in the nature of amendments to sections of the code:

Section 1576. Each county, city, or incorporated town, unless subdivided by the legislative authority thereof, forms a school district; provided, the board of supervisors may include more territory than that now included within the boundaries of any incorporated town.

§ 1746. State educational diplomas must be issued to such persons only as have been employed in teaching 5 years and who have held a first grade city or county certificate for at least that length of time.

§ 1770. The county board must meet and hold examinations as follows: Commencing on the last Wednesday in the months of June and November of each year, the place of meeting being designated by the chairman.

§ 1775. The board may, without examination, renew first, second, and third grade county certificates, on the application of the persons who have held them, for three years, two years, and one year, respectively, this to remain in full force while they are teachers; although the board may revoke any such certificate for immoral or unprofessional conduct, profanity, intemperance, or evident unfitness for teaching.

§ 1793. The holders of certificates are eligible to teach in the cities in which the certificates are granted, and also in the several counties of the State in schools of grades corresponding to the grades of such certificates.

## KINDERGÄRTEN.

The establishment of these useful institutions on the western slope has been greatly furthered by the efforts of Miss Emma Marwedel, an experienced Kindergarten teacher, who, since 1876, has been laboring for the new education in California with much success, at least 5 Kindergärten having been established either by herself or through her influence. One of her pupils, formerly at Santa Barbara, had charge in the autumn of 1878 of a free Kindergarten established by the Germans at San Francisco; to this the principal of the Girls' High School sent each week 2 young ladies from the

high school for initiation into the Fröbellian training, with a view to fuller introduction of that system into the city schools. Another pupil taught at the same time a Kindergarten class in the State Institution for the Deaf and Dumb and the Blind at Berkeley. It was proposed to have a third, also to be conducted by a pupil of Miss Marwedel, connected with the Children's Relief Society at Oakland, where, in the spring of 1878, an association for the promotion of the principles of Fröbel, which had been established through Miss Marwedel's exertions, met with much encouragement from persons in high educational positions.—(Letters to Bureau and Pacific School and Home Journal.)

For statistics of such Kindergärten as report for 1878, see Table V of the appendix following, and the summary of it in the report of the Commissioner preceding.

CITY SCHOOL SYSTEMS.

OFFICERS.

A board of education, board of examiners for teachers, and a superintendent of the city public schools are the usual official staff in each city of the State. In San Francisco the superintendent is allowed a deputy.

STATISTICS.

Cities.	Estimated population.	Youth of school age.	Enrolled in public schools.	Average attendance.	Teachers.	Expenditure.
Los Angeles .....	20,000	.....	1,230	1,022	.....	.....
Oakland .....	33,000	6,670	4,671	.....	118	.....
Sacramento .....	28,000	4,457	3,503	2,249	669	\$78,669
San Francisco .....	\$98,215	55,899	35,672	26,232	672	2,699,000
San José .....	18,000	3,416	2,606	1,451	45	51,980
Stockton .....	14,000	.....	.....	.....	.....	.....

a A printed report gives 73 teachers in Sacramento.

ADDITIONAL PARTICULARS.

In *Oakland* the cosmopolitan school was abolished; cause, economy and opposition to teaching foreign languages in American schools. The system of classification and examination provides for semi-annual examinations and promotions, thus rendering the graded system more elastic.

*Sacramento*.—A return gives 12 school buildings for 1878 with 67 school rooms, one used for an evening school. According to a printed report, this evening school numbered 100 pupils and had 75 in regular attendance, chiefly boys or young men. The branches taught were commercial arithmetic and bookkeeping, algebra, practical arithmetic, oral grammar, penmanship, reading, and spelling. There was a normal class for the teachers of the city, in which they were instructed by the principals of the grammar and high schools in methods of teaching and discipline. The report of the school board favors free text books for the public schools and the restoration of some studies that have been dropped, such as penmanship and either drawing or music; the former as indispensable in almost every avocation, and the latter as refining the minds and tastes of those instructed in them. The course of study, indicated by a report for 1877, consisted of 8 grades below the high school, in which last were 3 years more.

In *San Francisco* there were 61 school buildings in 1878 with 567 rooms. Two primary school buildings were added during the year. Of the 672 teachers 124 were normal graduates and 13 were special teachers. A new course of study for the city schools was adopted in 1878 which gives more prominence to reading, spelling, arithmetic, grammar, and composition. For promotion in the schools the yearly standing of the pupils is taken for one-half of the average, written examinations being required for the other half. The cosmopolitan schools have been rendered much more efficient under the measures inaugurated by Superintendent Mann. The languages have been concentrated in actual cosmopolitan schools, and in many of the primary classes instruction in the foreign language (either German or French) as well as in English is given by the regular class teacher, who is specially appointed to her place on account of fitness in the foreign language as well as in English. Special teachers are thus being gradually done away with, thereby obviating one strong objection to the cosmopolitan schools—their extra cost. The board has already effected a reduction of the teaching force, with a saving of \$12,000 a year. It was determined in 1878 that teachers who had not had a year's experience and those whose methods are reported by the deputy superintendent as unsatisfactory be required to attend lectures on teaching twice a month;

they are also to receive such other instruction as may be necessary. The school was not only attended by young teachers, but voluntarily by many of more experience, and proved a decided success. All nominations made for a vacancy in the schools are referred to a committee on the qualifications of teachers, the superintendent, himself a practical teacher, being a member. Candidates appear with their testimonials, recommendations, and evidences of scholarship and success as teachers. After examining the comparative merits of all, the committee reports back to the board the names of those considered worthiest. Under the conviction that those who supply the place of absent teachers should be highly qualified, a new system of supplying substitutes for temporary vacancies has been adopted, 20 regular substitute teachers of high grade having been elected. A salary is paid them whether they work or not; in the latter case the sum is nominal, but enough to retain the services of good teachers; in case of actual work it is very liberal. They report at the board every morning and are sent out to various schools on the reception of telegraphic signals. If a substitute is required longer than one day in the same class, she does not report again at the office till the regular teacher returns. In this manner they familiarize themselves with the different schools and gain an experience valuable to themselves and to the department.

In *San José* the half day system was adopted for the sixth and seventh grade classes; one teacher instructs two different classes, each three hours a day. An ungraded school was established similar to one in San Francisco; the object being to give instruction to the older children in the two or three chief branches of the school course. The separate school for colored children was discontinued and the pupils were admitted to the schools for white children.

## THE TRAINING OF TEACHERS.

### STATE NORMAL SCHOOL.

The report of the State Normal School at *San José* for 1877-78 shows an increase in attendance of nearly 25 per cent. The average enrolment was 362 in 1876-77 and the total enrolment 603 in 1877-78 under 17 teachers, with 109 additional pupils in the training school. There were, as before, the elementary course, of 2 years, and the advanced course, of 1 year additional. From the first, 49 were graduated; from the advanced course, 58. Of the senior class of the preceding year, 15 graduated with second grade diplomas and returned to complete the full course. None receive diplomas who have not studied at least one year at the school. A library of 1,500 volumes is open to the pupils; in the cabinet and museum there is the Canfield collection of over 3,000 shells; also, a fine collection of the birds of California and specimens of many of its mineral products. The school has well selected apparatus, to which additions are regularly made. The training school, connected with the normal, furnishes pupil teachers ample opportunity to apply the instruction they receive in methods, while members of the senior class, before being recommended for graduation, are required to demonstrate that they can teach well.

### SAN FRANCISCO NORMAL SCHOOLS.

For the instruction of the young ladies in the upper classes of the Girls' High School in San Francisco there has been a normal class maintained for some time, and in 1878 this was supplemented by the formation of a class for the fuller instruction of all teachers in the city schools whose methods of teaching and discipline were found defective.

### NORMAL SCHOOL FOR KINDERGARTEN TEACHERS.

A school for training teachers in the principles and work of Fröbel's system was held at Oakland during 1878 by Miss Emma Marwedel; it had 1 resident instructor and 5 pupils, these pupils practising in the model Kindergarten conducted by Miss Marwedel.—(Return.)

### TEACHERS' INSTITUTES.

The institutes required to be held by the school superintendents of counties with 20 or more school districts, under section 1560 of the amended code, appear from the reports of the school journals to have been generally if not universally held, often with large attendance. In the absence of a State report for 1878, however, there are no general statistics to show the number held or the number of teachers present.

### EDUCATIONAL JOURNAL.

The Pacific School and Home Journal, published monthly in San Francisco, continued during 1878 the useful work it began the preceding year, furnishing much matter for the fuller instruction of the teachers of the State and giving trustworthy and varied information as to educational affairs.

## SECONDARY INSTRUCTION.

## PUBLIC HIGH SCHOOLS.

In the very general absence of city reports for 1878, information as to this class of schools must be chiefly sought in the educational journal of the State and in the returns of such cities as give statistics of their high schools. From these it appears that in the Sacramento High School there were 97 pupils under 4 instructors, and in those of San Francisco, 302 under 20 instructors. In the high schools of Los Angeles, Marysville, Oakland, Sacramento, San Francisco, San José, Santa Cruz, and Vallejo the students of the graduating classes numbered in all 273.—(Pacific School and Home Journal, July, 1878.)

At the annual examination of the upper grades in San Francisco at the close of the school year 1877-'78, there were 700 applicants for admission to the two high schools. Of these, only 400 passed the examination, which was made more rigid than in previous years, with a view to raising the standard of scholarship both in the high schools and in the schools below them.

## OTHER SECONDARY SCHOOLS.

For statistics of business colleges, private academic schools, preparatory schools, and preparatory departments of colleges or universities, see Tables IV, VI, VII, and IX of the appendix following, and the summaries of them in the report of the Commissioner preceding.

Additional to the separate business colleges, it may be mentioned that 8 of the California colleges in Table IX have commercial departments or arrangements for instruction preparatory to commercial life.

## SUPERIOR INSTRUCTION.

## UNIVERSITIES AND COLLEGES.

The *University of California*, at Berkeley—truly a State university in its provision for liberal scientific and professional culture—retained in 1878 its arrangement of a college of letters for its classical department and 5 other colleges for its scientific department; it added a college of law to the colleges of medicine and pharmacy previously existing. The college of letters had, as before, the classical course, with the fullest collegiate requirements, and the literary course, with considerably lower ones. In each college, too, it had regular and special courses; the former for students who desire a thorough and systematic education; the latter for such as seek proficiency in one or two lines of study; as heretofore, "students at large," who give all their time to certain specialties under the direction of the faculty and with its consent and approval, made up schedules of study for themselves. In the fall term of 1878 there were in attendance, according to printed report and written return, 332 students in the colleges of letters and science, of whom 277 were young men and 55 young women. These were divided as follows: Graduate students, 5; candidates for the degree of bachelor, 264; students at large, 33; special course students, 30. Of the 264 candidates for the bachelor's degree, 59 were in the classical course of the college of letters and 83 in its literary course. The remaining 122 were in the 5 colleges of science. In the professional colleges were 182, making, with the others, a total of 514.—(Report for 1878-'79 and return for 1878.)

For the names, location, and statistics of the other institutions at present recognized as holding collegiate rank and engaged in instruction, see Table IX of the appendix following. There are, however, two or three of these which, from the secondary character of their work, may yet have to be remanded to Tables VI and VII, as 5 have already been that apparently hold collegiate charters but seem to do nothing beyond preparatory work. The others all have the usual division of classical and scientific courses, though in some instances other titles are used. Eight of the classical courses reported are of 4 years, and 3 (in Roman Catholic institutions) are indeterminate. One other, which is called "collegiate," includes in its required studies little more than a good grammar school and high school course, all in English, though there are optional language studies, ancient and modern, which, with the others, might justify the term "collegiate," if they were required to any considerable extent.—(Catalogues and circulars.)

## INSTITUTIONS FOR THE SUPERIOR INSTRUCTION OF YOUNG WOMEN.

Seven of the universities and colleges, besides the University of California, open their doors to young women as well as to young men. The number of female students attending these may be found in Table IX of the appendix. For full statistics of institutions of this class, especially for women, see Table VIII of that appendix, and the summary in the report of the Commissioner preceding.

## SCIENTIFIC AND PROFESSIONAL INSTRUCTION.

## SCIENTIFIC.

The *University of California*, with its 5 colleges, of agriculture, of mechanics, of mining, of engineering, and of chemistry, is the chief dependence in this State for scientific instruction. In 9 of the other institutions for collegiate training there are, indeed, the now customary scientific schools or courses; but necessarily these can in most cases be little more than modifications of the ordinary college curriculum; whereas the university, aided by grants and endowments, affords students unusual facilities for studying scientific subjects. In these 5 colleges the first 2 years are given to the usual collegiate branches of the literary institutions of their class; the last 2 are almost wholly given to the theory and practice of the subjects which the college undertakes to teach.

## PROFESSIONAL.

*Theological instruction* is given to some extent in a course of 2 years at California College, Vacaville, under Baptist influences, in the biblical department of Pierce Christian College, College City, and more fully in the Pacific Theological Seminary, Oakland (Congregational), and the San Francisco Theological Seminary, San Francisco (Presbyterian). The course in each of these two is 3 years. Students without collegiate preparation for the Pacific Seminary are offered an opportunity to pursue literary and scientific studies at the Golden Gate Academy, near by. A collegiate diploma, while desired by both, is not invariably required by either as a condition of admission. The Pacific Seminary reported 6 students under 8 professors and lecturers in 1878; the San Francisco school, 9 students under 4 instructors.—(Catalogues and returns.)

*Legal instruction* will hereafter be given in the Hastings College of Law, San Francisco, which became a part of the University of California in 1878 and began work with a class of 92 students. The course extends through 3 academic years, with regular examinations at the close of each year; the first two determine the question of promotion; the third, the question of granting a diploma of graduation equivalent to a license to practise in all the courts of the State. This college is founded upon a basis of \$100,000 given for its endowment by Mr. S. C. Hastings, after whom it is named.—(University register.)

*Medical instruction* in the Medical School of the University of California, San Francisco, was reorganized in 1878 upon the improved system of a full 3 years' graded course, attendance upon which is requisite to secure a degree. These annual courses are to be as heretofore of 5 months' duration, beginning in June and ending in October, besides which there will be a spring course (not at present obligatory, but recommended) beginning in February and extending to June. The requirement of a preliminary examination in the case of such proposed students as are not graduates of colleges does not appear to have been adopted as a rule in connection with this advance; but that also, with examinations extending throughout the terms, must soon follow in response to advanced public opinion. The students in attendance in 1878 numbered 37, of whom 15 were in the first or lowest course, 10 in the second, and 12 in the third. Besides the president, there were 12 professors and lecturers.

At the Medical College of the Pacific, San Francisco, there seems to have been no change in 1878; it reports the old 3 years' course, in which were 56 students under 10 professors and instructors; it has, however, an examination for admission. Its graduates in 1878 numbered 26.—(Return.)

The College of Pharmacy, San Francisco, affiliated with the University of California but not a part of it, was reported by it as giving instruction to 50 students in 1878, through 4 professors; its course of 2 years embraces chemistry, materia medica, pharmacy, and botany.—(Register of the university.)

## SPECIAL INSTRUCTION.

## EDUCATION OF DEAF-MUTES AND THE BLIND.

The California Institution for the Education of the Deaf and Dumb and the Blind, at Berkeley, reports through a return for 1878 that 201 deaf-mutes and 95 blind have been admitted since the foundation in 1860, and that during the year there were 103 mutes under 6 instructors, and 27 blind under 8 teachers and employés. The deaf and dumb receive instruction in penmanship, language studies, arithmetic, history, physiology, physics, algebra, geometry, and trigonometry, and are taught wood carving and gardening; the blind are taught all the common and high school branches and music. With 130 acres of land owned by the institution, the value of grounds, buildings, &c., was \$250,000.

## REFORMATORY AND INDUSTRIAL TRAINING.

The City and County Industrial School of San Francisco admits youth under 18 years of age who are in danger of becoming criminals through neglect, and trains them in the elements of a common school education, in music, and in such means of future self support as farming, gardening, shoemaking, tailoring, and carpentry. On July 1, 1878, 212 inmates were reported. //

## TRAINING FOR SEAMANSHIP.

The school for training youth as seamen of the merchant marine service, which last year was reported on board the United States ship Jamestown, in the harbor of San Francisco, was abandoned at the close of the first year; cause, retrenchment in city and county expenditures.

## TRAINING IN ART.

The San Francisco School of Design, organized in 1873 under the auspices of the San Francisco Art Association, gives instruction in drawing from casts and models, from natural objects and the flat, as well as in painting. Pupils desiring to avail themselves of the advantages of the school must be 14 years of age and must pass a satisfactory examination. The expenses of instruction are met from the tuition fees paid by pupils, any deficiency being made up by the art association. According to the Pacific School and Home Journal there was in the summer session of 1878 a total of 90 pupils; average attendance, 74. The expenses of the year were more than met.

## EDUCATIONAL CONVENTION.

## STATE ASSOCIATION.

The State Teachers' Association held its annual meeting at Sacramento in the last week of September, 1878. The attendance was small, but the different sections of the State were represented by their superintendents and chief teachers. President A. L. Mann called the meeting to order and introduced Hon. William Irwin, governor of California, who dwelt at some length on the cost of schools and the necessity that education should be of a practical character. Mr. John Swett presented the annual report of the committee on industrial education, in which the need of well trained teachers was urged. An address by Superintendent Mann, of San Francisco, on "The American idea of free public education," followed. He said that the American idea is to have the public schools not irreligious, but non-religious: that is, not admitting any sectarian doctrine, yet, according to law, training in morals and manners; he advocated a half hour lecture or conversation every Monday morning on the subject. Mrs. Jeanne C. Carr read a paper on "The industrial education of women," and Prof. Bernard Moses, of the University of California, at the evening session, gave a lecture on "The field of academic learning." A paper on "School hygiene," by Dr. H. M. Fiske, of San Francisco, was read advocating the preservation of the eyes of children through good light and of the health through pure air. Professor Schoof, in a lecture on "Drawing in public schools," held drawing, properly taught, to be an indispensable element in the education of every human being, whatever his destination in life. Miss Emma Marwedel then presented a paper on "Friedrich Fröbel and his educational system," with illustrative apparatus. "Music in the public schools" was ably treated by Prof. W. E. Price, and "Political economy in the schools" by Professor White, of San Francisco. Prof. Joseph Le Conte, of the University of California, delivered an address on "Evolution." This was followed by "The school of the future, its spirit and scope," by Prof. A. W. Oliver; the professor wanted real things taught rather than books, and health of body and soul inculcated throughout the course. Reports on a course of study for grammar schools were presented and laid over till next meeting. Prof. John Swett then gave an address on "School teachers and school teaching." Prof. A. H. McDonald followed on "The metric system." Resolving to meet in January, 1879, at Oakland, the association adjourned.

## CHIEF STATE SCHOOL OFFICERS.

Hon. EZRA S. CARR, *State superintendent of public instruction, Sacramento.*

Mrs. JEANNE C. CARR, *deputy superintendent, Sacramento.*

[Superintendent Frederick M. Campbell, of Oakland, has been elected to succeed Professor Carr.]

## COLORADO.

## STATISTICAL SUMMARY.

	1876-77.	1877-78.	Increase.	Decrease.
<b>POPULATION AND ATTENDANCE.</b>				
Youth of school age (6-21).....	21,612	26,473	4,861	.....
Enrolled in public schools.....	14,065	16,641	2,576	.....
Average attendance.....	8,141	9,699	1,558	.....
Percentage of enrolment to whole number.	65	63	.....	2
Percentage of average attendance to whole number.	37	36	.....	1
<b>SCHOOL DISTRICTS AND SCHOOLS.</b>				
School districts in the State.....	313	372	59	.....
Public school-houses.....	219	249	30	.....
Sittings provided.....	12,147	12,824	677	.....
Average time of school in days.....	108	91	.....	17
Valuation of school property.....	\$472,983	\$474,771	\$1,788	.....
<b>TEACHERS AND THEIR PAY.</b>				
Number of men employed.....	233	226	.....	7
Number of women employed.....	297	341	44	.....
Whole number in public schools.....	530	567	37	.....
Average monthly pay of men.....	\$56 10	\$49 90	.....	\$6 20
Average monthly pay of women.....	51 45	46 95	.....	4 50
<b>INCOME AND EXPENDITURE.</b>				
Whole receipts for public schools.....	\$245,145	\$281,674	\$36,529	.....
Whole expenditure for them.....	215,225	243,850	28,625	.....

(Biennial report of Hon. Joseph C. Shattuck, State superintendent of public instruction, for 1877 and 1878.)

## STATE SCHOOL SYSTEM.

## OFFICERS.

The chief school officer is a State superintendent of public instruction, chosen by the people every two years to visit the schools and oversee the whole school system. He and two State executive officers constitute a State board of education to issue State diplomas to teachers of proven character, culture, and ability, who have sufficient professional experience. There is also a State board of land commissioners for the management of the school lands.

The minor officers are a superintendent of public schools for each county, boards of 3 or 6 members for school districts, according to the population, and high school committees of 4 for union high school districts. Women may vote for school officers at district meetings, and may themselves be district officers.

## OTHER FEATURES OF THE SYSTEM.

The State school fund being very small (only about \$40,000 in 1878), taxation has to be mainly relied on for the support of public schools. The proceeds of State and county taxes, with the income from the State school fund and fines and forfeitures, under the school law, go to the counties which duly report, in proportion to the number of youth of school age in each, and the county superintendent apportions the money to the districts; but any district failing to maintain a public school under a licensed teacher or succession of such teachers during 3 months of the year preceding



forfeits its share of the apportionment. The district schools (except union district high schools, for which there are special arrangements) are required to be free to all residents between the ages of 6 and 21, to exclude sectarian doctrine, and to make no discrimination in their pupils on account of race or color. The union district high schools are to be sustained by pro rata contributions from the several districts uniting, each contributing from its school fund according to the number of pupils sent from it. Beyond the high schools there is to be a State university, the preparatory department of which was organized during September, 1877. There is no State normal school. A school month consists of 4 school weeks of 5 days each. The school day must not exceed 6 hours, excluding the noon intermission.—(School law of 1877.)

By the constitution of 1876, neither the general assembly nor the State board of education has power to prescribe the text books for the public schools; this is left to be regulated by the school boards.

GENERAL CONDITION.

Superintendent Shattuck says that fuller and more trustworthy reports respecting the school system were received in 1878 than ever before, and that these show advance in almost every particular. The increase is considerable in the number of children of school age, the number enrolled and in average attendance, number of districts organized, of school-houses provided, of teachers employed, and amounts of receipts and expenditures for public schools. The schools, he says, are generally in a prosperous condition; even in the newer portions of the State, true to what has become almost an instinct with Americans, the settlers are generally eager to establish the means of training their children. There has, indeed, been a slight diminution in the percentage of both enrolment and average attendance, with a considerable decrease in the rate of teachers' pay; but the fall in percentage is too small to awaken much anxiety, and the pay of teachers, Mr. Shattuck thinks, has reached its lowest point.

One thing he mentions is especially encouraging, viz, that in Colorado the primary teacher is better appreciated and hence better paid in proportion to other grades than is usual elsewhere. It is recognized that "to train children properly during the first two years of school life requires a skill rarer and of a higher order than to instruct advanced classes in Latin and geometry;" hence, when a primary teacher proves her ability by her works her value is admitted, and in salary she frequently ranks next the principal.

An increase of more than 80 per cent. in the number of volumes in school libraries is noted with pleasure, the library, "the university of the future," being often of more value in the proper training of a child than any other thing connected with a school-house.

CITY SCHOOL SYSTEM OF DENVER.

OFFICERS.

A board of education of 6 members, elected for terms of three years each, one-third liable to change each year, has for its executive officer a superintendent of city schools, with a secretary and treasurer not of its own number.

STATISTICS.

Population in 1870, 4,800; estimated present population, 22,000; youth of school age (6-21), 3,000; enrolled in public schools, 2,317; average attendance, 1,563; average attendance to each teacher, excluding special teachers, 44; school days in the year, 190; days schools were taught, 186; teachers employed, 37; school buildings, 4; rooms for both study and recitation under 1 teacher, 26; under 2 or more teachers, 4; sittings for study, 1,580; valuation of school property, \$138,000; expenditures for public schools in 1877-'78, \$57,692.

ADDITIONAL PARTICULARS.

The attendance on private and parochial schools, 200, added to the enrolment in the city schools, gives 2,517 as the number brought under some form of instruction in 1877-'78.

The public schools are divided into 4 primary, 4 grammar, and 4 high school grades. Instruction in German and music forms a part of the school course, apparently throughout. In the former much improvement was made during the year through the kind efforts of a German member of the school board, who gave an hour a week throughout the session to a thorough drill of the teachers in German. An improvement in music is looked for from the introduction of a good text book. Lack of room has necessitated half day schools for pupils of the first grade and part of the second. In the first grade the arrangement has worked well, and as much has been accomplished as in a full day's session; but Superintendent Gove thinks a full day in school would be better for pupils of the second grade.—(Report of board of education and of Superintendent Aaron Gove for 1877-'78.)

## TRAINING OF TEACHERS.

## NORMAL CLASSES.

There is yet no State normal school, but in the normal department of the State University at Boulder there was a class of 14 pupils. Instruction was given during the year in spelling, reading (with phonetic analysis), English grammar, United States history, arithmetic, and descriptive geography.

A training class to prepare teachers for the city schools seems to be conducted at Denver, under the charge of Superintendent Gove. At the request of their parents and with the approval of the principal of the high school, pupils in the two upper classes of the high school are permitted to join this class. The studies pursued embrace those above mentioned, with the addition of physical geography, elements of algebra and of vocal music, and methods and theory of teaching. The number in the class for the year 1877-78 is not indicated.

## TEACHERS' INSTITUTES.

Provision is made in the school law for holding a teachers' institute in any judicial district for 5 working days if not less than 25 teachers give notice to the State superintendent through their county superintendents that they desire to assemble for the purpose. How many such institutes were held in 1877-78, or with what attendance, is not told in the report.

## SECONDARY INSTRUCTION.

## PUBLIC HIGH SCHOOLS.

Superintendent Shattuck, in his report for 1877 and 1878, gives no statistics relating to State high schools. He says, however, that there is a high school department connected with the graded school in every town of considerable size in the State, while in Denver the high school is well supplied with teachers and apparatus, and has graduated two classes. The enrolment there in 1877-78 was 123; the average daily attendance, 99. There are 3 courses: (1) A general course, wholly English, for most pupils; (2) an English and classical course, which includes a fair amount of Latin; and (3) a classical course, which adds to the Latin 2 years' study of Greek. French is optional during the last 2 years of any course. Only 3 studies are pursued at any one time.

## PREPARATORY DEPARTMENT OF THE UNIVERSITY.

Besides the 14 normal pupils previously noticed, 52 other students were reported in the preparatory department in 1877-78. Of these, 14 were in elementary chemistry, 27 in elementary physics and physical geography, 29 in algebra, 14 in geometry, 2 in French, 16 in German, 47 in Latin, and 14 in Greek.

## OTHER SECONDARY SCHOOLS.

*Jarvis Hall*, the first and one of the most important of the secondary schools in the State, although so unfortunate as to lose its buildings by fire in April, 1878, has continued its exercises.

From *Wolfe Hall* (Protestant Episcopal) and *St. Mary's Academy* (Roman Catholic), both at Denver, no reports have been received for 1878.

For statistics of private academic schools, preparatory schools, and business colleges, see Tables IV, VI, and VII of the appendix following, and the summaries of them in the report of the Commissioner preceding.

## SUPERIOR INSTRUCTION.

## UNIVERSITY OF COLORADO, BOULDER.

This institution entered on its second year in the autumn of 1878 with a freshman class of 10, 9 men and 1 woman. The faculty, so far as chosen, consisted of the president, who is also professor of chemistry and metallurgy, a professor of Latin and Greek, an instructor in French and German, and one in mathematics. A subsequent return shows the presence of at least one more in charge of the preparatory department, which included 36 male and 18 female students. The studies of the freshman year are obligatory; after that the student is allowed to choose among classical, scientific, and special studies. A good foundation for a library has been laid by a gift of \$2,000 from C. G. Buckingham, esq., of Boulder, to which have been added donations from Messrs. J. Alden Smith and Boulder Cole, making a total of \$5,000. The library reported numbered 2,000 volumes.

COLORADO COLLEGE, COLORADO SPRINGS.

The college has an excellent site in the centre of the State, on an important line of railway. It is organized on the general plan of the older colleges at the East, having in view general culture in liberal studies and technical training in the sciences. Besides an English and normal course of 3 years, a preparatory classical course of 3, and a regular collegiate course of 4, it offers in its announcement for 1878-'79 special courses in mining and metallurgy, with opportunities for special studies in language, literature, history, or science. It is open to both sexes. There was an average of 50 pupils in 1878.

SCIENTIFIC AND PROFESSIONAL INSTRUCTION.

SCIENTIFIC.

The *State Agricultural College*, at Fort Collins, completed in 1878 its first building, and was reported by the State superintendent as about to open its doors; but no statistics of attendance can well be looked for till 1879.

The *State School of Mines*, at Golden, was reported by the same authority to be in excellent hands and in prosperous condition, and a circular from it at a later day shows that it is going forward with its work; but statistics for 1878 have not been received.

PROFESSIONAL.

Matthews Hall, at Golden, a theological seminary of the Protestant Episcopal Church and the only professional school in the State, reported suspended in 1877, had the further misfortune to lose its buildings, furniture, and library by fire on April 6, 1878. The loss was a serious one, only about half the value of the property consumed being covered by insurance.

SPECIAL INSTRUCTION.

TRAINING OF DEAF-MUTES AND THE BLIND.

The State Institute for the Education of the Mute and Blind, at Colorado Springs, trains its pupils in ordinary English school studies, in Scripture lessons, and in drawing; also in such useful occupations as printing and gardening for the boys, and sewing and general housework for the girls. It reported 3 instructors and 29 pupils in 1878. Of the instructors, 1 was a semi-mute; of the pupils 13 were males and 16 females.—(Return.)

EDUCATIONAL CONVENTION.

STATE ASSOCIATION.

The annual session of the State Teachers' Association, which met at Denver, January 3, 1878, seems to have been one of considerable interest. The State superintendent reports that some of the teachers travelled nearly 200 miles to be present; he does not, however, say whether or not there was a full attendance.

After the opening exercises the president, Hon. J. C. Shattuck, delivered his annual address, which was referred to a committee. Papers were read on "Conducting recitations in the intermediate department," by Miss Ella P. Beecher, and on "Moral and social education," by Prof. Joseph Brinker. A discussion of the question of reading the Bible in the public schools followed, and in the course of it a resolution was passed submitting an address to the Spanish inhabitants of the State, in which they are urged to provide a more general public-school system and to educate their children in the English tongue. "What shall I do with that boy John?" was the topic of the next paper, by Superintendent Howard, of Weld County, and after a discussion of it the question "How shall we teach spelling?" was presented by Helen McG. Ayers. In the evening the association listened to an address by Rev. P. V. Finch, in which he reviewed past methods of instruction and characterized the modern public school as the best educational system that has ever been devised. The remaining papers read were "What can be done to secure a larger and more regular attendance in our schools?" by Ira W. Davis; "School architecture," by Robert S. Roeschlaub; "The use of text books," by W. J. Waggener; "Practical lesson on English language," by Mrs. Nelly Lloyd Knox; "The teacher as a citizen," by A. E. Chase; and "Back in the same old rut," by G. W. Buell.—(State superintendent's report, 1878, and Denver News, January 4, 1878.)

CHIEF STATE SCHOOL OFFICER.

Hon. JOSEPH C. SHATTUCK, *State superintendent of public instruction, Denver.*

[Second term, 1879-1881.]

**CONNECTICUT.**  
**STATISTICAL SUMMARY.**

	1876-77.	1877-78.	Increase.	Decrease.
<b>POPULATION AND ATTENDANCE.</b>				
Children of school age (4-16) enumerated.	137,099	138,407	1,308	.....
Scholars registered in winter.....	99,657	100,288	631	.....
Scholars registered in summer.....	90,845	91,413	568	.....
Number registered over school age...	4,894	4,779	.....	115
Different scholars in public schools...	119,208	119,828	620	.....
Pupils in other than public schools...	10,180	11,109	929	.....
Pupils in schools of all kinds.....	129,388	130,937	1,549	.....
Children of school age in no school...	13,865	13,474	.....	391
Average attendance in winter.....	75,732	77,218	1,486	.....
Average attendance in summer.....	68,588	69,832	1,244	.....
Ratio of registration to enumeration.	86.96	86.56	.....	.39
Ratio, including all kinds of schools..	94.38	94.60	.22	.....
<b>SCHOOL DISTRICTS AND SCHOOLS.</b>				
School districts in the State.....	1,487	1,500	13	.....
Public schools reported.....	1,629	1,647	18	.....
Departments in these.....	2,530	2,564	34	.....
Schools with two departments.....	112	117	5	.....
Schools with more than two departments.	165	169	4	.....
Whole number of graded schools.....	277	296	9	.....
Departments in these.....	1,176	1,212	36	.....
School-houses built during the year..	22	30	8	.....
School-houses in good condition.....	922	896	.....	26
School-houses in fair condition.....	524	555	31	.....
School-houses in poor condition.....	201	213	12	.....
Average duration of school in days..	177.52	178.47	.95	.....
<b>TEACHERS AND THEIR PAY.</b>				
Teachers in winter public schools....	2,676	2,711	35	.....
Teachers in summer public schools...	2,659	2,678	19	.....
Teachers continued in same school..	1,904	1,947	43	.....
Teachers who never taught before....	478	470	.....	8
Average monthly pay of men.....	\$64 55	\$61 03	.....	\$3 52
Average monthly pay of women.....	36 20	36 50	\$0 30	.....
<b>INCOME AND EXPENDITURE.</b>				
Whole income for public schools.....	\$1,506,219	\$1,509,159	\$2,940	.....
Whole expenditure for them.....	1,510,223	1,506,477	.....	\$3,746
<b>STATE SCHOOL FUND.</b>				
Amount of available fund.....	\$2,000,000	\$2,000,000	.....	.....

(Reports of Hon. Birdsey Grant Northrop, secretary of State board of education, for the two years indicated.)

## STATE SCHOOL SYSTEM.

## OFFICERS.

For the State, there is a State board of education, with a secretary for general executive duty, an assistant secretary for office work, and a general agent to superintend the execution of the compulsory school laws.

For towns (the New England term for townships), there are boards of school visitors of 3, 6, or 9 members, those of 3 members holding as a body for three years, those of 6 or 9 changed in one-third of their material each year.<sup>1</sup>

For school districts within the towns, there are school committees of not more than 3 members to look after the interests of the district schools, with a clerk of records, a treasurer for accounts, and a collector for gathering taxes, all chosen annually; except that school districts which have succeeded former school societies have boards of education of 6 or 9 members chosen for 3 years, and one-third changed each year.—(Laws of 1872 and amendments to 1878.)

## OTHER FEATURES OF THE SYSTEM.

The schools of the State are open to all children, 4 to 16 years of age, without distinction of color, who belong to the districts in which such schools are situated.<sup>2</sup> Their main support is derived from local taxes levied by town, district, and city authorities. These local taxes, however, are supplemented from the proceeds of a State school tax at the rate of \$1.50 for each child of school age, from the interest of town deposit funds, of the funds of the old school societies, of special endowment funds, and of the State school fund, now about \$2,000,000. But each district, in order to receive its allowance from the State or from the town in which it lies, must have a school-house and outbuildings satisfactory to the school visitors, must have reported to these visitors, in due season, its school statistics for the preceding year, and must show that it has kept its school open for at least the 24 to 30 weeks required by law. Teachers, too, must report in due time and form to the visitors, as well as have from them a certificate of examination and approval, in order to draw their pay. High schools are provided for by law. A normal school enters into the State system, and there is also some connection between Yale College and the State.

## GENERAL CONDITION.

Both the statistics of Secretary Northrop and the report of the board of which he is the active officer show gratifying progress: An increase of 1,308 in the number of children of school age, an increase of 1,549 in the enrolment in public and private schools, and a decrease of 391 in the number of school age in no school. What is better still, the average attendance in public schools alone exceeded the whole increase of school population. These facts show that the advantages of schooling are more and more appreciated, and that even the children of the ignorant immigrants are drawn into the schools in one way or another. Including all kinds of schools, it seems that 94.6 per cent. of the children of school age were, in the year 1877-78, brought under instruction—a high ratio for even an old State.

The instruction given, too, increases gradually in efficiency. The influences of educational journals, teachers' institutes, and the State Normal School evidently form each year a better class of teachers. Thus the number of inexperienced teachers is smaller by 8, and 43 more were retained in the same school. There were 9 more graded schools, 36 more departments in these, and with this more systematic teaching, more desirable results. It is a mark of the sense of this improvement and of the willingness of the people to carry it on still further that the receipts for public schools in even a hard year increased \$2,940.

## TOPICS TREATED IN THE STATE REPORT.

The secretary of the board of education, in his report for 1878, still claims attention for neglected children, intimating that the advantages of education should first be pointed out to the parents, then, if needful, the penalties of the law explained to them, and, where there is great destitution, public charity should be invoked. The agent, Mr. Giles Potter, explains what has been done for such children during the year. Secretary Northrop next gives a brief review of the decennary of free schools, shows how the free school system has given encouragement to its friends and furnished facts fitted to satisfy the minds of all honest doubters, and adds, "As a result of free schools the great majority of the town reports concur in saying: 'There has been a decided advance in the number at school, in regularity of attendance, and in the manifest interest of the people.'" He objects to having national schools, because, "as the

<sup>1</sup> The supervisory duties of these visitors are performed by one or more of the members annually designated by the board for that work, and called the acting school visitor or visitors.

<sup>2</sup> A law of 1878 allows school boards to exclude children under 5 years when in their judgment such exclusion will promote the interests of the schools.

schools of every community answer to local public opinion, their success must depend on the sympathy and appreciation of the people." Referring to the educational history of Connecticut for the last ten years and of Massachusetts for the last two hundred, he argues that free schools and communism are incompatible, and thinks that a few simple school talks on this theme might prevent mischief among the foreign population in coming years. The notion that free schools and pauperism are allied is combated by showing that, instead of being a charity, tending to demean and pauperize the recipients, "all find themselves equal partners in the concern, having an equal voice in selecting the managers, in raising the funds, or in criticising the methods adopted."

A French view of American schools is given from the report by M. Ferd. Buisson, who, with six assistants, made a careful inspection of our school exhibits at the Centennial Exhibition and afterward visited different States. He says that "if any people ever used this 'power of education,' or united its destinies to the development of its schools, or made public instruction the supreme guarantee of its liberties, the condition of its prosperity, the safeguard of its institutions, that is most assuredly the people of the United States."

The superintendent speaks of the Sheffield Scientific School as accomplishing comprehensive work in the direction of industrial education, and of the advantages of attending the normal school. In conclusion, he cordially acknowledges the donation of the "Field Memorial Parks" to the town of Haddam, and thus to Connecticut, by the four surviving sons of Rev. David Dudley Field.—(State report.)

## CITY SCHOOL SYSTEMS.

## OFFICERS.

Boards of school visitors of 6 to 9 members, one serving as "acting school visitor," or boards of education of 9 to 12 members, with city superintendents, form the ordinary official school staff in the cities of the State. Provision is made in nearly all cases for a partial change of the material of these boards each year by new elections.

## STATISTICS.

Cities.	Estimated population.	Youth of school age.	Enrollment.	Average attendance.	Teachers.	Expenditures.
Bridgeport.....	28,906	6,376	5,244	43,318	84	\$53,719
Hartford.....	50,000	9,061	5,755	4,484	163	228,223
Middletown.....	11,000	1,429	1,158	671	22	28,271
New Haven.....	59,829	13,219	10,008	7,646	213	202,898
New London <sup>b</sup> .....	11,000	2,101	1,937	1,371	41	25,584
Norwich <sup>c</sup> .....	17,500	1,512	1,218	949	33	25,145
Stamford.....	11,000	2,472	1,606	971	32	21,459

<sup>a</sup> This does not include evening schools.

<sup>b</sup> The statistics for New London are derived from the State report.

<sup>c</sup> Central high school district only included in the return.

## ADDITIONAL PARTICULARS.

*Bridgeport* reports for 1878 a larger attendance in the schools than ever before, and that, under the present system, they are steadily improving. In the day schools, there are 8 grades below the high school course, which occupies 4 years. Monthly examinations showed that the standard of scholarship in the different grades rose steadily and considerably during the year. Drawing and music were continued, the experiment of having regular teachers in music proving satisfactory. The number of school-houses was 13, with 64 rooms and 4,049 sittings. The superintendent states that there were fewer scholars in the evening schools than in the previous year, but that the attendance was more regular and the work accomplished good. In the free evening drawing school it was found necessary to establish two classes in mechanical drawing, one being for those who had received previous instruction; the advanced class numbered 42, the beginners 73. More than 2,000 drawings were made by the pupils, and great improvement over those of last year was noted.

*Hartford* reports for 1878 that, on personal examination by the board of visitors, a quickness of perception and a readiness of answer in pupils have been noted, which augur well for the future. The 2 evening schools continued to do good work. Although the attendance fell off—463, against 529 last year—the spirit of emulation among the scholars was more marked than ever before. In the high school, which has an

English and a classical course of 4 years each, there were 492 scholars, an increase in attendance of 26; 76 graduated. There are 6 grades in German, which, with French, is pursued during two years of the high school course.

The *Middletown* report for 1878 states that there were 3 school-houses with 22 rooms. There was no change made in the teachers during the year, and the work was successful, the only trouble being increased irregularity of attendance. Diplomas were given to 30 pupils, the largest number ever graduated. The students of botany and geology have been much aided by study, under proper direction, in the fields and woods, and by investigating objects in their native forms at home.

*New Haven* reports for 1878 the erection of 2 school-houses and the addition of 5 rooms to another one, thus seating 650 more pupils than before. The results of the examinations in April were highly satisfactory, 138 pupils being passed from the grammar schools to the high school out of 145 who sought advancement. The training schools continue to do good work in preparing teachers for the city schools. Three ungraded schools also showed marked progress, with an increase in attendance. Two evening schools instructed over three hundred young men and boys. In all the city schools there was a decrease in truancy. The library of selected reference books numbers 1,000 volumes. The apparatus for illustrating the natural sciences has increased from year to year, and now comprises a very extensive collection of appliances for experimental instruction, which is felt to be of great benefit to the pupils. A telephone was advantageously added during the year. Information in respect to the high school will be found under Secondary Instruction.

*Norwich* sends no printed report for 1878. There were 1,218 pupils enrolled in public and 127 in private and parochial schools. Number of school buildings, 6; of school rooms, 21; of sittings for study, 1,237; estimated value of school property, \$70,150. A special teacher of music is employed at a salary of \$1,200.

*Stamford* reports a union district school system, including all schools of the town, 17 in number, 13 of them ungraded country schools. There were 30 departments, with an enrolment of 1,606 pupils and an average daily attendance of 971; 197 school days; 648 children in private schools and 508 in no school. The average monthly pay of male teachers was \$86.43 and of females \$40.89.

## TRAINING OF TEACHERS.

### STATE NORMAL SCHOOL.

The State Normal School, at New Britain, admits no one who is unwilling to teach, and throughout the 2 years' course special attention is given, in the common school branches, to methods of teaching; the pupils themselves in turn take charge of the various classes. Instruction is given in analysis of sounds, vocal gymnastics, drawing, and vocal music; Latin and French are optional. Applicants for admission must be at least 16 and must present certificates of good character from the acting school visitors of their towns. Tuition is free to all who are preparing to teach in the State. The library contains nearly 1,400 volumes, exclusive of text books, and is rich in books of reference. There is a large collection of philosophical and chemical apparatus, minerals, fossils, &c. A return gives the number of resident instructors as 6; non-resident, 2; normal students in attendance during the year, 140, 18 men and 122 women; graduates, 25; engaged in teaching, 23.

### TEACHERS' INSTITUTES.

The law of the State provides for the holding of conventions of school officers, teachers, and other friends of education, at one or more convenient places, for the purpose of instructing in the best methods of administering, governing, and teaching public schools; but the expenses incurred for such conventions shall not exceed in any one year the sum of \$3,000. It is evident, from the amount the board of education reports as expended in 1878 for teachers' institutes, that several of these meetings were held, but the number is not stated.

### EDUCATIONAL JOURNAL.

There has been no school journal published in this State since the close of 1874, but the *New-England Journal of Education*, in which several State journals were merged at that time, always devotes some of its columns to Connecticut school matters.

## SECONDARY INSTRUCTION.

### PUBLIC HIGH SCHOOLS.

The information concerning public high schools comes from the city reports. Bridgeport, Hartford, Middletown, and New Haven have 4 years' courses, English and classical, the classical course preparing for the academic departments of the best colleges, and the English course for their scientific departments or for business pursuits. In

the Bridgeport High School those who have not time for the full course may omit the languages, bookkeeping, political economy, &c.; but all students must have at least three studies each term. In the Hartford High School the laboratory was enlarged so that 150 more pupils can be seated, and with the other additions to the building there will be room enough for all newcomers. The New Haven High School reports that Greek was again added to the course, and that instruction in classical studies was allotted to one teacher, on full time, instead of to several teachers, as heretofore; the cost of instruction was thus diminished and the efficiency of the classical department essentially strengthened. The continuation of collateral studies in English was found to be advantageous to students preparing for college, while the scientific department furnished proof of excellent scholarship, several of the pupils taking prizes in the Sheffield Scientific School.

#### OTHER SECONDARY SCHOOLS.

For detailed statistics of other secondary schools, see Tables VI and VII of the appendix, and the summaries of these in the report of the Commissioner preceding.

#### BUSINESS COLLEGES.

No business college reports for 1878, but Middletown has a commercial course of 2 years, forming the "senior department" of the public schools. It is substantially a high school, the course including arithmetic, algebra, commercial forms and calculations, bookkeeping, rhetoric, and natural philosophy.

#### SUPERIOR INSTRUCTION.

##### UNIVERSITIES AND COLLEGES.

*Yale College*, New Haven (non-sectarian), appears to have made no changes in its academic arrangements in 1878 beyond an effort to raise the grade of instruction in French and the provisional adoption of the Michigan system of admitting graduates of approved secondary schools to the freshman class without examination. The school selected for the trial of this system is the well known Hopkins Grammar School of New Haven, long engaged in preparing students for the college; yet even with this the experiment has not been ventured on without the precaution of having the record of each candidate for the last school year submitted to the faculty, together with the written papers passed in by him at the last examination, and the marks put on them by the examiners of the school.

The departments of instruction remain the same, including theology, medicine, law, philosophy and the arts (this last comprehending under its double title the graduate and undergraduate divisions of the academical department), the Sheffield Scientific School, and the School of the Fine Arts. The total attendance for the opening term of 1878-'79 reached 1,022, counting no name twice. In the department of philosophy and the arts the total was 857, of whom 46 were pursuing studies after graduation, 587 were undergraduates of the academical department, 194 in the Sheffield Scientific School, and 30 in the School of Fine Arts.—(Yale in 1878 and catalogue for 1878-'79.)

*Trinity College*, Hartford (Protestant Episcopal), has one collegiate course only, and this occupies 4 years. While no division into classical and scientific courses is made, students may, with the approval of the faculty, make up for themselves special courses composed of such parts of the regular course as they desire to take. Students in the regular course, too, who have leisure may pursue, under the general direction of the faculty, certain designated lines of study outside of and additional to those in the curriculum; and any student completing the course prescribed for the degree of bachelor of arts may receive the further degree of bachelor of science on passing a special examination in the work of the mathematical and scientific portions of the course and a further examination in one of the special courses above referred to. Two such students received the degree in 1878, besides 11 who were made bachelors of arts in course and 4 others who received the degree with honors.

The whole number of undergraduate students in 1878, according to a return, was 116, of whom 4 were studying for the scientific degree, while 7 were designated in the catalogue as students in special courses.—(Return for 1878 and catalogue for 1878-'79.)

*Wesleyan University*, Middletown (Methodist Episcopal), is open to young women as well as young men, and presents to both the option of three regular collegiate courses, each of 4 years: a classical, a scientific, and a Latin-scientific. The first includes the usual subjects of the old collegiate course. The other two are meant to secure to those who cannot undertake prolonged studies of the ancient languages an opportunity to acquire sound mental training and liberal culture as well as a good preparation for advanced courses of scientific or technical study. The attendance on these courses in 1877-'78 was 186, besides 5 special students and 1 graduate student.—(Catalogue, 1877-'78.)



## INSTITUTIONS FOR THE SUPERIOR INSTRUCTION OF YOUNG WOMEN.

For the names, situation, and statistics of schools of this class, see Table VIII of the appendix following, and for a summary of these statistics see a corresponding table in the report of the Commissioner preceding.

## SCIENTIFIC AND PROFESSIONAL INSTRUCTION.

## SCIENTIFIC.

The *Sheffield Scientific School* of Yale College, which is also the Connecticut College of Agriculture and the Mechanic Arts, is devoted to instruction and researches in the mathematical, physical, and natural sciences, with reference to the promotion and diffusion of science, and also to the preparation of young men for such pursuits as require proficiency in these departments of learning. The instruction is suited to the wants of two classes of students: (1) graduates of colleges and other persons qualified for advanced or special scientific study, and (2) undergraduates who desire a training, chiefly mathematical and scientific, for higher scientific studies or for various occupations in which such training will be useful. The graduate courses of study cover from one to three years and lead to the degrees of bachelor of philosophy, civil engineer, and dynamic engineer. The undergraduate courses most distinctly marked out are in chemistry, civil engineering, dynamic engineering, agriculture, natural history, biology (preparatory to medical studies), and studies preparatory to mining and metallurgy. They extend over 3 years, the work of the first being the same for all.—(Twelfth annual report.)

The scientific and Latin-scientific courses of instruction in *Wesleyan University*, already referred to, complete the list of opportunities for scientific study in this State, as far as reported.

For statistics, see Table X of the appendix, and the summary of this in the report of the Commissioner preceding.

## THEOLOGICAL.

Of the 3 theological schools in Connecticut, reports have been received from only 2, the theological department of Yale College, at New Haven, and the Theological Institute of Connecticut, at Hartford, both Congregational. In each the course of instruction covers three years, and it cannot be begun by students who have not received a liberal education. Of the 38 students in 1878 at the Hartford school, 30 had received a degree in letters or science, a much larger proportion than was reported in 1877. In the Yale school the number of students (107) was larger than in any previous year.—(Printed reports, 1878, and return from the Theological Institute.)

For full statistics of theological schools reporting, see Table XI of the appendix, and the summary of it in the report of the Commissioner preceding.

## LEGAL.

The law department of Yale College embraces two courses of study, each extending over 2 years. One course is for beginners of the study and leads to the degree of LL. B.; the other, for graduates of law schools having already that degree, furnishes a course of advanced study which, at the close of the first year, is rewarded by the degree of master of law, and at the end of the second by that of doctor of civil law. The experiment of instituting a graduate course for the above degrees was the first of the kind made in the United States, and after a two years' trial the law faculty considers its success established.—(Catalogue of Yale College; also, Yale College in 1878.)

## MEDICAL.

The Medical Institution of Yale College reports its attendance greater in 1878 than for many years previous, and that during the year a number of important additions were made to the facilities for instruction in the various departments. The course of instruction comprises the usual two terms of medical lectures, with the requirement of an additional year's study under a respectable and regular practitioner; but if the student be a college graduate his diploma is received as equivalent to a certificate of medical study for one year. All students who are not college graduates are examined in English branches, including algebra to quadratics, elementary physics, Latin grammar and reader. Plans are in progress to require a thorough preparatory course for all who commence the study of medicine, and an examination in proper preliminary studies will be required hereafter, previous to admission to examinations in any of the medical sciences.—(Annual report of medical department, 1878, and Yale College in 1878.) For statistics, see Table XIII of the appendix, and the summary of this in the report of the Commissioner preceding.

## SPECIAL INSTRUCTION.

## EDUCATION OF THE DEAF AND DUMB.

The *American Asylum for the Deaf and Dumb*, at Hartford, reports 253 pupils under instruction during 1878; number of professors and instructors, 17; 1 being a semi-mute. In connection with the regular studies, 16 semi-mutes and 24 deaf-mutes, about 15 per cent. of the whole number, received instruction in articulation, two teachers giving their whole time to this. Of the older boys 35 were taught mechanical drawing, and in the industrial department 148 pupils were under instruction three hours a day in various industries. The library contains 2,300 volumes and a reading room receives regularly 39 papers. The report states that the increased appropriation will enable it to provide training for every deaf-mute child in the State.

*Whipple's Home School for Deaf-Mutes*, at Mystic River, in a return for 1878, states that 44 pupils have received instruction since the foundation of the institution in 1869, and 15 during the last year. There were 3 professors and instructors, and articulation and lip reading were taught in addition to the common school branches. Object lessons were also given in botany, physical geography, natural history, &c., and habits of industry were inculcated by labor about the house and farm.

## REFORMATORY AND INDUSTRIAL TRAINING.

The *Connecticut Industrial School for Girls* reports for 1878 that 63 girls have been added in 1878 and 52 dismissed, leaving 130 girls at the end of the year. The resident officers and teachers numbered 17, including an agent who visits those who have found employment in various parts of the State. Of these, 60 per cent. are known to be doing well, and several occupy good social positions.

The *Connecticut State Reform School*, West Meriden, reports 2,806 admitted since the organization of the institution, and 259 remaining at the close of 1878. The boys admitted, 74 of them illiterates, were classed, according to scholarship, in six divisions and one unclassified grade. Thorough instruction in the common school branches was given by 4 teachers, and there was also a superintendent. The industrial employments, such as cane seating of chairs, tailoring, and repairing of shoes, were under the charge of 4 overseers, 1 of whom was teacher of vocal music, and many of the boys were employed on the farm.

## EDUCATION OF THE FEEBLE-MINDED.

The *Connecticut School for Imbeciles*, at Lakeville, reports 85 inmates. The common school branches were taught, and a marked advancement in the school was noticed.

## EDUCATIONAL CONVENTION.

## STATE ASSOCIATION.

The thirty-second annual session of the Connecticut State Teachers' Association was held at New Haven, October 17-19, 1878, with President D. P. Corbin, of Hartford, in the chair. Rev. L. C. Seelye, president of Smith College, Northampton, Mass., delivered the opening address on "Collegiate education of women." In relating some facts about Smith College, the speaker alluded to the desire of its founder "to develop a true womanhood;" urged the expediency of opening colleges exclusively for women, and the necessity of giving woman every advantage to aid her intellectual development; also giving expression at some length to his apprehensions of the danger of co-education. Mr. William I. Marshall, of Fitchburg, Mass., followed in a lecture on the "Yellowstone National Park," with illustrations. The following day H. E. Sawyer, of New Britain, showed the "Sensible and absurd methods of measuring and weighing," in an argument for the metric system, which paper Superintendent Parrish, Hon. B. G. Northrop, and others discussed. Mr. E. H. Forbes, of Windsor, Conn., then read a paper on "Reading, its quality, quantity, manner, and true object;" Professor Sumner, of Yale, and Secretary Northrop continuing the subject. A paper by C. L. Ames, of the Plantsville (Conn.) Graded School, on "Practical methods and results," was followed by an exhibition of free gymnastics by thirty pupils from the Eaton School, under charge of Miss Crane. The "Essentials of English grammar," by J. C. Stockwell, of the Arsenal school, Hartford, was the next paper read. Then Professor Hoyt, of Newtown Academy, illustrated his method of teaching by conducting an exercise with a class of boys and girls brought for the purpose. Judge Carpenter, of Hartford, spoke of the power of public sentiment and the influence exerted on it by public schools. Governor Hubbard discussed the school in relation to free government. The last day was occupied mainly with remarks by Augustus Morse, of Hartford, on the school interests of the past and present; by Professor McLaughlin, of Lewis Academy, Southington, on the "Education of common school teachers," which subject was continued by Professor Carleton, of New Britain, Conn., and Colonel

Parker, of Quincy, Mass.; by Mr. S. A. Barrymore, of Bridgeport, on "Teachers' influence," by Mr. S. T. Dutton, of New Haven, on "The dangers of our profession," and by Professor Brewer, of Yale, on "Red tape," in which he urged that teachers be allowed more freedom to follow out their own plans. These gentlemen were followed by Superintendent Parrish, Mr. Whitmore of New Haven, Secretary Northrop, and Mr. George Beckwith, each of whom offered a few remarks on different school subjects. The sessions were interspersed with singing and recitations, and after report by Mr. John H. Brocklesby, acting school visitor, of Hartford, on "Trial examinations," in which he pointed out the necessity for a change in the style of examination, the association adjourned.—(New-England Journal of Education, October 24 and 31, 1878.)

#### OBITUARY RECORD.

##### EDWARD COLLINS STONE.

This esteemed gentleman, principal of the American Asylum for the Education of the Deaf and Dumb, Hartford, died at his post there, after a brief illness, December 21, 1878, having nearly completed his thirty-ninth year. The son of a former principal of very high repute, Mr. Stone was at the death of his father called to succeed him in his place and work, and though at that time only 31 he proved by his laborious and useful course the wisdom of the selection. Quiet and modest, he had, from long association, such acquaintance with the class for whom he was to labor, such an insight into their needs, and such a genuine affectionate interest in them as to gain in the outset a strong influence among them and make himself an efficient and useful principal. His courtesy and kindness towards the other teachers won for him their affection, while the fidelity with which he attended to all his duties secured for him their respect. Without being great he was thus very useful, and left behind him in the community in which he moved a name which his late associates cherish and respect.

#### CHIEF STATE SCHOOL OFFICER.

Hon. BIRDSKY G. NORTROP, *secretary and executive officer of board of education, Hartford.*

## DELAWARE.

STATISTICAL SUMMARY. *a*

	1877.	1877-'78.	Increase.	Decrease.
<b>POPULATION AND ATTENDANCE.</b>				
White youth of school age (5-21).....	31,849	31,849	.....	.....
Colored youth of school age.....	3,800	3,800	.....	.....
White youth in public schools.....	22,398	23,830	1,432	.....
Colored, in the schools for them.....	2,348	2,900	552	.....
Whole enrolment in free schools.....	24,746	26,730	1,984	.....
<b>SCHOOL DISTRICTS AND SCHOOLS.</b>				
Number of school districts.....		393	.....	.....
Free schools for whites.....	} 370	} 6513	.....	.....
Free schools for colored.....			47	.....
Average time of white schools in days.....		157.5	.....	.....
Valuation of school-houses for whites.....		\$343,006	.....	.....
Valuation of school grounds.....		109,254	.....	.....
Valuation of school furniture.....		32,101	.....	.....
Valuation of all school property for whites.....	\$450,957	484,361	\$33,404	.....
<b>TEACHERS AND THEIR PAY.</b>				
Male teachers in schools for whites.....		235	.....	.....
Female teachers in the same.....		278	.....	.....
Whole number of both sexes.....		513	.....	.....
Average monthly pay of men.....		\$33 08	.....	.....
Average monthly pay of women.....		26 19	.....	.....
<b>INCOME AND EXPENDITURE.</b>				
Whole income for public schools.....	\$216,225	\$216,540	\$315	.....
Whole expenditure for public schools.....	216,225	216,540	315	.....

*a* As far as possible the statistics of the schools of Wilmington are here included with those of the 3 counties of the State, though the absence of distinction between schools for white and those for colored youth in that city may have given to the number of free schools for whites a few for colored pupils.

*b* This number includes as schools the 109 school rooms reported in Wilmington.

(Reports of Hon. James H. Groves, State superintendent of free schools, and of the Delaware Association for the Education of the Colored People, for the two years indicated, with return of income and expenditure.)

## STATE SCHOOL SYSTEM.

## OFFICERS.

For the State, there are (1) a State superintendent of free schools and (2) a State board of education. The superintendent visits the schools, holds institutes, examines and licenses teachers, decides questions of school law, and makes an annual report. The board selects text books, prepares forms, hears appeals from the superintendent's decisions, and acts as a council of advice to him.

For school districts, there are committees of 3 members, composed of 2 commissioners and a clerk, chosen by the voters of the districts for terms of 3 years each, 1 to be changed each year.

For the city of Wilmington, an independent district under a special law, there is a board of education, for which see City School System, further on.

## OTHER FEATURES OF THE SYSTEM.

The free schools established and aided by the State are sustained from the proceeds of a State school fund, a State tax, and local taxes. They are open only to "white

children of the district over 5 years old.<sup>1</sup> The single absolute condition of State aid indicated in the school law is the raising of \$25 by the school voters of a district for the maintenance of a school; for, although the duty is imposed on district committees of raising annually \$100 in each of the school districts in New Castle and Kent Counties and \$60 in each district of Sussex County, the raising of this amount is not made a condition precedent to participation in the income of the State fund, nor is there even any penalty imposed for neglect to raise it. Since August, 1875, teachers, except under boards of education incorporated by special laws, must hold certificates from the State superintendent; and, in order to draw pay, must make monthly report of their schools to the commissioners of their respective districts. These reports are to be forwarded annually to the State superintendent to form a statistical basis for his report.

#### GENERAL CONDITION OF THE SYSTEM.

The condition of the schools depends so much on the proper qualification of the teachers that it is gratifying to hear of improvement in this respect. Superintendent Groves says in his report for 1877 and 1878 that at the beginning of his administration the examinations of the teachers were limited to only four branches of study, with perhaps a few questions in theory and practice. Year by year additions have been made, till at the last meeting teachers were required to stand a rigid examination in eight important studies, as well as in the theory and practice of teaching. He expresses the conviction that not more than one-fifth of the 462 teachers examined and licensed four years before could have passed the examinations of last year. In Sussex, where, even so late as 1876, reading, writing, and ciphering, taught in the most elementary way, formed the whole course in the country schools, not only has the instruction in these branches much advanced, but grammar and geography too are taught by men and women full of enthusiasm and eager to accomplish good work. A better system also has been organized; the time table and programme are before the teachers; the classes recite according to them; and order and discipline have taken the place of disorder and irregularity. In Kent the progress has not been so great, mainly from overcrowding of the school-houses; but in New Castle better furniture, better methods, and a larger prevalence of graded systems are now found, while the city schools of Wilmington occupy high rank for efficiency and thoroughness.

#### SCHOOLS FOR COLORED YOUTH.

The report of the actuary of the Delaware Association for the Education of Colored People shows that for the school year beginning October 1, 1877, and ending May 30, 1878, the schools maintained under the auspices of this excellent society outside of Wilmington numbered 47. The highest enrolment in them for any one month was 2,216; the average enrolment, 1,024; the average attendance, 787. The studies pursued were spelling, reading, writing, arithmetic, geography, grammar, and history. The actuary says that except in rare instances the management and general control of these schools have been such as to secure his entire approval. The longest term for any of them was eight months.

#### CITY SCHOOL SYSTEM.

##### WILMINGTON.

*Officers.*—A board of education of 20 members, 2 from each of the 10 wards, elected by the people for terms of two years, one-half to be changed or reelected each year, has general charge of the instruction in the schools; a city superintendent, appointed by the board, has especial charge of it.

*Statistics.*—Estimated population in 1878, 40,000; children of the city school age (6-21), 9,178; enrolled in the city schools for the school year 1877-78, 6,831; average number belonging, 4,879; average attendance, 4,435; teachers, 110; expenditure for the year, \$69,476. The school buildings in use were 18; the school rooms for day pupils, 109; the sittings for study, 5,648; estimated value of school property, \$265,339.

*Further particulars.*—The schools of the city embraced in the above statistical account were 16 primary and 4 grammar schools, and 2 high and grammar schools combined. Besides these, however, there was an evening school, with 3 teachers, 75 enrolled scholars, and an average attendance of 55. The studies in this were spelling, reading, writing, and arithmetic, with occasional lessons in some of the higher branches, as the more advanced scholars desired. In the city training school provision is made for recruiting the ranks of the city teachers from the higher pupils of the city schools; but it is to the credit of the city that such recruiting is not often called for, except

<sup>1</sup>Schools for colored children exist in the State, but they receive no State aid. Since 1875, and on their own petition for the arrangement, the colored people support their schools outside of Wilmington by subscriptions and taxes levied on themselves and their property. These schools, except in Wilmington, are under the care of the Delaware Association for the Education of Colored People, which kindly furnishes them with books at cost and aids them otherwise to the extent of about one-third of their expenses. The task of furnishing the books, however, will not be continued in 1879.

from the growth of the city system; for, of the 110 teachers employed, 42 have had 7 years' experience; 23, from 5 to 7; 10, from 4 to 5, and 9 from 2 to 4.

Among the means tried to secure punctual attendance in the schools, the most effective has been found in dismissing those divisions that have had no cases of tardiness for the week, and that one of the others in each school in which there have been the fewest cases, half an hour earlier on Friday. This has proved better than to dismiss the only punctual pupils.—(Report of Superintendent D. W. Harlan for 1877-'78.)

## TRAINING OF TEACHERS.

### NORMAL SCHOOLS.

The normal course at the State college appears to have been continued in 1877-'78, as in the catalogue for the latter year 2 graduates from it are named.

At Wilmington the normal class to prepare the younger teachers for examination and for higher work was held from 5 to 6 P. M. on four days of each week, instead of on one evening only as heretofore. There were 40 teachers on the roll and 13 in average attendance. Five passed their final examinations in June, 1878, and received permanent certificates.

The city training school of 1876-'77 was also continued, with an enrolment of 11 young ladies as pupil teachers, of whom 10 graduated and received appointments in the schools.

### TEACHERS' INSTITUTES.

The annual meetings of these schools for teachers were held, according to law, in 1877 and 1878 in each county, and although, through the parsimony of school boards, the teachers present in some cases had to sacrifice their pay, the attendance generally was good and the results encouraging. The president of the State college, the superintendent of the schools of Wilmington, and others aided in the instruction, and Wilmington set the good example of letting her teachers attend the institute in that county without loss of pay.

## SECONDARY INSTRUCTION.

### PUBLIC HIGH SCHOOLS.

Except in Lewes and Wilmington, the State report gives no intimation of high school departments in the State. In Lewes there is a classical department from which a student may graduate at the end of his eleventh year in the schools. In Wilmington the attendance in the high school department for boys reached 60; in that for girls, 42. Of the boys, 12 graduated; of the girls, it is not said how many, though their graduating exercises are commended.

### OTHER SECONDARY SCHOOLS.

The catalogue of the State college for 1878 presents a list of 67 students connected with the Newark Academy, which is virtually the preparatory department of the college, though not formally connected with it.

For the statistics of all schools of this class reporting for 1878, including business colleges, see Tables IV and VI of the appendix following, and the summaries of them in the report of the Commissioner preceding.

## SUPERIOR INSTRUCTION.

### THE STATE COLLEGE.

Delaware College, Newark, which the State has adopted as its own, has still its classical course of 4 years and a scientific and a literary course, each of 3. The classical course requires, for entrance in English, arithmetic and the elements of algebra, geography, English grammar, history of the United States; in Latin, the grammar, reader, first part of Harkness's Prose Composition, Sallust or Cæsar, Cicero's Select Orations, and Virgil (how much is not said); in Greek, the grammar and reader, with the first two books of the Anabasis. The literary course calls for the same preparation as the classical, with the omission of Greek. In these courses appear 35 students, 8 in the classical, 16 in the literary, 8 in the scientific, and 3 unclassified.—(Catalogue, 1878.)

### INSTITUTION FOR THE SUPERIOR INSTRUCTION OF YOUNG WOMEN.

The Wesleyan Female College, Wilmington, the only college for women in the State, begins the preparation of its students in a primary department, carries them on into a special preparatory course requiring 3 years in English studies, with some Latin, and offers them beyond this a regular collegiate course of 4 years for classical studies and 3 for English. The classical course does not embrace Greek, but it includes French or German from the beginning to the close. Instructors in 1878, ac-

ording to special return, 8; preparatory students, 15; collegiate (in regular courses, 60; in special courses, 7; in a graduate course, 1), 68. The buildings of the college were largely improved in 1878 in respect to heating, lighting, ventilation, and other comforts.

### SCIENTIFIC AND PROFESSIONAL INSTRUCTION.

#### SCIENTIFIC.

The scientific course at the State college, including that in agriculture, requires the same preparation as the classical, except in Latin and Greek. It covers only 3 years, and numbered in 1878, according to the catalogue, 8 students. Two others, resident graduates, were pursuing studies in chemistry, for which the chemical department of the college, which is, by legislative enactment, the State laboratory, offers facilities.

#### PROFESSIONAL.

As stated in previous reports of the Commissioner, no professional schools exist in Delaware, the only facilities for study in theology, law, and medicine being those afforded in the homes of clergymen and the offices of lawyers, physicians, and dentists.

### SPECIAL INSTRUCTION.

#### TRAINING OF THE DEAF AND DUMB, THE BLIND, AND THE FEEBLE-MINDED.

As in previous years, Delaware avails herself of the schools of her northern neighboring State for the education of this class of pupils, having 7 deaf-mute pupils in 1878 at the Pennsylvania Institution for the Deaf and Dumb, Philadelphia, and 1 in the National Deaf-Mute College, Washington, D. C.; 2 blind at the Pennsylvania Institution for the Instruction of the Blind, in the same city, and 2 feeble-minded at the Pennsylvania Training School for Feeble-Minded Children, Media, a few miles from Philadelphia.

#### CHIEF STATE SCHOOL OFFICER.

Hon. JAMES H. GROVES, *State superintendent of free schools, Smyrna.*

[The term of this officer is for one year only; but Mr. Groves has been annually reappointed by the governor since 1875.]

## FLORIDA.

## STATISTICAL SUMMARY.

	1876-77.	1877-78.	Increase.	Decrease.
<b>POPULATION AND ATTENDANCE.</b>				
Youth of school age (4-21) .....	a72,965	a72,965	.....	.....
Enrolled in public schools.....	31,133	36,961	5,828	.....
Average daily attendance.....	21,782	23,933	2,151	.....
<b>SCHOOL DISTRICTS AND SCHOOLS.</b>				
Number of school districts .....	639	639	.....	.....
Number of public schools .....	887	992	105	.....
Number of school-houses .....	.....	634	.....	.....
Average time of school in days .....	c79.6	d105.8	26.2	.....
Value of school property .....	.....	\$116,934	.....	.....
<b>TEACHERS AND THEIR PAY.</b>				
Male teachers in public schools.....	511	635	124	.....
Female teachers in public schools .....	317	335	18	.....
Whole number employed.....	828	970	142	.....
Average monthly pay.....	About \$40	About \$40	.....	.....
<b>INCOME AND EXPENDITURE.</b>				
Whole receipts for public schools.....	\$171,742	\$183,311	\$11,569	.....
Whole expenditure for them .....	139,340	134,880	.....	\$4,460
<b>STATE SCHOOL FUND.</b>				
Amount of available school fund .....	\$229,900	\$243,500	\$13,600	.....

a Enumeration of 1876.

b Each county in Florida forms a school district.

c One county not reporting.

d Four counties not reporting.

(Report of Hon. W. P. Haisley, State superintendent of public instruction, for the school years 1876-77 and 1877-78.)

## STATE SCHOOL SYSTEM.

## OFFICERS.

For the State, there is a State superintendent of public instruction, appointed by the governor with the consent of the senate; there is also a State board of education to manage the school lands and school funds, to decide questions and appeals referred to it by the superintendent, and to keep in view and prepare for the establishment of a State university.

For counties, each of which is a school district, there are county boards of public instruction appointed by the State board, and composed of not more than 5 members. A county superintendent, appointed by the governor, acts in each case as the secretary and agent of the board.

For single schools the county board appoints usually one trustee; for groups of schools, on the recommendation of the patrons, from 2 to 5.

## OTHER FEATURES OF THE SYSTEM.

The public schools are sustained from the proceeds of a small State school fund, by a special State school tax of one mill on the dollar, and by a county tax, which must reach at least half the amount apportioned to the county from the State school fund—all supplemented by private contributions, and usually by an allowance from the Peabody fund. To obtain a share of the State fund, however, the schools must be kept open



at least three months and must be free to all resident youth between 6 and 21 years of age, though the fund is distributed on the basis of the number between 4 and 21.<sup>1</sup> The census of children of these ages is required to be taken by the county assessor in each county at the time of assessing the taxes of the county. Failure to take it involves a forfeiture of \$50, and then the county superintendent must perform the duty. All public school teachers must be licensed by either State or county school authorities, must teach morals and manners as well as the prescribed school studies, and may open school with reading of the Bible and short unsectarian devotional exercises, provided that no pupil be required to engage in these against his conscience or in opposition to the wish of parents or guardians. The school day is of 6 hours; the school month, of 22 days; the school term, of three school months; the school year, of three terms.

The school fund of the State, now very small, may yet, with good management, be much augmented from the proceeds of 566,656 acres of school lands still remaining.

#### GENERAL CONDITION.

Among the evidences of progress in the public schools during the year 1877-78 are the enrolment of a larger percentage of the school population; a greater average daily attendance; a considerable increase in the number of schools sustained; a much longer average school term; the employment of better qualified teachers, and the adoption of county uniformity in text books. The financial condition of many of the counties has also been greatly improved, their debts liquidated, and school scrip thus placed at par. The fact that so small an amount is reported under the head of school property is explained by the statement that a majority of the buildings used for school purposes are furnished and owned by individuals or neighborhoods. In most of the counties the patrons of the schools furnish the school-houses and board the teachers, and this must necessarily be done until the school revenues shall be larger than at present. The public schools have been progressive, Superintendent Haisley says, in almost every particular; they have grown in public favor and the scope of their usefulness has been extended. Schools for colored people have been sustained in proportion to their population, and these people express themselves satisfied that justice has been accorded them.—(State report.)

#### AID FROM THE PEABODY FUND.

Assistance was given by the Peabody fund in 1877-78 to 8 public graded schools, in sums ranging from \$300 to \$500 each and aggregating \$3,200; the fund also paid for two scholarships in Nashville Normal University of \$200 each, making a total of \$3,600 allowed the State from the fund. In addition to this, the sum of \$300 was promised to another high school, which, however, failed to comply with the requirements, and the amount was forfeited.—(State report.)

#### CITY SCHOOL SYSTEM.

##### JACKSONVILLE.

In this city there is no city superintendent and no separate city school system, all the schools in the county being under the supervision of the county superintendent and the board of public instruction. The number of days school was taught is given in a return as 124. The legal school age is from 6 to 21 years, but there was no report as to school population. There were 3 school buildings, 2 for the primary and grammar classes and 1 for the high school, and 740 sittings for study, 300 of these belonging to the primary department. Number of teachers 18, only 2 of them men. There were 778 scholars enrolled, with an average daily attendance of 565. Estimated value of school property, \$28,000. Total expenditures for the year, \$7,252.—(Return and letter from superintendent.)

#### TRAINING OF TEACHERS.

##### NO NORMAL SCHOOLS.

The State not having provided normal schools to prepare teachers for their work, the dependence for trained teachers has to be either on importations from other States or on the East and West Florida Seminaries and the high schools. The seminaries and high schools, however, do not adequately provide special training in methods of instruction and discipline. It is therefore to be hoped that before long the normal department of the projected State university may be established.

##### TEACHERS' INSTITUTES.

Superintendent Haisley did not, in 1878, find time to attend to these means of improving the efficiency and correcting the defects of teachers already in the ranks of the profession; but he purposed to look after this matter in 1879 and 1880, engaging

<sup>1</sup> The apportionment on this basis for 1877-78 gave for each youth from 4 to 21 years old 19 cents and 5 mills, less than \$1 for each child in actual daily attendance on the public schools.

the county superintendents in the work and giving it also his personal attention.—(Report.)

## SECONDARY INSTRUCTION.

### PUBLIC HIGH SCHOOLS.

The State superintendent reports 15 public high schools in 1878, 3 more than in 1876. All these schools are graded and offer instruction in the studies usually taught in high schools, though some of them have never had pupils advanced beyond the common branches, while others, it is stated, will compare favorably with high schools in the older States. The number of pupils attending these 15 schools is not given; but there were 3,165 pursuing history and higher branches in the public schools in 1877-78, against 1,833 who studied those branches the previous year.—(State report.)

### OTHER SECONDARY SCHOOLS.

Two schools, the East Florida Seminary, at Gainesville, and the West Florida Seminary, at Tallahassee, occupy a somewhat peculiar position, combining the features of elementary and secondary, of public and of private schools. Their course begins with the elements, but it is meant to embrace also the usual academic studies. Through an income derived from lands donated by the Government, they are able to give tuition free, but, under their own special boards of trustees, they have ordinarily had little connection with the State school system and have seemed almost independent academies. This somewhat anomalous position will probably be changed ere long to one of greater responsibility to the State, and possibly to one of service as State normal schools.

For statistics of any business colleges or private academic schools reporting for 1878, see tables IV and VI of the appendix following, and the summaries of them in the report of the Commissioner preceding.

## SUPERIOR INSTRUCTION.

### STATE UNIVERSITY.

The State university, for which the constitution of 1868 requires the legislature to provide and the establishment of which the State board of education is directed by law to keep in view, is not yet provided for, nor do any steps towards its establishment appear to have been taken. It will, however, doubtless come as soon as there shall be a real need for it.

## SCIENTIFIC AND PROFESSIONAL INSTRUCTION.

### SCIENTIFIC.

The Florida Agricultural College seemed in 1873 to be finally settled in Alachua County and to have a fair prospect of soon beginning active operations. In 1874 difficulties were experienced as to the realization of its endowment, it having been invested in State bonds the constitutionality of which was called in question. In 1875 its trustees determined to locate it at Eau Gallie, a point far down the coast, between Indian River and the ocean, where lands were offered it, and where, in 1876, some buildings were erected for its use. On March 7, 1877, an act of the legislature provided for a new board of trustees, with the State superintendent of public instruction as its chairman, and authorized this board to remove the college from its remote situation at Eau Gallie to any point that might seem to be for the best interests of the State. At a meeting of the trustees, held at Eau Gallie, November 15, 1878, it was resolved that the institution should be removed, and steps were taken towards effecting a removal to some central position, where, other considerations being equal, the largest available subscription for a building fund and lands for the use of the college could be secured. This action, detailed in an appendix to the State report for 1877 and 1878, is the latest of which there are any official advices.

### PROFESSIONAL.

No schools for professional instruction at present exist in the State, but the university of the future is to have among its objects the instruction of youth in "the professions of teaching, medicine, and the law."

## SPECIAL INSTRUCTION.

### THE TRAINING OF DEAF-MUTES, THE BLIND, ETC.

Possessing no institutions of her own for instructing this class of unfortunates, Florida has to avail herself of the advantages afforded in other States for such of them as are brought under training.

CHIEF STATE SCHOOL OFFICERS.

Hon. W. P. HALSEY, *State superintendent of public instruction, Tallahassee.*

STATE BOARD OF EDUCATION.

Name and official position.	Post office.
Hon. W. P. Halsey, State superintendent of public instruction.....	Tallahassee.
Hon. W. D. Bloxham, secretary of state .....	Do.
Hon. George P. Raney, attorney general.....	Do.

## GEORGIA.

## STATISTICAL SUMMARY.

	1877.	1878.	Increase.	Decrease.
<b>POPULATION AND ATTENDANCE.</b>				
White youth of school age (6-18) .....	a218, 733	236, 319	17, 586	.....
Colored youth of school age (6-18) .....	a175, 304	197, 125	21, 821	.....
Whole number of school age .....	a394, 037	433, 444	39, 407	.....
Whites in public schools .....	128, 296	137, 217	8, 921	.....
Colored in public schools .....	62, 330	72, 655	10, 325	.....
Total public school enrolment .....	190, 626	209, 872	19, 246	.....
Average daily attendance .....	119, 160	130, 605	11, 445	.....
Youth in elementary private schools .....	b23, 302	b26, 089	2, 787	.....
Youth in academic private schools .....	b4, 621	b5, 223	602	.....
Youth in collegiate private schools .....	b2, 133	b2, 810	677	.....
<b>SCHOOLS.</b>				
Public schools for white pupils .....	3, 602	3, 837	235	.....
Public schools for colored pupils .....	1, 134	1, 436	302	.....
Not distinguished as to race .....	128	88	.....	40
Whole number of public schools .....	4, 864	5, 361	497	.....
Number reported as graded .....	61	62	1	.....
Number reported as high schools .....	12	11	.....	1
Private elementary schools .....	822	824	2	.....
Private academic schools .....	86	85	.....	1
Private or church collegiate schools .....	18	27	9	.....
<b>TEACHERS.</b>				
Male teachers in public schools .....	3, 267	3, 654	387	.....
Female teachers in public schools .....	1, 633	1, 826	193	.....
Whole number employed .....	4, 900	5, 480	580	.....
Teachers in private elementary schools .....	861	889	28	.....
Teachers in private academic schools .....	150	148	.....	2
Teachers in private collegiate schools .....	126	161	35	.....
<b>INCOME FOR PUBLIC SCHOOLS.</b>				
Receipts for public schools .....	\$400, 153	\$411, 453	\$11, 300	.....

a This is the enumeration of 1874, the school census being taken only every fourth year; so that 39,407 represents the increase in 4 years, or an average of 9,852 a year. This would give a total of 423,593 children of school age for 1877 instead of 394,037.

b The colored pupils in elementary private schools in 1877 were 4,599; in collegiate, 214. In 1878 the numbers were: In elementary, 4,332; in collegiate, 244; in academic, none.

(Biennial report of Hon. Gustavus J. Orr, State school commissioner, for the two years indicated.)

## STATE SCHOOL SYSTEM.

## OFFICERS.

For the State at large there continue to be a State school commissioner and a State board of education. The commissioner is appointed by the governor, with the consent of the senate—formerly for 4 years, now for 2—to administer the school laws, supervise the public school interests of the State, and make biennial report of them. The board, including the commissioner, with the chief State officers, serves as a council of advice to him and as a court to hear appeals from his decisions.

For each county, except 4 that are under special laws, there is a county board of

education of 5 members, chosen by the grand jury of the county for terms of 4 years, which board chooses from its own number or from the citizens of the county a secretary, who becomes ex officio county commissioner of education, for a 4 years' term, with the usual duties of a county superintendent of schools. The county is here the only recognized school district.

For the subdistricts into which counties have been divided, the county boards, under a law of 1877, appoint in each case 3 trustees, with the usual duties of such officers, the term of office to be 3 years and one member liable to change each year.

**OTHER FEATURES OF THE SYSTEM.**

The permanent State school fund, which in most States aids in supporting the schools, is wanting here. The State does, however, appropriate to its public schools the income it receives from the half rental of two railroads and from the tax on shows and exhibitions. The dependence for school support, therefore, has to be mainly on taxation, the proceeds of which the counties retain and distribute themselves. What are called ambulatory schools, containing not less than 15 pupils, may be established, at the discretion of a county board, in neighborhoods not held able to sustain a 3 months' school, removing to other neighborhoods when the school fund is exhausted. Graded schools from primary to high, self sustaining manual labor schools, and evening schools for youth over 12 years old who cannot attend day schools are also authorized.<sup>1</sup> But in all cases separate schools for white and colored children must be provided, the attendance of the two races in the same schools being prohibited by law. With this exception, there is free admission into public schools for any children of school age residing in the subdistricts in which such schools are situated.

Teachers for these schools must be examined by the county school commissioner and licensed on his recommendation by the county board by which they are to be employed. In order to receive their pay after they have taught, they must make full report of their schools, at the end of each term, in legal form, to the county commissioner. The principals of private schools, elementary, academic, and collegiate, are also to make such reports, though in their case there is no penalty for failure, except where they teach public pupils.<sup>2</sup>

Text books and books of reference for the public schools are chosen by each county board for the county, with only the provisions that the Bible shall not be excluded and that sectarian or sectional books shall not be introduced.

**GENERAL CONDITION.**

The report of State School Commissioner Orr for 1877 and 1878 presents statistics which distinctly indicate that the growth of the public school system exceeds that of the State in other respects. The average annual increase of school population from 1874 to 1878, as shown by the census in the latter year, was 9,852. But the increase of enrolment in the public schools was 11,221 in 1877, and 19,246 in 1878; the increase in average attendance is given as 21,164 in 1877, and only 11,445 in 1878, although the enrolment as above stated was reported 19,246 greater. The elementary private schools, too, which are often continuations of the public schools on a pay basis, report an increase in 1878 of 2 in number and of 2,787 in attendance; while the number of illiterates between 10 and 18 years of age is found to be 4,229 less among the whites and 16,385 less among the colored people than in 1874, although the children of school age increased by 39,407 during the four years in which youthful illiteracy was thus diminished. An increase of 235 in the number of public schools for whites and of 302 in those for colored gives reason to hope that the educational advance thus indicated will continue.

It is only just to say, moreover, that the educational results obtained thus far have been reached through a very small proportionate expenditure, the State income for school purposes, even with the addition of local taxation and subscriptions, hardly reaching \$1 for every child of school age. In view of this, Mr. Orr remarks: "While the work we are doing is wholly inadequate, I have never known, in all my school reading, \* \* \* results so great achieved by the use of means so limited." The Peabody fund assisted in obtaining these results by allowances in aid of public education amounting to \$8,000 for 1876-77 and to \$6,000 for 1877-78.

**KINDERGÄRTEN.**

For schools of this class reporting for 1878, see Table V of the appendix following, and a summary of it in the report of the Commissioner preceding.

<sup>1</sup> These are the provisions of the school law; but the new constitution of 1877 limits instruction in the State schools to "the elementary branches of an English education only;" and though this clause of the constitution has thus far been liberally interpreted, it may at any time be made to override the law.

<sup>2</sup> Permission to teach public pupils in private schools is another feature of the new constitution.

## CITY SCHOOL SYSTEMS.

## OFFICERS.

Atlanta has a board of education of 12 members, one-third changed every two years, the mayor a member ex officio; Columbus, a board of trustees of 11 members, subject to periodical change by the city council. The other cities named combine both city and county systems, the boards containing members both from the city wards and from country and village districts. That for Bibb County, including Macon, has 12 regular members appointed for life, with 3 ex officio elective members. In all cases there are superintendents as executive officers of boards.

## STATISTICS. a

Cities.	Estimated present population.	Youth of school age.	Enrollment.	Average attendance.	Private school attendance.	Attendance of colored pupils.	Teachers in public schools.	Expenditure.
Atlanta.....	40,000	10,360	3,598	2,488	600	1,188	54	\$36,313
Augusta.....	27,000	5,628	2,019	1,207	500	619	35	30,050
Columbus.....	10,000	2,863	1,204	888	300	595	21	11,149
Macon.....	15,000	4,500	1,465	917	300	497	28	10,300
Savannah.....	30,000	10,917	4,019	3,085	500	.....	76	57,063

a For the sake of uniformity the statistics here given are from written returns; other particulars are largely from printed reports.

## ADDITIONAL PARTICULARS.

Atlanta had 8 public school buildings in 1878, with 54 rooms and 2,650 sittings, not enough for the enrolment, which in some months reached 2,800. The value of buildings, furniture, and apparatus is put at \$95,000. The schools are designated as grammar and high schools, the former comprising 8 grades, corresponding to the first 8 years of school life; the latter, 4 grades of 1 year each for girls and 3 for boys. Promotions from grade to grade are made regularly in September of each year, but occasional promotions for especially rapid progress may be made oftener at the discretion of the superintendent. The school year is divided into 3 terms. There is a public examination of all the schools at the close of the last term of each year, with a written examination running through 2 weeks at the close of the second term; these are both under the direction of the superintendent and the committee on examination and course of study.—(Report for 1878.)

In Augusta, where a tuition fee of \$15 a year has been charged for high school instruction, only those below the high are termed common schools. The common schools use 13 buildings; high schools, 2. The grading of the schools, begun in 1877, is reported to have been satisfactorily completed in 1878. Primary and high school grades comprise 3 classes each; intermediate and grammar grades, 2 each. As the studies of a class cover a school year, the course thus settled will require 10 years. The work of each week is now reviewed on Friday, and that of each term in an examination, written or oral, or both, at the close of the term; the final examination of the year, however, must be at least partly in writing for the high school and the last grade of the grammar school. Through special attention to penmanship, very satisfactory results are said to have been secured. The general work done in the colored schools is reported to be greatly improved since the grading of them, and a petition, signed by a number of colored parents, has been presented, asking for a high school for colored pupils. As the law explicitly provides that equal educational advantages shall be enjoyed by both races, the superintendent says there needs must be a compliance with the petition, the whites having 2 high schools. Two others, one in the city, the other at the village of Summerville, have passed out of the control of the board of education into private hands. Still, no loss of advantages will result from this, as the course will remain about the same and the rate of tuition be no higher than was charged by the board.—(Report of the board of education for Richmond County and city of Augusta for 1878.)

In Columbus the public schools use 6 separate school buildings, but not specially for any grade. Eleven rooms are devoted to primary studies and recitations, 7 to grammar classes, 1 to a high school department, and 1 to a city normal school, of which the

city superintendent is the teacher. A special instructor in music is employed, receiving as compensation what the department charges, viz, \$2 a month for each scholar in instrumental music.—(Return of Superintendent George M. Dewa.)

At *Macon* the public schools have only the two designations, grammar and high, the former including 7 grades, the latter 2. There are 2 full grade grammar schools, 1 high school, and 5 of partial grades. The buildings for the 2 full grade grammar schools are owned by the city, the others are rented; that for the high school was erected for its accommodation by the "Macon free school" trustees, in 1877, and was first occupied in September of that year. The sexes are taught together in all the grades. About three-fourths of all the children attending school in the city are in the public schools. The superintendent says that the meagre salaries paid make it impossible to secure experienced male teachers, and this and the short term, made necessary by a small school fund, begin to tell on the efficiency of the schools. The average daily attendance, however, was greater by nearly a hundred than during any previous year, reaching, in some cases, 98 per cent. of the number enrolled. Thoroughness, moreover, is cultivated by the inculcation of the maxim that "Nothing is thoroughly learned until it can be correctly expressed in writing;" and the superintendent says: "This test is applied as well to the little six-year-olds, in their printing exercises, as to the examinations of the Greek class in the closing work of the course."—(Return and report of Superintendent B. M. Zettler for 1877-78.)

*Savannah* reports 7 school buildings, with 59 rooms for study and recitation both, and 1 for recitation only. The schools are primary, grammar, and high. The value of all school property is set at \$57,500. These statistics, as well as those in the table above, include all the schools of Chatham County, as well as those of the city proper.—(Return for 1878.)

### TRAINING OF TEACHERS.

#### NORMAL SCHOOLS AND NORMAL CLASSES.

The State in 1878, as previously, remained without any special normal school of its own, depending on its colleges, high schools, academies, city normal classes, and other like means, to supply vacancies occurring in its teaching corps. Through a generous allowance of \$2,000 from the Peabody fund, however, 4 young men and 6 young women from Georgia were sustained for the year at the normal college of the State of Tennessee, at Nashville, one of the young ladies receiving at the close the first medal for efficiency. These are all to be teachers in the schools of Georgia. The University of Georgia also offered free tuition to 50 young men of good character and capacity and of limited means, on condition that they should teach in the State schools as long a time as they should study at the university. Then, too, in the North Georgia Agricultural College, at Dahlonega, a normal department was organized, under a special act of 1877, and 53 teachers were commissioned and sent out in that year; all but 2 of these had charge of schools.

In the cities mentioned normal classes were maintained, as in preceding years, for the improvement of teachers already employed and the preparation of new recruits.

In Atlanta University teachers for the colored schools were trained in a normal course which covers the elementary grades of study and requires no preceding examination, as well as in a higher normal course, which has to be prepared for by study of the common school branches and then requires 4 years for its completion. Students for 1877-78 in the former, 104; in the latter, 72.

#### TEACHERS' INSTITUTES.

The school law, as published up to the date of this report, makes no provision for holding institutes to improve teachers in their knowledge either of subjects to be taught or of the methods of teaching and of school management.

#### TEACHERS' DEPARTMENT OF EDUCATIONAL JOURNAL.

No educational paper is published in the State; but during 1878 a part of the editorial work of the *Eclectic Teacher*, of Kentucky, was performed by Superintendent Mallon, of Atlanta, with a view to the needs of the teachers of Georgia.

### SECONDARY INSTRUCTION.

#### PUBLIC HIGH SCHOOLS.

Explicit authority having been given county boards in the law of 1872 to establish graded schools from the primary to the high school, wherever the public wants should demand it, the embarrassments as to high school instruction often experienced in other States have consequently hardly been felt here hitherto. But high school studies, as before mentioned, are now threatened by a clause in the new constitution, which provides for education in the elementary branches only. And although, as was said,

this seems thus far to have received a liberal interpretation, it may at any time be so enforced as to strike down high schools, except in the specially chartered counties and cities. These made return of 11 high schools for 1878, but this was evidently not the full number of such schools in the State, for in one county, which reports only a single high school, 7 other schools are reported as affording more or less instruction in the higher branches. No statistics of the high schools of Savannah are obtainable for 1878. In those of Bibb and Richmond Counties and in the cities of Atlanta and Columbus there were 619 enrolled pupils, with an average attendance of 469, under 17 teachers.

#### OTHER SECONDARY SCHOOLS.

The State report for 1878 presents the statistics of 85 reporting private high schools thus: Teachers, 148; pupils (male, 3,042; female, 2,181), 5,223; average number of months taught, 8.09; average monthly cost of tuition for each pupil, \$2.51.

For statistics of instruction in commercial schools, academies, special preparatory schools, and preparatory departments of colleges, reporting to this Bureau for 1878, see Tables IV, VI, VII, and IX of the appendix following, and the summaries of them in the report of the Commissioner preceding.

### SUPERIOR INSTRUCTION.

#### COLLEGES FOR YOUNG MEN OR FOR BOTH SEXES.

The *University of Georgia*, at Athens, presents in its academic department<sup>1</sup> a classical, a scientific, and a literary course, each of 4 years. During the first 2 years the courses are nearly the same, the main difference being the substitution of French and German for Latin and Greek by those preparing for the scientific or literary course. After that, there is a greater prominence of studies in natural science, mechanics, mining, and metallurgy in the scientific course, and of modern literature, French, and German in the literary course. The university underwent considerable change in 1878: the trustees dispensed with the separate chancellorship and its incumbent, and gave the duties of the office to the professor of the school of metaphysics and ethics; consolidated the school of English literature with that of belles lettres, and dispensed with the professor of the former; and attached the duties of the professorship of natural history and geology to other professorships, and abolished the chair. An increase of interest seems to have resulted, the number of students in all the departments rising from 470 in 1877-'78 to 549 in the autumnal term of 1878-'79.—(Catalogues and Wesleyan Christian Advocate of August 17, 1878.)

The other institutions for superior instruction of young men are *Atlanta University*, Atlanta (non-sectarian), mainly, if not wholly, for the colored race; *Emory College*, Oxford (Methodist Episcopal South); *Gainesville College*, Gainesville (non-sectarian); *Mercer University* (Baptist) and *Pio Nono College* (Roman Catholic), Macon. All these have preparatory departments of 2 to 3 years, except Mercer University; classical courses of 4 years, and scientific courses of 2, 3, or 4. The last is the time at Atlanta University. Pio Nono rates its classical course at 6 years and its scientific at 4; but, to do so, it takes in 2 years of what would ordinarily be held to be preparatory studies, indicating this by giving the explanatory heading "Freshman" to the highest of its three grammar classes.

*Atlanta University*, having to deal with a race that has enjoyed few advantages, begins with a normal course of three grades consisting of the grammar grade studies of the common schools, passes up to a higher normal course, which advances its students two more years, and thus does a very useful work in preparing teachers for the different grades of colored schools. For such as desire a higher training still there is a scientific preparatory course of two years as well as a college preparatory of three years, leading to the 4 years' collegiate course.

*Gainesville College*, still in its infancy, begins also at a low point in its preparation, starting with primary common school studies, passing up through grammar and high school grades, and ending with a college curriculum that embraces thus far comparatively little Latin and makes Greek optional and modern languages "extra." It has also made a break in the ordinary southern rule by determining to admit young women to its classes on equal terms with young men from the beginning.

The others all have substantially the current collegiate curriculum, with apparently fair advantages for the prosecution of it.—(Catalogues for 1877-'78 and 1878-'79.)

#### INSTITUTIONS FOR THE SUPERIOR INSTRUCTION OF YOUNG WOMEN.

For the names, locations, and statistics of schools of this class, see Table VIII of the appendix following; for a summary of their statistics, a corresponding table in the report of the Commissioner preceding.

<sup>1</sup>The departments here are 5, the academic, State college, and law, at Athens; the North Georgia agricultural, at Dahlonega; and the medical, at Augusta.



## SCIENTIFIC AND PROFESSIONAL INSTRUCTION.

## SCIENTIFIC.

The University of Georgia, Athens, besides the scientific division of its academical course, presents further advantages for scientific study in the agricultural, engineering, and chemistry courses of four years each in its State College of Agriculture and the Mechanic Arts at Athens, with some of the same advantages, but to a lower extent, in the branch called the North Georgia Agricultural College at Dahlonega. For the former a very respectable curriculum of scientific study is outlined, to be pursued under the direction of 8 professors, including the president; for the latter, one less fully detailed, but evidently of rather lower grade, to be prosecuted under the same number of professors and instructors, of whom one is lady "principal of girls' primary and preparatory departments."

The other colleges, except Gainesville, as has been mentioned, all have scientific courses, but usually of shorter duration than the classical courses in the same.

For statistics of the State college and its branch at Dahlonega, see Table X in the appendix, and the summary in a corresponding table of the report of the Commissioner preceding. For the number of students in scientific courses of the other colleges, see Table IX.

## PROFESSIONAL.

*Theology* is taught still to some extent, as in former years, in a non-sectarian way, at Atlanta University, where in the catalogue for 1877-78 appears a theological class of 4 members, who seem to have graduated, and under Baptist influences, at Mercer University, Macon, where the names of 13 "ministerial students" are printed in the catalogue for the same year. In neither, however, is there any intimation of a special and defined course of study for the ministry. At Emory College (Methodist), Hebrew is taught during the junior and senior years, to aid students in preparing for ministerial work. The Augusta Institute, Augusta, a school for colored students under Baptist care, had, in 1878, out of its corps of 106 students under 3 instructors, 67 who were preparing to be preachers.—(Baptist Year Book, 1879.)

*Law* schools, with courses of 1 year each, are noted in the catalogues of the University of Georgia, at Athens, and Mercer University, Macon, for 1878. In the former, the studies cover 10 months; in the latter, 39 weeks. At Athens there were 4 instructors with 6 students in the autumnal term of 1878; at Mercer, 3 professors and 6 students in the spring of the same year. Neither school appears to require any special preparation for admission, though there is some preliminary examination at the latter.—(Catalogues.)

*Medical* instruction continues to be furnished by the Medical College of Georgia, at Augusta, which constitutes the medical department of the University of Georgia, and which had 8 professors, 12 assistant instructors, and 77 students at the opening of its winter term in 1878; by the Atlanta Medical College, Atlanta, where there were 8 professors and a demonstrator, number of students not given; and by the Savannah Medical College, which was suspended during 1876-77 and 1877-78, but resumed its exercises in the autumn of 1878, with improved accommodations for its work, which was in the hands of 8 professors and a demonstrator. All these are of the "regular" type, and all in 1878 had the old course of 3 years, 1 for private study under a physician and 2 for attendance on medical lecture courses. The Atlanta school, however, had in that year an optional graded course of 3 years, according to which a student might be examined at the end of the second lecture course on anatomy, physiology, chemistry, and materia medica, and receive, if successful, a certificate of having passed in these. He would thus be left at leisure to pursue during a third term the study of practice, surgery, obstetrics, and diseases of the eye and ear, his examination to be only on these branches at the close.—(University register and annual announcements for 1878-79.)

## SPECIAL INSTRUCTION.

## EDUCATION OF THE DEAF AND DUMB.

The twentieth report of the trustees of the Georgia Institution for the Education of the Deaf and Dumb, Cave Spring, covers the period from March 1, 1877, to July 1, 1878. It states that they found, on entering upon office at the former date, a forlorn condition of affairs. This they have been able to remedy, improving the premises in value and appearance and adding a substantial two story building. The attendance, in consequence of these improvements, sprang from 49 to 73, and thus a new necessity arose for enlarged accommodations and increased support, without any available funds to meet it. Through the good management of a new principal, the trouble from this source was tidied over, and the small appropriation meant for 49 was made to meet the needs of 73. But in view of the increasing number to be cared for and the necessity of providing further room, more ample teaching force, and fuller supplies of food, in-

creased appropriations are pleaded for from the legislature. There were at the date of the report 4 teachers, besides the principal and matron; but the master of printing was dispensed with and the press sold, leaving shoemaking the only mechanical industry in which instruction was given. The building, which was purchased in 1876 to serve as a school for colored deaf-mutes, was found to need repairs considerably beyond what the \$1,000 appropriated for the purpose would secure. Should the money be obtained and due appropriation made for annual support, the trustees say that there will be an attendance of 30 to 40 colored mutes.

#### EDUCATION OF THE BLIND.

The twenty-seventh annual report of the trustees of the Georgia Academy for the Blind, at Macon, shows 3 principal teachers, 3 assistants, and 1 master of workshop; with an attendance of 64 pupils in the 9 months covered by the statement, *i. e.*, from January 1 to September 30, 1878. The training is in the ordinary literary branches, with music; such boys as are fit for mechanical employments being also taught the elements of trades and the girls practised in beadwork, crocheting, and necessary household work. Among those taught in the workshop were 2 blind colored youths, who were boarded at their homes.

#### EDUCATIONAL CONVENTION.

##### GEORGIA STATE TEACHERS' ASSOCIATION.

The meeting for 1878 was held at Barnesville, July 31 to August 2. Comparatively few teachers were in attendance, but those who came are said to have had "a genuine symposium" in the addresses delivered, in the papers read, and in the discussion of important topics in debates. As far as can be judged from a brief report, the chief points of interest seem to have been in addresses from Dr. William T. Harris, of St. Louis, on "The philosophy of education;" from President A. J. Battle, of Mercer University, Macon, on "Due culture of the imagination," and from State Commissioner G. J. Orr, on "The condition and needs of the public schools," in which last the raising of additional revenues for them from liquor sales and a dog tax was presented as a subject on which to memorialize the legislature. But useful and important papers appear also to have been read by G. M. Dews, of Columbus, on "Extremes and means" in school courses and arrangements; by L. C. Caldwell, of Rome, on "A scientific view of the necessity of education;" by John F. Bonnell, of Oxford, on "The use of apparatus;" by Miss Fanny Andrews, of Washington, on "How to teach botany;" by C. E. Lambdin, of Barnesville, on "School teaching versus school keeping;" and by W. H. Fleming, of Augusta, on "Education and labor;" while Superintendent B. Mallon, of Atlanta, introduced for discussion the often debated and still unsettled question, "Should prizes be offered as incentives to study?" the decision upon which the report does not announce.

#### OBITUARY RECORD.

##### EX-PRESIDENT O. L. SMITH, D. D.

The Eclectic Teacher for March, 1878, has the following: "Emory College, the Methodist Episcopal Church South, and the State have all sustained a grievous loss in the sudden death of Rev. O. L. Smith, D. D. He has long been known as an educator of eminent ability, and was successively professor and president of Wesleyan Female College and president of Emory College. The latter office he resigned in 1875, accepting the chair of Latin in the same institution. Here he labored with his characteristic vigor, cheerfulness, and fidelity, until his sudden and sad demise." No further particulars respecting his life are given.

#### CHIEF STATE SCHOOL OFFICER.

Hon. GUSTAVUS J. ORR, *State school commissioner, Atlanta.*

[Third term of office ends January, 1881.]

**ILLINOIS.**  
**STATISTICAL SUMMARY.**

	1876-77.	1877-78.	Increase.	Decrease.
<b>POPULATION AND ATTENDANCE.</b>				
Youth of school age (6-21).....	992,354	1,002,421	10,067	.....
Enrolled in public schools.....	694,489	706,733	12,244	.....
Average daily attendance.....	420,031	.....	.....	.....
Attendance in private schools.....	50,619	41,406	.....	9,213
<b>SCHOOL DISTRICTS AND SCHOOLS.</b>				
Whole number of school districts.....	11,581	11,714	133	.....
Number with 5 months of school or more.	11,285	11,438	153	.....
Number with less than 5 months.....	64	55	.....	9
Number that had no school.....	94	101	7	.....
Number not reporting.....	138	120	.....	18
Number that had libraries.....	886	899	13	.....
Public school-houses.....	11,748	11,874	131	.....
New ones built during the year.....	211	212	1	.....
Estimated value of all public school property.	\$14,074,996	\$16,105,870	\$2,030,874	.....
Whole number of free public schools..	11,859	12,324	465	.....
Number of these graded.....	973	810	.....	163
Number of high schools.....	103	128	25	.....
Average time of public schools in days.	152.46	154.22	1.76	.....
Private schools reported.....	548	582	34	.....
<b>TEACHERS AND THEIR PAY.</b>				
Male teachers in public schools.....	9,162	9,475	313	.....
Female teachers in the same.....	12,831	12,817	.....	14
Whole number reported.....	21,993	22,292	299	.....
Number from State normal schools....	554	574	20	.....
Graduates of State Normal University.	182	143	.....	39
Average monthly pay of men.....	\$46 17	\$54 07	\$7 90	.....
Average monthly pay of women.....	32 23	30 87	.....	\$1 36
Number of teachers in private schools.	1,317	1,017	.....	300
<b>INCOME AND EXPENDITURE.</b>				
Whole income for public schools.....	\$9,660,226	\$9,634,728	.....	\$25,498
Whole expenditure for them.....	7,702,525	7,528,109	.....	176,416
<b>STATE SCHOOL FUND.</b>				
Amount of permanent fund.....	.....	\$5,337,857	.....	.....

(From returns of Hon. S. M. Etter and Hon. James P. Slade, State superintendents of public instruction, as respects average monthly pay of teachers and amount of permanent State school fund. The other items are from Mr. Etter's published report for the years 1876-77 and 1877-78. The figures of the report for 1876-77 differ considerably at some points from those furnished in a return to this Bureau for 1877 and published in the Report of the Commissioner of Education for that year—a difference supposed to be attributable to later and fuller statistics received from county superintendents.)

## STATE SCHOOL SYSTEM.

## OFFICERS.

A State superintendent of public instruction is elected quadrennially by the people, to supervise all public school interests; a State board of education is such in name rather than in fact, as it only has the care of one of the two State normal universities, the Illinois Normal.

A county superintendent for each county is chosen, also quadrennially, to supervise the public schools and examine and license teachers for them.

The minor local officers are (1) a board of 3 trustees of schools for each township, to divide it into districts, care for school funds, and hold the title to school property, and (2) a board of 3 school directors for each district,<sup>1</sup> to establish schools, maintain them for at least 110 days in each year, and see to their well being. The term of office for each member of both boards is three years, one being changed each year. The township board elects from without its own number a resident citizen of the township as treasurer of all the township school funds. He also serves as clerk of the board. The district board has its own clerk from among its members.

Women, duly qualified, whether married or single, are eligible to any school office.

## OTHER FEATURES OF THE SYSTEM.

The public schools are open to all youths 6 to 21 years of age residing in the districts in which they are held. Color is no bar to admission. They are sustained from the proceeds of State,<sup>2</sup> county, and township school funds, and of district taxes, these last not to exceed 2 per cent. for educational and 3 per cent. for building purposes each year. They must be taught at least five months of twenty-two days each in ordinary districts and at least six months in those with 2,000 or more inhabitants. The teachers for them, in order to receive a license, must be found qualified to teach at least orthography, reading in English, penmanship, arithmetic, English grammar, modern geography, and the history of the United States. To receive their pay after having taught, they must be able to show certificates of qualification covering the whole period for which pay is sought; must have made out, certified, and presented to the school directors of the district a schedule in due form of the attendance on the school taught; and must have satisfactorily accounted for all books, apparatus, and other property in their charge. The school month recognized by law has been "22 days actually taught," and now is the same as the calendar month, excluding Saturdays, legal holidays, and specially appointed thanksgiving or fast days; but the last State report says that great inconvenience results from this departure from the ordinary 20 days, and recommends a change to this number as the even multiple of the 5 days of a school week.

Graduation of schools in populous districts is provided for. The establishment of township high schools is made optional with the inhabitants of the townships concerned. Permission is given to appropriate surplus school funds to the purchase of libraries and apparatus for the schools. The determination of the text books to be used is left with the boards of the school districts, no change, however, to be made oftener than once in 4 years.

## GENERAL CONDITION.

On this point there is little said in the State report, and we are left to gather our information from the statistics given. These show an advance in public school enrolment beyond the reported increase of the youth of school age which indicates a growing popularity of the State system of instruction; and if the reports of a considerably diminished attendance on private schools may be relied upon, which the superintendent doubts, it would seem that about three-fourths of the additional enrolment has been drawn from the private schools. There appear also 133 more organized school districts, 153 more with schools of reasonable length of term, a greater number making report of their statistics, a greater number with school district libraries, 131 more public school-houses, apparently at least 465 more free public schools (though here the numbers are somewhat confused), with 299 more teachers. With an increased proportion of male teachers, there was reported an advance in their average salaries amounting to \$7.90 a month. The only cutting down of pay is in the case of women teaching, who suffered an average reduction of \$1.36 a month. It is claimed that by this reduction, with a lessening of the cost of building and repairing school-houses and close economy in other things, there was a decrease of the total public school expenditure to the extent of \$176,416. The superintendent evidently thinks that the reduction of the pay of teachers has been in many instances and in large districts of the State injurious to the best interests of the schools.

<sup>1</sup> The exceptions to this are school districts with not less than 2,000 inhabitants, in which, instead of 3 directors, there must be elected a board of education of 6 members, with 3 additional members for every additional 10,000 inhabitants.

<sup>2</sup> Since 1873 the State allowance for its schools has been \$1,000,000 annually, and a former State tax of 3 mills on the dollar for school purposes has been discontinued.

## KINDERGÄRTEN.

For schools of this class reporting for 1878, see Table V of the appendix following, and a summary of it in the report of the Commissioner preceding.

## CITY SCHOOL SYSTEMS.

## OFFICERS.

The general law is that in all school districts having a population of not less than 2,000 inhabitants, and not governed by any special act, there shall be elected, instead of the 3 directors of ordinary districts, a board of education, to consist of 6 members, with 3 additional members for every additional 10,000 inhabitants. One-third of these members go out annually to give room for new elections. These boards have the entire superintendence and control of the schools, except so far as they may delegate their powers in this respect to superintendents, whom they are authorized to elect. Chicago has a board of 15 members (one-third subject to change every year), a superintendent and assistant superintendent of schools, and several minor officers.

## STATISTICS.

Cities. a	Estimated population.	Youth of school age.	Public school enrollment.	Average attendance.	Teachers.	Expenditures.
Belleisle .....	13, 000	4, 532	2, 166	1, 990	42	\$36, 314
Chicago .....	6496, 731	123, 115	655, 109	640, 086	6855	6711, 308
Danville .....	8, 150	2, 535	1, 879	1, 167	28	\$6, 746
Decatur .....	8, 000	3, 094	1, 983	1, 898	29	23, 347
Galesburg .....	14, 000	4, 354	2, 301	1, 630	34	20, 601
Jacksonville .....	12, 000	3, 698	1, 839	1, 827	34	48, 844
Peoria .....	38, 000	8, 047	4, 118	3, 038	73	54, 632
Quincy .....	32, 000	8, 513	3, 607	3, 427	56	47, 155
Rock Island .....	12, 000	5, 358	2, 100	1, 564	38	39, 268
Springfield .....	25, 000	.....	2, 776	2, 254	43	35, 449

a Several other cities of sufficient size to entitle them to a place in this table have failed to report.

b School census of 1878.

c Including evening schools.

## ADDITIONAL PARTICULARS.

From *Belleisle* there is no printed report for 1878. A return gives the estimated value of property used for school purposes as \$74,200; the number of sittings for study, 2,020. A private Kindergarten is reported by the city superintendent as furnishing a class of pupils to the public schools who "far surpass the others in every respect."

The report from *Chicago* gives an increase to the public schools of 1,580 pupils since 1877. There were 75 more teachers employed; but this has been made possible only through a reduction of 33 per cent. in salaries within the past three years. Of the 72 buildings used for school purposes, 53 were owned by the city. There were 2,220 more sittings than in 1877, this being only a small number out of the 10,000 reported in 1877 as needed to keep out of the streets many children who are growing up there in ignorance. The plan of having division high schools with a brief course and a central one with a full course was continued. The number of pupils attending the high schools was small compared with other grades, but this grade is demanded by the people and taxpayers, many of whom cannot afford the expenses of colleges, seminaries, &c., for their children. There has been an increase of membership in the last two years, the number enrolled in the central high school falling from 646 in 1877 to 390 in 1878, but rising in the division high schools from 902 in 1877 to 1,208 in 1878, a net gain of 50. A falling off was noticed in the attendance at drawing lessons, although the number still continued surprisingly large, while the progress in vocal music was greater than in the two previous years. The president reports that there was room for improvement in the system of teaching German. From the report of the committee on German it seems likely that matters will be bettered by employing a larger number of teachers trained in the city schools. There were 2,093 pupils in German in 1877 and 2,160 in 1878, an increase of 67. Evening schools were opened September 10, 1877, remaining in session fourteen weeks, five evenings each week. The evening high school, in which instruction was given in mechanical drawing, bookkeeping, and stenography, was in session fifteen weeks, five evenings a week, during the fall, and was reopened in January for ten weeks, two sessions a week, the

classes in stenography not being continued. The total enrolment in all the evening schools was 3,245 pupils; average attendance, 848. The deaf-mute day school in connection with the public schools reports the number of pupils under instruction during 1877-78 to have been 27, of whom 5 were females. They were taught reading, writing, arithmetic, geography, and drawing, and were under the charge of 3 instructors, one a semi-mute.—(Return and printed report.)

From *Danville* there was no return for the year 1878; the printed report mentions 26 schools, 14 primary, 11 grammar, and 1 high, in 5 school buildings. There were 8 primary grades. In the high school there were 2 courses, a general and classical, with four years in each course.

*Decatur* makes a brief report, indicating a diminution of \$24,000 in annual taxation for school purposes since 1873. There were 94 pupils neither absent nor tardy during the entire year.

*Galesburg* makes a return for 1878, giving the number of school buildings as 7, with 33 school rooms. The estimated value of school property was \$100,000.

*Jacksonville*.—The return for 1878 gives the number of school buildings as 7, instead of 8 as in 1877; number of school rooms, 34; of sittings, 1,610. The schools were of 7 grades below the high school, which had a course of 4 years. The valuation of property for school purposes was \$160,700.

*Peoria* sends no printed report. A return gives the number of school buildings as 16, an increase of 7 since the report of 1877. Number of sittings, 3,592; number of school rooms, 88. Of the 73 teachers employed, 65 were females. Estimated value of school property, \$186,800. The whole 200 school days were taught without any diminution because of holidays.

*Quincy* reports 253 more scholars in the public schools than in 1877, and 150 more sittings. The school property was estimated to be worth \$215,000, a decrease of \$2,000 since 1877. The cost for each pupil, based on average daily attendance, was less than in any previous year, being only \$15.63. It was found necessary to add new rooms to one of the school buildings to accommodate the increase of pupils and still another building will have to be enlarged. The number of pupils in German being less than in the previous year, it was determined to confine the instruction to grades above the fourth. Swinton's Language Lessons was satisfactorily introduced in the lower grades. A teachers' institute which met during the year enrolled 55 teachers. From the topics suggested at some of the meetings good practical results followed.

*Rock Island* sends no printed report. A return gives the same number of school buildings as last year and an increase of 150 sittings, making 2,150. Of these, 1,400 were for primary, 600 for grammar, and 150 for high schools. The superintendent estimates the enrolment in private and parochial schools at 500 during the year. The estimated value of school property was \$110,250, a decrease of \$2,350 since the last report.

*Springfield*, in its printed report for 1878, gives an increase of over 200 pupils, with 91 fewer cases of tardiness, a gain of 217 in the registered number, of 184.5 in average number belonging, and of 195.9 in the average number attending. The books in which permits for reentrance are recorded show within nine years a great advance in the important matter of attendance. Improvement in methods for securing good conduct without resorting to severe measures was marked. As in 1877, there were still 8 grades below the high school and a 4 years' course in that. The examinations for promotion were carefully conducted, and in the sixth, seventh, and eighth grades were made as thorough as possible, while the high school examinations show this to have been the most satisfactory year in the history of the school. During the year a new school was opened, with an average attendance for the year of 151 pupils. A series of lessons in drawing was given to the teachers at their institute meetings, and much interest was manifested.

## TRAINING OF TEACHERS.

### NORMAL SCHOOLS.

In the State report for 1877 and 1878, the purpose of the normal schools is said to be at once to create a demand for better teachers and to supply that demand. In the *State Normal University*, at Normal, thorough instruction is given in the elements of subjects required by law in the public schools. The principles of these subjects, as well as facts and phenomena, are taught. The higher branches, such as ancient and modern languages and the natural sciences, are also attended to. The students are trained to realize that teaching is a work worthy of the highest powers of body, mind, and heart. They are taught a knowledge of the human mind, its action and growth; the principles that underlie good methods of instruction, and the methods to which these principles lead; the economical management of schools, and the practical government of them. Acquaintance with these things is acquired under the guidance of experts. Teachers are thus fitted for their work "by attention to the matter to be taught, the nature of that which is to receive instruction, and the principles and

<sup>1</sup>According to a return, 2,945.

methods of good work in teaching and managing schools." The reports from different sections indicate that the work just outlined is what is needed for normal schools. Since the establishment of the university, in October, 1857, 4,374 students have entered the normal department and 321 have graduated, 302 of whom are known to have taught. The teaching is, however, not confined to graduates, as 930 students, since October, 1877, have occupied positions as teachers. The number of students in the fall term of 1878 was 425, of whom 242 were in the normal department. In accordance with an act of the legislature of 1877, the Illinois Museum of Natural History was changed into a State Laboratory of Natural History. The collections, which occupy a large room in the State house, embrace about nine thousand classified specimens, to which numerous additions are constantly being made. An important feature of the work of the new laboratory and museum consists in the encouragement given to the study of natural history throughout the State by supplying duplicate specimens to schools and colleges at greatly reduced rates.—(State report for 1877 and 1878.)

The *Southern Illinois Normal University*, Carbondale, reports for 1878 that in the four years since its establishment 1,061 students have been enrolled, 221 of whom are now in the school, and 22 only have fully completed the course of study and have received diplomas. Of those who took a partial course, 511 have done good work in the schools of the State, and have by their systematic teaching more than repaid all the expenses which the Commonwealth incurred in the founding of the university. Of the students enrolled, 468 have fulfilled all their obligations, 490 have received free tuition, and 468 have done better school work than if they had not received normal training. The number of normal students for 1877-78 was 211; of other students, 209.—(State report for 1877 and 1878 and return.)

*Cook County Normal School*, at Englewood, had 189 normal students in 1878, and 82 other students. There were 2 departments, a normal and a training school, the normal students being required to practise from five to twenty days in the training school, under the supervision of critic teachers. The course of instruction is of 3 years; high school graduates, however, can finish it in 2 years.—(Catalogue and circular for 1878 and return.)

*Peoria County Normal School*, Peoria, had 90 normal students and 3 resident instructors.—(Return for 1878.)

The *Northwestern German-English Normal School*, Galena, had 100 students for 1878, of whom 77 belonged to the normal department, 3 resident teachers, and 7 graduates, 6 of whom engaged in teaching.—(Return, 1878.)

The *Morris Normal and Scientific School*, organized in September, 1878, has 4 courses of study, a normal of 2 years, scientific, commercial, and college preparatory. There were 206 students, 50 of them normal.—(Prospectus and return.)

The *Evangelical Lutheran Teachers' Seminary*, Addison, reports for 1878-79 a normal and a preparatory course. In the normal department there were 2 classes, with 43 scholars; in the preparatory, 3 classes, with 79 pupils. Number of professors, 5; graduates, 19.—(Katalog, 1879.)

From the *Dover Normal School*, which had, in 1877, an attendance of 112 students, there is neither report nor return.

#### OTHER NORMAL TRAINING.

Besides the schools above mentioned, the following institutions in the State offer instruction to prepare for teaching: Ewing College, Ewing; Illinois Wesleyan University, Bloomington; Lake Forest University, Lake Forest; Monmouth College, Monmouth; Rock River University, Dixon; Shurtleff College, Upper Alton; Westfield College, Westfield; and Wheaton College, Wheaton.

#### TEACHERS' INSTITUTES.

Superintendent Etter, in his report for 1876-77 and 1877-78, says that institutes for the improvement of teachers were held in nearly every county of the State, and in many counties several times each year: 279 held in 1877 by county superintendents and 86 by other persons enrolled 8,010 attendants; 226 held in 1878 by county superintendents and 116 by other persons enrolled 7,491. In some counties almost all the teachers of the county were present during the entire session, and as this attendance of teachers is at great sacrifice of both time and money on the part of a class with whom both are scarce, the evidence of interest in their work and of desire to improve in it is thus shown very clearly. Besides the institutes, moreover, there appear in the report 675 other meetings of teachers for discussion of school topics in 1876-77 and 391 in 1877-78. The attendance on these, being generally voluntary, is not reported.

#### EDUCATIONAL JOURNALS.

The Educational Weekly of Chicago, loaded with local school news during 1878, still found room for many articles to improve and aid teachers in their work. The Practical Teacher, of the same city (monthly), labored usefully in the same field. Barnes' Educational Monthly, published simultaneously in Chicago and New York, also did much good work throughout the year.

## SECONDARY INSTRUCTION.

## PUBLIC HIGH SCHOOLS.

The State report makes note of 103 high schools in 1876-77 and of 128 in the following year, but it gives no statistics of the attendance on them. Belleville, Chicago, Danville, Decatur, Jacksonville, Quincy, and Springfield are the only cities that have furnished this Bureau any definite account of high school attendance for 1877-78. These show an aggregate of 2,302 pupils enrolled and of 1,842 in average attendance. Of this number, 1,287 were in daily attendance at the high schools of Chicago, out of 1,598 enrolled there. In that city, 3 division high schools have courses which cover 2 years and embrace English studies, with German and Latin optional, the last having been introduced as an optional study at the beginning of the last school year. These division high schools comprise the ninth and tenth grades of the city school system and two additional years in the central high school, the eleventh and twelfth grades. This central school has an independent 3 years' classical course, besides a 2 years' course for graduates of the division schools who wish to continue their studies for that additional length of time.

The Jacksonville report contains an able argument in favor of the high school. On the petition of 320 citizens, the question of continuing it as a part of the city system was submitted to a vote of the people. The result was decisive, only 223 ballots out of 1,973 being cast against its continuance.

## OTHER SECONDARY SCHOOLS.

For statistics of business colleges, private academic schools, and preparatory schools, see Tables IV, VI, and VII of the appendix following; for summaries of these, the report of the Commissioner preceding. For preparatory departments of colleges, see Tables IX and X.

## SUPERIOR INSTRUCTION.

## COLLEGES FOR YOUNG MEN OR FOR BOTH SEXES.

The Illinois Industrial University, at Urbana, combines the characteristics of a State university and a State agricultural and mechanical college. The university is composed of four associated colleges, each with a special faculty and each subdivided into schools, but all under one general government and with one common endowment. Three of its colleges, being scientific, ally it with the scientific schools of Table X, and give it a predominantly scientific character; but the fourth, the college of literature and science, with the requirements and course of the better class of such colleges, allies it also with the literary institutions devoted to the superior classical instruction of our youth. The faculty of this college consists of 19 professors and instructors besides the regent, who heads it in common with the other colleges. Its course is of 4 years for the degree of B. L. in the school of English and modern languages, which carries its students only into Livy in Latin, substitutes French and German for Greek, and pays special attention to English literature and Anglo-Saxon in the closing year. The course in the school of ancient languages for the degree of B. A. is also of 4 years, and corresponds with the customary collegiate classical course. A school of military science, one of commerce, and one of art and design, with a musical department, all additional to the schools of the four colleges, afford advantages for training either connected with or independent of that furnished in the colleges. Statistics of this university may be found in Table X of the appendix following. For those of the 26 other universities and colleges, with their names, post offices, and religious denomination, see Table IX of that appendix, and a summary of it in the report of the Commissioner preceding. All the 26 have preparatory courses of 1 to 3 years, and substantially classical collegiate courses of 4 years. As respects thoroughness, however, there are wide differences: one college undertakes to do all its collegiate work with only 2 professors, another with only 3, while most present an ample teaching force, not merely for their present corps of students, but for all that they can probably gather for some years to come. A few court attendance by promises of easy courses; others evidently keep in view good quality rather than large quantity in attendance, giving full courses without intimation of abatement, and Shurtleff College announces in its circular that "Under no circumstances is the standard of scholarship lowered to suit the demands of those who are content with less attainments than are herein required. High scholarship, rather than great numbers, is the practical aim of the college government." About half the colleges have arrangements for teaching music, drawing, and painting in connection with or besides the college course; 1 has a special department of industrial art; 3 add courses in literature to the other courses; and 1 undertakes to meet a need by the institution of non-resident as well as graduate courses.—(Catalogues and circulars.)



## INSTITUTIONS FOR THE SUPERIOR INSTRUCTION OF YOUNG WOMEN.

Twenty out of the 26 universities and colleges above referred to admit young women to their courses on equal terms with young men. The same is true of the State Industrial University. Lincoln University also has a ladies' special course. Knox College, Lake Forest University, and the Northwestern University have high class schools for young ladies connected with them, besides admitting women to their recitations. For the names, location, and statistics of all other schools of this kind reporting for 1878, see Table VIII of the appendix following, and a summary of it in the report of the Commissioner preceding. The number of female students in the colleges before named can be found in Table IX.

## SCIENTIFIC AND PROFESSIONAL INSTRUCTION.

## SCIENTIFIC.

The colleges of agriculture, of engineering, and of natural science connected with the Illinois Industrial University, at Urbana, alike from their alliance with the State and from their ample buildings, apparatus, and endowment, lead the list of scientific schools in Illinois and furnish abundant means of instruction in their several lines.

Scientific courses of 2, 3, or 4 years are also arranged in all the colleges and universities within the State, except 5 which are largely under foreign influences and one other (Abingdon) which has recently dropped this department. The main difference in most cases, however, between these courses and the older college course is the substitution of modern languages for either Latin or Greek, or both, with some exchange of scientific for literary studies. A few of the better colleges are evidently aiming to give larger and more specific training in the natural sciences: the University of Chicago, for example, having a special course in chemistry and opportunities for large instruction in astronomy through its well furnished Dearborn Observatory; the Illinois Wesleyan offering graduate courses in mathematics, natural science, philosophy, and political science, in addition to its regular scientific course; and one or two others adding scientific field study to the usual museum and laboratory work. In 1878 Lake Forest University added a year to its scientific course, making it 4 years. It added also a philosophic course, which substitutes German for the Greek of the classical course. An English course was another addition. Rock River University reduced its scientific course from 4 to 2 years.—(Catalogues and circulars.)

For statistics of the Industrial University, see Table X of the appendix following; for those of attendance on the scientific courses of other institutions, see Table IX.

## THEOLOGICAL.

Instruction for the ministry in 3 year courses, meant to be additional to a collegiate course, is given at Chicago in the *Chicago Theological Seminary* (Congregational) and in the *Presbyterian Theological Seminary of the Northwest*; in the neighborhood of the same city, in the *Baptist Union Theological Seminary*, Morgan Park, and in the *Garrett Biblical Institute*, Evanston; at Mendota, in the *Wartburg Seminary* (Evangelical Lutheran); at Upper Alton, in the *Theological Department of Shurtleff College* (Baptist); at Carlinville and Lincoln, in like departments of Blackburn University (Presbyterian) and Lincoln University (Cumberland Presbyterian);<sup>1</sup> and at Springfield, in a *Practical Preachers' Seminary*, which has at least a synodical connection with Concordia College, Fort Wayne, Ind. (Evangelical Lutheran). In the first 6 of these there is, in default of a collegiate diploma, an examination for admission. In the remaining 3 there is no evidence of such an examination being regularly required.

Like instruction in 2 year courses is given at *Augustana Theological Seminary*, connected with Augustana College, Rock Island (Lutheran), in the *Bible Department of Eureka College*, Eureka (Christian), and in the *Union Biblical Institute*, connected with Northwestern College, Naperville. In courses less determined, and apparently in close association with collegiate studies, it is offered at the *Illinois Wesleyan University*, Bloomington, and *McKendree College*, Lebanon (both Methodist Episcopal), as also at *St. Joseph's Ecclesiastical College*, Teutopolis (Roman Catholic).

For statistics of theological schools reporting in 1878, see Table XI, and a summary of it in the report of the Commissioner preceding.

## LEGAL.

Training for legal practice is imparted in 2 year courses at the *Bloomington Law Institute*, Bloomington, a department of the Illinois Wesleyan University; at the *Union College of Law*, Chicago, a department of the University of Chicago and of the Northwestern University, Evanston; and at the *Law Department of McKendree College*, Lebanon. At none of these was there any examination for admission in 1878, except to advanced standing. For statistics of that year, see Table XII of the appendix, and a summary of it in the report of the Commissioner preceding.

<sup>1</sup> Lincoln University makes provision for a graduate theological course, in addition to the regular one.

## MEDICAL.

The Illinois schools of medicine and surgery, all at Chicago, were, in 1878, the *Chicago Medical College*, a department of the Northwestern University, Evanston, the *Rush Medical College*, and the *Woman's Hospital Medical College*, "regular;" the *Bennett Medical College*, eclectic; *Hahnemann Medical College*, homœopathic, and the *Chicago Homœopathic College*. The first named of all these—the pioneer in the advancement of the standard of medical training in this country—has the highest requirements for admission, demanding either a diploma from a college, scientific school, high school, or academy, or the satisfactory passage of an examination in the common English branches of education, including the first series of mathematics and the elements of the natural sciences. It has a 3 years' graded course of study, examinations in which are required and certificates of progress given at the end of the junior and middle years, with a final examination for the degree of M. D. at the end of the senior year. In its demand of a good English education as a qualification for medical study, it is followed by the *Woman's Hospital Medical College*, though the standard here is not quite as high. This college and the *Chicago Homœopathic College* follow also in the institution of 3 years' graded courses, which, however, are recommended only, not insisted on. Essentially the same in this last position stands the *Rush College*. The others have the usual standard for graduation, full age, fair character, 3 years' study (2 of them on full lecture course), a satisfactory standing in the final examination, an accepted thesis, and the payment of the customary fees. All those that have others of the same school of medicine as rivals are evidently looking to higher standards and better methods of instruction, but wait for a general movement in this direction before making these obligatory. The 2 homœopathic colleges admit women; the others are for men only.

The *Chicago College of Pharmacy* aims to assist those who desire to pursue pharmacy as a profession. Its curriculum embraces chemistry, pharmacy, materia medica, with toxicology, botany, and laboratory work. Its requirements for graduation are similar to those of the medical colleges, with the addition of 4 years' experience in a dispensing store under some qualified pharmacist. For statistics of this and of the medical schools, see Table XIII of the appendix.

## SPECIAL INSTRUCTION.

## EDUCATION OF THE DEAF AND DUMB.

The Illinois Institution for the Education of the Deaf and Dumb, Jacksonville, in its nineteenth biennial report, states that on September 30, 1877, there remained upon its rolls 484 pupils out of a total of 500 taught during the preceding year; and that to September 30, 1878, there were 68 more admitted and 36 graduated and discharged, leaving 516 on the rolls. These were under 15 teachers in the literary department, 3 in that of articulation, 2 in that of art, 3 in the domestic, and 6 in the industrial, besides the superintendent and 10 other employées. The industries taught, in addition to the elements of a good English training and instruction in articulation and art, were farming and gardening, cabinet making, shoemaking, printing, domestic work, and superintendence of engine and machinery; and the whole cost for all this training, with board, medicine, medical attendance, text books, and incidentals, had amounted to only \$209.79 per capita during the year. Through the bounty of the State a large new building had been erected within the year, affording much better accommodation and appliances for instruction in industrial pursuits. The building previously used for this purpose had been altered at comparatively slight expense into a dormitory and school room for the younger boys, who formed a quasi Kindergarten. During the last year the superintendent visited a number of European institutions for the deaf and dumb with a view to ascertain what advantages they possessed over the American ones. His conclusion was that the best system for the relief of this class of unfortunate and defective members of society is to be found in America, and that the Illinois institution is certainly one of the foremost in the world.

The *Chicago Day School for Deaf-Mutes* is noticed under *City School Systems*.

## EDUCATION OF THE BLIND.

The fifteenth biennial report of the Illinois Institution for the Blind, Jacksonville, shows a total attendance of 96 and an average of 85.5 for the year ending September 30, 1877, and for that ending on the same day, 1878, a total attendance of 127, with an average of 107½ under 9 instructors in 1878. From the literary department 6 graduated in 1877 and 3 in 1878; from the industrial, 4 in 1877 and 6 in 1878. The latter received certificates of proficiency in the trades they had been taught, and are thus often enabled to secure remunerative occupation. Two instances of decided success in this line are mentioned in the report, one for each year. With much good work done, there yet appears to be from the report great need of improved buildings and appliances in order to secure greater success in instruction.

## EDUCATION OF THE FEEBLE-MINDED.

The superintendent of the Asylum for Feeble-Minded Children, at Lincoln, states in the printed biennial report for 1877 and 1878 that the interests of the asylum were significantly advanced during the two years and that the progress of the pupils was very encouraging. The education furnished included not only the simpler elements taught in common schools, but a course of training in the more practical matters of everyday life. The number of pupils was 146 during 1877 and 310 during 1878. Of these latter, 110 were temporarily absent or discharged, leaving 200 present at the end of the year. There were 14 teachers, a superintendent, and other officers in charge of the children.

## REFORMATORY AND INDUSTRIAL TRAINING.

The *Illinois State Reform School*, at Pontiac, in the biennial report for 1877-78 states that nearly all the boys are advancing rapidly in all branches of study. Three of them are getting ready for college, and are progressing in the languages, while 1, whose time expired 3 years ago, is now in the second year of college, preparing for the ministry. The inmates, numbering 192 on September 30, 1878, in addition to their schooling, work 6 hours a day in manufacturing shoes (by hand and by machinery), in farming, cane seating, tailoring, and other industrial pursuits. On Sunday there are Sunday school exercises in the forenoon and chapel services in the afternoon, while 25 minutes daily are given to devotional exercises. The library contains 700 volumes, and in the reading room there are 15 weekly newspapers. A new and long needed family building was finished in June, 1878.

From the *Chicago House of Correction* the Bureau has neither report nor return for 1878, but in a report for 1877 the number of inmates is given for the year as 6,551. It is not stated in the report whether any school training is given, but the employments were brick making, cane seating, stooking making, and other industrial occupations. In addition to this institution, there are in the city 2 Roman Catholic reform and industrial schools, from which there were no reports for 1878.

## EDUCATIONAL CONVENTION.

## STATE ASSOCIATION.

The twenty-fifth annual meeting of the State Teachers' Association was held in Springfield, December 26 and 27, 1878. Governor Cullom welcomed the association in an address in which he exalted the teacher's calling and pleaded the necessity of a compulsory law in education. President Allyn, of the Southern Illinois Normal School, in his annual address, discussed "The educational problem, infant and adult," and spoke of the limitations to education caused by the short time allotted to study. He called attention to what the people expect the schools to accomplish, and cited with approval Milton's definition of education: "I call therefore a complete and generous education, that which fits a man to perform justly, skilfully, and magnanimously all the offices, both private and public, of peace and war." In his own opinion schools are to assist the community to make all its children learned, wise, skilful, moral, law abiding, and enterprising citizens. The question arises, How far do they effect this? and the answer is that they keep alive in the minds of the people and the hearts of youth the idea of the value of learning and all the methods of obtaining it; they afford a common rallying point for all who love knowledge, fusing hearts and melting minds into one community of interest, suggesting the perusal of books, and creating aspirations for a common calling and character. The million school officers learn something of the duties of authority and responsibility, and the eight million children gain knowledge, accuracy in doing each duty, a vast deal of order and discipline, and also imbibe an ambition to rise by worth alone. To the question, What can be done to improve the schools? the answer was: The two principal measures are infantile or Kindergarten training, and for young men a university education; then the constant change in teachers must be remedied and there must be more moral educators. With the education stopping at 14 years of age, the character is left imperfect, and an opportunity for good reading and for a thorough drill in some industrial calling should be given. Dr. Willard, of the Chicago High School, was next heard on "How to systematize English orthography." He advocated a spelling reform because the present system is irrational and injures the reasoning powers; because so much time has to be given to reading and spelling that years are wasted, and thus great hindrances are placed in the way of acquiring knowledge; because reform will improve the pronunciation, and because our bad spelling prevents the spread of the English language among other nations; because one-sixth of all our writing and printing is superfluous and the etymology of our language is obscured. Professor Brownless, of the Southern Normal University, expressed similar views. A committee of five was appointed, with instructions to report on the spelling reform at the next annual meeting. Mr. J. M. Crow, of Elmwood, then read a paper on "Practical lessons for American teachers, drawn from the German school system." The afternoon

session was occupied by President Hewett, of Normal, on "County institutes;" by Mr. George Howland, principal of the Central High School, on "What they will want; or, the power of education;" and by a discussion between Mr. Gastman, of Decatur, and Hon. J. P. Slade, superintendent of public instruction, on "How can examinations for teachers' certificates be so arranged that special work may be encouraged?" Prof. M. L. Seymour, of the Northern Illinois Normal, read and illustrated a paper entitled "Practical thoughts about chemistry;" then followed a discussion between Messrs. Haight and Harris, superintendents of schools at Alton and Jacksonville, on "Compulsory attendance at school." In the evening, Dr. J. B. Angell, president of the University of Michigan, delivered an address on "The reflex influences of the teacher's profession." On the following day the programme was continued by the reading of a paper on "The classics in our high schools," by Prof. J. C. Freeman, of the University of Chicago, and N. C. Dougherty, of Peoria. Prof. J. B. Roberts, principal of the Indianapolis High School, presented an interesting paper on "The what and the why." Mr. Loomis, of Chicago, spoke of some important principles of school law in a paper which was referred to the proper committee. At the afternoon session, Prof. S. H. White, chairman of the committee on examinations, submitted a report, which was adopted, of the result of the competitive examinations held under the auspices of the association last year. A further committee was appointed. Miss Mary A. West, superintendent of schools of Knox County, read an able paper on "Country schools," and Prof. Lou C. Allen, of the Illinois University, one on "What shall we teach our girls?" The treasurer's report and that of the committee on nominations came next. The evening was devoted to a lecture on the common school system, by Mr. Rickoff, superintendent of the Cleveland public schools. The association then adjourned, to meet at the call of the executive committee. — (The Educational Weekly.)

#### CHIEF STATE SCHOOL OFFICER.

Hon. JAMES P. SLADE, *State superintendent of public instruction, Springfield.*

[Term, 1879 to 1883.]

**INDIANA.**  
**STATISTICAL SUMMARY.**

	1876-'77.	1877-'78.	Increase.	Decrease.
<b>POPULATION AND ATTENDANCE.</b>				
White youth of school age (6-21).....	683, 519	687, 304	3, 785	.....
Colored youth of school age.....	11, 187	11, 849	662	.....
Whole number of school age.....	694, 706	699, 153	4, 447	.....
White youth in public schools.....	491, 975	505, 054	13, 079	.....
Colored youth in public schools.....	6, 751	7, 481	730	.....
Whole enrolment, white and colored..	498, 726	512, 535	13, 909	.....
Average daily attendance of both....	298, 324	315, 893	17, 569	.....
<b>SCHOOL DISTRICTS AND SCHOOLS.</b>				
Districts in which schools were taught	9, 289	9, 346	57	.....
Districts in which no school was taught	36	34	.....	2
Whole number of school districts a...	9, 325	9, 380	55	.....
Schools for colored children.....	110	130	20	.....
District graded schools.....	344	396	52	.....
Township graded schools.....	164	151	.....	13
Average time of schools in days.....	128	129	1	.....
Public school-houses.....	9, 476	9, 545	69	.....
Value of school-houses, grounds, and furniture.	\$11, 113, 724	\$11, 282, 249	\$168, 525	.....
Value of apparatus.....	263, 006	254, 398	.....	\$8, 608
Whole value of school property.....	11, 376, 730	11, 536, 647	159, 917	.....
School-houses built within the year...	413	411	.....	2
Value of school-houses built within the year.	\$611, 739	\$424, 304	.....	\$187, 435
Private schools in public buildings...	732	618	.....	114
Male teachers in such schools.....	223	238	15	.....
Female teachers in such schools.....	543	436	.....	107
Pupils enrolled in such schools.....	12, 306	13, 516	1, 210	.....
Average daily attendance in such schools.	8, 602	9, 087	485	.....
<b>TEACHERS AND THEIR PAY.</b>				
White male teachers in public schools.	8, 047	7, 977	.....	70
White female teachers in public schools	5, 432	5, 699	267	.....
Colored male teachers in public schools	62	62	.....	.....
Colored female teachers in public schools.	33	43	10	.....
Whole number in public schools.....	13, 574	13, 781	207	.....
Average monthly pay of men in country	\$39 80	\$38 20	.....	\$1 60
Average monthly pay of women in country.	35 20	33 80	.....	1 40
Average monthly pay of men in towns.	61 60	61 80	\$0 20	.....
Average monthly pay of women in towns.	38 20	36 60	.....	1 60
Average monthly pay of men in cities..	81 80	81 20	.....	60
Average monthly pay of women in cities.	45 20	45 80	60	.....
<b>INCOME AND EXPENDITURE.</b>				
Whole receipts for public schools.....	\$4, 873, 131	\$4, 591, 968	.....	\$281, 163
Whole expenditure for them.....	4, 873, 766	4, 651, 911	.....	21, 855
<b>SCHOOL FUND.</b>				
Amount of available school fund.....	\$8, 842, 291	\$8, 893, 524	\$51, 233	.....

a The districts here are not determined by local boundaries, but by the families sending their children to a particular school, except in cities and incorporated towns.

(Biennial report of Hon. James H. Smart, State superintendent of public instruction, for the two years ending August 31, 1878, with returns from the same for income, expenditure, and school fund.)

## STATE SCHOOL SYSTEM.

## OFFICERS.

The general officers are a State superintendent of public instruction and a State board of education. The superintendent is charged with the general administration of the school system; the board (including the superintendent as a member, with the governor and 6 prominent school officers) serves him as a council of advice in matters arising under his administration, especially in determining to whom State teachers' certificates may be given.

The local officers are a county superintendent of schools for each county, a township trustee for each township, boards of school trustees for each incorporated town or city, and a school director for each district school in a township. The township trustees and school trustees of towns and cities constitute in each county a county board of education, with the county superintendent as chairman. This board meets semi-annually for consultation as to school matters, and has power to prescribe text books, to be used three years, for any town or township in the county.<sup>1</sup> School boards in cities settle that matter for themselves.

## OTHER FEATURES OF THE SYSTEM.

The means for the support of common schools come from the interest on a large common school fund belonging to the State and on a congressional township fund belonging to the counties; from a State tax of 16 cents on each \$100 and of 50 cents on each taxable poll; from the fines and forfeitures and unclaimed fees which flow into the treasury; from local taxes, not to exceed (except in Indianapolis) 25 cents<sup>2</sup> on each \$100, with as much from each taxable poll; and from the proceeds of local liquor licenses. All this is for tuition purposes alone. For the expenses connected with school buildings, a further local tax of 50 cents<sup>3</sup> on \$100 and \$1 on each poll is allowed. The State apportionment in aid of local funds amounts to nearly \$2,000,000 annually. This is distributed to the counties on the basis of the number of children of school age to be provided for, and this number is ascertained by an annual census taken by the trustees of townships, towns, and cities. To receive their share of this apportionment, the schools must have licensed teachers, must be taught in the English language, and must make regular reports to the proper officers. Private schools may be taught in public school-houses when the public school is not in session, provided that the teacher engages to report in writing to the school trustee the attendance of teachers and pupils and the cost of tuition. Teachers must attend the institutes held monthly or oftener in their townships, and are expected to be present at the one to be held at least annually by the county superintendent of their county. The minimum subjects of instruction in the schools are spelling, reading, writing, arithmetic, geography, English grammar, physiology, history of the United States, and good behavior. School authorities shall not compel teachers in the public schools either to exclude the Bible or to use it. The law makes 5 days a school week, 20 days a school month, and 3 months a school term.

## GENERAL CONDITION OF THE SYSTEM.

The statistics given by Superintendent Smart and the general tenor of his report show an encouraging advance in 1877-78. The increase in enrolment in public schools was more than 9,000 higher than the increase in persons entitled to instruction; the average attendance was over 13,000 greater. As there was a corresponding increase in the enrolment and attendance in private continuations of the public schools, it is evident that the schools have been made more attractive and that the value of the teaching in them is more appreciated than it was. An increase of 57 in the number of districts in which schools were taught, of 52 in the number of district graded schools, of 69 in number of school-houses, and of 207 in the number of teachers, are facts which show that fair provision was made to meet the enlarged attendance and give pupils the accommodations and advantages required. The superintendent shows that these advantages are given, too, at little more than half the cost of the private schools held in the same school-houses, although the latter are generally ungraded and limited to only English branches, while in the public schools the cost of graded and high school instruction is taken into the account.

## A UNIQUE REPORT.

The report from which the preceding information comes is, like a preceding one from the same hand, a model of its kind, bristling with statistics illustrative of almost every point in the school system, and these illustrated again with maps which show

<sup>1</sup> A law passed in the spring of 1879 continues the use of any text books for the time for which they were adopted, but after that all adoptions must be for ten years, unless a unanimous vote of the board shall make a change at some other time.

<sup>2</sup> To be reduced in 1879 to 20 cents.

<sup>3</sup> To be reduced in 1879 to 35 cents, which may, however, be increased by indebted corporations to 50 cents, in order to pay their debts.

the proportionate condition of the several counties, and with diagrams which present distinctly to the eye the growth of the schools, the proportion of children of school age to the population, the relative importance of the several city systems, the proportionate number of school children in the different counties, and the proportion of children enrolled in schools to school population; a final diagram shows how much the daily absence affects the efficiency of the schools. Then, instead of leaving county superintendents to make whatever discursive remarks they please on the school system, the superintendent assigned to each of a considerable number of them a practical theme, and we get the result of this arrangement in a set of brief and well prepared discussions on supervision of schools, examination of teachers, work of county boards of education, methods of conducting institutes and managing school libraries, of grading schools, of securing good attendance, and so on. Superintendents of cities, too, give synoptical histories of the origin and growth of the school systems in the cities they severally represent.

## SCHOOL LIBRARIES.

The whole number of volumes in township libraries to which teachers and pupils in the public schools have access is given as 233,542 in 1878; the number taken out during the year as 231,439; the number added in the year as 6,368. These libraries, rightly used and managed, may do much to improve the schools.—(State report.)

## COUNTY MANUAL.

A convenient county manual, containing lists of the school officers and teachers, with the place of their employment, the rules and regulations of the schools, and the needful information as to examination of the teachers, is as much a desideratum in its way as a good State report. Such a manual, prepared by Superintendent A. C. Goodwin, of Clark County, Ind., has been sent to this Bureau as a specimen of what may be done in this line to unify a county school system. It contains, besides the things above mentioned, a full course of study for the graded schools of the county, and, like a kindred manual by the superintendent of Clarion County, Pa., deserves extensive imitation.

## KINDERGÄRTEN.

For full information respecting schools of this class reporting for 1878, see Table V of the appendix following, and the summary of it in the report of the Commissioner preceding.

## CITY SCHOOL SYSTEMS.

## OFFICERS.

The general law is that the common council of each city shall, at the first regular meeting in June, elect 3 trustees to form the school board of the city, and annually thereafter elect 1 for a term of 3 years, in place of 1 to be retired each year. Indianapolis, under a special law, has a board of 11 members, elected by the people. Each city, as a rule, has a superintendent for its schools, elected by the school board and serving as its agent. Indianapolis has also 2 assistant superintendents and a superintendent of school buildings and grounds.

## STATISTICS.

Chief cities.	Population.	Youth of school age.	Enrolment.	Average attendance.	Number of teachers.	Expenditure.
Evansville .....	30,573	12,888	5,118	.....	115	\$102,686
Fort Wayne .....	24,194	11,306	3,372	2,871	101	58,678
Indianapolis .....	97,744	25,127	12,229	9,400	198	205,487
Jeffersonville .....	9,664	2,911	1,651	.....	28	19,086
Lafayette .....	16,060	6,114	.....	.....	.....	.....
La Porte .....	11,581	3,364	.....	.....	.....	.....
Logansport .....	15,199	4,021	1,743	1,139	31	31,732
Madison .....	15,809	5,372	1,700	1,580	42	40,816
New Albany .....	13,608	6,342	3,100	.....	56	.....
Richmond .....	12,036	4,454	2,142	1,602	45	48,470.
South Bend .....	10,966	3,515	.....	.....	.....	.....
Terre Haute .....	23,761	7,665	4,082	2,858	76	52,677
Vincennes .....	9,497	3,392	.....	.....	.....	.....

\*The figures given each contain upwards of 7,500 inhabitants out of a list of 37 cities in the State report. The numbers for population and youth of school age are from that table. The other figures are either from written returns or reports of the city superintendents.

## ADDITIONAL PARTICULARS.

*Evansville* reports 14 school-houses, school property valued at \$501,800, a 12 years' graded course, and that school was taught 200 days in 1877-78. Its high school, or-

ganized in 1855, is said by the superintendent to have been of inestimable value to the city and the other schools. Placing before the pupils of the lower grades a higher standard of scholarship, it led them to do more and better work, and many families settled in the city for the advantages the school system offered. It has also furnished the city schools 65 per cent. of their teachers, 50 per cent. of the whole number of teachers being graduates of the high school.—(Superintendent Bloss, in State report.)

*Fort Wayne*, with 9 school-houses, rates its school property at \$224,650; had 195 days in its school term for 1877-78; incorporates satisfactorily its colored pupils with the white in the schools; employs special teachers of music, drawing, writing, and reading, finding in improved results more than a compensation for the extra outlay; and has training classes to prepare teachers for its schools. Out of 101 teachers at the date of the report in the autumn of 1878, 53 had been prepared in these classes, a large proportion of the remainder coming from what was formerly known as the high school.<sup>1</sup> A long continuance of the same members in the school board and of the same teachers in the schools is said to have contributed much to the success of the school system in this place, which had also for two years the skilful services of the present State superintendent.—(Report of Superintendent Irwin, in State report.)

*Indianapolis* in 1878 had 25 public school buildings, valued its school property at \$939,127, had maintained its schools for 200 days, and reported a course requiring 12 years for its completion. Special teachers of music, drawing,<sup>2</sup> natural science, and German were employed, together with a principal of a city normal school. Connected with this school was a practicing department in charge of 5 critic teachers, under the general direction of the superintendent and principal of the normal school. Since the fall of 1878, the city schools have had the supervision of Hon. Horace S. Tarbell, late State superintendent of public instruction in Michigan, he taking at that time the place of Superintendent George P. Brown, who for 4 years preceding had done much to systematize the course of instruction and improve the quality of the teaching force. (Report of Superintendent Tarbell, in State report.)

*Jeffersonville* reports 5 school buildings, valued (with sites, furniture, and apparatus) at \$60,100; a 12 years' graded course, and that school was taught 190 days in 1877-78. It has 2 superintendents, the assistant to the principal of the high school supervising the schools of the eastern division of the city and the principal of one of the graded schools those of the western and colored schools. The president of the school board speaks favorably of the results of the arrangement.—(Report of president, in State report.)

*Logansport*, with 7 school buildings, valued its school property at \$180,000, and its schools were taught 200 days in 1877-78. In the autumn of 1878, it abolished its colored school, admitting the pupils into the general classes and affording them all the privileges of its 12 grades on equal terms with the whites. Its schools are classed as primary, intermediate, grammar, and high. Many of its teachers are graduates of a training school which was maintained from January, 1875, to the close of the next school year, and then, for some unexplained reason, "set aside."—(Report of Superintendent Walts, in State report.)

*Madison*, in addition to the statistics of the table, makes return of 7 school buildings with 37 rooms for both study and recitation and 8 for recitation only. These buildings, with their sites, furniture, and apparatus, are valued at \$88,000.

*New Albany*, whose founders with unusual foresight provided as early as 1813 for a city school fund out of one-fourth of the proceeds of the sales of town lots, had in 1878 a public school system so generally popular that, except in some Roman Catholic parochial schools, it had no rivals. The schools were housed in 13 buildings, 10 of them brick and 3 frame, with sittings for 3,300 pupils, and were attended by the children of all classes of citizens. Three of the school buildings were for colored pupils. A high school which had been established in 1853 was in 1870 divided into 2 departments, one for boys and one for girls, the 2 occupying separate buildings. In 8 classes subsequently graduated, the girls numbered 143 and the boys 49. Of the former, 28 were teaching in the city schools at the date of the report; of the latter, 3 had held honorable rank at the West Point military school, while many others testify, by the respectable positions which they hold in the professions and in business, to the excellence of the instruction received in the high school.—(Report of Superintendent Jacobs, in State report.)

*Richmond* in 1878, according to a printed report, had 9 school buildings, with sittings for 1,679 pupils, and valued the sites and buildings at \$84,500, making no estimate for furniture and apparatus, though it reported 1,833 desks. Music entered into the instruction in the public schools and a special teacher was employed, with evi-

<sup>1</sup>The schools are now designated as primary schools, intermediate schools, and a "central grammar school." This gives no nominal high school, but the report of the board for 1877-78 says: "We intend that our grammar school education, in all the elements of real usefulness, shall not be inferior to that of any so called high school."

<sup>2</sup>An exhibition of the drawing work done in the city schools was held in the summer of 1878, at the rooms of the Indiana Art Association. The *Indiana School Journal* speaks highly of the quality of this work in its May number.



dence of much improvement. Two schools for colored children were maintained, besides 23 primary, 13 grammar, and 1 high school for whites. There were 8 grades in the primary and grammar schools, with 4 classes in the high school. In the high school, German and Latin come in the course, but the enumeration of pupils studying each branch shows none in these studies.

In 1878 *Terre Haute* owned and controlled 10 school buildings, containing 86 school rooms, with accommodations for 3,971 pupils. The course of instruction, several times rearranged, includes 8 years of work below the high school and 4 years more in that school. Besides the 8 branches required by law, it embraces vocal music in all the grades, drawing since 1871, German from the third year for such as wish it, and Latin, with higher English studies, and Greek as an elective in the high school. It is indicative of good financial management that at the date of the report the trustees were entirely free from debt and had in hand a clear fund of \$35,133.—(Report of Superintendent Wiley, in State report.)

## TRAINING OF TEACHERS.

### NORMAL SCHOOLS.

At the *State Normal School*, Terre Haute, the course of instruction includes the subjects required by law to be taught in the public schools, with such related ones as are essential to the education of a professional teacher. Those who enter with the minimum of preparation (which includes only reading, spelling, geography, arithmetic through percentage, and the ability to write a legible hand and to analyze and parse simple sentences) require ordinarily 8 terms, covering about 3 school years, to fully complete the course. For those with some experience in teaching and fuller preparation there is a shorter course, which may be completed in about half that time; while for such as can attend for only a single term and are qualified to receive it, there is, at the opening of each spring term, a special course in methods of teaching, organizing, classifying, and managing schools. The completion of the full course entitles the student to a diploma of graduation, which is equivalent to a State certificate. The completion of the second secures only a certificate, certifying to the facts of the case. Attendance on the special course has no mark of distinction assigned to it. The reported attendance for 1877-'78 was 450 in the normal school and 211 in the model school attached, total 661; different students for the year 1878, including the fall term, 592; different students since the organization in 1870, 1,855; graduates for the last scholastic year, 16; whole number of graduates, 87.—(Eighth annual catalogue for 1877-'78, ninth annual report for 1878, and written return.)

The *Northern Indiana Normal School and Business Institute*, Valparaiso, a private enterprise which has attained to great proportions, reports 924 normal students for the fall term of 1878; the *Central Indiana Normal School and Business Institute*, Ladoga, 100; the *Lagrange County Normal School*, Lagrange, 107. The *Elkhart County Normal and Classical School*, Goshen, reports no statistics. The *Central Indiana Normal School*, at Danville, an offshoot from that at Ladoga, under its former principal, is said, in the *Indiana School Journal*, to have had 160 students.

### NORMAL DEPARTMENTS OF COLLEGES.

Some arrangements for normal training are announced by Bedford College, Bedford; Fort Wayne College, Fort Wayne; Indiana Asbury University, Greencastle; Union Christian College, Merom; Moore's Hill College, Moore's Hill; Smithson College, Logansport, and Wabash College, Crawfordsville; while at Purdue University a summer school of drawing gives teachers an opportunity to prepare to instruct pupils in that subject in the public schools.

### TEACHERS' INSTITUTES.

To remedy the deficient preparation of many of the teachers and improve even the well prepared, both township and county institutes are provided for by State law, the former to be held at least once a month and the latter at least once a year. Attendance on township institutes is required under penalty of forfeiting one day's pay for each day's absence. Attendance on county institutes is encouraged by allowing the closing of the schools during the sessions of the institute. Of these temporary normal schools there were held, in 1876-'77, township institutes, 4,290; county institutes, 92; the former, of course, enrolling the great body of the 13,574 teachers, the latter securing an attendance of 11,824. In 1877-'78, the township institutes numbered 4,548, the county institutes 91, with an attendance of 12,385 upon these last.

It is greatly to the credit of the teachers of the State, that over and above this large improvement of the advantages provided for them by the State, great numbers of them in both years also attended private institutes of 3 to 12 and even 20 weeks' duration, though for tuition in these they had to pay. No less than 77 such institutes were held in the year ending June 1, 1877, with an enrolment of 3,790 and an average attendance

of 2,589. In the year ending June 1, 1878, there were 88, with an enrolment of 4,820 and an average attendance of 3,696.—(State report.)

#### TEACHERS' DEPARTMENT OF EDUCATIONAL JOURNALS.

Much valuable matter to aid teachers in their profession and to suggest improvement in various lines has appeared in the *Indiana School Journal*, a monthly published at Indianapolis as the organ of the State Teachers' Association and of the State superintendent of public instruction, and also in another monthly, *The Common School*, published at Bedford, under the supervision of a professor in the college there.

### SECONDARY INSTRUCTION.

#### PUBLIC HIGH SCHOOLS.

The law gives ample authority to trustees to "establish graded schools or such modifications of them as may be practicable, and to provide for admitting into the higher departments of the graded school such pupils as are sufficiently advanced for such admission." It also provides for adding to the eight branches especially belonging to the primary and grammar grades "such other branches of learning and other languages as the advancement of pupils may require and the trustees from time to time direct." The elaborate State report for 1876-77 and 1877-78 shows that the authority first mentioned has been exerted, and that in the former year there were 508 district and township graded schools; in the latter, 547. The report does not state how many of these had high school grades, but on application to the State superintendent for some statistics of the high schools of the State, he very kindly sent out blanks of inquiry and from the returns received prepared the table, under the head of Secondary Instruction, in the report of the Commissioner preceding.

Interesting action was taken in 1878 by the school board of Indianapolis respecting its high school, the largest and most important in the State. A member of the board having introduced a resolution to inquire into the propriety of continuing the school, and, if it should be continued, of modifying the course of study in it, a committee was appointed to make the inquiry and report. This committee, after examining the subject, reported unanimously that the high school should be continued: (1) Because it is the poor man's college, enabling many whose means would not allow them to obtain elsewhere so good an education to fit themselves for teaching and other employments requiring a more thorough training than the district schools can give; (2) because the high school is a powerful incentive to pupils in the lower grades, who look forward to the time when they may be declared fit for admission to it to complete a course which otherwise they would have to leave at an earlier period; (3) because the existence of a first class high school takes even from the wealthy an excuse for patronizing private schools, and prevents an indulgence of the anti-republican idea that the better class of schools should belong only to the rich; (4) because such a school aids in preparing pupils for successful prosecution of those skilled industries on the improved management of which the prosperity of our people very much depends.

Some modification of the course was, however, recommended, in view of the fact that about half of those who enter never advance beyond the second year; and the report as a whole being accepted by the board, a 2 years' course for this class of pupils was resolved upon. The regular 4 years' course, which includes either Latin or German, will be continued, and parallel with it will run an English course from which students may graduate with equal honor.

As respects the courses of the high schools throughout the State, the *Indiana School Journal*, a most respectable authority, says (July, 1878) that there are not more than half a dozen that teach Greek. The reasons given for this are (1) the large expense involved in teaching it in proportion to the number that would study it; (2) the fact that most of those who graduate at high schools never go to college and consequently do not need Greek; and (3) the fact that the State university has for several years been admitting students to its freshman class without preparatory Greek, in order to secure fuller preparation in other directions for collegiate work.

#### OTHER SECONDARY SCHOOLS.

For statistics of business colleges, private academic schools, and preparatory departments of colleges and universities, see Tables IV, VI, VII, and IX of the appendix following, and the summaries of them in the report of the Commissioner preceding.

### SUPERIOR INSTRUCTION.

#### COLLEGES FOR YOUNG MEN OR FOR BOTH SEXES.

The *Indiana University*, at Bloomington, still continues its system of linking the State high schools with itself by admitting to its freshman class, without examination, the graduates of such of them as are approved. The number of "approved schools" at the latest advices was 30. As before mentioned, the university has for several years

ceased to require Greek for admission to the studies of its first collegiate year, the aim being to thus secure a more thorough preparation in mathematics and natural sciences. The Indiana School Journal of July, 1878, states that Prof. Ballantine, former incumbent of the chair of Greek in the State university, who was at first opposed to this innovation, has borne testimony to the success of the arrangement as securing both more students for the classical course and quite as high a standard in Greek as was before attained. This improvement is to be attributed to the fact that in the university Greek is begun under better guidance than can usually be had in the high schools or academies, and that it receives during the collegiate course fuller attention than it had under the older plan. Oratory and elocution, too, are more cultivated than is usual in colleges, the fruit of which appears in the fact that out of four State oratorical contests the university students have on three occasions carried off the prize. Natural science, too, is specially fostered, and between this university and Butler University, at Irvington, there is a generous rivalry in devotion to this study, Indiana University having the advantage of extensive illustrative collections and Butler University sending out summer parties of students under professorial guidance for extended field observations in some of the most interesting parts of the country. Both these universities make tuition free.

The other universities within the State are Hartsville, Indiana Asbury, and Notre Dame. The colleges are Bedford, Concordia, Fort Wayne, Franklin, Earlham, Hanover, Moore's Hill, Ridgeville, Saint Bonaventure's, St. Meinrad's, Smithson, Union Christian, and Wabash. For the location, denominational connection, and statistics of them all, see Table IX of the appendix following; for a summary of their statistics, see a table of the same number in the Commissioner's report preceding. Of their courses, it may be said that Notre Dame added to its departments of study one in natural and physical science, and that Bedford, Earlham, Hanover, and Ridgeville follow the lead of the State university in omitting Greek from the studies preparatory to the freshman year, Earlham and Ridgeville going so far as not to take it up until the sophomore year. At Hanover, to bring the college as far as possible into harmony with the State system, students from high schools recommended by the State board of education are now received into the freshman class without examination, on bringing from the principals or superintendents certificates that they have sustained a satisfactory examination on the preparatory course of study or its equivalent. Tuition also, as at the State university, is made free.

#### INSTITUTIONS FOR THE SUPERIOR INSTRUCTION OF YOUNG WOMEN.

At Indiana, Butler, Hartsville, and Indiana Asbury Universities, and at Bedford, Earlham, Fort Wayne, Moore's Hill, Ridgeville, Smithson, and Union Christian Colleges young women are admitted to collegiate privileges in common with young men. For statistics of institutions specially devoted to the superior training of young women, see Table VIII of the appendix following, and a summary of it in the report of the Commissioner preceding.

#### SCIENTIFIC AND PROFESSIONAL INSTRUCTION.

##### SCIENTIFIC.

Purdue University, Lafayette, the chief scientific school of the State, had in 1878 the following departments: (1) A preparatory academy, with the twofold aim of preparing students for the college course and of giving elementary scientific training to students unable to take that course; (2) a college of general science, intended to afford sufficient scientific instruction for all ordinary industrial pursuits and the duties of private life and citizenship; (3) five special scientific schools, for training in farming and gardening, in mechanics, in industrial art, in chemistry and physics, and in natural history. In its school of mechanics it proposes to adopt the Russian method of training students, first in actual mechanical work and then in mechanical engineering. In this the school of industrial art, under Professor L. S. Thompson, will render efficient aid, this school standing in such close relation to the others that nearly all the students receive instruction in drawing from the professor, who also had in 1878 a private summer school in drawing with 14 in attendance. The general course of the university covers 4 years; that of the special schools may be either parallel with this or additional to it. The progress in securing public confidence is shown in the rapid increase of the attendance, 67 students entering in 1875-'76, 139 in 1876-'77, 166 in 1877-'78, and 195 in the first part of 1878-'79.—(Register for 1878-'79.)

Earlham, Hanover, Moore's Hill, Ridgeville, Union Christian, and Wabash Colleges and Butler, Hartsville, Indiana, Indiana Asbury, and Notre Dame Universities all had in 1878 scientific courses as well as classical, these courses each of 4 years, except at Moore's Hill, where it is of 3 years. Bedford College devotes attention to natural sciences during the third term of the freshman class and the three terms of the junior and senior years. Notre Dame has a course in civil engineering in addition to its previous scientific course. Statistics as to the attendance on the scientific courses of

these institutions may be found in Table IX of the appendix following, and a summary of them in a corresponding table in the report of the Commissioner preceding. For statistics of Purdue University, see Table X.

Wabash College dedicated a new building for its scientific department at the opening of the fall term of 1878. It is called Peck Scientific Hall, in honor of Mr. Edwin J. Peck, of Indianapolis, who left the college \$20,000 for the building, in addition to \$120,000 said to have been previously given by him to the institution.—(Indiana School Journal.)

#### PROFESSIONAL.

*Theological* instruction was given in 1878, as in preceding years, in the theological departments or classes of Bedford College and Butler University (both Christian), Hartsville University (United Brethren), Indiana Asbury University (Methodist Episcopal), and St. Meinrad's College (Roman Catholic). The theological course in the last is of 3 years, and is prepared for through the curriculum of the college. In the others it runs *pari passu* with the collegiate course for 4 years at Bedford, 3 at Butler, and 2 at Indiana Asbury and Hartsville. The statistics of theological attendance are not generally separable from those of the colleges. Concordia College (Lutheran) sends its prepared candidates for a theological course to an Evangelical Lutheran "Preachers' Seminary," at St. Louis.—(Catalogues and reports.)

*Legal* instruction is given in the law school of Notre Dame University, the course covering two years; the examination for admission is in English only. The law department of Indiana University was suspended in 1877, and we have nothing to indicate that it has been revived.

*Medical* instruction was continued in 1878 in the Medical College of Evansville on the old plan of 3 years' study under the direction of a regular physician and attendance on two annual sessions at the college, or one elsewhere and one there. The Indiana Medical College, Indianapolis, conducted on the same plan as the one at Evansville, has for some time admitted women to its classes. In the spring of 1878 it closed its doors to them, not as opposing the medical education of women, but because of the difficulty of giving full instruction on many important points in mixed classes. This college and the College of Physicians and Surgeons of Indiana, Indianapolis, united in the summer of 1878 and together became the medical department of Butler University, at Irvington.—(Indiana School Journal, August, 1878.)

#### SPECIAL INSTRUCTION.

##### EDUCATION OF THE DEAF AND DUMB.

The Indiana Institution for Educating the Deaf and Dumb, Indianapolis, trains its pupils in the ordinary school studies and such students as have capacity for it in Bell's system of visible speech. For such as wish to qualify themselves for teaching, there is a 3 years' course in the sciences, beyond the ordinary 7 years' course. In addition to the school training, there is instruction in a variety of useful industries. Instructors and other officers, 27; pupils, October 31, 1878, 328.

##### EDUCATION OF THE BLIND.

The Indiana Institution for the Education of the Blind, also at Indianapolis, has a school course that embraces the usual branches of a good English education, a course that trains the pupils in the elements of vocal and instrumental music, and an industrial course that prepares them for useful labor in the families with which they may be connected and for self-support. Instructors and other officers in 1878, 15; pupils enrolled in the term ending with the summer of that year, 117; average attendance, 105.—(Report for 1877-'78.)

##### INDIANA HOUSE OF REFUGE, PLAINFIELD.

From this institution, which in 1877 had 339 inmates, no report has been received for 1878.

##### TRAINING IN ART.

The Indiana School of Art, at Indianapolis, gives instruction in free hand drawing, machine and architectural drawing, perspective, artistic anatomy, sculpture, figure, landscape, and decorative painting in oil and water colors, engraving, lithography, ceramic art, wood carving, and industrial art in general.

At Purdue University, besides the instruction in drawing given by the professor of that art during the collegiate term, there is a school of drawing open during the summer which aids in preparing teachers and scientists for more effective work in their professions.

#### EDUCATIONAL CONVENTIONS.

##### DISTRICT CONVENTIONS OF COUNTY SUPERINTENDENTS.

Arrangements have been made for holding these meetings in the several districts of the State to discuss matters connected with superintendents' work. The superin-

tendents of the "central eastern district of Indiana" met at Connersville, December 23 and 24, 1878. The subjects considered, doubtless typical of the class which will come up in all such meetings, were: "How to enlist township trustees in school work," "How to treat rejected applicants for licenses," "Monthly reports to county superintendents and to parents," whether teachers should be paid for time spent at township institutes, and whether they should be allowed the legal holidays.—(Indiana School Journal.)

#### INDIANA COLLEGE ASSOCIATION.

This association, formed in 1878 for the consideration of topics connected with the relations of the colleges to one another, to the schools from which their students are supplied, and to the general educational system, held its first formal meeting at Indianapolis, December 26-27, 1878. After an inaugural address by President Tuttle, of Wabash College, papers were read by previously appointed persons on "A recast of the American University," on "The auricular method in language," on "The present Goethe revival in Germany," and on "The importance of metaphysical studies." All these topics were discussed also by college officers previously informed of the topics on which they were desired to speak.—(Indiana School Journal.)

#### STATE TEACHERS' ASSOCIATION.

Instead of meeting as usual in Christmas week, the association met at Fort Wayne at the conclusion of the winter holiday (January 1-3, 1879) in the hope of thus securing a more general attendance. The president of the Fort Wayne school board welcomed the members in a speech in which the duties of teachers were dwelt upon, compulsory education was denounced, and a thorough public school training up to the highest point was urged, provided that it definitely aims to prepare for practical pursuits. After a brief response from State Superintendent Smart, who acted for the retiring president, Professor J. M. Bloss, president elect, delivered an inaugural address in which also thorough school training was urged as at once one of the best paying of all investments and as absolutely necessary to keep any people abreast of a fast advancing age. The business of the association was then entered on, the principal topics discussed being "Moral training in schools," by L. B. Swift, of La Porte; "A few points in the high school question," by W. A. Bell, of Indianapolis; "Science in the lower grades," by Dr. Chas. R. Dryer, of Fort Wayne; "What knowledge is of most worth?" by Principal H. B. Brown, of the Northern Indiana Normal School; "The best means of getting culture for the pupils out of the public schools," by Hon. George P. Brown, ex-superintendent of the schools of Indianapolis; "How can the country schools be graded to the best advantage of the pupils?" by Superintendent J. C. McPherson, of Wayne County; "To what extent can industrial technology be taught in the public schools?" by President E. E. White, of Purdue University; and "The reflex influence of teaching," by President J. B. Angell, of Michigan University. The papers, as far as reported, appear to have been practical and useful. That of Mr. Bell abundantly showed that, in Indiana at least, high schools are not conducted in the interest of the rich and at the expense of the poor, as has been often charged; for by statistics from 21 of the chief cities of the State he proved that of the parents sending children to the high schools 13 per cent. paid no tax at all, 36 per cent. paid on less than \$500, and 50 per cent. on less than \$1,000, only 8 out of 100 paying on \$10,000 or more. President Angell's address bristled with suggestions of the dangers to which teachers are exposed—such as of indulging indolence, of getting into ruts, of growing arrogant and self-conceited, of becoming despondent or recluse—and then of the advantages of the profession, as furnishing stimulus to high personal development in mind and morals, and as enabling one to hold a ladder on which children may begin their climbing to infinite heights of learning and wisdom. Other papers and discussions, well worthy of attention, may be found in the numbers of the Indiana School Journal from February to May.

Before adjourning, the convention passed resolutions in favor of leaving the school system, now well established, to its natural and fair development, without hindrance from too frequent change in any line, and in favor of maintaining a public library within each school corporation, as vital to the growth of the highest intelligence among the people. Another, favoring steps towards a reform in spelling, awakened lively debate and was tabled by a small majority, many of the 213 members not voting on either side.—(Indiana School Journal.)

#### CHIEF STATE SCHOOL OFFICER.

Hon. JAMES H. SMART, *State superintendent of public instruction, Indianapolis.*

[Third term, 1879 to 1881.]

## IOWA.

## STATISTICAL SUMMARY.

	1876-77.	1877-78.	Increase.	Decrease.
<b>POPULATION AND ATTENDANCE.</b>				
Youth of school age (5-21) .....	567, 859	575, 474	7, 615	.....
Enrolled in public schools.....	421, 163	428, 362	7, 199	.....
Average attendance .....	251, 372	256, 913	5, 541	.....
<b>SCHOOL DISTRICTS AND SCHOOLS.</b>				
District townships.....	1, 086	1, 119	33	.....
Independent districts.....	3, 138	3, 117	.....	21
Subdistricts .....	7, 015	7, 266	251	.....
Ungraded schools.....	9, 948	10, 218	270	.....
Graded schools .....	476	.....	.....	.....
Rooms in graded schools .....	.....	2, 008	.....	.....
Average time of school in days .....	145. 4	146. 2	. 8	.....
Frame school-houses .....	9, 279	9, 596	317	.....
Brick school-houses.....	671	650	.....	21
Stone school-houses.....	257	244	.....	13
Log school-houses .....	89	76	.....	13
Whole number of school-houses .....	10, 296	10, 566	270	.....
Estimated value of these.....	\$9, 044, 973	\$9, 161, 701	\$116, 728	.....
Estimated value of apparatus.....	159, 216	173, 841	14, 625	.....
<b>TEACHERS AND THEIR PAY.</b>				
Teachers licensed in the year.....	17, 236	17, 835	599	.....
Employed in public schools.....	19, 866	20, 584	718	.....
Number of men teaching.....	7, 348	7, 561	213	.....
Number of women teaching .....	12, 518	13, 023	505	.....
Average monthly pay of men.....	\$34 88	\$33 98	.....	\$0 90
Average monthly pay of women.....	28 69	27 84	.....	85
<b>INCOME AND EXPENDITURE.</b>				
Whole receipts for public schools.....	\$5, 349, 029	\$4, 840, 856	.....	\$508, 173
Whole expenditure for them .....	5, 197, 426	4, 692, 538	.....	504, 888
<b>STATE SCHOOL FUND.</b>				
Amount of available school fund .....	\$3, 460 349	\$3, 468, 799	\$8, 450	.....

(From report of State Superintendent C. W. von Coelln for 1877 and advance sheets of biennial report of the same containing statistics for 1878. Income and expenditure in both years are from returns to the Bureau of Education, as is also the amount of available school fund.)

## STATE SCHOOL SYSTEM.

## OFFICERS.

For the State there is a State superintendent of public instruction; for the State university, a board of regents; for the State normal school, a board of directors.

For local school work there are: (1) A county superintendent of public instruction in each county; (2) a board of directors in each district township, and one with the same title in each independent district; (3) a subdirector in each subdistrict of a district township, the whole body of these forming the directors of the township; (4) a board of 6 high school trustees, with the county superintendent as member ex officio, in each county that may establish a county high school.

By a law of 1876, women were made eligible to any school office in the State, and several have served as school officers.

#### OTHER FEATURES OF THE SYSTEM.

The public schools are sustained from the interest of State school funds, county taxes not to exceed 3 mills nor fall below 1 mill on the dollar, and district taxes not to exceed 10 mills on the dollar in any year for a school-house fund, \$5 a pupil for contingent fund, and (including the State and county funds) \$15 a pupil for a teachers' fund, the pupils reckoned being all of school age residing in the district. The apportionment is made to districts on the basis of the number of persons of school age in each, and the schools are free to all such. In each subdistrict there must be taught at least one school for not less than 24 weeks of 5 days each in every year. The teachers of such schools must hold legal certificates of qualification and keep daily registers of the attendance and branches taught in order to receive their pay. Industrial exhibitions, to consist of useful articles made by pupils, are encouraged by a special law.

#### GENERAL CONDITION.

The preceding comparative summary of statistics shows a decided progress in school affairs during the year 1878, as far as such progress can be indicated by figures. As the reports of the State superintendent are biennial and this is the off year, there is little additional to these statistics from which to form an idea of the general condition of public school interests.

There was a considerable increase in school population and a nearly equal one in enrolment; the increase in daily average attendance, though somewhat less, was fairly proportionate to the increase in enrolment. There were more teachers employed and more licensed. There was an increase in the number of school-houses, in their value, and in the value of other school property. The only important items of decrease are those of teachers' pay and receipts and expenditures for public schools; and in the first named the reduction was slight, being only 90 cents in the average monthly pay of men and 85 cents in that of women.

#### CITY SCHOOL SYSTEMS.

##### OFFICERS.

Cities and towns which have become independent school districts elect boards of directors. These are 3 in number when the population of the city is under 500 and 6 when it is more. Each board chooses a president out of its own number; boards also select a secretary and treasurer, who, in the larger cities, are not members of the boards. Where graded or union schools have been established, boards of directors may select a superintendent to have general supervision of them.—(Iowa school laws, 1876.)

##### STATISTICS.

	Population.	School population.	Enrolment.	Average attendance.	Teachers.	Expenditure.
Burlington .....	a19,967	5,963	3,356	2,500	65	\$50,535
Council Bluffs .....	a9,287	2,128	1,545	929	28	30,080
Davenport.....	825,000	8,898	4,979	3,421	85	80,869
Dubuque.....	530,000	9,618	3,896	2,573	70	48,590
Keokuk.....	a11,841	5,657	2,509	.....	52	46,390
West Des Moines.....	a8,758	3,592	2,151	1,563	38	53,890

a Population of 1875.

b Estimated.

##### ADDITIONAL PARTICULARS.

Of the total enrolment in the *Burlington* public schools, 1,690 attended primary schools, 1,154 were in the grammar grade, and 236 in the high school. Statistics of the normal and evening schools are not given. The average annual salary of teachers in primary schools was \$406; in grammar schools, \$1,000 for men and \$406 for women. In the high school the principal received \$1,500; assistants, men \$1,100, women \$587.—(Return, 1878.)

The schools in *Council Bluffs* are classed as primary, grammar, and high; the first having 1,225 pupils; the second, 216; and the high, 104. Men teaching primary schools were paid \$500 annually, women \$469; men teaching grammar schools received \$750, women \$600; the principal of the high school and his male assistant received \$1,000 each, the woman assistant \$700.—(Return, 1878.)

At *Davenport*, primary, grammar, high, evening, and normal schools were in operation. Enrolment, primaries, 3,139; grammar, 1,327; high, 233; normal, 23; evening, 257. Length of session, 190 days. Number of teachers, 85, of whom there were three special, namely, in drawing, penmanship, and German.—(Return, 1878.)

The system in *Dubuque* comprises only primary, grammar, and high schools. In the first two grades there was an enrolment of 3,737; in the high school, 159. The pay of teachers ranges in primary schools from \$30 to \$40 a month; the principal of the high school receives \$1,500. The estimated attendance in private and parochial schools in 1878 was 1,700.—(Return, 1878.)

In *Keokuk* the schools are primary, grammar, and high. Enrolment in primary schools, 1,517; in grammar, 759; in high, 233. The pay of teachers in primary schools was \$475.

*West Des Moines* reports in primary schools, 1,408; in grammar, 505; and in high, 138. The salary of teachers in primary schools is \$575 a year; in grammar schools it is \$1,100 for men and \$618 for women; the principal of the high school is paid \$1,400 and his assistants \$700 each.

## TRAINING OF TEACHERS.

### NORMAL SCHOOLS.

The *State Normal School*, Cedar Falls, had an attendance during the year 1877-78 of 237 students, of whom only 89 had no experience in teaching. The school offers 3 courses of study: elementary, 2 years; didactic, 3, and scientific, 4. Certificates are given on the completion of the short course and diplomas for the full one. Tuition is free to teachers. Music, both vocal and instrumental, is taught, the instruction in vocal music being free.—(State report and normal school report.)

The *Eastern Iowa Normal School*, Grandview, a private institution, also presents 3 courses of study: (1) an elementary normal of 3 years; (2) an advanced normal and scientific of 2 (making 5 years in the full normal course); and (3) a business course of 2 years. Music, vocal and instrumental, is taught. This school was begun in 1874, and has grown steadily. Branch schools have been established at Letterville and Kossuth, where, it is said, facilities for instruction will be afforded equal to those at Grandview.—(Fourth annual catalogue.)

Information comes from a private source that a new normal school, under the auspices of the Evangelical Lutheran Synod of Iowa, was opened at Andrew, Jackson County, October 1, 1878. It does not appear, however, in the State list of institutions for that year.

### OTHER MEANS FOR NORMAL TRAINING.

In the *State university*, chair of didactics, Iowa City, the course of normal study covers 4 years. There were 21 enrolled in 1878, of whom 8 were women; 6 students graduated and engaged in teaching. After teaching two years successfully graduates receive diplomas and the degree of bachelor of didactics.—(Return.)

The *Iowa City Normal and Training School* is a summer school of 9 weeks' duration which enrolled 105 normal pupils in 1878. The full course comprises 3 summer terms.—(Circular.)

*Whittier College and Normal Institute*, Salem, comprises a normal department in its course of instruction and also provides summer normal institutes.—(Catalogue.)

There are also normal courses or departments connected with Algona, Amity, Cornell, Iowa, Norwegian Luther, Okaloosa, Parsons, Penn, and Tabor Colleges, and with Iowa Wesleyan and Upper Iowa Universities.

### TEACHERS' INSTITUTES.

The law provides that institutes shall be held annually in each county by the county superintendent. Of the 99 held in 1878, 40 continued in session four weeks; 31, three; 26, two; 1, five; and 1, six; the average being 3.19 weeks. The total attendance was 11,293, of whom 3,008 were men and 8,285 women.—(State report, 1878.)

## SECONDARY INSTRUCTION.

### PUBLIC HIGH SCHOOLS.

Provision is made in the law for the establishment of free county high schools in counties having a population of 2,000 inhabitants if a majority vote of the electors can be secured. Such schools are to be sustained by county taxes not to exceed in one year 5 mills on the dollar of taxable property, including expenses of building, or 2 mills when only teachers' wages and contingent expenses are to be provided for. Up to the close of 1878, however, that in Guthrie County, mentioned in the report for 1877, remained the only one.



A statistical table of graded schools in the State shows that with 73 graded there were 67 high schools in operation in 1877-78. In these there was an enrolment of 5,537 students, and in 66 an average attendance of 4,408. The teachers numbered 145, of whom 79 were men and 66 women.

## SUPERIOR INSTRUCTION.

### UNIVERSITIES AND COLLEGES.

The four departments of the State university are classed as collegiate, law, medical, and homœopathic medical; the collegiate embraces the classical, philosophical, and scientific courses, and apparently also the course in civil engineering. The educational corps of the collegiate department at the opening of the fall term of 1877 consisted of 16 professors and instructors. The students numbered 334, of whom 104 were women. Free tuition is given to two suitably recommended students from each county in the State and to all Iowa soldiers or soldiers' orphans.

The report of the president says that the experience of the institution has uniformly been favorable to the coeducation of the sexes; that their influence on each other in the acquisition of learning has been most beneficial as well as conducive to orderly habits. The presence of both sexes is considered "an invaluable feature" in restraining indecorum and an "incitement to every virtue." A decrease in the number of women students has occurred of late years, but this is ascribed to the fact that the accommodations for women in the university and in places for boarding are in some respects not equal to those for young men.

At a meeting of the regents in 1877 it was resolved to adopt the system of admitting to the freshman class on their diplomas and without further examination graduates of approved high schools. The plan was carried out as far as practicable in 1878.

All the 18 remaining colleges and universities send reports, either printed or written, for 1877 or 1878. All have preparatory departments or courses of 2 years and classical of 4; 15 have scientific courses, which in 10 cover 4 years; in 4, 3 years, and in 1, 1 year; and 1 adds a literary course of 4 years, while 4 have ladies' courses, 2 extending over the usual collegiate 4 years and 2 covering only 3 years. There are commercial or business courses in 6; English, in 4; normal, in 12; music, in 12; and fine arts, in 4.

For statistics, see Table IX of the appendix, and the summary of this in the report of the Commissioner preceding.

## SCIENTIFIC AND PROFESSIONAL INSTRUCTION.

### SCIENTIFIC.

The State Agricultural College, Ames, gives instruction in agriculture, mechanical and civil engineering, general science for women, and normal training. It offers besides a number of special courses. The full course of study covers 4 years. Tuition is free. Fifty-three of the 202 students attending in 1878 were women.

Scientific instruction is also given to some extent in 14 colleges and universities of the State which have courses in science, covering, in most cases, 4 years. The State university and Cornell College also provide departments of civil engineering. For statistics, see Table X of the appendix, and the summary of it in the report of the Commissioner preceding.

### PROFESSIONAL.

*Theological* courses of 3 years exist at Griswold College (Protestant Episcopal) and Oskaloosa College (Disciples). Central University (Baptist) and the Iowa Wesleyan University in connection with the German College, also provide theological instruction. In Simpson Centenary College (Methodist Episcopal) classes may be formed, if desired, in Hebrew and certain other subjects of special interest to such students as are looking forward to the ministry. The German Theological School of the Northwest, at Dubuque (Presbyterian), made report to the Presbyterian General Assembly of 3 professors or instructors and 25 students in its academic and theological departments, not separating these. Its course appears to be a good one.—(Catalogues and returns, 1878.) For statistics, see Table XI of the appendix, and the summary of this in the report of the Commissioner preceding.

*Legal* studies are prosecuted in the law department of the State university, the Iowa College of Law (which is a department of Simpson Centenary College), and the law department of the Iowa Wesleyan University. In the two first named the course of study covers one year and no examination was required for admission in 1878. In respect to the other the report gives no information on these points.—(Catalogues and returns.) For statistics, see Table XI of the appendix, and the summary of this in the report of the Commissioner preceding.

*Medical* training is given by the College of Physicians and Surgeons, Keokuk, and the medical department of the State university, Iowa City. Both have 3 years' graded

courses of instruction in medicine, the third year of which is in each case optional. In the medical school of the State university both sexes are admitted on equal terms and afforded the same facilities for medical instruction.

A homœopathic medical department has been established in connection with the State university, opening in the fall of 1877 with a class of 14.

For statistics of medical schools reporting, see Table XIII of the appendix, and the summary of it in the report of the Commissioner preceding.

### SPECIAL INSTRUCTION.

#### EDUCATION OF THE DEAF AND DUMB.

The Iowa Institution for the Deaf and Dumb, Council Bluffs, had an attendance in 1878 of 143, of whom 81 were males and 62 females. The common English branches are taught, also such employments as shoe, broom, and cabinet making, farm and garden work, sewing, and domestic duties.—(Return, 1878.) For full statistics, see Table XVII of the appendix, and the summary of this in the report of the Commissioner preceding.

#### EDUCATION OF THE BLIND.

In the Iowa College for the Blind, at Vinton, the literary course of instruction embraces, besides elementary school studies, rhetoric, logic, moral and mental philosophy, English and American literature, modern history, botany, geology, algebra, astronomy, geometry, trigonometry, and chemistry. In the musical department, special attention is given to vocal, piano, and organ instruction, voice culture, and harmony. The employments taught are broom, mattress, and basket making, cane seating, sewing, knitting, crocheting, and beadwork.—(Return, 1878, and report, 1877.) For statistics, see Table XVIII of the appendix, and the summary of it in the report of the Commissioner preceding.

#### TRAINING OF THE FEEBLE-MINDED.

The State Asylum for Feeble-Minded Children, Glenwood, gives its inmates instruction in the elementary English branches, in singing, in distinguishing colors, in the simpler Kindergarten methods, calisthenics, &c. There were 130 under instruction in 1878, of whom 70 were males and 60 females.—(Return.) For full statistics, see Table XXI of the appendix, and the summary of it in the report of the Commissioner preceding.

### EDUCATIONAL ASSOCIATIONS.

#### IOWA STATE TEACHERS' ASSOCIATION.

The twenty-third annual meeting of the Iowa State Teachers' Association was held at Marshalltown, commencing with a banquet December 25, 1878. President Sabin's inaugural address, delivered the following day, December 26, was devoted principally to the subject of moral training in the schools. It was referred to a committee of two, for consideration and report. Papers were read and discussed on "The educational value of drawing in our public schools" and "The reciprocal relations of our public schools and the State and General Government." In the evening, Superintendent W. T. Harris, of St. Louis, gave an address on "The theory and art of education." Other topics presented during the meeting were "The education of the people in educational matters," "The adjustment of schools and studies," "The wants of our country schools," "The educational value of Greek, Latin, and the sciences," "Our surroundings," "Normal institutes," and "What the public have a right to expect of our public schools," the last being by President Pickard, of the Iowa State university.

Among the resolutions adopted was one pledging the best endeavors of members to secure the introduction of industrial drawing as a regular study in the public schools; also one approving the action of the American Philological Association in asking Congress to create a commission to examine into the desirability of reform in English spelling.—(Educational Weekly.)

#### ASSOCIATION OF CITY SUPERINTENDENTS AND PRINCIPALS.

The association of city superintendents and principals met in the chapel of the State university, at Iowa City, June 25, continuing in session four days. President Sabin, president of this as well as of the State association, Hon. C. W. von Coelln, State superintendent of public instruction, and Hon. J. L. Pickard, president of the State university, besides many other prominent educators, were present and took part in the proceedings.

The principal topics discussed were "Examination of schools" (including plans of examination, how to test pupils' advancement and teachers' work), "How many studies should pupils pursue at one time?" "The practical side of school supervision," "The natural system of teaching the ancient and modern languages," "Industrial educa-

tion," "The problem of a reasonable education," and "The importance of creating public sentiment through the press in favor of the public schools."

Among the resolutions adopted was one expressing the belief that in the higher grades the best interests of the pupils require as a rule the simultaneous pursuit of not more than three solid studies, and another as follows: "That authority and responsibility should be coextensive; and that unless the superintendent or principal has a voice in the selection of teachers he cannot justly be held responsible for the complete success of the schools."—(Iowa Normal Monthly, August, 1878.)

#### COUNTY SUPERINTENDENTS' CONVENTIONS.

The county superintendents of Iowa met in convention at Iowa City, July 2-4, 1878, and at Marshalltown, December 25, 1878.

As most of the county superintendents had recently attended the various district conventions of the State, only 22 responded to the call of the State superintendent to attend the July meeting. There was a free exchange of views, in which nearly all took part, and the meetings were exceptionally interesting. Various questions of school law were discussed; also, primary school work, annual reports, and the examination question.—(Iowa Normal Monthly.)

The session in December was held in connection with that of the State Association and had a somewhat larger attendance than that which met in July, over thirty superintendents being present. Questions of school law were discussed by the State superintendent and others, the matter of revoking or withholding certificates and annual reports of district secretaries and treasurers being mentioned. Two papers were read on "The duties of county superintendents in the school room," and the subject was afterward generally discussed.—(Iowa Normal Monthly.)

#### STATE NORMAL INSTITUTE.

A State normal institute was held at Iowa City, July 1-4, 1878, in connection with the other educational conventions. Several addresses were delivered, but the principal exercises were practical examples in teaching the various branches; these were given by the teachers present, two of whom were women.—(Iowa Normal Monthly.)

#### OBITUARY RECORD.

##### REV. GEORGE THACHER, D. D.

Rev. George Thacher, D. D., late president of the State university, died December 27, at his residence in Hartford, Conn. Dr. Thacher graduated at Yale College in the class of 1840, and was a brother of Thomas Thacher of that institution. After his graduation he served for some time in the ministry, and was called to the presidency of the State university in 1871. He held this responsible position about six years and then resigned on account of declining health.—(Iowa Normal Monthly.)

#### CHIEF STATE SCHOOL OFFICER.

Hon. C. W. VON CORLLY, *State superintendent of public instruction, Des Moines.*

[Second term, 1878-1880.]

## KANSAS.

## STATISTICAL SUMMARY.

	1876-'77.	1877-'78.	Increase.	Decrease.
<b>POPULATION AND ATTENDANCE.</b>				
Youth of school age (5-21).....	232, 874	266, 575	33, 701	.....
Enrolled in public schools.....	158, 075	177, 806	19, 731	.....
Average daily attendance.....	94, 009	106, 932	12, 923	.....
<b>SCHOOL DISTRICTS AND SCHOOLS.</b>				
Number of school districts.....	4, 865	5, 136	271	.....
Number reporting.....	4, 536	5, 002	466	.....
Number with graded course of study.....	.....	681	.....	.....
Number with uniform text books.....	.....	1, 731	.....	.....
Number owning the text books.....	.....	568	.....	.....
Number with 3 months' school or more.....	.....	4, 584	.....	.....
Number of log school-houses.....	287	246	.....	41
Number of frame school-houses.....	3, 112	3, 475	363	.....
Number of brick school-houses.....	142	157	15	.....
Number of stone school-houses.....	616	642	26	.....
Whole number of all kinds.....	4, 157	4, 520	363	.....
Number built during the year.....	246	354	108	.....
Cost of these.....	\$191, 219	\$240, 403	\$49, 184	.....
Valuation of all school property.....	4, 277, 094	4, 527, 227	250, 133	.....
Average time of school in days.....	108	113	5	.....
<b>TEACHERS AND THEIR PAY.</b>				
Teachers of the A grade in public schools.....	345	458	113	.....
Teachers of grade one (one year).....	2, 136	2, 402	266	.....
Teachers of grade two (six months) ..	3, 582	3, 499	.....	83
Men teaching.....	2, 784	2, 861	77	.....
Women teaching.....	3, 279	3, 498	219	.....
Whole number.....	6, 063	6, 359	296	.....
Average monthly pay of men.....	\$32 12	\$33 68	\$1 56	.....
Average monthly pay of women ..	25 85	27 10	1 25	.....
<b>INCOME AND EXPENDITURE.</b>				
Whole receipts for public schools.....	\$1, 597, 391	\$1, 803, 303	\$205, 912	.....
Whole expenditure for them.....	1, 394, 188	1, 541, 417	147, 229	.....
<b>STATE SCHOOL FUND.</b>				
Amount of permanent available fund.....	\$2, 036, 000	\$2, 288, 391	\$252, 391	.....
Estimated eventual amount.....	10, 000, 000	10, 000, 000	.....	.....
<b>PRIVATE SCHOOL STATISTICS.</b>				
Number of private schools reported... ..	201	200	.....	1
Number of teachers in them.....	219	205	.....	14
Whole attendance.....	4, 421	4, 769	348	.....

(From report of Hon. Allen B. Lemmon, State superintendent of public instruction, for the two years named. The item relating to the State school fund is from a written return to the Commissioner of Education. The figures here presented for 1877 vary at several points from those given in the report of the Commissioner for 1877, from the fact that fuller reports from county superintendents were received after the return was sent.)

## STATE SCHOOL SYSTEM.

## OFFICERS.

The State intrusts the general supervision of common school interests to a State superintendent of public instruction, chosen by the people biennially at the general election of State officers. In examining teachers for State diplomas and certificates he has the assistance of a State board of education, in which the heads of the university, agricultural college, and State normal schools are associated with him. In managing and investing the State school funds he has the aid of the secretary of state and attorney general.

Counties elect biennially a county superintendent of public instruction, with whom 2 persons appointed by the county supervisors act as examiners of teachers for the public schools.

School districts elect each year for themselves one member of a board of 3, to hold office for 3 years and look after the interests of the district public schools.

For officers in cities, see City School Systems following.

## OTHER FEATURES OF THE SYSTEM.

The means to support the public schools are derived from the interest on a permanent State school fund and from taxes levied for this purpose by the State and the school districts—the former of one mill on the dollar, the latter not to exceed 1 per cent. each for buildings and teachers' wages. The basis for the apportionment of the State fund and tax is the number of children in a district from 5 to 21 years old reported by the district clerk, and the condition of the apportionment is that a common school shall have been maintained in the district for at least 3 months of the preceding year. In consideration of this apportionment, due report of the school must be regularly made to the State through the proper officers, and all children of school age residing in the district must be admitted free under such regulations as the district board may prescribe. Violation of this last condition is visited with a heavy penalty. Besides thus opening her schools to all the children, the State endeavors, through a compulsory school law, to secure the benefits of elementary training for every child from 8 to 14; those in charge of such children are required to send them to a public or private school taught by a competent instructor, for at least 12 weeks in each year (6 of these weeks to be consecutive), unless excused by the school authorities or taught at home. The branches of study required to be taught are spelling, reading, writing, English grammar, geography, and arithmetic, with such others as may be determined by the district board. High schools and graded schools are provided for, and form a link between the lower schools and a State university. Bible reading in the schools is allowed, but sectarian teaching is prohibited. A district uniformity of text books is required, and libraries for district use may be established and maintained by an annual tax of half a mill to two mills on the dollar. The books for such libraries are limited to works on history, biography, science, and travels. Teachers in public schools must all be licensed, and must keep a register of the attendance, deportment, and recitations of each scholar, as the basis of a final report to the district clerk, on penalty of losing the last month's pay. Women may vote at school meetings and in some cases have been permitted to hold school offices.

## GENERAL CONDITION.

The great influx of population during 1877 and 1878 has contributed much to increase the school census and the enrolment in the public schools. Abundant crops and the prosperity they brought, too, enabled the people to do more than ever before for the extension of educational advantages. But while the advance in both years was very great, the tide of progress flowed with especial strength in 1878, the children of school age increasing by 33,701 against 19,897 in the previous year; the enrolment of them in the State schools by 19,731 against 10,861; and the average daily attendance by 12,923 against 4,113. The accommodations for this increase, too, were fairly proportionate: 41 new school-houses of brick or stone replaced 41 old log ones, of course with larger rooms and better seating; while 363 more frame ones, supposing an average of 40 seats to each, afforded room for 14,520 more scholars. The teachers not only increased 296 in number but they also improved in quality, 83 fewer appearing with low grade certificates and 397 more with the two higher grades. This improvement in the teachers appears to be largely due to the stimulating influence of county normal institutes, which, instituted in 1877 and held in 60 counties of the State in that year, were held in 63 counties in 1878. In these institutes, besides drill in the branches of school study, there has been instruction in right methods of teaching and discipline; the errors of inexperience have been pointed out; mistakes have been corrected; an esprit de corps has been awakened; and, in the judgment of the State superintendent, the teachers have been made stronger and better by reason of their attendance on the

sessions. These were of 4 weeks in most counties, of 5 to 8 weeks in a very few. It is proposed to make teachers at future sessions pursue a graded course of study extending through a series of years, with examinations at the close of each year's studies and certificates of steadily ascending grade to such as pass the examinations. A sketch of such a course for two years is published at the conclusion of the report and a summary of topics for a third year is also given.

#### TOPICS TREATED IN THE REPORT.

Besides the information previously referred to, the report of State Superintendent Lemmon for 1876-77 and 1877-78 contains the following:

1. An account of the beginning of the county normal institutes, of the instructions issued to those who should conduct them, and of the beneficial results already secured.

2. A like account of the work of the State board of education in the examination of candidates for the State life diploma and the three and five year State certificates to be given to teachers of high character and qualifications.

3. A statement as to exhibitions of school work. These were made, at the suggestion of the superintendent, one before the State Teachers' Association at its meeting in 1878, another at the Paris Universal Exposition of that year. Both appear to have been at once stimulating and creditable to the schools.

4. A report of the condition of the State school fund, which is shown to be so steadily increasing that means for the safe investment of it on remunerative terms have to be carefully and continually sought. In this connection, reference is made to a recent large accession of 265,000 acres of school lands from the United States in place of sixteenth and thirty-sixth sections in Indian reservations. This ought to add at least another million of dollars to a fund which is expected to reach, with due husbanding, \$10,000,000.

5. A historical sketch of the State school system, originally prepared by Superintendent Lemmon for the United States Commissioner of Education and published in his report for 1876.

6. An article on the improvement of school grounds, containing suggestions that the elements of gardening be taught in the State schools and that in each one a day be annually set apart for planting trees about the school-house and improving and beautifying the now too often neglected grounds.

7. Following a defence of the present plan of having State institutions of learning, such as a university, agricultural college, and normal schools, we have a sketch of a good State school system, in which a township, with schools under the control of a board elected by the people, should be the territorial unit for school purposes; in which, too, at least half the revenues for the support of schools should come from the State fund and a State tax and the remainder from a township tax to be voted by the people; in which the State superintendency should be divorced from politics and the county superintendents be chosen by conventions of school officers for terms of at least three years; and in which the standard of qualification for teachers and the system for the examination of them should be uniform throughout the State.

8. One interesting feature of the report is a series of county maps, accompanying the county reports, showing not only the water ways and railroads but also the divisions of the townships and the situation of the schools. The table appended to each map gives the statistics of the county schools from the organization of the State to 1878, forming thus a statistical history of every school year. And as the concluding part of the report contains detailed accounts of the chief State educational institutions, whether under the State or under denominational control, it has thus a rare completeness.

#### KINDERGÄRTEN.

So far as known to this Bureau, no school of this class existed in Kansas in 1878.

#### CITY SCHOOL SYSTEMS.

##### OFFICERS.

The general law for cities of the first class (i. e., cities with more than 15,000 inhabitants) requires the election of a board of education consisting of 3 members from each ward, one of whom, after the first election, must be chosen annually. In cities of the second class (i. e., with from 2,000 to 15,000 inhabitants), the board is to consist of 2 members from each ward, one of them, after the first election, to be chosen annually. Each city board is given sole control of the schools and school property of the city, and may delegate its supervisory duties to a superintendent chosen by it, who holds office during its pleasure.—(School laws.)

## STATISTICS. a

Cities.	Estimated population.	Youth of school age.	Public school enrolment.	Average attendance.	Teachers.	Expenditures.
Atchison.....	13,600	3,414	1,848	1,080	21	\$10,840
Lawrence.....	9,500	2,808	1,615	1,094	25	29,588
Leavenworth.....	22,000	5,672	2,887	1,834	39	42,253
Topeka.....	8,000	2,816	1,886	1,091	27	18,087

a For the sake of uniformity in standard, the above statistics, except for population, are taken from Table XIII of the State report.

b For instruction only; the total expenditure for school purposes is not given.

## ADDITIONAL PARTICULARS.

*Atchison* maintained schools in 1877-78 for 10 months, at an average cost for tuition, based on average attendance, of only \$9.58. The value of the school property was reported to be \$60,840.—(State report, 1878.)

*Lawrence*, the only city that sends a full printed report of her schools for 1878, held them for 8.2 months, at a cost of \$12.49 for each pupil in average attendance. Value of school property, \$95,000. The schools are classed as primary, grammar, and high; the primary including 5 grades; the grammar, 2; the high, 3. The studies of each grade occupy a year. Instruction in music was given during a part of 1877-78 by a teacher specially employed for that purpose. Institute meetings to improve the teachers were held every other Saturday. Owing to lack of funds, the number of teachers was reduced and the schools were divided into two sections, one to attend in the morning and the other in the afternoon.—(State report and report of Supt. W. A. Boles.)

*Leavenworth* in 1877-78 maintained schools for 9 months, at a cost of \$9.02 for each pupil in average attendance, and rated her school property in that year at \$170,000.

*Topeka* taught her schools for 8.2 months, at an average of \$12.82 for each pupil in average attendance, placing the value of her school property at \$100,000.

## TRAINING OF TEACHERS.

## STATE NORMAL SCHOOL.

The suspension of the normal schools at Concordia and Leavenworth in 1876, noted in the Report of the Commissioner of Education, continued during 1877 and 1878, from the want of legislative appropriation for their support. The school at Emporia, however, which was continued by the principal and teachers on the basis of tuition fees when the appropriation gave out, worked on through both those years, notwithstanding that a trusted agent embezzled more than \$9,000 of its land funds in 1877, and that considerable damage was done to its buildings by a tornado, April 13, 1878. The enrolment for 1877-78 reached 234, all normal students except 34, and the work done is reported to have been excellent. But on the night of October 26, 1878, the two principal buildings were lost by a fire the origin of which was attributed to the spontaneous combustion of bituminous coal stored in the cellar. As the students wished to remain and the city council voted \$1,000 to fit the boarding halls for school use during the remainder of the school year, the president and faculty determined to go on, hoping that the State would eventually come to their aid.

## OTHER NORMAL TRAINING.

At the *University of Kansas*, Lawrence, there are 3 higher normal courses: one in ordinary English branches; another embracing the German language, English language and literature, and mental and moral as well as natural science; the third including Latin, with scientific and English studies. Each of these courses is of 3 years. All include instruction in the theory, science, and practice of teaching. In the catalogue for 1877-78 there appeared 12 students in these courses; in that for 1878-79 there were 23.

At the *Kansas Normal School and Business Institute*, Paola, under the charge of Ex-President Wherrell, formerly of the Leavenworth State Normal School, 150 students, all classed as normal, were under instruction for the fall term of 1878. This instruction, according to Professor Wherrell, was on the same plan as that given at Leavenworth. There are 3 departments of study, a preparatory, a scientific, and a classical, each of a year.

At *Baker University*, Baldwin, at the beginning of each college year a normal class is organized of such students as desire to prepare for teaching. The number of students in this class in 1877-78 is not given.

At *Lane University*, Leocompton, the catalogue for 1878 shows a teachers' course of 2 years, but does not indicate whether there were any students in it.

## TEACHERS' INSTITUTES.

Under the law of 1877 already mentioned, county superintendents must hold annually in their respective counties, for a term of not less than 4 weeks, a normal institute for the instruction of teachers and those desiring to teach; provided that in sparsely settled sections of the State 2 or more counties may unite in holding one such institute. The means for sustaining these institutes are derived from fees of \$1 to be paid by each candidate for a teacher's certificate and a registration fee of \$1 from each member of the institute. If necessary, the county commissioners of any county may appropriate for the further support of the institute a sum not to exceed \$100 in any one year. In any case where the registration reaches 50 members, the State makes an allowance of \$50. These institutes are meant to be temporary normal schools, informing teachers more fully as to the branches they are employed to teach and giving them some drill in the science and art of teaching. If not made to supersede the fuller and more methodical instruction of good normal schools, they must be very useful.

## EDUCATIONAL JOURNALS.

Except the Kansas Collegiate and the University Courier, published by students of the University of Kansas, and The Industrialist, published weekly by the printing department of the Kansas State Agricultural College, no journal dealing specially with educational topics is known to this Bureau as having existed in Kansas during 1878. One meant to be promotive of the general interests of education in the State was projected at Lawrence for 1879, to be entitled Our Schools, and to begin with the year 1879.

## SECONDARY INSTRUCTION.

## PUBLIC HIGH SCHOOLS.

About 60 high schools or higher departments of graded schools are reported in the State in 1878. As in 1877, however, only 5 appear on the list of those approved by the University of Kansas as having courses, English, scientific, or classical, which would entitle them to send students to its classes. Four of these 5 were reported last year, viz, those at Atchison, Emporia, Lawrence, and Leavenworth. The school at Winchester was dropped from the list and that at Junction City added.

Ninety-nine cities are given in Table XIII of the State report as having graded schools, but no indication is given of the number that have high school departments or of the number of students enrolled in these.

## OTHER SECONDARY SCHOOLS.

For statistics of business colleges, private academic schools, and preparatory departments of colleges, see Tables IV, VI, and IX of the appendix following; for summaries of them, see the report of the Commissioner preceding.

## SUPERIOR INSTRUCTION.

## UNIVERSITIES AND COLLEGES.

Owing to the absence of suitable preparatory schools throughout the State, the University of Kansas still retains its preparatory department, with classical, scientific, and modern literature courses of 3 years each, leading to corresponding collegiate courses. In the autumn of 1878 a law department was added. The collegiate courses for 1878-79 comprised a classical and a modern literature course, each leading to the degree of B. A.; a general scientific course, and 3 special ones—in chemistry, in natural history, and in civil and topographical engineering—each of the 4 leading to the degree of S. B. The university is, of course, unsectarian, and, in common with the other universities and colleges of the State, except the Roman Catholic, admits women.—(Catalogues for 1877-78 and 1878-79.)

The other universities and colleges are Baker, Highland, and Lane Universities, and St. Benedict's St. Mary's, and Washburn Colleges, the location, denominational connection, and statistics of all which may be found in Table IX of the appendix following. Ottawa University, which suspended collegiate exercises in 1874, continuing its academic preparatory department only, revived its collegiate department in the autumn of 1878. All the colleges in the State have classical courses substantially of 4 years, and scientific courses of the same period, except Baker University and St. Mary's College, where the scientific course covered only 3 in 1878, and St. Benedict's, where there is no indication of any scientific course. Baker University and St. Benedict's, St. Mary's, and Washburn Colleges had commercial courses also in 1878. Music also was taught at Baker, Highland, St. Benedict's, University of Kansas, St. Mary's, and Washburn.—(Catalogues and returns.)



## INSTITUTION FOR THE SUPERIOR INSTRUCTION OF YOUNG WOMEN.

The College of the Sisters of Bethany, at Topeka (Protestant Episcopal), appears to have been in 1878, as in preceding years, the only institution in the State devoted wholly to the collegiate education of young women. Its collegiate course in that year, however, reached only to three years. The collegiate students for 1877-'78 numbered 33; preparatory, 31; primary, 16.—(State report.)

## SCIENTIFIC AND PROFESSIONAL INSTRUCTION.

## SCIENTIFIC.

The *State Agricultural College*, at Manhattan, in 1878, compressed its six-year course of study into four years, thus adapting it, as was thought, more directly to the wants of the industrial classes for whose benefit it was instituted. The attendance was 228 during the calendar year 1877 and 238 during the following year. The young women present in 1877 numbered 78; in 1878, 69. The students of 1877 were from 45 counties of the State, those of 1878 from 51 counties; showing a more general appreciation of the advantages afforded and a more extensive distribution of the benefits of these advantages than is common with such institutions. The report for the two years indicates very thorough work on the part of professors and instructors and an honest effort to do the utmost possible for those committed to their care.—(Biennial report for 1877 and 1878.)

Besides the practical scientific instruction given in the State College, there are scientific courses of four years each in the State university, in Highland and Lane Universities, and in Washburn College, and courses of three years in Baker University and St. Mary's College, this last indicated by a return from the college, though it does not appear in its catalogue.—(Catalogues and returns for 1877-'78 and 1878-'79.)

## PROFESSIONAL.

*Theological* instruction is given to some extent in connection with the collegiate course of Baker University, at Baldwin City (Methodist Episcopal), and more systematically in the Kansas Theological School, Topeka (Protestant Episcopal). The number of students attending on such instruction at the former is not given. In the latter there were only two for 1877-'78, but these had the undivided attention and supervision of the one resident professor. The course of study in the Topeka school covers three years, and includes systematic theology, Hebrew, the Greek of the New Testament, and the rules of scriptural interpretation. In order to be admitted, students who are not graduates of colleges must have at least a good academic education, including a knowledge of Latin and Greek.—(Return for 1878.)

*Legal* instruction is now given in the law department of the University of Kansas, which was opened November 6, 1878, with a course of study intended to cover two annual terms of 7 months each. For the first term, 13 students entered.—(University catalogue for 1878-'79.)

## SPECIAL INSTRUCTION.

## EDUCATION OF THE DEAF AND DUMB.

The first biennial report of the Kansas Institution for the Education of the Deaf and Dumb, at Olathe, covers the nineteen months from November 30, 1876, to June 30, 1878. The number of pupils reported for the year is 109; of instructors, 5. The branches taught are those of the common schools, the sign language being used in teaching and ordinary intercourse. Articulate speech has been so far tested by the president as to induce an earnest recommendation that means for the employment of a special teacher to instruct in it may be given. The occupations taught were printing, shoemaking, and cabinet making for the boys, and housework and needle-work for the girls; farming and gardening were also taught to a limited extent.

## EDUCATION OF THE BLIND.

The biennial report of the Kansas Institution for the Education of the Blind, Wyandotte, shows an average of 42 pupils in the term ending June 7, 1877, and of 41 for that ending June 7, 1878, total attendance for the latter period being 45; graduates, 2 in 1877, 1 in 1878; instructors, 5, besides the superintendent and matron. The school studies pursued are reading in Boston type and in New York point, writing in New York point and with grooved cards, arithmetic, United States history, geography, grammar, modern history, spelling, elocution, literature, geology, entomology, and algebra. The progress in these studies is said to have been greater during the term of 1877-'78 than in any preceding one, an improvement attributed to the free use of the New York point tablet in class exercises, which enabled the pupils to sketch in full or in outline the subject matter given by the teacher, instead of depending on memory alone. In the

industrial department the boys are taught broom and brush making, and the girls the making of palm leaf hats. The plan of stimulating the pupils by compensating them for their labor has been tried here with great success. Basket making is to be added to the trades taught.

### EDUCATIONAL CONVENTION.

#### STATE ASSOCIATION.

Of the meeting of this body in 1878 the only information which has reached the Bureau of Education is contained in a programme sent in advance and in a brief note from Superintendent Lemmon, stating that there was a large attendance. According to the programme, the annual address was to be by Superintendent Lemmon, the president for the year, on the evening of Monday, June 24, at Atchison. The subject of the address is not indicated. The subjects for the two succeeding days were arranged as follows:

On Tuesday, June 25, "Course of study for common schools," by H. C. Speer, of Junction City; "Literary exercises in district schools," by Supt. R. C. Story, of Winfield; "Shoddy and reform in the school room," by Edwin Philbrook, of Blue Rapids; "Qualifications and certificates of common school teachers," by Miss M. A. Highley, superintendent of Labette County; "Music as taught in the Topeka schools," by Messrs. E. M. Foote and J. S. Slie, of Topeka; "Organization and grading of county normal institutes," by William Wheeler, of Ottawa, and another paper on these institutes, by Supt. J. M. Greenwood, of Kansas City, with a lecture in the evening on "Kansas," by President Anderson, of the State Agricultural College.

On Wednesday, June 26, came "Graded schools," by C. C. Hutchinson, of Fort Scott; "School legislation," by President H. M. Greene, of Lane University; "Historical value of linguistic study," by Prof. D. H. Robinson, of the State university, and a paper on "Knowledge—how to acquire and how to impart it," by J. C. Hubbard, of Seneca; "The place and value of denominational schools in the educational system of a State," by President P. McVicar, of Washburn College, and "The duty of the State to provide higher education," by Prof. J. H. Canfield, of the State university, with reports of committees and usual business. In the evening, Governor Anthony was to deliver an address on "Government and education."

To secure intelligent discussion of the subjects thus announced that called for any such discussion, five persons were designated in advance for each subject, so that, instead of the discursiveness of merely off-hand utterances, there might be had the fruit of deliberate preparatory thought and study.

### OBITUARY RECORD.

#### HON. JOHN FRASER.

Professor Fraser was born at Cromarty, Scotland, March 22, 1827; studied at the universities of Edinburgh and Aberdeen, graduating from the latter in 1844 with the highest honors. He soon went as a teacher to Bermuda, W. I., but on account of the climate came to America, where, after passing through some trying ordeals, he obtained a place as principal of an academy in Fayette County, Pa. In 1855 he was appointed professor of mathematics and astronomy at Jefferson College, Pa., resigning to enter the army. After the war he accepted the presidency of the Pennsylvania State Agricultural College. In 1868 he became chancellor of the University of Kansas, from that time till 1874 making it his whole aim to build up the institution, in which object he succeeded admirably. Elected State superintendent of public instruction of Kansas in 1875, at the close of his term he returned to Pennsylvania, where he became professor of political economy, civil government, and international law in the Western University of Pennsylvania. He died suddenly at Allegheny City on June 4, 1878.—(Report of the superintendent of public instruction of Kansas for 1877-78.)

### CHIEF STATE SCHOOL OFFICER.

Hon. ALLEN B. LEMMON, *State superintendent of public instruction, Topeka.*

[Second term, 1879-1881.]

**KENTUCKY.**  
**STATISTICAL SUMMARY.**

	1875-76.	1876-77. <sup>1</sup>	Increase.	Decrease.
<b>POPULATION AND ATTENDANCE.</b>				
Youth of school age (6-20), white.....	448, 142	459, 395	11, 253	.....
Youth of school age (6-16), colored.....	50, 602	53, 126	2, 524	.....
Whole number of school age.....	498, 744	512, 521	13, 777	.....
Enrolled in public schools <i>a</i> .....	228, 000	208, 500	.....	.....
Colored enrolment <i>a</i> .....	.....	19, 107	.....	.....
Average attendance.....	156, 000	125, 000	.....	17, 607
Average attendance (colored).....	.....	13, 393	.....	.....
Pupils in private schools.....	.....	35, 000	.....	.....
<b>SCHOOL DISTRICTS AND SCHOOLS.</b>				
School districts not in cities (white).....	.....	5, 836	.....	.....
School districts (colored).....	.....	620	.....	.....
School-houses for colored pupils.....	.....	287	.....	.....
New school-houses built.....	112	53	.....	59
Private schools.....	700	700	.....	.....
Academies.....	75	75	.....	.....
Colleges.....	25	25	.....	.....
<b>TEACHERS AND THEIR PAY.</b>				
Men teaching.....	4, 020	4, 000	.....	20
Women teaching.....	1, 610	2, 000	390	.....
Colored men teaching.....	.....	331	.....	.....
Colored women teaching.....	.....	199	.....	.....
Average monthly pay of men.....	.....	\$40	.....	.....
Average monthly pay of women.....	.....	35	.....	.....
<b>INCOME AND EXPENDITURE.</b>				
Whole income for public schools.....	\$1, 513, 789	\$1, 827, 575	\$313, 786	.....
Whole expenditure for public schools.....	1, 491, 000	1, 130, 000	.....	.....
<b>SCHOOL FUND AND SCHOOL PROPERTY.</b>				
Permanent school fund.....	\$1, 600, 000	\$1, 600, 000	.....	.....
Estimated value of school property....	1, 970, 000	2, 300, 000	\$330, 000	.....

<sup>a</sup> The total enrolment for 1876-77 is probably to be obtained by including the colored enrolment, here given separately, which would leave a decrease of 393 on the (estimated) enrolment of the year before.

(No statistics for 1878 having been reported by the State superintendent, the above comparative summary for the years 1875-76 and 1876-77 is the latest that can be given.)

**STATE SCHOOL SYSTEM.**

**OFFICERS.**

For the State, a superintendent of education chosen by the people every fourth year, a State board of education, and a State board of examiners.  
For counties, a commissioner of common schools and a county board of examiners.  
For districts there is again, under a law of 1878, a board of trustees of 3 members, one going out of office each year.

## OTHER FEATURES OF THE SYSTEM.

The schools are sustained by the income of the common school fund, with an annual tax of 20 cents on each \$100 of property valuation in the State, and fines and forfeitures set apart by law for the purpose. A special tax not exceeding 25 cents on the \$100 of taxable property may be levied if so decided by a vote of the white qualified voters in the district. When clearly stated in the notice for the meeting, the tax may be voted for 5 successive years. Qualified voters include widows who have children within the school age or who own taxable property. Cities and towns may levy a special tax not exceeding 30 cents on \$100 of valuation for the purpose of sustaining graded schools.

The free common schools embrace only two departments, primary and elementary. Intermediate and high school departments, in which tuition can be charged, may be added, provided the teaching of such branches shall not interfere with the thorough instruction of pupils in the common school departments. Every district having 40 or more children must have a free school taught in the common branches for 5 months in the year.

Teachers must have certificates from the State or county board of examiners. When no qualified teacher can be secured, a board of examiners may license a person to teach for one term in a particular district.— (State report, 1878.)

## GENERAL CONDITION.

Superintendent Henderson reports as evidences of progress during the year 1877-78 that a better organization of the schools had been secured and a more thorough system introduced into the administration; that teachers had higher grades of certificates and were better acquainted with modern methods; that increased interest was manifested in many districts by the levy of the local tax or by voluntary subscriptions; that about two hundred and fifty new school-houses were built, most of them upon approved plans, while many old ones were repaired or refurnished; that teachers' institutes were well attended; and that the press gave a large share of its attention to the subject of common schools.— (Report of Superintendent Henderson, 1877-78.)

"The colored school system," says the superintendent, "is making remarkable progress." Nearly every district reported had a school taught for the statutory term and many exceeded it. Several institutes for colored teachers were held, and a State Colored Teachers' Association was to be held for the second time at Danville.

An effort was made to divert from the colored schools their prospective share of such moneys as might be appropriated by Congress from the sales of public lands, by proposing to apply such funds to the support of a State university, but through the efforts of Superintendent Henderson the measure failed. It was determined that only two-eighths of such funds should be given to a university and three-eighths to the support of white and colored schools.— (Report.)

## KINDERGÄRTEN.

For full information respecting this class of schools, see Table V of the appendix following, and the summary in the report of the Commissioner preceding.

## CITY SCHOOL SYSTEMS.

## OFFICERS.

These consist of boards of trustees of different numbers and terms in different cities, generally with city superintendents. In Louisville, besides a board of trustees of 2 members from each ward, there is a board of examiners for teachers composed of the city superintendent and 6 or more professional teachers chosen by the committee on examination and course of study. Like boards exist also in other cities.

## STATISTICS.

Cities.	Estimated population.	Youth of school age.	Enrolment.	Average attendance.	Teachers.	Expenditure.
Covington .....	28, 574	10, 055	8, 505	2, 480	61	\$470, 800
Lexington .....	22, 700	5, 909	1, 772	1, 187	27	18, 120
Louisville .....	155, 000	42, 401	19, 292	12, 999	320	277, 046
Newport .....	20, 000	.....	2, 544	1, 970	40	29, 997
Paducah .....	7, 500	1, 946	787	647	.....	9, 589

a Estimated.

## ADDITIONAL PARTICULARS.

*Covington* classes its schools as primary, grammar, intermediate, and high, the first two covering 3 years each; the intermediate, 2; the high school, 4. German and draw-

ing are included in the course. German was studied in 1877-78 by 224 pupils in the primary and grammar schools. Drawing had been taught for two years preceding with such poor results as to give little encouragement to continue it; but in 1878, through carefully training the regular teachers for this work and through their faithfulness and energy, much more satisfactory results were reached. The superintendent, therefore, expresses the hope that the school board may rescind the resolution they passed to drop the study. Of the 10,055 children of school age, 479 were colored, and, of these, 229, a much larger proportion than of the whites, were in the public schools. Besides the 3,505 enrolled in these schools there were 2,150 in private or parochial ones, leaving 4,400 not attending any school.—(Report of Superintendent Benj. D. Best for 1877-78.)

*Lexington* makes return, through Superintendent J. O. Harrison, of 2,225 colored children of school age out of the 5,909 enumerated; of 693 such enrolled in the public schools, with 529 of them in average daily attendance; of 7 different school buildings, with 27 rooms and 2,000 sittings. Three of the buildings were for white pupils and 4 for colored. Each of the former had a male principal with 4 female assistants; each of the latter, a colored male principal with an average of 2 assistants, all females except one.—(Return for 1878.)

*Louisville* published no report of her schools in 1878. The statistics given are from a return by Superintendent George H. Tingley, jr. This shows that of the 19,292 pupils enrolled the primary and grammar schools had 18,660, the high schools 600, and the city normal school 32; that of the 12,999 in average daily attendance 12,436 were in primary and grammar school classes, 533 in the high schools, and 30 in the normal school; and that of the 320 teachers 2 were teachers of music and 28 of German. A subsequent letter from the superintendent says that the employment of the teachers of music was not continued beyond that year, and that since 1877 there have been no evening schools. The statistics above given, he says, include colored as well as white pupils.

*Newport* in 1877-78 had her schools divided into 10 grades, each apparently occupying one year, the classification of the first 6 being primary; of the next 2, intermediate; and of the last 2, higher intermediate. A good course of study has been arranged for the schools and is presented in the printed report, and considerable reforms in the methods of teaching and management are said to have been inaugurated, the results of which will probably appear in the next report. The statistics for the year are said by a committee of the board of education to be imperfect, from the refusal of a former superintendent to exhibit his records and reports.

At *Paducah* the schools are classified as primary, grammar, intermediate, and high. The superintendent says that the work of the primary and intermediate grades was much increased during 1877-78. Yet not only was the enlarged course of study fully completed, but several pupils received promotion from the third to the fifth grade because of extra attainments. Through this greater thoroughness in early studies pupils are expected to enter the grammar schools better prepared for their work in these than has previously been possible. In the high school, also, so much greater advancement was made in mathematics that several students are expected to complete in 3 years a course which in the past has required 4 or 5.—(Report of Superintendent D. C. Culley for 1877-78.)

## TRAINING OF TEACHERS.

### STATE NORMAL SCHOOL, FARMDALE.

The legislature having authorized the establishment of a State normal school at the Kentucky Military Institute, the buildings of that institute were placed at the disposal of the State board of education. The normal school was opened June 20, 1878, under favorable auspices, to continue 10 weeks. Tuition is free to one person from each county, the county school commissioner making the selection.—(State report, 1878; Eclectic Teacher, December, 1878.)

### OTHER NORMAL SCHOOLS AND DEPARTMENTS.

The *Kentucky Normal School*, Carlisle, provides 3 courses of study for teachers, covering respectively 1, 2, and 3 years, the shortest being intended to prepare teachers for ungraded schools; the second, for graded schools; and the third, for positions as teachers or principals in academies or graded schools. An appropriate diploma is given graduates of each course, which authorizes them to teach in the common schools of the State for 5 years without examination. Free tuition was offered during the year 1877-78 to one person from each county in the State.—(Catalogue.)

*Berea College*, Berea, offers a special normal course of study, covering 3 years, and also a normal course of 2 years.—(Catalogue.)

*Murray Institute*, Murray, according to the last report received from it (1875-76), made some provision for the training of teachers.—(Catalogue.)

*Georgetown College*, Georgetown, also makes some provision for the training of teachers.

## EDUCATIONAL JOURNAL.

The Eclectic Teacher, published monthly at Carlisle, under the editorship of Mr. T. C. H. Vance, continued during 1878 its work of diffusing educational information. During the autumnal months it also enjoyed the editorial services of Superintendent B. Mallon, of Atlanta, Ga., and of G. A. Chase, long a high school principal, of Louisville, Ky.

## SECONDARY INSTRUCTION.

## PUBLIC HIGH SCHOOLS.

There is no information at hand as to the public high schools in Kentucky beyond what appears in the city reports from Louisville, Newport, Covington, Paducah, and Cynthiana, in all of which such schools are in operation. That in Covington presents a 4 years' course, and had an attendance in 1878 of 172 pupils, of whom 73 were boys and 99 girls. Louisville has 2 high schools, in which there was a total attendance in 1878 of 600 pupils.

The law permits the establishment, in connection with common schools, of high school departments, in which tuition fees may be charged, provided the teaching of such branches shall not interfere with the thorough teaching of the common branches. It is also provided that any undenominational school, whether university, college, academy, or high school, may receive aid from the public school funds in proportion to the number of youth of school age resident in the school district in which it lies, provided such youth have the privilege of attending the school or college free of charge for common school branches for 5 months in the year.—(School laws, 1878.)

## OTHER SECONDARY SCHOOLS.

For statistics of business schools, private academic schools, and preparatory departments of colleges, see Tables IV, VI, and VII of the appendix, and the summary of them in the report of the Commissioner preceding.

## SUPERIOR INSTRUCTION.

## COLLEGES FOR YOUNG MEN OR FOR BOTH SEXES.

Kentucky University, Lexington, includes 4 colleges, viz, of arts, of the Bible, of law, and a commercial college. The State Agricultural and Mechanical College, which was united with the university in 1866, was by act of the legislature in 1878 detached from it and made an independent State college. The College of the Bible, organized under the charter of the university, and still reported as one of its colleges, is not now in operation. The use of its rooms has been given to a new College of the Bible, organized in July, 1877. The college is independent of the university, but acts in harmony with it.—(Catalogue.)

Out of 17 other collegiate institutions, whose titles and statistics may be found in Table IX of the appendix following, 15 reported preparatory classes, some of which reached as low as the primary departments of the public schools; 14 had classical courses or schools, usually of 3 to 4 years beyond the preparatory; 10 had also scientific schools or courses, of somewhat indefinite length, except in 5 cases, where they were of 3 to 4 years; 3 had literary or ladies' courses, composed of English studies only, or of these in connection with some modern languages; 7 undertook to give commercial training; and 3 offered some normal instruction in connection with the collegiate studies.

## INSTITUTIONS FOR THE SUPERIOR INSTRUCTION OF YOUNG WOMEN.

For institutions devoted to this grade of instruction, see Table VIII of the appendix following; for a summary of their statistics, see a corresponding table in the report of the Commissioner preceding.

## SCIENTIFIC AND PROFESSIONAL INSTRUCTION.

## SCIENTIFIC.

The Agricultural and Mechanical College of Kentucky, as already stated, is now entirely distinct from the State university in administration and control. However, by an arrangement made with the university, its matriculates have access free of charge to the classes of the college of science and arts in that institution. The course of study is substantially the same as before the change, with the addition of an advanced course in agricultural chemistry and a special course of lectures on the relation of forests to agriculture, of insects to vegetation, of geology to soils, and on economic botany.

## PROFESSIONAL.

Special *theological* instruction in Kentucky is given at the Theological Seminary of the Presbyterian Church, at Danville; the Southern Baptist Theological Seminary,

at Louisville; and the College of the Bible, at Lexington. The seminary at Danville provides a 3 years' course of instruction and requires a collegiate or equivalent preparation; in that at Louisville, the studies are arranged in 8 independent schools, comprising an English course for those who have not had a collegiate training and a higher one (embracing Hebrew and Greek languages) for those who have.—(Catalogues of seminaries.) The College of the Bible fills the place of one by the same name which was formerly a department of the State university but was discontinued in 1877. It occupies the rooms of its predecessor in the State university buildings, and students of the college are admitted without charge to classes of the university. The course covers 4 years.

Instruction in theology is also given to a greater or less extent in departments of Georgetown College, Georgetown; Eminence College, Eminence; and Bethel College, Russellville.

For statistics under this head, see Table XI of the appendix, and the summary of the same in the report of the Commissioner preceding.

*Legal training* at the College of Law, Kentucky University, is in a 2 years' course, designed to be complete and thorough, except in merely local law. Instruction is given by lectures with examinations on them, by recitations, and by moot courts.—(Catalogue, 1878.) For statistics, see Table XII of the appendix.

The *medical department of the University of Louisville* and the *Hospital College of Medicine*, the medical department of Central University, provide and require for graduation the usual 3 years' course of study, including 2 courses of lectures, one of which must have been taken at the institution granting the degrees. It is also required that candidates for graduation must have received clinical instruction in hospital and anatomical instruction in the dissecting room.—(Catalogues, 1878.)

The usual pharmaceutical studies are pursued in the *Louisville College of Pharmacy*. In order to graduate, students must have attended two courses of lectures and served an apprenticeship of at least 4 years in the drug business.—(Catalogue.)

For statistics, see Table XIII of the appendix, and the summary of this in the report of the Commissioner preceding.

## SPECIAL INSTRUCTION.

### EDUCATION OF THE DEAF AND DUMB.

The Kentucky Institution for the Education of the Deaf and Dumb, at Danville, gives free instruction for seven years to youth entitled to its benefits. The ordinary common school branches are taught.—(Report, 1877.)

### EDUCATION OF THE BLIND.

The Kentucky Institution for the Education of the Blind, at Louisville, is a free public school for children whose eyesight is too defective to admit of their education in the common schools. Destitute children receive food and clothing as well as tuition at public expense. The literary branches taught are those ordinarily pursued in public schools, special attention being given to music. The employments are broom and mattress making, upholstering and caning chairs, knitting, sewing, and fancy work. The facilities for instruction in music were greatly increased during 1878 by the purchase of an excellent pipe organ costing \$1,300.—(Report of institution, 1878, and Report of the Commissioner of Education for 1877.)

### REFORM SCHOOL.

The Louisville House of Refuge comprises departments for white boys, for girls, and for colored boys, the first established in 1865, the second in 1873, and the last in 1876. There were in 1878 under training 48 girls and 210 boys, 46 colored. The common English branches are taught, besides the employments of shoemaking, cane seating, willow work, farm and garden work, housework, and sewing. Work is imperative: it is believed to be absolutely necessary for the proper education of the inmates, and to teach it and to instil habits of industry are the principal objects of the school.—(Report, 1878.)

### EDUCATION OF THE FEEBLE-MINDED.

The Kentucky Institution for the Education of Feeble-Minded Children, Frankfort, is a State school for the training of such feeble-minded children as seem to be susceptible of improvement. In addition to the mental training and instruction in farm work given, some provision has been made for teaching boys the carpenter's trade; and if this experiment shall prove entirely successful, as appears likely to be the case, other mechanical schools will be opened, such as for boot and shoemaking, tailoring, and perhaps blacksmithing.—(Report, 1878.)

For statistics of the institutions giving special instruction, see the tables relating thereto in the appendix, and the summaries of the same in the report of the Commissioner preceding.

## EDUCATIONAL CONVENTIONS.

## STATE ASSOCIATIONS.

No record has reached this Bureau of the proceedings either of the State association for white or of that for colored teachers in 1878. It appears from an announcement in the *Eclectic Teacher* for July that the former was to be held at Somerset, on the Cincinnati Southern Railroad, August 13-15, and from a subsequent number of the same journal we learn that among other resolutions was one favoring a legal requirement that county commissioners of education should be examined as to their qualifications for office, but this is all the information given. Of the meeting of the colored teachers all that is known to this Office is contained in the *Ohio Educational Monthly* for October, 1878: "The Kentucky Colored Teachers' Association met in Danville, August 8 and 9; Dr. H. A. M. Henderson delivered an address."

The North Kentucky Teachers' Association was to hold its session on the 12th and 13th of April, 1878. Among the topics announced for discussion were "The proper use of text books," by J. Roland Day, of Millersburg; "County superintendency as a means of promoting the efficiency of ungraded schools," by School Commissioner Leo Tibbatts, of Campbell County; "Efficient school work," by City Superintendent J. B. Peaslee, of Cincinnati; "High schools a necessary part of a system of public education," by J. W. Hall, principal of the Covington high school; "Neatness in school work promotes efficiency," by R. D. Best, superintendent of Covington public schools; "Educational conservatism," by George A. Yates, principal of the third district school, Covington; and "Examination tests for transfer purposes," by Superintendent W. H. Jones, of Newport.

## CHIEF STATE SCHOOL OFFICER.

Hon. JOSEPH DESHA PICKETT, *State superintendent of public instruction, Frankfort.*

[Mr. Pickett succeeds Hon. Howard A. M. Henderson, whose second term of service, 1875-1879, terminates in September of the latter year.]



**LOUISIANA.**  
**STATISTICAL SUMMARY.**

	1876-'77.	1877-'78.	Increase.	Decrease.
<b>POPULATION AND ATTENDANCE.</b>				
Youth of school age.....	266, 033	272, 938	6, 905	.....
White pupils in public schools.....	.....	43, 197	.....	.....
Colored pupils in public schools.....	.....	33, 632	.....	.....
Total pupils in public schools.....	85, 000	76, 829	.....	8, 171
Pupils in private schools.....	.....	22, 688	.....	.....
<b>PUBLIC SCHOOLS.</b>				
Schools for white pupils.....	.....	1, 011	.....	.....
Schools for colored pupils.....	.....	6530	.....	.....
Total number of schools.....	1, 044	21, 541	497	.....
Average time of school in days.....	135	.....	.....	.....
Value of public school property.....	\$736, 575	.....	.....	.....
<b>TEACHERS.</b>				
In public schools for whites.....	.....	1, 425	.....	.....
In public schools for colored.....	.....	557	.....	.....
Total public school teachers.....	1, 507	1, 982	475	.....
Teachers in private schools.....	638	2156	.....	.....
<b>INCOME AND EXPENDITURES.</b>				
Total receipts for public schools.....	\$467, 368	\$638, 371	\$171, 003	.....
Total expenditures.....	2369, 829	552, 055	182, 226	.....

<sup>a</sup> Exclusive of New Orleans, which last year had 16,000 pupils in private schools under 400 teachers.

<sup>b</sup> Does not include colored schools in New Orleans.

<sup>c</sup> This includes payment of \$23,001 of claims under previous boards.

(Report for 1878 of Hon. R. M. Lusher, State superintendent of public education.)

**STATE SCHOOL SYSTEM.**

**OFFICERS.**

For the State there is a board of education appointed by the governor for 4 years and a superintendent of public education elected by the people every 4 years. For parishes there are boards of directors of 5 to 9 members, appointed from the citizens of the parish by the State board of education, except in the parish of Orleans, where only 8 members of a board of 20 are so appointed.

**OTHER FEATURES OF THE SYSTEM.**

The funds for public school purposes are derived from parish taxes, which must not exceed 1 per cent. on the assessed valuation; from interest on the United States deposit fund and on the school fund; from special taxes, to be levied by the general assembly; and from a poll tax of \$1 on all men over 21. Of this last revenue, however, only 90 per cent. is used for school purposes.

The public schools are open to youths from 6 to 21 years of age. Equal facilities must be provided for white and colored children. The constitution forbids the general assembly to make any appropriation for the support of any private school or institution of learning. Elementary, academic, and normal schools are provided for by the system. Teachers cannot be legally employed unless they have passed an examination and received certificates from parish boards.—(School laws, 1877.)

## GENERAL CONDITION.

The statistics show a decrease of about 8,200 in the number of pupils attending public schools, with an increase of 497 in the total number of schools in operation, of 475 in the number of teachers employed, of \$171,003 in receipts for public school purposes and of \$182,226 in expenditures. These statistics, however, are incomplete. On account of the prevalence of yellow fever, the educational officers of several parishes were kept from making up the full annual exhibits required of them by law.

No interests in the State suffered more from this epidemic than those connected with public school education. Before the fever began, the schools which the State superintendent had been able to visit in the more important towns were well attended. Never before, since the reconstruction of the Union, had the people, both white and colored, been so well satisfied with the character of the teachers employed and the proficiency attained by pupils.

The voluntary provision for parish supervision of schools, which was commenced in the State last year, has been increased by the appointment of inspectors in 7 parishes additional to the 4 already serving; thus 11 parishes now have the benefit of a supervision which it is expected will in time greatly increase the efficiency of the schools, and which has already in some instances accomplished valuable results.—(State report.)

## AID FROM PEABODY FUND.

The cause of education in Louisiana received assistance from the Peabody fund in 1878 to the amount of \$4,750. Of this sum, \$2,200 were given to the two normal seminaries in New Orleans. The remainder, \$2,550, was divided among 8 public schools and academies, of which 4 were for white pupils and 4 for colored.—(State report.)

## CITY SCHOOL SYSTEM.

## NEW ORLEANS.

*Officers.*—A board of 20 directors, 8 appointed by the State board of education and 12 by the city administrators for terms of 4 years, with a superintendent appointed by the board for the same term.

*Statistics.*—School population of the city (6 to 21), 68,918. Number of pupils attending public schools in 1878: males, 13,346; females, 12,820—total, 26,166; daily average attendance, 17,382; number of teachers, 438. Expenditures for public schools, \$235,560. The State report gives no statistics of the private schools in New Orleans for 1878.

*Additional particulars.*—The most important changes made in the city schools during the year were the consolidation of the two academies for girls into one, which is more centrally located and better furnished, and the opening of a large primary school in one of the buildings vacated, to the relief of several overcrowded schools. Another year has been added to the grammar school course, which embraces branches formerly taught in the first high school year, thus advancing the curriculum of the high school.

The public school teachers here have suffered grievous hardships from the inability of the city to pay regularly the too moderate salaries allowed them. As a measure of relief, the State superintendent suggests that a special act be passed, authorizing him to apportion back to New Orleans such an amount of the State school taxes paid by her citizens in 1877 and 1878 as will enable the city to discharge outstanding obligations for the month of December, 1877, and the last 4 months of 1878.

All the primary schools of the city are overcrowded with young children. There is a provision of the school law which prohibits the intrusting of more than 60 children to one teacher, but it is daily disregarded. The seat of this abuse is in the inability of the city to provide a sufficient number of school-houses and teachers. The remedy suggested is that a law be passed restricting free public education to youths over 8 years of age. Children under that age ought, if possible, to have the benefit of training in Kindergärten; but where that cannot be, it is thought better for them to remain out of school until 8 years of age. It is urged that children who are kept free from school restraints up to that age take hold of study with such increased strength and vigor that at the end of a year they are as far advanced as others who entered at 6.—(State superintendent's report and city report.)

## TRAINING OF TEACHERS.

## NORMAL SCHOOLS.

The *Peabody Normal Seminary*, at New Orleans, free to white students, offers a course of professional training to graduates of the city academies or high schools and other institutions. A class of 38 received diplomas in July, 1878, as teachers of the elementary branches. Instead of seeking employment, however, a majority of them remained in the seminary to study and review practically the higher branches and qualify themselves for employment in the highest grades of the grammar schools.—(State report.)

The *Normal School for Colored Students*, New Orleans, also free, and sustained by the Peabody fund, has continued to be well attended by an intelligent class of students. They are instructed and trained by a thoroughly competent and experienced principal.—(Report.)

#### NORMAL DEPARTMENTS.

Departments in Leland, Straight, and New Orleans Universities also give instruction to colored persons who desire to prepare themselves for teaching.

### SECONDARY INSTRUCTION.

#### PUBLIC HIGH SCHOOLS.

The crowning feature of the system of public education in New Orleans is her 3 public academies. One is for white boys, one for white girls, and the third for colored boys and girls. There were formerly 4 such schools in the city, 2 being for girls, but in 1878 these 2 were consolidated into 1, which had an attendance of 213. There were 16 more girls attending the high school for colored youth, but apparently no colored boys. The central school for white boys had 76 pupils, making a total attendance of 305; graduates, 119.—(State and city reports.)

#### OTHER SECONDARY SCHOOLS.

For statistics of business colleges, private academic schools, and schools for preparing students for college, see Tables IV, VI, VII, and IX of the appendix, and the summary of these in the report of the Commissioner preceding.

### SUPERIOR INSTRUCTION.

#### COLLEGES FOR YOUNG MEN OR FOR BOTH SEXES.

The State University and Agricultural and Mechanical College, at Baton Rouge, organized in 1877 by the union of the old State University and the Agricultural and Mechanical College, aims to become an institution of learning in the broadest and highest sense. The law requires that general instruction shall be provided in all the departments of literature, science, and art, as well as in industrial and professional pursuits; it is also provided that special instruction shall be given in agriculture, the mechanic arts, mining, military science and art, civil engineering, law, medicine, commerce, and navigation. In accordance with this programme, 16 departments of study have been arranged, including those of ancient languages, modern languages, mathematics, history and English literature, and mental and moral philosophy.—(Official register of the university, 1878.)

The other universities and colleges are Leland, New Orleans, and Straight Universities, and Centenary, St. Charles, and Jefferson Colleges. Straight and Leland are schools for the colored race, embracing professional and normal as well as some degree of classical instruction; but they do not claim to offer a collegiate curriculum.

For statistics of the colleges and universities, see Table IX.

#### INSTITUTIONS FOR THE SUPERIOR INSTRUCTION OF YOUNG WOMEN.

For statistics of institutions exclusively for the superior instruction of young women, see Table VIII of the appendix, and the summary of that in the report of the Commissioner preceding.

### SCIENTIFIC AND PROFESSIONAL INSTRUCTION.

#### SCIENTIFIC.

The State University and Agricultural and Mechanical College provides besides its literary courses instruction in agriculture, chemistry, commerce, engineering (civil and military), military science, mechanic arts, physics and mechanics, and natural history. Special attention will be given to those branches of study relating to agriculture and the mechanic arts. The department of agriculture has not yet been organized, as such, and it will not be until pupils have become more proficient in studies underlying or "related to" agriculture. There is an experimental farm belonging to the institution, which comprises 126 acres of good land.—(Official register of the university.)

#### PROFESSIONAL.

Instruction in *theology* is given to colored students in Leland, New Orleans, and Straight Universities. Straight University is supported by the American Missionary Association and New Orleans University by the Freedmen's Aid Society of the Methodist Episcopal church. Leland is under Baptist influences. All three institutions are open to students irrespective of race, color, sex, or sect.

For legal training the law department of the University of Louisiana provides a 2 years' course of study comprising civil law, the law of nature and of nations, admiralty and maritime law, common law, and equity and constitutional law. Instruction is given by lectures, expositions, examinations, and moot courts. The law department of Straight University also provides a 2 years' course of instruction comprising the studies usually pursued in such schools.—(Catalogues.)

In *medicæ* the medical department of the University of Louisiana and the Charity Hospital Medical College, both at New Orleans, provide the usual 3 years' course of study, including an attendance on two complete courses of lectures. Encouragement to further study is given in the medical department of the University of Louisiana by an offer of free instruction to such students as have already attended and paid for two courses of lectures.—(Circulars.)

The New Orleans Dental College sends no reports for 1878

### SPECIAL INSTRUCTION.

#### EDUCATION OF THE DEAF AND DUMB.

No report has been received for 1878 from the Louisiana Institution for the Education of the Deaf and Dumb, at Baton Rouge.<sup>1</sup>

#### EDUCATION OF THE BLIND.

The Louisiana Institution of Instruction for the Blind, Baton Rouge, reports considerable progress made in 1878. The instruction, it was said, was thorough and highly successful and the prospect hopeful for the ensuing year. Pupils are instructed in broom and mattress making, cane seating, piano tuning, sewing, music, and the tranches taught in ordinary grammar schools.—(Report and return, 1878.)

For statistics, see Table XVIII of the appendix, and the summary of this in the report of the Commissioner preceding.

### CHIEF STATE SCHOOL OFFICER.

Hon. ROBERT M. LUSHER, *State superintendent of public education, New Orleans.*<sup>1</sup>

[Term, 1877-1881.]

---

<sup>1</sup> Under the new constitution of 1879 Edwin H. Fay was elected, and was to succeed Mr. Lusher January 1, 1880.

MAINE.

STATISTICAL SUMMARY.

	1876-77.	1877-78.	Increase.	Decrease.
<b>POPULATION AND ATTENDANCE.</b>				
Youth between 4 and 21 .....	217, 417	214, 797	.....	2, 620
Enrolment in public schools.....	155, 428	155, 150	.....	278
Average attendance.....	107, 653	108, 940	1, 287	.....
Per cent. of average attendance to enrolment.....	80	82	2	.....
Per cent. of average attendance to school population.....	51	52	1	.....
<b>SCHOOLS AND SCHOOL-HOUSES.</b>				
Number of school-houses reported.....	4, 222	4, 215	.....	7
School-houses in good condition.....	3, 014	2, 943	.....	71
Built during the year.....	86	82	.....	4
Length of school term in days.....	117½	117½	.....	.....
Number of districts.....	4, 039	4, 005	.....	34
Value of school property.....	\$3, 022, 722	\$3, 063, 418	\$40, 696	.....
<b>TEACHERS AND THEIR PAY.</b>				
Men teaching in summer.....	228	274	46	.....
Men teaching in winter.....	2, 253	2, 230	27	.....
Women teaching in summer.....	4, 543	4, 540	.....	3
Women teaching in winter.....	2, 361	2, 389	28	.....
Whole number of teachers.....	.....	6, 820	.....	.....
Average monthly pay of men.....	\$32 76	\$32 63	.....	\$0 13
Average monthly pay of women.....	16 56	15 92	.....	64
Number of normal school graduates teaching.....	314	334	20	.....
<b>RECEIPTS AND EXPENDITURES.</b>				
Total receipts for public schools.....	\$1, 042, 990	\$1, 140, 914	\$97, 924	.....
Total expenditures.....	1, 115, 304	1, 050, 709	.....	\$64, 595

a In winter schools; in summer schools the average attendance was 100,982 in 1877 and 102,805 in 1878.

(From report of Hon. N. A. Luce, State superintendent of common schools, for the year 1878, with receipts and expenditures from a written return.)

STATE SCHOOL SYSTEM.

OFFICERS.

For the State, there is a superintendent of public instruction appointed by the governor and council for a term of 3 years or during the pleasure of the executive.

In towns, a school committee of 3 or else a supervisor of schools must be chosen by ballot. School agents may be elected in the same manner, and if such agents are not provided by towns, districts must elect them, to call meetings, take census, &c.

OTHER FEATURES OF THE SYSTEM.

Schools are sustained (1) by the interest of the permanent school fund distributed among the several towns according to the number of children between 4 and 21 years of age; (2) by a property tax throughout the State of one mill on the dollar; (3) by a tax levied in each city, town, and plantation of not less than 80 cents for each inhabitant.

Money for providing school-houses, lots, furniture, &c., may be raised by vote of

school districts. If this duty be "unreasonably" neglected by districts, towns may assess the necessary tax on the district the same as if levied by district meeting.

Teachers must be examined by superintending school committees, and if found possessed of the requisite literary qualifications, with a good moral character and suitable temper and disposition to instruct youth, a certificate is given them.

Children between 9 and 15 years of age of sound mind and body must attend school at least 12 weeks in each year. A penalty for violation of this law not to exceed \$5 and costs is imposed on parents and guardians, and boys between 9 and 15 who neglect or refuse to attend must pay a fine not exceeding \$5.

Free high schools receive aid from the State amounting to one-half the sum actually expended by them for instruction, not however to exceed \$500 to any one town, provided that such sum is additional to that required by law to be expended for common school purposes.—(School laws of Maine, 1868.)

#### GENERAL CONDITION.

The statistics show an increase in the average attendance of pupils, in the value of school property, in the proportion of men teaching, and also in the number of teachers who were graduates of normal schools. There was, on the other hand, a decrease in the number of school population, of pupils registered, of school-houses in good condition and of those built during the year, in the average wages of teachers, and in the total receipts and expenditures for public schools.

On the whole, the State superintendent infers a healthy growth in the effectiveness of the schools. He claims that more and better work has been done at a reduced cost, that there has been more effective supervision resulting in better teaching and a more intelligent public interest. The free high schools too, he says, have exerted an influence in this direction, furnishing to pupils in the common schools incentives to labor. As a proof of the influence of high schools, it is mentioned that towns in which these schools have been sustained during the present year at a cost of \$1,000 or less show a gain in average attendance during the last 5 years of 1 per cent. more than the average gain throughout the State.

The decrease in teachers' wages is explained by the fact that the supply of persons desiring to teach was increased out of proportion to the demand by the "hard times," which threw out of other employments many who formerly taught.—(State superintendent's report, 1878.)

#### KINDERGÄRTEN.

For statistics of schools of this class, see Table V of the appendix, and the summary of this in the report of the Commissioner preceding.

#### TOPICS DISCUSSED.

Among other topics discussed by Superintendent Luce in his report for 1878 is that of the undue multiplication of school districts. In many parts of the State, he says, this has given rise to small, poorly taught schools, with short terms, and poor, ill furnished school-houses. He advises a judicious rearrangement, or, better still, an entire abolition of the school districts, and urges on the friends of common schools the agitation of such measures in the interests of economy as well as of reform in the system. It is suggested, also, that school officers, teachers, parents, and all interested should labor to increase the quality and quantity of common school work, by demanding the employment of professionally trained teachers only, and by securing an increase of the general and average attendance. To these ends, the sphere of free high school work should be enlarged and the quality improved. Young men and women who mean to teach should be urged to attend the normal schools, and the work of these schools should be so modified that pupils having the proper literary qualifications may graduate from the first course after one year's study.—(Report, 1878.)

### CITY SCHOOL SYSTEMS.

#### OFFICERS.

These are superintending school committees and school agents, elected by the people. Some cities have also school superintendents.

#### STATISTICS.

City.	Estimated population.	Youth of school age.	Enrolment in public schools.	Average attendance.	Teachers.	Expenditure.
Bangor .....	19,380	5,586	3,495	2,686	95	\$34,951
Lewiston .....	20,000	5,054	3,371	2,216	77	35,721
Portland .....	36,500	10,800	6,161	4,225	109	77,198

## ADDITIONAL PARTICULARS.

In *Bangor* the regular schools are classed as primary, intermediate, grammar, and high; unclassified suburban schools are also to be maintained. The high and grammar grades cover each a period of 4 years, the intermediate 2. Although 95 teachers were employed during the year, only 76 were required to supply the schools, which indicates too frequent change.—(Report.)

The *Lewiston* system comprised, in 1878, 1 high, 1 grammar, 9 intermediate, 27 primary, and 15 rural schools. The average expenditure for each scholar, based on average daily attendance, was \$16.11. A training class for teachers was maintained. In a manufacturing community like this, where many of the mothers work in the mills, it seems a necessity to admit children into the public schools who are too young for the ordinary public school studies; consequently, many of the features of the Kindergarten have been advantageously adopted in some of the primary schools. As an evidence of the popularity of the public school system, it is stated that there is but one private school in the city, the Nichols Latin School, connected with Bates College.—(Report.)

The public schools in *Portland* number 23, namely: 1 high, 8 grammar, 12 primary, and 1 ungraded, with a school for the deaf. Of the 109 teachers employed, 3 were special, being in charge of penmanship and drawing, music, and French, the latter in the high school.—(Report of school committee, 1878.)

## TRAINING OF TEACHERS.

## NORMAL SCHOOLS.

Maine has now 3 State normal schools, a new one having been established at Gorham in 1878. The people of Gorham have shown their zeal for its success by giving it an endowment of \$40,600 in property and money, including the building and grounds of Gorham Seminary, worth \$12,000. The school is thoroughly equipped and is under a principal of good reputation, who has a capable corps of assistants, with a fine building for school purposes. There is also a large boarding house for furnishing board at moderate rates. At the date of the State superintendent's report, about 80 pupils were in attendance, with the prospect that the number would reach 100 before the close of the term. The course of study covered one year.

In the two older schools, at Farmington and Castine, the course of training still extends over two years. It is suggested, however, by the State superintendent and by the principal of the school at Castine that an elementary or short course of one year should be arranged, which shall include the branches taught in common schools, with a thorough drill in the theory and practice of teaching, and that pupils be allowed to graduate after its completion. It is urged that such a plan may be expected to result in the thorough training of an increased number as teachers, since many who now take but one or two terms would complete a year, and many more who at present finish the short course with high rank would then take the full one.

There were about 400 students in attendance at Farmington and Castine during 1878. Each school sent out good, earnest, trained teachers. Besides these, large numbers of undergraduates went into the public schools, after having gained such an increase of skill and teaching power as to compensate the State for the cost of their tuition.

## TEACHERS' TRAINING SCHOOL.

Besides the school at Gorham, the legislature in 1878 provided for the establishment of a training school for teachers in the Madawaska territory, so called, and appropriated for its support the sum of \$1,000. The people in this portion of the State are almost wholly French, and it is hoped by means of this school to Americanize them, introduce the speaking of English, and render them as far as possible homogeneous with the surrounding population. The school was opened at Fort Kent September 30, 1878, and during its first term had in average daily attendance 44 pupils. The common school branches were taught, English text books were used, and special attention was given to training pupils to speak and think in good English.

## NORMAL DEPARTMENTS AND CLASSES.

The normal department of Oak Grove Seminary had an attendance of 62 students and that of the Maine Central Institute of 53. In the last a teachers' class of more than 50 outside of the regular normal classes was sustained during the fall term.—(State report, 1878.)

In *Lewiston* a class of 8 young women, generally graduates of the high school, receive a year's training as teachers by practice in primary grades, under the charge of a competent instructor.—(City report.)

## TEACHERS' INSTITUTES.

The practice of holding teachers' institutes was abandoned in 1875, and these useful aids to normal instruction do not seem to have been since revived.

## SECONDARY INSTRUCTION.

## PUBLIC HIGH SCHOOLS.

Free high schools were taught during 1878 in 150 towns, one less than the previous year, at a cost of \$106,557, a decrease for the year of \$5,353. They had a total attendance of 11,849, and an average attendance of 9,304. There were 2,699 pupils studying the ancient languages, 1,330 the modern, 3,312 the natural sciences, 3,795 higher mathematics, and 1,125 bookkeeping.

The State superintendent says it was to be anticipated that, owing to the hard times of the last year, the number of free high schools in the State and the amount expended for their instruction would show a marked decrease; and the fact that the decrease in these items has been small is conclusive evidence of their popularity and that they are doing a work which the people will not willingly have left undone. He notices, however, a purpose to attack, and if possible exclude, these schools from the system, and urges that the success of such a purpose would be most unfortunate for the educational interests of the State.

## OTHER SECONDARY SCHOOLS.

For statistics of business colleges, private academic schools, and preparatory schools, see Tables IV, VI, and VII of the appendix, and the summaries of these in the report of the Commissioner preceding.

## SUPERIOR INSTRUCTION.

## COLLEGES FOR YOUNG MEN OR FOR BOTH SEXES.

Bates and Bowdoin Colleges and Colby University provide the usual classical course of 4 years; Bowdoin has also a scientific course of the same length, with provision for graduate and special study. In Bates College theological and preparatory departments are added; in Colby University, a select course and a preparatory department, including three academic schools, namely, Waterville Classical Institute, Hebron Academy, and Houlton Academy.—(Catalogues, 1878.)

For statistics of the above colleges, see Table IX of the appendix, and the summary of it in the report of the Commissioner preceding.

## INSTITUTIONS FOR THE SUPERIOR INSTRUCTION OF YOUNG WOMEN.

Young women are admitted to Bates College and Colby University on the same terms as young men. A ladies' 4 years' collegiate course, leading to the degree of B. L., is also provided at Waterville Classical Institute. Maine Wesleyan Seminary and Female College, at Kent's Hill, is chartered as a college, and confers the degrees of A. B. and A. M., but its work is chiefly academic.—(Return, 1878.)

## SCIENTIFIC AND PROFESSIONAL INSTRUCTION.

## SCIENTIFIC.

Opportunities for scientific study are presented by the *State College of Agriculture and the Mechanic Arts*, the *scientific department at Bowdoin College*, and a *Summer School of Sciences* connected with Bowdoin College.

In the State Agricultural College, Orono, the plan of instruction remains as described in the report for 1877, embracing 5 full courses which lead to the bachelor's degree. The studies in the several courses are essentially the same for the first two years, special attention being given to the professional branches in the junior and senior years. The farm contains 370 acres of productive land well adapted to experimental purposes. Students are required to labor with their hands a certain part of each day, not exceeding 15 hours a week. In the lowest class the labor is on the farm and is paid for at the maximum rate of 10 cents an hour.

The scientific department of Bowdoin substitutes English for Latin and French for Greek. The course, including the chief branches of natural science, is of 4 years. Students in it may take a course in civil engineering. The summer school was for the instruction of teachers in the natural sciences.

For statistics, see Table X of the appendix, and the summary of this in the report of the Commissioner preceding.

## PROFESSIONAL.

*Theology* is taught at the Bangor Theological Seminary (Congregational) and in the theological department of Bates College (Free Baptist). Both have courses of study covering 3 years and require of those who are not college graduates an examination preparatory to admission. In the seminary at Bangor this examination is reported to be thorough; it must "be satisfactory to the faculty as a fit preparation for theological



study." The other demands at least such literary attainments as are necessary for admission to New England colleges.—(Catalogues and return.)

For statistics, see Table XI of the appendix, and the summary of this in the report of the Commissioner preceding.

*Medical studies* are pursued at the Medical School of Maine (a department of Bowdoin College) and the Portland School for Medical Instruction. In both these the course of study and conditions for graduation are essentially the same as in all "regular" medical schools which have not adopted a 3 years' graded course. The school at Portland presents, as elective studies, dental surgery, microscopy, and "the art of prescribing." Applicants for admission to each of these schools are examined as to their knowledge of the branches of a good English education. The school at Portland requires also an elementary knowledge of Latin and physics, and announces its intention to advance the standard as rapidly as may be consistent with the existence of the school. Encouragement is found in the fact that thus far the number of students has increased as the entrance examinations have been made stricter. The course here, while very thorough, is meant to be preparatory to that of other medical schools.—(Catalogues.)

### SPECIAL INSTRUCTION.

#### EDUCATION OF THE DEAF AND DUMB AND THE BLIND.

The only provision made within the State for the education of these classes is in a school at Portland connected with the public school system. This is a day school for the deaf and dumb, and had 9 pupils in 1878. Instruction was given by means of articulation and lip reading, rather than by the sign method.—(Portland city report, 1878.)

Other special students are sustained by State aid in institutions in other States, there being at least 52 deaf students so provided for.

#### REFORMATORY AND INDUSTRIAL TRAINING.

The *State Reform School*, Cape Elizabeth, reported at the close of 1878 a total of 179 pupils in school during that year, with 141 remaining at its close. The boys receive instruction in the ordinary common school studies, with such religious and moral training as is practicable, while such useful industrial occupations are engaged in as may promote health, aid in forming good habits, and prepare for future self-support. A system of rewards for industry and good conduct is mainly relied on for securing correct deportment, and this, with due provision for outdoor sports and amusements in good weather and material for useful reading in bad weather, is found to be generally successful.—(Report.)

The *Maine Industrial School for Girls*, Gardiner, receives girls between 7 and 15 years old who are in danger of becoming outcasts, and trains them in the common English branches of study, in morals and manners, and in the various household industries. Singing is much relied on as a means of at once interesting and refining the pupils committed to the school. Statistics for 1878 are wanting.

### EDUCATIONAL CONVENTION.

#### STATE ASSOCIATION.

The twelfth annual session of the State Educational Association was held at Brunswick, December 26-28, 1878.

In the primary school section the subjects discussed were "Primary work," "Form, number, and geography," and "School management;" in the grammar school section, "Limits of grammar school work," "Value of old style parsing and analysis," "Management of schools," and "How can the upper grades remedy the defective work of the lower?" In the high school section, the subjects were "Value of verbatim recitation," "Science in the high school—how much and how," "English composition," and "Classical studies." Before the general meetings, papers on the following topics were read and discussed: "The examination of teachers and schools," "Country schools of the past and present; their classification and needs," and "The free high school." The address of the president, Prof. Henry L. Chapman, of Bowdoin College, endeavored to show that the best and highest results of education depend on the intellectual and personal character of the teacher.

Among the prominent educators who were present and took part in the proceedings, besides President Chapman, were Superintendent W. J. Corthell, Rev. Dr. Robbins, president of Colby University, Prof. C. C. Rounds, principal of the State Normal School at Farmington, and Prof. G. T. Fletcher, principal of that at Castine. Three ladies participated in the proceedings.

Of the various questions discussed by the association, probably none received more attention than that of the "Free high school." The views expressed on this were, however, all on the side taken by the paper read, strongly in favor of the continued support of free high schools. This sentiment was expressed, too, in a resolution adopted

before adjournment to the effect that the association regarded the free high school as "an essential and most valuable element in our popular education, that the State has acted wisely in giving it encouragement, and that substantial support in the future will be a most profitable investment."

It was decided to hold the next meeting at Gardiner, beginning December 30, 1879.—(New-England Journal of Education.)

#### OBITUARY RECORD.

PROF. GEORGE W. KEELY, LL. D.

George Washington Keely was born December 25, 1803, in Northampton, England, where his father was pastor of a Baptist church till his removal to the United States in 1818.

The son pursued his early studies under private tuition in England and by himself after his arrival here. In 1820 he entered Brown University, graduating with the highest honors in 1824. From 1825 to 1828 he remained connected with the university as a successful tutor of Greek and Latin. On retiring, he was for one year associated with two other gentlemen in the establishment of a school of high grade at Providence. Up to this time his studies and teaching had been directed chiefly to the Greek and Latin classics. Called in 1829 to a professorship in Waterville College, now Colby University, he accepted it with the expectation of taking the chair of ancient languages, and was disappointed on being assigned to that of mathematics and natural philosophy. He gave himself, however, with such zeal and ability to his new department as to make himself master of it from the outset. For several months in 1833, and again in 1839 to 1841, he was called upon, as senior professor, to administer the government of the college, but he refused to accept the presidency. In 1849 he received from his alma mater the honorary degree of doctor of laws.

He held his professorship till 1852, a period of twenty-three years, winning from his pupils respect and admiration to a degree which has been very rarely equalled. The remarkable range and accuracy of his scholarship always kept abreast of the progress of learning; while the purity and elevation of his character, his grave, reserved, and dignified, but mild and delicately courteous bearing, precluding familiarity, though admitting the closest sympathy, created for him in the minds of his students entire and unquestioning confidence, conjoined with deep affection and reverence.

After his withdrawal from the college, in 1852, Professor Keely continued his residence in Waterville, sharing in the mathematical work of the United States Coast Survey and prosecuting continuously his private studies.

On the morning of the 13th of June, he was apparently in the enjoyment of his usual excellent health. A few minutes after dinner, while standing near the chair of his invalid wife, he fell dead, without a word or an indication of pain.—(From a memorial notice believed to be by Mr. C. E. Hamlin, of the Lawrence Scientific School, Harvard University.)

#### CHIEF STATE SCHOOL OFFICER.

Hon. N. A. LUCE, *State superintendent of common schools, Augusta.*

Hon. William J. Corthell occupied the superintendency in 1878. Resigning to take charge of the new State Normal School at Gorham, he was succeeded for a short time by Hon. N. A. Luce, he by Hon. E. E. Morris, and he again by the actual incumbent, Mr. Luce, whose term will be from January, 1880, to January, 1883.

**MARYLAND.**  
**STATISTICAL SUMMARY.**

	1876-'77.	1877-'78.	Increase.	Decrease.
<b>POPULATION AND ATTENDANCE.</b>				
Youth of school age (5 to 20) a.....	276, 120	276, 120	.....	.....
Enrolment in public schools.....	150, 276	156, 274	5, 998	.....
Average daily attendance.....	75, 726	81, 829	6, 103	.....
Colored pupils enrolled.....	.....	26, 216	.....	.....
<b>SCHOOLS AND SCHOOL-HOUSES.</b>				
Schools in operation.....	1, 956	1, 989	33	.....
Average duration of schools in days... ..	184	183	.....	2
Schools for colored children.....	.....	372	.....	.....
<b>TEACHERS AND TEACHERS' PAY.</b>				
Men teaching.....	.....	1, 295	.....	.....
Women teaching.....	.....	1, 776	.....	.....
Whole number of teachers.....	2, 906	3, 071	165	.....
Average monthly pay of teachers.....	\$41 95	\$40 43	.....	\$1 52
Teachers in colored schools.....	.....	472	.....	.....
<b>RECEIPTS AND EXPENDITURES.</b>				
Total receipts for public schools.....	\$1, 637, 583	\$1, 540, 861	.....	\$96, 722
Total expenditures.....	1, 637, 583	1, 593, 260	.....	44, 323
<b>SCHOOL FUND.</b>				
Amount of permanent fund.....	.....	\$906, 229	.....	.....

a Basis for apportionment. The age of admission for whites is 6 to 21; for colored, 6 to 20. The number here given is from the census of 1870, Maryland making no provision for a school census.

(Reports for 1877 and 1878 of Hon. M. A. Newell, principal of the State Normal School and ex officio State superintendent of public instruction, and a return.)

**STATE SCHOOL SYSTEM.**

**OFFICERS.**

For the State, a superintendent of public instruction and a State board of education; for counties, county examiners and county boards of school commissioners of 3 to 5 members; for districts, school trustees.

**OTHER FEATURES OF THE SYSTEM.**

The system comprises district and high schools, academies, a normal school for whites and one for colored youth, besides schools for the blind and for deaf-mutes, white and colored. State provision for superior instruction is made in the State Agricultural College, and, to some extent, also, in St. John's College, Annapolis; Washington College, Chestertown; and Western Maryland College, Westminster, which are aided by State funds.

There are four sources of public school revenue, namely: (1) A State tax of 10 cents on each \$100, which is distributed in proportion to the number of youth 5 to 20 years of age; (2) a county tax of 10 cents on each \$100, or as much more as may be agreed on by the county school commissioners and the county finance commissioners; (3) the income of the free school fund and academic donations, which does not average more than \$70,000 annually; (4) a small and uncertain income from fines and licenses and from intestate estates.

Teachers cannot be legally employed unless they hold certificates of qualification from county examiners or the State board of education, or else have normal school diplomas. It is forbidden to issue certificates to young men under 19 and to young women under 17 years of age. The county school commissioners are directed by law to establish one or more free schools in each election district for all colored youth between 6 and 20 years of age, which schools are to be kept open as long as other public schools in the county and to teach the same branches, provided the average attendance be not less than 15. They are to be supported by that portion of the public funds due the colored race in each county, estimated on the basis of their school population (5 to 20 years of age), together with the county school taxes paid by colored people and any donations that may be made for the purpose. A course of study for the elementary schools was adopted by the State board in 1874, and is required to be used.

#### GENERAL CONDITION.

The State superintendent reports that the public schools of Maryland have held their ground during 1877-78 and even moved forward. The call for retrenchment has been nowhere loudly heard, but its effect has been to reduce the expenditures slightly below those of last year. The school rolls show 5,998 more names than in 1877 and a most encouraging symptom is that the average attendance has increased in greater proportion than the enrolment. The increase of average attendance is greatest where the teachers' salaries are, in part, contingent on the attendance of the pupils. That such an arrangement has a tendency to produce a show of attendance on the registers where it does not exist may be granted, but the vigilant supervision to which our schools ought to be subjected will prevent this tendency from developing bad effects. It may be thought very unreasonable to hold a teacher morally responsible for irregular attendance, often produced by circumstances over which he has no control; yet, when we see that the best schools have invariably the best attendance, there is some practical justice in an arrangement which gives the largest salary to the teacher of the largest school. Much benefit has been found from the use of postal cards with printed headings, sent weekly or semi-monthly by the teacher to the county examiner, giving a record of the attendance. The slight additional expense is more than repaid by the important information thus promptly given, which often shows the examiner where a visit from him is most needed.

#### NEGLECTED CHILDREN.

Superintendent Newell says that in a school census taken in 1876 in Baltimore there were 69,303 children between 6 and 18. Of these, 44.5 per cent. were in the public schools, 21 per cent. in private schools, and 34.5 per cent., or 23,736, not attending either. This, he says, is alarming, all the more because, though the facts have been laid officially before the public by the board of school commissioners in two successive annual reports, the publication has given rise to no action and has apparently attracted no attention. That in a city of 300,000 inhabitants there should be a large number growing up in ignorance of the rudiments of learning would not be of itself a dangerous symptom. It is in considering what at the present day are the necessary accompaniments of such ignorance that the full extent of the evil becomes manifest. It may readily be admitted that mere intellectual development does not insure good morals; that one may spell rightly and act wrongly; that accuracy in the multiplication table will not make a man honest; and that the ability to write may be perverted. Granting this, when boys and girls grow into men and women, and have not learned habits of obedience, order, regularity, and industry, either in the school or in the family (and where parents neglect the duty of sending children to school they will not, as a rule, perform the greater duty of bringing them up properly at home), they go into the world with every predisposition to evil, and they perpetrate their kind. Simple ignorance, if such a thing were possible, would not be very hard to contend against; but ignorance, with its usual adjuncts—lack of good family government, idleness, and vice—is the germ of a moral plague. Of the large number of children growing up without any good school or family training, Mr. Newell says, some may be reclaimed by the social and religious influences around them, but others will become loafers, tramps, paupers, and petty thieves. To lessen the number of these irreclaimables, the chief means, he thinks, must be not to teach them to read, write, and cipher, but to bring them under a system of training which shall make up for the lack of home training. The "neglected children" have no desire for education, but they want to make money. If they could see or if their parents could see that "there is money in it," there would be no trouble in getting them into school. Mr. Newell would have this made the magnet to draw them into school. By giving them a chance to make fifty cents a week, he says there will be five thousand in school who never were there before, and who, but for some inducement of the kind, would never be in school. The average annual cost per capita of the pupils now attending the public schools of Baltimore may be stated in round numbers at about \$15, and he thinks that the judicious expenditure of a like amount

would bring under humanizing and civilizing influences a large majority of the neglected children. To the question, Is it worth the money? he replies that nearly a million dollars, and indirectly many millions, are spent yearly for the punishment of crime and the support of paupers, whereas by bringing up the children in good habits there would be a saving in these directions. He therefore holds that a class of schools should be established especially adapted to these neglected ones, with suitable hours, studies, rewards, and punishments. It must be remembered, he says in this connection, that the parents are mostly poor and shiftless, eking out the family subsistence by the aid of these children, and that the little ones are to be assisted to become useful, industrious, and orderly. Some of the principal features of the new school, Mr. Newell thinks, should be, at first, only two hours of schooling a day; as to attendance, irregularity no cause for privileges; rags and dirt tolerated at first; the methods of teaching, oral and objective; the studies, handwork made prominent, very little memorizing, much music and drawing; as to other occupations, calisthenic exercises, gymnastics, military drill, and some form of industrial occupation leading finally to the acquisition of a trade; as to rewards, a pair of shoes to the shoeless, when earned, but no charity, payment being made on a given scale for work done. The chief punishment should be loss of privileges. The teachers must be missionaries who seek out their pupils—not wait to be sought by them; must be thoroughly versed in the improved methods of elementary instruction; not dependent upon salary, but selected from those who can live without teaching and are willing to make their lives useful to others; and he does not doubt that there are many noble women who would volunteer if they could see that their labor would not be in vain.—(State report.)

### CITY SCHOOL SYSTEM.

#### BALTIMORE.

*Officers.*—A board of school commissioners of twenty members, one from each ward, appointed by the city council; term of office, four years; duties, unrestricted control of the schools, except as to money, which must be voted by the city council, and teachers' salaries, which must be approved by the same. There is a city superintendent and assistant, the term of each being four years. A secretary is appointed annually by the board.

*Statistics.*—Estimated population in 1878, 302,839; youth of school age, 86,961; enrolled in public schools, 45,951; average attendance, 29,518; teachers, 820; expenditures for whites, \$597,948.94, and for colored, \$80,027.06; total, \$677,976.02.

*Additional particulars.*—The city in 1878 owned 57 school-houses, erected at a cost of \$1,097,194, 9 of these being for the colored schools, and rented 8 additional buildings. Eight evening schools were opened during the first part of the year, enrolling 1,154 pupils, but they were compelled to close from the want of funds. A Saturday normal class of 132 members did good work for the city during the year. The school system of Baltimore is conducted on the plan of separate instruction for boys and girls, no experiment in coeducation having been made, except in three or four rented school-houses, which were without the rooms necessary for a division of classes. Calisthenic exercises have been introduced in the different schools, and a battalion for military drill has been organized by the pupils of Baltimore City College. The teachers' association has arranged classes for special instruction in several branches, in which the more experienced teachers render gratuitous service to the younger members of the association, and an important beneficial association of teachers has been organized for their pecuniary benefit.

### TRAINING OF TEACHERS.

#### NORMAL SCHOOLS.

The thirteenth annual session of the *State Normal School*, Baltimore, closed in May, 1878, with 217 students on the roll, 199 being ladies. At the final examination at the close of the school 166 students were present; 30 were graduated, 26 of whom are now teaching. There were 12 instructors, 2 of them being non-resident. The average number of new students being about 100 and the average number of graduates about 30, what becomes of the remainder? Thirty per cent. graduate; 15 per cent. obtain certificates and teach without graduating; 20 per cent. are unable to pay their expenses longer than a year; and 35 per cent., by reason of inadequate preparation or defective capacity, are unable to maintain their scholastic standing. School commissioners, who have the appointing power, should see to it that no students are sent to the normal school to be trained at the expense of the State except such as they know to be in good health and to possess the requisite preparation and at least average intellectual capacity. The curriculum of the school, while neither tedious nor difficult, is sufficient; and, although some graduates show more skill as teachers than others, no one holding the diploma of the school has yet failed either in instruction or discipline. The number of years in the full course is three, but the studies are so

arranged that students who enter with sufficient preparation can graduate with ease in two years. There were 1,760 volumes in the library.—(Report and return.)

*Colored Normal School, Baltimore.*—This institution, designed to prepare teachers for the public schools for colored children, receives an appropriation from the State averaging about \$20 for each pupil. For 1878 it reported 4 instructors, 100 pupils, and 4 graduates. Drawing and vocal and instrumental music are taught with the other branches of study. A model school for practice is connected with it, and there is a library of about 1,000 volumes.

*County Normal School, Cumberland.*—This, the State superintendent writes, is a summer school, held for about 6 years past, which might perhaps be better termed a normal institute. The public schools of Alleghany County close about the last of May, and such of the teachers as can be induced to attend go then to this normal school for 3 months. The last principal is spoken of as a very successful teacher. He had 3 assistants and about 50 students, in addition to a normal class of 30.—(Letter from Superintendent Newell.)

*Centenary Biblical and Normal Institute, Baltimore.*—In a return for 1878 this school gave the total number of students as 75, of whom 30 were normal students. The course covers 5 years of 42 weeks each. At the end of the last year 4 students graduated, and 3 of these have since taught. There were 5 instructors, of whom 3 were non-residents. In addition to the regular studies, vocal and instrumental music and map drawing are taught.

*St. Catherine's Normal School, Baltimore,* sends a return for 1878, giving 9 instructors, 1 being non-resident, and 120 scholars, 40 of these being normal students. There was only 1 graduate during the last year. The full course is from 3 to 4 years. There were 400 volumes in the library.

#### TEACHERS' INSTITUTES.

Fewer institutes than usual were held during the year. The loss has been made up to some extent by a revival of county and district teachers' associations, Baltimore and Cecil Counties leading the way in this direction; but it is hoped that next year will witness a revival of the institutes.—(State report for 1878.)

#### EDUCATIONAL JOURNAL.

The Maryland School Journal, edited by the State superintendent and the president of the teachers' association of Baltimore, continued its monthly issues during the school months of 1878, discussing matters connected with the instruction and government of schools, and acting thus very much the part of a normal instructor for the teachers.

### SECONDARY INSTRUCTION.

#### HIGH SCHOOLS.

The State superintendent says that since the date of his last report he has visited many high schools and a considerable number of district schools in various parts of the State. He has thus been able to form an opinion respecting the general educational work, afterward verifying the results obtained by the study of written reports. The larger enrolment and better attendance recorded in the tables are but the outward signs of internal improvement: teachers are doing better work, and their work is gradually becoming better appreciated. The links between the district school and the college are not yet complete. Comparatively few of the counties on the Western Shore have county high schools, and in some nominal high schools no Latin is taught. It would be bad policy to push the high schools where they are not wanted, for at best a county high school exerts only a limited local influence; but a similar purpose is served by the infusion of a larger number of district school teachers who are qualified to teach the studies preparatory to college when called upon. It is from this source rather than from the organization of a large number of high schools, he thinks, that a revival of learning may be confidently looked for. This plan, too, has the important recommendation that it costs the public nothing beyond the maintenance of the ordinary district school.

#### OTHER SECONDARY SCHOOLS.

For statistics of business colleges, private academic schools, and schools for preparing students for college, see Tables IV, VI, VII, and IX of the appendix, and the summaries of these in the report of the Commissioner preceding.

### SUPERIOR INSTRUCTION.

#### COLLEGES FOR YOUNG MEN OR FOR BOTH SEXES.

Of the 8 institutions for superior instruction in Maryland furnishing statistics for 1877-78, 4 report preparatory courses, and 6 report collegiate courses of from 3 to

6 years; 2 are arranged on the plan of independent schools. Washington, St. John's, and Western Maryland Colleges, receiving aid from the State, offer a limited number of free scholarships, in the case of the two latter institutions on the condition that students, after graduation, bind themselves to teach in the State for 2 years.

Johns Hopkins University provides instruction for both collegiate and university students. It thus supplies opportunities to study beyond the ordinary collegiate or scientific course, and at the same time recognizes the obligation to make the university available to the young men of Maryland who have had only such preparatory training as they could obtain at home in institutions already established. From the third annual register, it appears that the corps of teachers consisted of 6 professors, 14 associates, 1 resident lecturer, and 14 non-resident lecturers; and that the students comprised fellows, who act in part as instructors, and of whom there were 21; other graduates, numbering 42; matriculates, 25; and special students, 35; total, 123.

One of the objects of the university is to encourage original research in literature and science by the professors; and therefore, it is sought to impose on them only so much of academic duty as may be a stimulus and a guide to deeper investigations in their fields of labor. Another object has been to encourage a general interest in literary and scientific subjects by means of afternoon lectures, open to the citizens of Baltimore; and no part of the university work has been more highly appreciated than this. During 1878 nearly two hundred lectures of this class were delivered before audiences varying from 45 to 195 persons. The State superintendent makes special acknowledgment of benefits which the teachers and some of the more advanced pupils of the State normal school derived from attending these lectures.—(State report and catalogues.)

For names and statistics of universities and colleges reporting, see Table IX of the appendix, and for a summary of them, the report of the Commissioner preceding.

#### SUPERIOR INSTRUCTION OF YOUNG WOMEN.

The names, locations, prevailing influences, and statistics of institutions devoted to the higher education of young women may be found in Table VIII of the appendix, and the summary of this in the report of the Commissioner preceding.

### SCIENTIFIC AND PROFESSIONAL INSTRUCTION.

#### SCIENTIFIC.

The institutions in Maryland which give instruction in science are the State Agricultural College, College Station, Johns Hopkins University, Baltimore, and the Naval Academy, Annapolis.

In the *State Agricultural College* the course of study covers 4 years, embraces agricultural, scientific, and literary branches, and leads to the degrees of A. B. and B. S. The former is conferred on those who graduate in all the schools, the latter on graduates in the schools of astronomy, civil engineering, English literature, mathematics, physics, chemistry, and languages. To be graduated in agriculture, students must pass satisfactory examinations in English, mathematics, agriculture, and chemistry. State Superintendent Newell reports the Agricultural College in a prosperous condition, financially and educationally; the attendance not so large in 1878 as it had been, but the organization more complete, the discipline good, the facilities for learning quite equal to the demand, and the domestic department well managed. Agriculture is gradually assuming the rank to which it is entitled in such an institution, and there is a prospect of establishing one or more workshops in which the elements of mechanical industry may be learned in a practical way.—(Register and State report.)

*Johns Hopkins University* gives advanced instruction in physics, chemistry, biology, zoölogy, botany, physiology, histology, hydronamics, and political science. Besides 85 special students in these subjects there were also regular students, the exact number of whom cannot be determined from the return received.

The prescribed instruction in the *Naval Academy* embraces scientific and literary branches, as well as those more directly pertaining to the naval service. The departments are those of seamanship, ordnance, and gunnery; mathematics; steam engineering; astronomy; navigation and surveying; physics and chemistry; mechanics and applied mathematics; English studies, history, and law; modern languages; and drawing. The course of study covers 4 years and is supplemented by 2 years of practical seamanship. The number of cadet midshipmen allowed is one for each member and delegate of the House of Representatives, one for the District of Columbia, and ten appointed annually at large. In addition to these, the law now provides for the appointment of 25 cadet engineers annually. The course of study for these also comprises 4 years at the academy and 2 at sea; and all who finally graduate are commissioned assistant engineers in the Navy, as vacancies occur. Candidates for admission to the academy as cadet midshipmen must pass a satisfactory examination in reading, writing, spelling, arithmetic, geography, and English grammar; those who

would be cadet engineers, in addition to the branches mentioned, are examined in algebra, through equations of the first degree, plane geometry, and rudimentary natural philosophy. They must also exhibit a fair degree of proficiency in pencil sketching and show evidence of mechanical aptitude.—(Annual register.)

For statistics of these schools, see Table X of the appendix, and the summary of it in the report of the Commissioner preceding.

#### THEOLOGICAL.

The schools for instruction in *theology* reporting for 1878 are the Centenary Biblical Institute, Baltimore (Methodist Episcopal); St. Mary's Seminary of St. Sulpice, Baltimore (Roman Catholic); Scholasticate of the Congregation of the Most Holy Redeemer, Ilohester (Roman Catholic); and Woodstock College (Roman Catholic). In Western Maryland College certain theological studies are pursued in connection with the collegiate course by students intending to enter that profession.

*Centenary Biblical Institute* is designed to prepare young men of the colored race to be gospel ministers and teachers. There is a preparatory course for those who are not qualified to begin the theological or normal studies, and a special course for students of advanced age, who may make such selections, under the direction of the president, as will accord with their previous attainments and the length of time they can devote to study. All, however, are advised to pursue the full course of three years when it is possible for them to do so.

*St. Mary's Seminary* reports a course of 5 years; but whether this includes preparatory instruction as well as theological is not stated.

The *Scholasticate* reports a course of 6 years in each branch, the preparatory and theological.

In *Woodstock College* the theological course covers 4 years; that in philosophy, 3.—(Returns and report.)

For statistics, see Table XI of the appendix, and the summary of it in the report of the Commissioner preceding.

#### LEGAL.

The only school of law reporting for this State is the Law School of the University of Maryland, Baltimore. Its course of study covers 2 annual sessions of 8 months each. No examination is required for admission, but it appears that 45 of its 62 students in 1878 had received a degree in letters or science.—(Return.) For statistics, see Table XII of the appendix, and the summary of it in the report of the Commissioner preceding.

#### MEDICAL.

The *College of Physicians and Surgeons* and the *School of Medicine of the University of Maryland*, both at Baltimore, present the regular 2 years' course of medical lectures and an optional graded course of 3 years. In neither is there any examination for admission. The College of Physicians and Surgeons reports a great increase in the number of pupils and also in the material advantages of the school for clinical and other instruction. In the medical department of the University of Maryland a summer course of medical instruction has been established which extends over 3 months and is free to all matriculates of the university.—(Returns for 1878 and printed reports.)

Dental instruction is given in the *Baltimore College of Dental Surgery* and the *Maryland Dental College*, also at Baltimore, both having courses of study covering 2 years.

The *Maryland College of Pharmacy*, at Baltimore, besides direct instruction in pharmaceutical manipulations, provides courses of study in materia medica and botany and in practical and analytical chemistry.—(Printed report, 1878.)

For statistics, see Table XIII of the appendix, and the summary of this in the report of the Commissioner preceding.

### SPECIAL INSTRUCTION.

#### THE EDUCATION OF DEAF-MUTES.

The *Maryland Institution for the Education of the Deaf and Dumb*, Frederick, sends no report for 1878, but a return gives 9 professors and instructors (1 being a semi-mute) and 110 pupils, 3 of whom graduated and are teaching in other institutions. The course averages 4 years, and a few pupils take the higher mathematics and languages in addition to the common school branches. Shoemaking, cabinet making, and printing are also taught. The library has 2,000 volumes.

#### EDUCATION OF THE BLIND.

The *Maryland Institution for the Instruction of the Blind*, Baltimore, reported 49 pupils at the end of 1877; later, 21 were admitted and 12 discharged or withdrawn, so that 58 remained in December, 1878. Of this number, 16 were beneficiaries from the District of Columbia. There were 9 instructors (including the superintendent and 2 phys-



cians) and 3 blind employés and workmen. The English branches and music are taught, also broom and mattress making, the use of the sewing machine, and piano tuning and repairing. In addition to the 254 embossed books in the library, there were about 225 reference books for the use of teachers and others who see.—(Printed report and return.)

In connection with the two mentioned there is an *Institution for the Colored Blind and Deaf-Mutes*, Baltimore, which is not an asylum for indigent blind and deaf-mutes, but a school intended to furnish a suitable education to its pupils and to give them instruction in such trades as will assist them in their future support. Since its opening in 1872 there have been 52 pupils admitted, of whom 29 were blind and 23 deaf-mutes. At the end of 1877 the institution had 14 blind and 16 deaf-mutes, and during the following year 6 were received and 2 discharged, leaving 34 at the end of 1878. The attendance of the pupils was more regular in 1878 than before, and their progress more satisfactory. The larger blind boys were learning to make good brooms, while 4 of the larger deaf-mute boys were learning shoemaking. The girls and small boys were doing good work in plain sewing and knitting, and all were acquiring habits of industry and obedience.

#### REFORMATORY AND INDUSTRIAL TRAINING.

In the report from the *House of Refuge*, Baltimore, it is stated that since the commencement of the operations of the refuge in 1855, 2,844 inmates have been under its charge. The average number during the year 1878 was 224. There were 67 boys received during the year and 26 discharged, leaving 230, studying under 6 teachers, including 1 of music. The school department has 5 schools of different grades, in which the ordinary English branches and vocal and instrumental music are taught with gratifying success. The boys are also systematically employed at some handicraft, such as shoemaking, tailoring, farming, &c., so that they may have a remunerative occupation when discharged from the refuge. Some of the former inmates now hold places as organists, teachers of music, and leaders or members of choirs.

The *House of Reformation and Instruction for Colored Children*, at Cheltenham, sends no report for 1878; but at the end of 1877 there were 208 children under care, and since the opening of the institution in 1873 there have been 406 received. There were 3 teachers, and the school duties had been continued as usual during the year. Gardening, farming, tailoring, and shoemaking seem also to have been taught.

#### M'DONOGH INSTITUTE, OWINGS' MILLS.

This school, meant to train poor boys of respectable parentage at once in healthful physical occupation and in the elements of a good English education, with some instruction in modern languages, sends no report for 1878.

#### MARYLAND INDUSTRIAL SCHOOL FOR GIRLS, ORANGE GROVE.

This institution, in which are taught elementary English, French, and music, with domestic work, plain and fancy needlework, dressmaking, packing and canning of fruit, &c., sends no report for 1878. There were 25 girls remaining, at the end of 1877, out of the 47 who entered; and 3 teachers are mentioned, besides a superintendent.

#### EDUCATIONAL CONVENTIONS.

##### STATE ASSOCIATION.

Superintendent Newell says that the State Teachers' Association met in Baltimore, in July, 1878; that the attendance was good, and the work interesting and profitable; and that some of the papers read deserve a permanent place in our educational literature. He gives no further account of the meeting, nor is it reported in the *Maryland School Journal*.

##### ASSOCIATION OF SCHOOL COMMISSIONERS.

The Association of Public School Commissioners held its annual meeting in Baltimore on December 16 and 17, 1878. Committees were appointed on the school law, to report what changes, if any, are needed; on the school fund, to report what steps are necessary to secure payment of that portion of the free school fund which was withheld in 1877; and on school-houses, to report on the best plans of school-houses, brick and frame, with one, two, three, and four rooms.

##### CHIEF STATE SCHOOL OFFICER.

Hon. M. A. NEWELL, *State superintendent of public instruction, Baltimore.*

**MASSACHUSETTS.**  
**STATISTICAL SUMMARY.**

	1876-77.	1877-78.	Increase.	Decrease.
<b>POPULATION AND ATTENDANCE.</b>				
Persons of school age (5-15).....	296,375	297,202	827	.....
Persons of all ages in public schools...	307,832	310,181	2,349	.....
Persons under 5 attending.....	2,058	1,945	.....	113
Persons over 15 attending.....	28,190	27,404	.....	786
Average attendance.....	222,704	228,447	5,743	.....
Ratio of average attendance to the number of school age.	72.34	76.85	4.51	.....
Number attending evening schools....	11,529	11,717	188	.....
Average attendance in evening schools.	5,305	5,552	247	.....
<b>SCHOOLS.</b>				
Number of public schools.....	5,556	5,730	174	.....
Number of high schools.....	216	216	.....	.....
Average length of term in days.....	175	176	1	.....
Number of evening schools.....	92	94	2	.....
<b>TEACHERS AND THEIR PAY.</b>				
Male teachers in public schools.....	1,176	1,118	.....	58
Female teachers in public schools.....	7,544	7,390	.....	154
Number of both sexes.....	8,720	8,508	.....	212
Number trained in normal schools....	1,898	3,060	1,162	.....
Average monthly pay of men.....	\$82 22	\$75 64	.....	\$6 58
Average monthly pay of women.....	34 20	33 04	.....	1 16
Teachers in evening schools.....	445	457	12	.....
<b>ACADEMIES AND PRIVATE SCHOOLS.</b>				
Incorporated academies.....	44	64	20	.....
Average attendance.....	3,939	8,454	4,515	.....
Aggregate tuition fees.....	\$131,693	\$185,334	\$53,641	.....
Unincorporated private schools.....	326	399	73	.....
Estimated average attendance.....	15,228	15,540	312	.....
Estimated tuition fees.....	\$439,603	\$325,060	.....	\$114,543
<b>STATE SPECIAL SCHOOLS.</b>				
Charitable and reformatory schools...	18	19	1	.....
Number of different pupils.....	1,541	1,219	.....	322
Average number of pupils.....	875	789	.....	86
Number under 5 years of age.....	40	15	.....	25
Number over 15 years of age.....	367	372	5	.....
Number 5-15 remaining at the end of the year.	443	500	57	.....
Male teachers in such schools.....	2	4	2	.....
Female teachers in such schools.....	16	15	.....	1
Length of term in months.....	12	12	.....	.....
<b>INCOME AND EXPENDITURE.<sup>6</sup></b>				
Receipts for public schools.....	\$5,481,598	\$4,535,635	.....	.....
Expenditure for these.....	5,582,519	5,166,988	.....	.....
<b>STATE SCHOOL FUND.</b>				
Amount of available school fund.....	\$2,067,000	\$2,067,000	.....	.....

<sup>6</sup> The figures for income and expenditure for school purposes here given are approximations only. The aggregate amount of local taxation is not reported by the secretary of the State board of education, but all the towns and cities of the State raised the \$3 per capita of their population of legal school age which entitled them to a share of the school fund. As many of them considerably exceeded the minimum set by law, the figures given are incomplete, and no comparison between the two years reported can safely be instituted.

(From State reports for the two years indicated, and especially from those of Hon. John W. Dickinson, secretary of the State board of education.)

## STATE SCHOOL SYSTEM.

## OFFICERS.

A board of education of 10 members attends to State public school affairs. A secretary of the board, appointed by it, performs substantially the duties of a State superintendent of public instruction. One or more agents, also appointed by the board, assist the secretary in the work of visiting schools and stimulating teachers to a higher standard. A State director of art education is the head of the State Normal Art School and has general supervision of drawing in the public schools of cities with 10,000 or more inhabitants.

‡ The local officers are school committees of 3 members or some multiple of 3, where the town system has been adopted, and prudential committees of 1 member each, where the district system is in operation. Superintendents of public schools are appointed annually in such towns as require this by a legal vote and in such cities as direct it by an ordinance of the city council.

The law provides that no person shall be deemed ineligible to serve on a school committee by reason of sex.

## OTHER FEATURES OF THE SYSTEM.

The public school system comprises common, high, normal, evening, and industrial drawing schools; the normal schools include a normal art school.<sup>1</sup>

In each town a sufficient number of schools for the education of all the children who may legally attend are to be taught for at least six months in each year. Reading, writing, spelling, English grammar, geography, arithmetic, drawing, history of the United States, and good behavior must be taught; and, if the school committee deem it expedient, algebra, vocal music, sewing, agriculture, physiology, and hygiene may be added. Every town containing 500 families or householders must also maintain a school in which instruction may be given in general history, bookkeeping, surveying, geometry, natural philosophy, chemistry, botany, the civil polity of Massachusetts and of the United States, and the Latin language. In towns containing 4,000 inhabitants the teachers of these high schools must be competent to give instruction also in the Greek and French languages, astronomy, geology, rhetoric, logic, intellectual and moral science, and political economy. In towns or cities containing over 10,000 inhabitants provision must be made for free instruction in industrial drawing, under the direction of the school committee, either in day or evening schools, to all pupils over 15 years of age. Text books and stationery are to be supplied to pupils that cannot otherwise procure them.

Children between 8 and 14 years of age must be sent to a public school at least 20 weeks in each year unless other suitable provision be made for their education. Parents or guardians neglecting to comply with this requirement are liable to a fine (not exceeding \$20) unless their failure has been caused by poverty or by some disability on the part of the child. It is the business of truant officers to inquire into all cases of such neglect, and to prosecute when so directed by the school committee. No person may be excluded from a public school on account of race, color, or religious opinions.

Daily reading of some portion of the Bible, without note or comment, is required in the public schools; but no pupil is compelled to read from any particular version when parents or guardians express conscientious objections to such version.

No teacher can be legally employed in any public school until he has received from the school committee a written certificate of his qualification; and teachers of district schools cannot recover payment for services until they have filled up and completed, in accordance with law, the registers of schools kept by them.

Public schools are sustained by taxation and by the income from the State school fund. One-half the income of the fund is apportioned to the several towns in the State towards the support of public schools in general without a specific annual appropriation. The other half is devoted to the payment of specific appropriations made for educational purposes. Towns are not allowed their proportion of the public funds if they have failed to raise by taxation for the support of schools a sum equal to \$3 for every child of school age therein; this sum to be used only for wages and board of teachers, fuel for the schools, and care of fires and school rooms. All towns refusing or neglecting to raise money for public schools forfeit a sum equal to twice the highest sum ever before voted for the support of schools therein; and towns refusing or neglecting to choose school committees forfeit not less than \$500 nor more than \$1,000, to be paid into the county treasury.—(School laws, 1875.)

## GENERAL CONDITION.

The schools of the State, Secretary Dickinson says, were on the whole in a flourishing condition in 1877-78, as shown by the percentage of attendance on them, by

<sup>1</sup> Union schools, "for the benefit of the older children of several associated districts," are also sanctioned by law.

the amount of money expended for their support, and by the great interest the people took in their welfare.

The statistics show an increase for the year of 827 in the number of youth 5 to 15 years of age, of 2,349 in the public school enrolment, and of 5,743 in average attendance. The number of public schools in operation was 174 more than in 1877, and of evening schools 2 more, while that of public high schools remained the same. There were also in operation, besides the 5,730 public day schools, with their 310,181 pupils, 399 private and parochial schools, with 15,540 pupils, and 64 academies, with 8,454 pupils, making a grand total of 334,175 attending public and private schools and academies, or 36,973 persons more than the number of legal school age (5 to 15). On the other hand, there was a decrease of 212 in the number of teachers employed in day schools, and of \$6.58 in the average monthly pay of men and \$1.16 in that of women, although the number of teachers who had been trained in normal schools was 1,162 more than in 1877.

The secretary says that the teachers of the State are, on the whole, able and faithful; but that there are many who do not possess the natural and acquired gifts that make a complete teacher, the demand not being urgent enough to call the best talent into the profession. The economical spirit of the people has led them to reduce educational appropriations, in some cases to the great injury of the schools. Not only has the length of term been shortened in many towns and the pay of teachers cut down, but in numerous cases cheaper and poorer teachers have been substituted for those of experience and skill, and means of illustration greatly needed have not been supplied. Generally the old rote methods of teaching are still practised, though much has been done by graduates of normal and training schools, by teachers' institutes, and by school superintendents towards breaking up this unnatural method of using words unassociated with ideas. The inadequacy of the State school fund, too, cramps educational work and renders necessary an annual appropriation to meet deficiencies. Still, notwithstanding these imperfections, continued improvement is looked for in view of the earnest desire for it that appears in school officers, teachers, and people.—(State report for 1878 of Hon. John W. Dickinson.)

#### APPENDIX TO STATE REPORT.

Following the reports of the State board of education and its secretary for 1877-78 are some valuable papers: (1) D. F. Lincoln, M. D., of Boston, on "Hygiene of public schools in Massachusetts;" (2) Carroll D. G. Wright and H. G. Wadlin, on "The results of the Massachusetts public school system;" (3) an outline course of study for the primary and grammar schools of Boston, with accompanying suggestions; (4) a preliminary report by the subcommittee appointed to prepare a course of study for the public schools of Norfolk County, presenting such a course for three years.

#### NEW LEGISLATION.

The following modifications of the school laws were passed and approved in 1878: (1) School committees were authorized to furnish stationery as well as school books at cost to all pupils, and without charge to those whose parents should be unable to supply them; (2) a former act allowing committees to approve private schools as places for instruction of public pupils was restricted by requiring satisfactory evidence that the teaching corresponds in thoroughness and efficiency with that in public schools, and that the progress of pupils in the studies required by law equals that in like studies in the public schools; the instruction in these schools, moreover, is to be in English; (3) it was made the duty of every city and town with 5,000 or more inhabitants to take action for the care and education of neglected children, which in 1867 they had only been empowered to do; (4) neglect to enforce the laws of the Commonwealth relating to truancy was added to the other items of neglect which should forfeit to towns and cities their share of the distributable school fund, this, however, not to take effect till 1880; (5) the law relating to the employment of minors was amended by requiring persons having children under 16 years of age in their employ to keep on file, and exhibit on demand to the truant officers, a certificate from the school committee of the age and place of birth of every such child and of the amount of his or her school attendance for the year preceding employment; the penalty for neglect of this requirement being \$20 to \$50. After May 1, 1880, no child that cannot read and write may be employed in any manufacturing, mechanical, or mercantile establishment while the public schools of his town or city are in session.

#### KINDERGÄRTEN.

For information respecting these institutions in the State, see Table V of the appendix following, and a summary of its statistics in the report of the Commissioner preceding.

## CITY SCHOOL SYSTEMS.

## OFFICERS.

School committees consisting of some number divisible by 3, with provision for change of one-third at the annual elections, form the rule in the cities of the State as well as in the towns. These committees usually choose a superintendent, to whom is given the general control and supervision of the schools. Boston, besides a superintendent, has a board of supervisors, not to exceed six, to visit and examine the schools.

STATISTICS. *a*

Cities.	Population in 1875.	Children of school age, 5-15.	Enrolment <i>b</i>	Average attendance.	Teachers.	Expenditure.
Adams.....	15,760	2,995	2,995	1,821	67	
Boston.....	241,919	58,024	54,098	48,466	1,063	\$1,695,777
Cambridge.....	47,838	8,218	9,521	6,357	186	163,938
Chelsea.....	20,737	3,169	3,919	2,942	67	
Fall River.....	45,840	9,047	9,376	5,597	129	143,272
Fitchburg.....	12,280	2,065	2,505	1,868	59	37,912
Gloucester.....	16,764	3,843	4,256	3,097	101	53,453
Haverhill.....	14,628	2,591	2,921	2,311	70	
Holyoke.....	16,200	2,523	2,031	1,301	42	33,524
Lawrence.....	84,907	6,088	5,000	4,082	122	264,704
Lowell.....	49,688	7,540	8,089	5,357	156	2127,048
Lynn.....	32,600	5,799	5,650	4,409	117	107,268
New Bedford.....	25,876	4,208	4,122	3,394	103	
Newburyport.....	13,323	2,511	2,285	1,532	46	
Newton.....	16,105	2,681	3,382	2,454	86	83,606
Pittsfield.....	12,267	2,483	2,411	1,620	68	29,917
Salem.....	25,955	4,460	4,190	2,766	86	79,962
Somerville.....	31,868	4,157	4,906	3,549	88	284,692
Springfield.....	31,053	5,375	5,877	4,332	116	84,796
Taunton.....	20,429	3,206	3,261	2,681	71	47,158
Worcester.....	49,317	9,097	9,901	6,802	177	141,678

*a* For the sake of uniformity, the statistics here given are taken from the tables appended to the State report for 1877-'78, except as respects expenditures. These and the additional particulars are from written returns and published reports of the cities mentioned. Adams, the first mentioned, has been divided since the year to which these statistics relate, and the population of the part which retains that name has been brought below the minimum (7,500) required for notice in the city table of this Bureau. It will not, consequently, appear again till its population reaches that number.

*b* The enrolment in this State often exceeds the number of children of school age because of the narrow limits of that age.

*c* From a census taken in May, 1876.

*d* From city report of 1878.

## ADDITIONAL PARTICULARS.

Boston in 1877-'78 had the following day schools: 1 normal school for girls, with an average enrolment of 83 pupils; a Latin school for boys, with an average of 388; a Latin school for girls, with an average of 23, besides 7 other high schools, with a total average of 1,582; grammar schools, 49, with 26,189 as a total average enrolment; primary schools, 116; average enrolment, 19,088. After a long discussion as to the admission of girls into the Latin school for boys, a Latin school for girls was opened in January, 1878. It is meant to give girls a fair preparation for the collegiate courses now open to their sex and to qualify them for higher work as teachers. The normal school gives professional instruction to such female graduates of the high schools as desire to become teachers in the public schools of the city. A Kindergarten, established in 1870, prepared children 3 to 6 years old for promotion to the primary schools when qualified. In the primary schools, besides the rudimentary literary studies, the regulations require that instruction in vocal music be given one hour a week and instruction in drawing 2 hours each week by the regular teachers; that in the grammar schools the training in these branches shall be continued, though half an hour less is given to drawing; and that in the fourth, fifth, and sixth classes of each grammar school instruction in sewing shall be imparted twice a week, for one hour at a time, by special teachers, with the assistance of the regular ones. Physical exercises in concert are also to be gone through with in each school room, under the regular teacher, for not less than five minutes of each session. Morals, manners, and deportment are to be cared for by every teacher. In the high schools there are special teachers of drawing, music, French, and German; those for the two former giving some attention also to the lower schools. For the girls' high schools there is a teacher of gymnastics; for the boys' schools, one of military drill.

Besides the day schools, there were reported, for the half year ending with March, 23 evening schools, 16 of them for elementary instruction, with 108 teachers and 4,744 pupils; 6 for instruction in drawing, with 15 teachers and 1,634 pupils; and 1 for

high school studies, with a total registration of 2,597 pupils, under an average of 11 teachers.

In March, 1878, the city lost the valuable services of Mr. Philbrick, who had been superintendent of its schools for twenty years in all and had done much to regulate their grades, improve their methods, and secure for them the reputation which they now enjoy. His parting words refer little to himself, his services, or his success, but are largely devoted to an argument for the retention of a high standard in the city schools. Ridiculing the frequent cry that too much education is now given, he says it is not so at present, and that under a voluntary system there is no danger that it will be so; that people are suffering not from being too well educated, but from not being educated well enough; and that, as Jules Simon says, "The first people is that which has the best schools; or, if it not the first to-day it will be the first to-morrow."—(Thirty-third and thirty-fourth semiannual reports and regulations of the public schools, 1878.)

At *Cambridge* the whole number of day and evening schools was 37 in 1878, embracing 1 training school to prepare teachers, 1 high school, 7 grammar schools, 20 primary, 6 ordinary evening schools, and 2 evening drawing schools. The teachers included a teacher of music and 1 of sewing. The training school is said by the committee to have done very thorough work in 1877-78, and like praise is given to the high school. The grammar and primary classes connected with the training school have been for several years continuously under the same teachers, and (probably largely from this cause) are spoken of as "model schools, and as such invaluable in their educational service to future teachers." Sewing was introduced into one of the grammar schools in the opening session of 1877-78 and continued throughout the year, apparently with general approval. For the first time since 1874 a report of the work of truant officers under the charge of the committee is presented, showing that during the year they had attended to 7,822 cases in which complaint was made of absence, tardiness, or truancy. Of these, 6,367 were cases of absence, 1,439 of which were found to be from sickness, 591 from destitution, and 3,548 from excuse by parents. Of the truants found, 7 had in the year been prosecuted to conviction, 45 were held on probation, and others either restored to their own school or placed in a school in which such pupils receive special attention.—(Report, 1878.)

*Fall River* had 32 school buildings, with 7,690 sittings for study, and, in addition to the regular branches, music, drawing, and sewing were taught by special teachers.—(Return for 1878.)

*Nickburg* reports 1 high school, 3 grammar schools, 7 intermediate, 10 secondary, 10 primary, and 8 ungraded. An increased attendance on the schools is attributed partly to the action of the truant officer of the board, partly to a lack of employment for the children. Singing, writing, and drawing were taught by 3 special teachers. An evening drawing school had 42 pupils under 2 teachers; and an evening common school had 130 pupils under 10 teachers.—(Report for 1878.)

*Gloucester* in 1878 reports 1 high school, 7 grammar, 4 mixed schools, and 16 primary. There were also 3 extra schools held during the winter months of 1877-78, each in charge of 1 male teacher, and enrolling together 92 pupils, of whom 66 were beyond the legal school age. On account of the proportionately large expense of these short schools and the comparatively small average attendance, Superintendent Marvel advised the substitution for them of a central ungraded school, to be maintained during the school year for pupils whose necessary employments prevent them from getting the full benefit from attendance on closely graded schools, for those whose parents wish them to avoid what they consider "ornamental branches," and for such older boys as may be willing to submit to the same restrictions as other pupils. In September, 1878, the school committee received from Miss Marion Hovey, on behalf of the trustees of the estate of the late George O. Hovey, an offer of \$600 to start some well devised plan for the industrial education of the school children. In accordance with a suggestion which accompanied the offer, the committee, on accepting it, made arrangements for teaching sewing to girls in the two upper classes of 3 schools, and the use of carpenters' tools to four other classes, consisting of 42 boys and 6 girls. The object of this instruction is not to teach a trade, but to supplement education of the brain by education of the hand and eye. The pupils are said to have been interested in the work and to have made highly satisfactory progress.—(Report.)

*Holyoke* reports 39 schools below the high school, 3 of them ungraded, others primary, intermediate, and grammar. There was a gradually increasing attendance, only 229 children being neither at work nor in school. The school rooms were crowded to their utmost capacity, in 14 school buildings, with 1,615 sittings, and a building was in process of erection. The 2 evening schools had an enrolment of 519 pupils and an average attendance of 262. The evening school at South Holyoke was reported to be the most successful ever held in that part of the city. In the day schools the common school branches, drawing, and music were taught.—(Report and return for 1878.)

*Lawrence* reports 1 training school, 1 high school, 3 grammar schools, and 15 middle and primary, in 20 school buildings. There was an increase in attendance in all the

grades, several new schools being established and assistants being needed for the first time in many rooms. Through earnest efforts to make the schools attractive, the average attendance was nearly 95 per cent. of the average belonging. Music, drawing, and other studies were added to the grammar school course, and the high school course has been extended to cover four years instead of three. The free evening schools were continued, as also the evening drawing school; and a high school department was added, partly for the benefit of those who wished to prepare themselves for business, partly for others who, for want of preliminary training, were unprepared for the work in the evening drawing school; attendance in these schools, 652; teachers, 42.—(Report and return, 1878.)

*Lowell* reports 1 high school, 8 grammar, 1 intermediate, 2 mixed, and 67 primary day schools. There were 3 more schools, 5 more teachers, 547 more children of school age, and 404 more in the average belonging in 1878 than in 1877. The attendance in all the schools was 91 per cent. of the enrolment. A new primary school building was erected, but, as one was sold, the number of school-houses remains 41. The city reform school had 153 under instruction during the year, and 65 pupils remaining in December, 1878. A mill school numbered 97 scholars, with an average attendance of 42. Evening schools, 5 in number, including a high school, were in session 84 evenings, with 1,397 pupils; average attendance, 524, and 63 teachers. The course of instruction was unchanged, and each school was graded as far as possible.—(Report for 1877-'78.)

*Lynn* had 98 school rooms, each under one teacher. The evening schools were continued. There were special teachers for drawing, music, and penmanship.—(Return for 1878.)

*Marlborough* had 2,127 children of legal school age; 2,137 in school; 11 school-houses, with 1,950 sittings; and a total expenditure for 1878 of \$20,661.—(Return for 1878.)

*Milford* reports a thorough revision of the school course, with an almost entire change of text books, and great increase in the efficiency of the schools.

*Newton* reports 3,359 pupils in 1878, with an average daily attendance of 2,527. The 18 school-houses, with 3,676 sittings, and grounds were all in excellent condition. Regular bimonthly meetings of teachers of all grades were carried on during the year, at which the results of actual experiments and methods of the school room were reported. The plan seems to be of advantage in the successful working of the entire school system. The military drill introduced in 1877 in the high school was continued. French and German were taught, and the pupils in German had a conversation class outside of the school which was extremely popular. An evening school, with 2 teachers, was reported.—(Report and return for 1878.)

*Northampton* estimated its population as 10,950 in 1878. There were 2,088 children of legal school age, and 2,073 in school under 57 teachers, in 23 school-houses, with 3,000 sittings. There were 2 special teachers for drawing and music employed. The value of school property was \$91,000.—(Return for 1878.)

*Pittsfield* had 49 school buildings, with 2,169 sittings; also, 14 ungraded schools.—(Return for 1878.)

*Quincy* presents a report for 11 months of 1878 which is a model of its kind; the committee state in what directions they have found advantage from the system pursued for four years past and the superintendent tells how these advantages have been secured. A great improvement in reading, in arithmetic, in the use of language and composition, and in the moral atmosphere and spirit of the schools is said to have been secured, and all this at less cost per capita than before the present system was introduced. The means used to secure these improvements, the superintendent says, has been mainly the instructing of teachers to apply the science of instruction. To this end, meetings of teachers have been held often and books on teaching have been furnished. The superintendent has himself taught classes almost every day to show how they should be instructed, and he has followed different methods of teaching step by step, with kind criticism, many times giving aid, until some definite results were reached. By a system of constant examination weaknesses in the work were found and were traced to defects in teaching. Teachers were shown that to strengthen the minds of their pupils they must base all instruction on the actual knowledge gained by the pupils, and that no step can be taken in advance of what the pupil knows and does; and, from the conviction that much depends on beginning rightly, great pains were taken to train for the lowest classes good primary teachers who would be patient, gentle, kind, and yet thorough in instruction. It is not claimed by the superintendent that the Quincy system is original, but only that it is a fair application of well established principles in a sphere in which he has enjoyed special advantages from the full confidence reposed in him by the committee.

*Salem* reports 79 schools, viz: 1 special, 1 high, 28 grammar, and 49 primary. At the drawing schools free hand and mechanical drawing, composition, design, modelling in clay, and charcoal and crayon sketching were taught, and there was also a normal class for industrial art. Instruction in vocal music was given in the primary and grammar schools, but not in the high school. The percentage of attendance on average belonging in all the schools during the year rose from 88 to 90. A special school

for children employed in the Naumkeag Mills had 129 pupils, with an attendance, when last reported, of 40 each half day; this was less than usual, because children's labor was dispensed with in the mills and many had joined the public schools.—(Report for 1878.)

*Somerville* organized 4 new schools during 1877-78, with the prospect that an additional one would have to be formed at the beginning of the next school year. There were 82 day schools, divided into the usual 3 grades, primary, grammar, and high, and 1 evening school. In all the schools prominence was given to the study of language. In the primary departments improvement was made in all branches. There were 32 graduates from the high school and 126 from the grammar, 92 of whom entered the high school.—(Report and return for 1878.)

*Springfield*, for 1878, reports 28 day schools, 8 of them ungraded or mixed, with 4 evening schools, 2 of which are for drawing. There were 109 teachers, 2 of them special for drawing and music. The drawing school enrolled 135 and the evening schools 352. The attendance at the day schools was slightly greater than in 1877. The increase of attendance in the high school necessitated an extra teacher for a part of the time, and the graduating class was nearly double the ordinary number. The excellent results of the careful and systematic instruction in drawing commenced a few years ago in the primary grades were realized in the upper grades of the grammar school and in the work of the class organized in the high school.—(Report for 1878.)

*Taunton* had 36 schools, 17 of them ungraded, 3 evening schools, 1 high, 5 grammar, and 10 primary. The estimated value of school property was \$202,000.—(Return for 1878.)

*Waltham* had 10,500 population, with 1,995 children of school age, 1,762 of whom were in 18 school buildings, under the charge of 43 teachers. There was 1 evening school; also a special teacher for music in the day schools. The total expenditures for 1877-78 were \$28,240, and the school property was valued at \$180,000.—(Return for 1878.)

*Woburn* had in 1878 an estimated population of 10,445; youths of school age, 2,267; enrollment in public schools, 2,198; average attendance, 1,775. There were 20 different school buildings, with 2,332 sittings, 36 teachers, and a music teacher. The school property was estimated at \$213,500; the total expenditures at \$26,593.—(Return for 1878.)

*Worcester* reports 36 school buildings, with 8,997 sittings, and 11 evening schools, 5 of them for drawing. There was an increase of 383 pupils in 1877-78. At the end of the June term 56 pupils graduated from the high school. Special teachers for drawing and music were employed. A new school-house was erected and other accommodations required were provided. Of the teachers employed in the schools, 100 were graduates of the Worcester Training School or of a State normal school.—(Report for 1878.)

## TRAINING OF TEACHERS.

### NORMAL SCHOOLS.

The State sustains 6 of this class of schools, 5 of them (at Bridgewater, Framingham, Salem, Westfield, and Worcester) for the training of the ordinary teachers for the public schools, and 1 (the Normal Art School, at Boston) to prepare trained instructors in industrial art for the schools of towns and cities that must teach it in their schools. The number of pupils in all these schools for the year 1877-78 was 1,136, of whom 265 were in the Normal Art School; graduates for the year from the 5 first mentioned, 201; certificated pupils from the art school, 68. Secretary Dickinson says that more than 90 per cent. of the graduates of the normal schools find employment as teachers within the State, and continue teaching on an average for six years, a large number making it a lifework. According to the last report received from the towns, there were then 1,411 persons teaching who had attended these schools without graduating, besides 1,649 who had graduated, some from a two years' course, some from a four years' course, making in all a number equal to 35 per cent. of all the teachers in the public schools. In view of the good work which these trained teachers generally do, in view of their influence on other teachers in improving methods of instruction and of discipline, and in view of the esprit de corps which they excite in favor of high professional attainments throughout the great body of educators, it is evident that the State gets back a full return for its expenditure on the normal schools.

In the Normal Art School, since its foundation in 1873, there have been in all 1,162 pupils under training, of whom 746 were young women. Its course is of four years.

Besides the State schools there is in Boston a City Normal School for Girls, which in 1877-78 had 102 pupils and graduated 58. Cambridge, too, had a training school for her teachers, which admitted 15 pupils in September, 1878, and Quincy another, which numbered 34 in that year. One at New Bedford has made no report.



## TEACHERS' COURSES.

Both Harvard University and Wellesley College now offer courses for the training of teachers, the former especially in the natural sciences in the Lawrence Scientific School throughout each session, and in botany, chemistry, mineralogy, and geology during vacation.—(Catalogues.)

## TEACHERS' INSTITUTES.

Institutes, commencing September 4 and ending November 16, 1878, were held in seven of the fourteen counties of the State, 82 towns with 1,215 members being represented. Their general purpose is to aid teachers in their work by showing them better methods of teaching and better plans of school organization. The length of sessions was limited to two days each, with two or three evening lectures, while actual teaching was substituted in most cases for talking and lecturing. The policy of organizing small institutes was adopted, so as to visit the smaller towns and thus make the work resemble more that of a school. In this way both teachers and citizens have been admitted, and the interest and enthusiasm excited were never greater than in the meetings of 1878.—(State report for 1877-78.)

## EDUCATIONAL JOURNAL.

The New-England Journal of Education, published weekly at Boston, rendered in 1878, as previously, invaluable aid to the teachers whom it reached, alike by its full educational intelligence and by numerous articles of special correspondents relating to means of improvement in school work. The Primary Teacher, issued monthly from the same office, but under another editor, did its fair share in the same general direction, devoting itself especially to the interests of primary and Kindergarten instruction. Good Times, also monthly, Boston, rendered educational service in another line by furnishing for day and Sunday schools much useful matter for school exercises and exhibitions.

## SECONDARY INSTRUCTION.

## PUBLIC HIGH SCHOOLS.

There were 216 of these schools, with 19,547 pupils and 595 teachers, reported in 1877-78, most of them maintaining their usual standard of excellence. The high schools of Boston and Cambridge rank as fitting schools for college or as seminaries for the higher education of pupils whose school life is to end in these institutions. The school in Salem admitted pupils from neighboring towns in which there were schools of a like grade. The Springfield high school course was so arranged that the most practical branches were taught in the first and second years, thereby enabling those who only remained a short time to acquire a knowledge of the subjects which would be most useful to them in after life. In general there were both classical and English courses of 4 or 3 years, although in some cases the course was rated as 3 years when it practically covered 4 years. The question whether it is expedient for the State, in making provision for education at the public expense, to go beyond the elementary stage, seemed to still engage the attention of superintendents and school committees. Some considered that the arbitrary standards of admission to the high schools and the repressive examinations deterred many children from entering them who otherwise would have done so; moreover, those who only finished the grammar school course often hold higher rank in their professions than those who have passed through the high schools. Other school officials urged the advisability of having ungraded schools or greater flexibility in the course of study now pursued in graded schools. In Boston the question was practically treated by establishing two new high schools in addition to the nine institutions for secondary instruction supported at the public expense. The Boston schools also employed special teachers of gymnastics, military drill, drawing, music, French, and German. Mr. Eliot, the new superintendent, advocated fewer studies and more time devoted to them, as with the many branches taught little opportunity for a thorough knowledge is given.—(Report of State board of education and city reports.)

## OTHER SECONDARY SCHOOLS.

For statistics of business colleges, private academic schools, and preparatory schools for colleges, see Tables IV, VI, and VII of the appendix. For summaries of these, see the report of the Commissioner preceding. The statistics of preparatory departments of 3 collegiate institutions may be found in Tables IX and X of the appendix.

## SUPERIOR INSTRUCTION.

## COLLEGES FOR YOUNG MEN OR FOR BOTH SEXES.

At *Harvard* the number of undergraduates at the beginning of 1877-78 was 10 less than in 1876-77; but this slight loss was subsequently recovered, the students of the

college proper numbering 813 in that year, and those of the university throughout, 1,344, besides 51 in summer courses. The schedule of elective collegiate studies was somewhat reduced by placing in graduate courses a few of the more advanced, making, with those already there, 38 courses for graduates, in addition to collegiate electives to which they are also admitted. Among new courses established in the undergraduate department, in place of those removed, was one in English, open to seniors only, for testing the practicability of instruction in oral discussion; one in historical French prose; an advanced course in German literature since 1860; and a course on the revival of learning and the reformation. The general effect of these changes is an apparent diminution of the number of courses for undergraduates from 106 to 92; but as undergraduates who are qualified for such studies are admitted to graduate courses by special vote of the faculty, their opportunities for study have, in fact, been materially increased. It was decided to extend to juniors the privilege of voluntary attendance on recitations hitherto enjoyed by seniors. It is said that the results of 4 years' experience with the seniors recommend the plan, and that the policy of the college is now settled in conformity with the general tendency of the university towards individual freedom and responsibility.—(Annual report, 1877-78.)

At *Boston University*, among the changes noted in the president's report for 1877-78, is the addition of 4 new members to the board of trustees, 2 of them women. These ladies, Mrs. Augustus Hemmenway and Mrs. Mary B. Clafin, were the first to receive the honor of membership in the corporation, although its laws were at the beginning framed to secure the eligibility of women. The position of this university in favor of coeducation has involved it in a large correspondence with inquirers, many of whom represent institutions of importance in our own country or abroad. Within a single month of 1878 the results of its experience in coeducation were asked for by 3 important universities (the oldest in the United States, one in Canada, and one in Australia), in each of which the question of the admission of women was under consideration. The measures adopted two years ago, adding to the preliminary examinations for the purpose of limiting the admissions to the college of liberal arts, have worked as anticipated, the classes having remained of the size desired and having shown each year a higher scholarship at the time of admission. Several important new courses of instruction are announced for the school of all sciences, and new degrees have been made attainable. The whole number of students in all departments of the university in 1878 was 667; of these, 107 belonged to the college of liberal arts, 16 to the college of music, 89 to the school of oratory, and 23 to that of all sciences. The percentage of young women relative to the whole attendance has continued to increase, and in 1878 was 25.78.—(President's report.)

The other institutions reporting—*Amherst*, *Tufts*, *Williams*, and *Boston Colleges*, and the *College of the Holy Cross*—all have full collegiate courses; Amherst and Tufts, courses in science covering 3 years also.

For statistics, see Table IX of the appendix, and a summary of this in the report of the Commissioner preceding.

#### INSTITUTIONS FOR THE SUPERIOR INSTRUCTION OF YOUNG WOMEN.

There are reports for 1878 from 9 institutions for the superior instruction of young women. Of these, however, only Wellesley and Smith Colleges are authorized to confer collegiate degrees, in both of which the aim is to furnish an education equal to any given young men in the United States. The course covers 4 years, including classical, scientific, literary, and art studies, and the requirements for admission are equal to those in the best colleges of the country.

At *Smith College* the study of art and music has been made an optional part of the regular college work, and does not now involve extra cost for tuition. An art gallery has been furnished with casts of noted statues and several hundred autotype copies illustrating the different schools of painting. Practical instruction in vocal and instrumental music is given, but only to those familiar with elementary principles and exercises.—(Report, 1878.)

*Wellesley College*, in September, 1878, introduced a new course which covers 5 years and adds to the collegiate a thorough scientific training in music. It is considered impossible for students to acquire a thorough musical training, while pursuing the prescribed collegiate studies, without injury to health; but by studying another year they may graduate in any of the 4 year courses and at the same time obtain an excellent musical education with even less pressure than is imposed by the ordinary course. For the same reason it has been decided to establish a similar course in art, to begin in September, 1879.—(Calendar.)

Under the auspices of a society of ladies of Cambridge, arrangements were made in the winter of 1878 for utilizing the teaching force and to some extent the apparatus of *Harvard* for the education of young women. On the 22d of February the ladies

<sup>1</sup> A school of cookery was opened in the vicinity of the college in the spring of 1878, adding another to the many advantages for thorough training previously possessed by the young ladies.—(The Dartmouth.)

were able to announce that a number of Harvard professors and instructors had consented to give private tuition to properly qualified young women who might desire to pursue advanced studies at Cambridge, while others would assist by advice and by lectures. The grade of instruction was to be essentially the same as in the college. The ladies of the association with whom this plan originated engaged to see that young women coming to Cambridge to study under it should find suitable lodgings and be aided with advice and other friendly offices. Of the progress of this movement due notice will be taken in the report of the Commissioner for 1879.

## SCIENTIFIC AND PROFESSIONAL INSTRUCTION.

### SCIENTIFIC.

The chief provisions for scientific instruction in this State are in the Massachusetts Agricultural College, Amherst; the Massachusetts Institute of Technology, Boston; the Worcester County Free Institute of Industrial Science, Worcester; and the Lawrence Scientific School, of Harvard. There are also other courses of science at Harvard in the astronomical observatory department, the museum of comparative anatomy and zoölogy, and the Bussey Institution, besides a number of summer scientific courses. Amherst, Smith, and Wellesley Colleges also offer courses in science, and Tufts College one in engineering, each extending over 3 years.

For statistics, see Table X of the appendix following, and a summary of the same in the report of the Commissioner preceding.

In the *State Agricultural College*, Amherst, the course occupies 4 years and leads to the degree of B. S. Regular students of the college may also, on application, become members of Boston University, and, upon graduation, receive its diploma, in addition to that of the college, thereby becoming entitled to all the privileges of alumni of the university. The scientific course is as thorough and practical as possible, and every science is taught with constant reference to its application to agriculture and the wants of the farmer. The instruction in agriculture and horticulture includes every branch of farming and gardening practised in the State. In 1878 the number of students attending was large, and their conduct was excellent. The advancement of the college has hitherto been much retarded by the tuition fee it has been found necessary to impose. This, added to other expenses, was more than the farmers were able or willing to pay, especially during a period of financial depression. As the number of students consequently was diminished, opponents declared the institution a failure and that there was no demand for agricultural education. To test this the trustees decided in January, 1878, to establish a free scholarship in each congressional district, and also to allow each alumnus of the college to nominate one student for a free scholarship for 4 years, provided he should enter the freshman class of 1878. The result is said to clearly indicate that the number of students would be limited only by the capacity of buildings if the college were placed in the same relation to the public as the State normal schools, the high schools, and the other agricultural colleges of the country.—(Report, 1878.)

The *Massachusetts Institute of Technology* instructs in pure and applied mathematics, the physical and natural sciences with their applications, drawing, the English language, mental and political science, French, and German. There are 10 regular courses, each extending through 4 years. During the first year the courses are identical, but for the 3 remaining the studies in each are arranged with reference to the end in view, and lead to the degree of bachelor of science. Advanced courses may be pursued, proficiency in which will be rewarded by the degree of doctor of science.

At the request of the Woman's Educational Association of Boston, and with its generous cooperation, new laboratories have been provided for the special instruction of women. The design is to afford every facility for the study of chemical analysis, of industrial chemistry, of mineralogy, and of chemistry as related to vegetable and animal physiology. The institute also provides annually several courses of instruction, scientific and literary, open to both sexes, and which at present are free, being supported by the trustee of the Lowell Institute.—(Catalogue.)

The *Worcester County Free Institute of Industrial Science* has undertaken to solve the problem of how best to combine manual labor with school work. It follows, in general, the plan of the polytechnic schools of Europe, with such modifications as are rendered necessary by new conditions; but it gives special prominence to the element of practice in technical training. The institute is specially designed to meet the wants of those who wish to be prepared as mechanics, civil engineers, chemists, or designers, and for the duties of active life. Three and a half years are given to the training of students preparing to become mechanical engineers; the training of all others occupies 3 years of 42 weeks each. There are 4 classes, junior, middle, senior, and the apprentice class of 6 months, which last all who intend to be mechanics must enter, unless they have already attained adequate proficiency in the use of tools and machinery. The degree of bachelor of science is conferred on students who satisfactorily complete the course. For admission to the junior class such attainments are required as are gen-

erally possessed by students at the end of the second year in the high school, while a full high school course of preparation is advised.—(Catalogue.)

The *Lawrence Scientific School*, of Harvard University, offers five 4 year courses: (1) in civil and topographical engineering, (2) in mining engineering, (3) in chemistry, (4) in natural history, (5) in mathematics, physics, and astronomy. The instruction given to teachers to prepare them for entrance on their profession, or for advanced work in it, has been already mentioned under the head of Training of Teachers' Courses.

#### THEOLOGICAL.

Seven schools for theological instruction report, namely: Andover Theological Seminary (Congregational), Episcopal Theological School, Cambridge (Protestant Episcopal), Harvard University Divinity School, Cambridge (non-sectarian), Boston University School of Theology (Methodist Episcopal), Tufts College Divinity School, Medford (Universalist), Newton Theological Institution, Newton Centre (Baptist), and New Church Theological School, Waltham (New Church). All these have courses of study covering at least 3 years, and all but the one last named require an examination for admission except in the case of college graduates. This examination at Tufts is only in English branches; but here the course of study for those who have not received a liberal education extends over 4 years. In 5 of the above named schools 123 students out of a total attendance of 193 had received a collegiate degree.

For statistics, see Table XI of the appendix, and a summary of this in the report of the Commissioner preceding.

The condition of *Harvard Divinity School* has been a source of grave anxiety to the faculty for 3 years past on account of the inadequacy of its income, which has been reduced by various causes, and especially by a falling off in the income of the Bussey trust fund. Another cause to which this is ascribed is the non-sectarian character of the school, which by its constitution is expressly forbidden to apply any sectarian test either to teachers or students. This liberal feature, it is said, deprives the school of that strong moral and pecuniary support which a well organized religious denomination gives to a school that avowedly trains men for the pulpits of that denomination. To place the Harvard Divinity School on an equality with other theological seminaries, it should have at least 5 professorships, whereas it can no longer maintain it without additional endowment.—(President's report.)

The *Theological School* at Boston University, though distinctively under Methodist control, also makes a special claim to liberality in the spirit of its administration. With its resident instructors are associated eminent men of various other churches, and, while preferring spontaneous worship, it teaches respect for the forms and rituals of antiquity, cordially recognizes churches that are organized otherwise than the one it prefers, and welcomes into personal spiritual fellowship every sincere seeker after truth, of whatever creed. From the beginning of the school there has been a steady advance in its requirements for admission. These were increased in 1878 by the requirement that those who were not graduates of college with the degree of A. B. should pass the written examination for admission to college. The result was that only two applied for examination, and one failed. Thus, the entering class, usually numbering 25 to 35, contained only 18; but it is considered that what was thus lost in numbers was more than made up in quality.—(President's report.)

#### LEGAL.

In both Harvard and Boston Universities the schools of law now present courses covering 3 years, and require an examination for admission from all who are not college graduates.

The year 1877-78 was, for the *Harvard School*, one of transition, prosperous financially, but unsatisfactory in regard to the results of examinations for the degree. Of the 81 students who were entitled to become candidates for a degree in June, 1878, only 66 presented themselves, and only 47 passed. This class was the last which entered the school before the establishment of the admission examination, and also the last one entitled to take the degree upon a 2 years' course. The examination for admission and the exaction of a 3 years' course both tend to reduce temporarily the number of students; but these measures are already producing on the school the elevating effects that were anticipated.—(Harvard report.)

In the *Boston University School of Law* the faculty have been compelled to modify a requirement of the year 1877 restricting the degree of bachelor of law to those who had already received that of A. B. This action was made necessary by new rules for admission to the bar in the State of New York, which provide that no time spent in a law school and no diploma of graduation from one will count for anything unless the candidate has been admitted to a degree in law.—(President's report.)

For statistics of these schools, see Table XII of the appendix, and a summary of this in the report of the Commissioner preceding.

## MEDICAL.

The *Medical School of Harvard University* is the only "regular" medical school reporting from this State. It presents the usual medical course of 3 years and also a course of study for graduates in medicine, the latter intended to be a substitute in part for the opportunities heretofore sought in Europe. Since 1877 candidates for admission to the course for the degree of M. D., except those who are graduates of a recognized college or scientific school or have passed the examination for admission to Harvard College, must pass an examination in elementary physics and in easy Latin prose, for which last French or German may be substituted.

In April, 1878, the corporation of Harvard received from Miss Marion Hovey, trustee, a proposition to give \$10,000 to the medical school on condition that its advantages should be offered to women on equal terms with men. A committee was appointed to consider the subject, but at the date of the president's report for 1877-'78 their decision had not been made known.<sup>1</sup>—(Catalogue of medical school and president's report.)

*Boston University School of Medicine* (homœopathic) has a graded course of instruction covering at least 3 years, and requires as a condition of graduation not merely that the candidate shall have studied medicine at least 3 full years, but that he shall have attended a reputable medical school for 3 years. Candidates for admission who have not received the degree of A. B. must pass a suitable entrance examination; and every student must pass a successful examination on the work of each year before promotion to the next. Women are admitted on equal terms with men as students and the names of some also appear among the faculty. This school claims to have been the first medical school in the country to adopt in combination the foregoing features in medical education; and it is remarked that the unexampled success which has attended the institution is sufficient evidence that this action is fully sustained by the public sentiment of the country. Encouraged by this support, the authorities of the school announced in the spring of 1878 the extension of the annual lecture term from 5 months to the full university year; the provision of two new optional 4 year courses for those who wish to pursue their professional studies with exceptional thoroughness, and the restoration of the long lost degrees of bachelor of medicine and bachelor of surgery.—(Report of medical school, 1879.)

The *Dental School of Harvard and Boston Dental College* provide 3 year courses and an examination for admission is required from those who enter the latter. The efforts of the faculty at Harvard to raise the standard of education in dentistry by lengthening the course of study, increasing clinical instruction, and improving the examinations, in connection with the hard times, are reported to have diminished the attendance in the dental school. The dean, however, reports an increased interest in the school, evinced by inquiries in regard to it from every quarter.—(Report of president of Harvard College, 1877-'78.)

The *Massachusetts College of Pharmacy*, Boston, presents a 2 years' course of instruction, embracing chemistry, materia medica, and botany, the theory and practice of pharmacy, toxicology, and laboratory practice. To obtain the diploma of this school students must not only have pursued the full 2 years' course of study, but must also have served an apprenticeship of at least 4 years with some qualified pharmacist.—(Annual catalogue.)

For statistics of medical schools, see Table XIII of the appendix, and a summary of this in the report of the Commissioner preceding.

## SPECIAL INSTRUCTION.

## SOCIETY FOR PROMOTING STUDY AT HOME.

The fifth annual report, 1877-'78, states that 889 students have paid the fee, \$2, for the term, and, with double and treble courses of study, they counted 1,021 correspondents. The proportion of perseverance is about 73 per cent. of all who joined. Of these 8 per cent. failed without sufficient excuse and 19 per cent. showed inability to fulfil the requirements. There were 98 ladies engaged in the instruction correspondence, and 5 former students have entered the staff as associate correspondents. History, English literature, science, art, German, and French are on the list of studies pursued, the greater proportion of students taking the first two studies. There are lending libraries in different cities connected with the society, one cent a day being charged for the use of books and the transportation paid one way by the borrower.—(Report of the society, 1877-'78.)

## TRAINING SCHOOLS FOR NURSES.

There are two of these schools in Boston; the one established in 1873 is connected with the Massachusetts General Hospital, and reports 40 graduates up to November,

<sup>1</sup>At the meeting of the board of overseers in 1879 the offer was respectfully declined, on account of the condition attached to it. But, on motion of President Eliot, the college authorities subsequently recorded a judgment in favor of admitting women to the privileges of medical training, under due restrictions.

1878; the other, dating from May, 1878, is connected with the Boston City Hospital. In both, the nurses have a 2 years' course, receiving instruction from the superintendent and head nurses in all matters appertaining to the care of the sick. The course finished and the examination passed, they receive diplomas certifying to their proficiency.—(Report and returns for 1878.)

#### TRAINING IN ARTISTIC INDUSTRIES.

The Industrial Education Society, composed of the Boston Whittling School and the Industrial School of the Lincoln Building, has evening lessons twice a week for the teaching of wood carving in a room on Church street, Boston. The benches seat 32 boys, and so great is the desire for admission to this school that if any boy is absent two evenings in succession his place is given to another. The school is continued as heretofore in classes, with 24 lessons in the course; the tools used are the flat chisel, the gouge, and the veining tool. One lad after two or three courses obtained a situation in a wood carving establishment, another has a scholarship at the Institute of Technology.—(Wide Awake.)

A school to teach women carving and modelling in plaster, clay, and wood was opened in the winter of 1877-78, at 23 Church street, Boston. The scholars are taught by a set of carefully graded lessons and models to mix and temper clay and plaster, to make waste and squeeze moulds, to model from casts and from flat copies, to piece plaster and to model leaves, flowers, &c., and to make architectural ornaments. One hour a day is given to tracing and only a few hours to wood carving; the tools being the same, the proper handling is more easily acquired on the plaster. More difficult instruction will be given later, the intention being to fit the scholars to become skilful wood carvers and sculptors.—(Boston Watchman, February 14, 1878.)

The school of art needlework opened in Boston October, 1878, has been remarkably successful. It has had a large number of pupils, and their work, in respect to originality and artistic feeling, is said to be wonderful.—(The Library and School.)

#### EDUCATION OF THE DEAF AND DUMB.

The *Clarke Institution for Deaf-Mutes*, Northampton, reports 72 pupils (in a return, 91) under instruction during 1877-78, of whom 13 were semi-mutes, and 9 instructors, 1 a semi-mute. There were two departments, one for primary studies, the other for the common and high course; but more than two-thirds of the pupils are to be found in the former. The board reports 4 graduates for the year, while 9 left without graduating. The ordinary English branches are taught, the articulation system being used, and two hours weekly are given to object drawing. The employments are cabinet making and sewing. The library has 684 volumes, 50 volumes having been added during the year.—(Report and return, 1878.)

The *Horace Mann School for the Deaf*, under the charge of the Boston school board, reports that on the 3d of September, 1877, there were 64 pupils belonging to the school, and that during the year 11 were admitted and 7 discharged. At the beginning of the school year 1878-79 the number of pupils was 67; subsequently 7 were admitted and 4 discharged, leaving 76 on the rolls in November, 1878. The common English branches and sewing were taught by a corps of 8 teachers.—(Report for 1878.)

#### EDUCATION OF THE BLIND.

The *Perkins Institution and Massachusetts School for the Blind* reports for the year ending September 30, 1878, 27 teachers, 10 other employes, and 123 pupils, of whom 139 were in the school proper and 19 in the work department for adults. The English branches, Latin, and music were taught. In the industrial department the boys were instructed in cane seating chairs, broom and mattress making, upholstering, and piano tuning; the girls in sewing and knitting by hand and machine, crocheting, and all practicable domestic duties. The first public commencement exercises were held at the end of the school year. A gymnasium was erected during the year, and another story added to the laundry gave space for a printing office and bindery, in which work goes on uninterruptedly, four volumes being printed during 1877-78. There were 2,540 volumes in the library, 140 of them added during the year. The bequest of \$80,000 made by Miss Charlotte Harris, noticed in the report for 1877, was by decision of the supreme court made available, and other legacies were also received.—(Report and return for 1878.)

#### EDUCATION OF THE FEEBLE-MINDED.

For this there are, as previously stated, three different institutions in the State: (1) the *Massachusetts School for Idiotic and Feeble-Minded Youth*, South Boston, which reports 6 instructors, 14 attendants and servants, and 85 pupils, September 30, 1878; (2) a *Private Institution for the Education of Feeble-Minded Youth*, Barre, with 74 pupils, 8 instructors, and 41 other employes, for 1877-78; (3) the *Hillside School for Backward and Feeble Children*, Fayville, with 8 instructors and employes, and 7 children. At all these institutions some industrial employments and trades are taught and the

elements of an English education given. In the school at Barre, in addition to the regular course, music and drawing were taught, and object lessons in botany were given; and at the Hillside school, drawing, music, fret sawing, painting, and calisthenics.—(Reports and returns for 1878.)

#### BOSTON SCHOOLS FOR LICENSED MINORS.

There were two of these schools in 1878, as also in 1877; number of teachers, 2; of pupils, 70, with 62 as the average attendance. The average absence was 8, the percentage of attendance 88; the number at date of report, March, 1878, was 70.—(Boston school report.)

#### STATE CHARITABLE AND REFORM SCHOOLS.

The *State Primary School*, at Monson, in a return for 1878, gives the number of inmates as 486, of whom 28 were colored; number of teachers and employes, 45. The *State Industrial School*, at Lancaster, had 77 girls, under the care of 13 teachers and attendants. The *State Reform School*, Westborough, reports 482 in school during 1877-'78, and 321 remaining September 30, 1878. In all these institutions the English branches and various industries were taught, and at the Lancaster school a hosiery establishment employed 26 hands 6 hours a day.—(Returns for 1878.)

#### CITY REFORMATORY AND TRUANT SCHOOLS.

The boards of directors of public institutions had under their control 5 reformatory institutions, with a total of 503 inmates, in September, 1878; and they report 4 truant schools, with 192 on the rolls at the end of the school year 1877-'78. In these schools several hours of schooling a day are given and some industrial employments taught.—(Report for 1878.)

#### OTHER SCHOOLS AND ASYLUMS.

There are also reported in the State 13 miscellaneous schools, with 1,035 inmates, receiving instruction in the common English branches, in housework, or some industrial employment.—(Returns for 1878.)

### EDUCATIONAL CONVENTIONS.

#### STATE ASSOCIATION.

The State Teachers' Association held its thirty-fourth annual meeting at Worcester December 26-28, 1878, James S. Blackinton, of Boston, presiding. The opening address was by President Paul A. Chadbourne, of Williams College, on "Popular fallacies in education." Mr. Joseph A. Allen, of West Newton, in a paper on spelling reform, advocated the adoption of the phonographic system, stating that with the present spelling it takes two years longer to learn to read English than to read German. Several gentlemen spoke on this subject. Mr. James T. Allen, of West Newton, opposed the introduction of military drill in the public schools, because a warlike spirit is thereby inculcated, and the school means peace. Mr. Moses Merrill took the opposite side of the question; he advocated the drill as a part of the physical training and as giving better control and discipline. Samuel Elliot, LL. D., superintendent of public schools, Boston, desired that more time should be given to oral instruction, as it arouses a love of investigation and sets the thinking powers in motion. In the high school section the papers under discussion were "Recent criticisms on public high schools," "The pronunciation of Latin," and whether the Sauveur system of teaching languages is a natural system or not. The grammar school section was devoted to discussions on "Economic science as a branch of popular education," on "The study of English in grades below the high school," and on "What and how to read." Mr. Bartlett, who read the first paper, urged the study of political science even in the primary grades. Professor B. F. Tweed, of Boston, presided over the primary school section; the subjects dwelt upon were methods of teaching reading, music, and natural history in primary schools. A lecture by Professor Niles on "Alpine glaciers," illustrated by the stereopticon, was listened to with delight by the association. Professor Homer B. Sprague queried whether all text books should be furnished by the public gratuitously, and Professor Walter Smith gave a review of the art side of the Paris Exposition. Professor Butterfield closed the programme by an illustrated lecture on visible speech, giving a history of Professor Bell's discovery and explaining how a correct articulation is obtained and a faulty pronunciation cured by this method, which does not require more than one hundred symbols to represent all sounds in any language.—(New-England Journal of Education.)

#### CLASSICAL AND HIGH SCHOOL TEACHERS' ASSOCIATION.

The eleventh annual meeting of the association was held in Boston April 5-6, 1878, with Mr. Edwin P. Seaver in the chair. The first topic, "Multiplicity of studies in the high school," was discussed by Messrs. Hill, of Chelsea (who read a paper of Mr. Byron Groce on the subject), John Kneeland, William C. Collar, and Dr. Waldoek.

They agreed that too many studies are pursued, but did not limit the matter to the high schools alone. Dr. Waldock asserted that the fault is with the people themselves, fast living causing a deterioration of the race. The Heness-Sauveur method of teaching languages, as applied to the teaching of Latin and Greek, was favored by Mr. Henry Cohn, a teacher of this method, and by Prof. Bôcher, of Harvard College, while Mr. Grant Daniell argued that talk is the quickest way of teaching conversation, but to learn the literature of a language it is necessary to study the literature. President Eliot, of Harvard University, spoke on the establishment of professional schools for teachers in connection with the colleges, and, although he thought a course of lectures on teaching might be desirable, he hardly considered such schools entirely necessary. This led to some discussion. Mr. Alexander C. Perkins said, in regard to the recent changes in the requirements for admission to Harvard, that the young man who entered now was more symmetrically educated than any who entered under the old system. Mr. William C. Collar and Mr. Merrill continued the subject. The last day, after the election of officers, Mr. E. H. Capen, president of Tufts College, Mr. B. F. Tweed, and Mr. L. W. Anderson discussed the subject of "Training in the use of English," and Mr. W. F. Bradbury, Professor H. B. Sprague, and Mr. D. B. Hagar that of "Use and abuse of written examinations." A committee was chosen to prepare a course of study of English literature and history for high schools and academies, to furnish a report thereof at the next meeting. Resolutions in reference to the death of Professor Dimmock, of Adams Academy, were then read and adopted, and the meeting adjourned.—(New-England Journal of Education, April 11, 1878.)

#### OBITUARY RECORD.

##### DR. WILLIAM R. DIMMOCK.

In the sudden death, on the 29th of March, 1878, of Dr. Dimmock, master of the Adams Academy at Quincy, the cause of education sustained a great loss. He was a native of Boston, graduating from the Latin School in 1851. In 1855 he graduated from Williams College, and later returned there and remained six years as professor of Greek and Latin literature. He was the first master of the Adams Academy, entering upon his duties in the autumn of 1872. His school numbered about twenty boys of various ages. At the end of five years there were 150 boys attending. In his peculiar province, as a teacher of boys preparing for college, the doctor approached very closely to the great ideal, Dr. Arnold, and when cut off in the midst of his work he was rapidly building up at Quincy an American Rugby. He died just as the reputation of the academy, into which he had infused his whole being, was firmly established. He had gained great influence with his boys from his thorough acquaintance with them, his interest in them, his sympathy with their enjoyments, and his readiness to promote these. Thoroughly imbued with a love of the classics, he imparted a knowledge of what he loved to boys whom he loved, teaching them with heart and soul, and not mechanically.—(New-England Journal of Education, April 4, 1878, and The Nation, same date.)

##### CHARLES B. STETSON, A. M.

This gentleman, well known in connection with instruction in drawing as applied to American industries, was born in Durham, Me., in 1830. He entered Bowdoin College in 1851, leaving, on account of failing health, in 1853; went to Texas as a teacher for three years in a private academy; from 1857 to 1863 was connected with different newspapers in the Eastern States; in 1867 was superintendent of schools in Auburn, then supervisor of the schools of Androscoggin County, Me., during which period he lectured on industrial interests. At the time of his death, in Malden, Mass., on March 31, 1878, he was carefully examining systems of drawing, with reference to the practical adaptation of this branch of education to labor in its various forms.

##### PROF. JOSIAH CLARK, LL. D.

Dr. Clark, a scholar in the truest sense of the word and a man of spotless character, was born February 7, 1814, at Leicester, Mass., where his father was principal of the academy; he graduated at Yale College in 1833, and was for two years afterwards principal of the Westminster Academy near Baltimore; then for a like time a teacher in the University of Maryland. He studied theology at Andover for 4 years. He became associate principal of Leicester Academy in his native place, and then principal till 1849; from that time until 1863 he was principal of Williston Seminary, Easthampton, doing much to build up that institution. He afterwards moved to Northampton, teaching a private school and receiving pupils in classical studies, until the opening of Smith College in 1875, when he was chosen professor of Latin and Greek, a position he filled acceptably up to the illness which terminated in his death on the 29th of May, 1878. The degree of LL. D. was conferred upon Dr. Clark by Yale College in 1875. So large a portion of his life was passed at the head of two great preparatory classical schools that his influence upon the educated men of the



land was widely felt, and this influence was strengthened by the attractiveness of a loving spirit, which gained him the respect and secured finally the affection of all with whom he was for any time associated.—(Northampton Courier.)

HON. HENRY CHAPIN.

Born at Upton, Mass., May 13, 1811, Judge Chapin led a long and useful life within the borders of his native State, dying at Worcester, October 13, 1878. Of humble origin, he had his first training in the common schools, afterwards working his own way up to college, graduating at Brown University in 1835. He then taught for some months in the town of his birth, and finally studied law in the office of the Hon. Emory Washburn as well as in the Harvard Law School, in which Governor Washburn was then a professor. Admitted to the bar in 1838, he practised at Uxbridge till 1846. Removing to Worcester in that year, he soon found ample and remunerative work in his profession, and added to his legal labors service in the legislature and in the State constitutional convention of 1857. In 1858 he was appointed judge of the court of probate for Worcester County, and in 1859 a member of the State board of education. With great fidelity the duties of the judgeship were performed till near the time of his decease, while into the work of the State board he threw himself with heart and soul. When the Worcester State Normal School was projected he naturally was appointed its first visitor, gave it his cordial interest, secured for it the present able principal, and by his advice and sympathy, long after his official visitorship ceased, contributed much towards making it the eminently successful and promising institution it has become. For his educational services in this direction Massachusetts will long owe him a debt of gratitude.—(From a manuscript memorial kindly furnished.)

MARSHALL CONANT.

In default of a notice of this useful educator, which should have found place in the report for 1873, a brief memorial of him is here inserted.

Mr. Conant, second principal of the State Normal School at Bridgewater, was born in Pomfret, Vt., January 5, 1801, and spent the first 28 years of his life amidst the beautiful natural scenery of that region, first assisting his father in labor on a farm, then preparing himself for a mechanical employment, and finally studying, in the intervals of other occupations, the aspects of the earth, the movements of the heavens, with all the useful and improving books within his reach. An illness which impaired his health when he was 18 drove him to teaching and literary work in place of the mechanical business he had contemplated, and into this new line of action he threw himself with all the energy of an intensely eager spirit. Teaching first in his own district, then not far off in New Hampshire, then again at Pomfret, and finally at Woodstock, in Vermont, he gained such reputation for success, scholarship, and capability as to secure a place in the Boylston Grammar School of Boston, and subsequently in various other responsible and important positions. When in 1853 the headship of the Bridgewater (Massachusetts) Normal School was vacated by the retirement of Mr. Tillinghast, its first principal, Mr. Conant was by Mr. Tillinghast's advice and the cordial vote of the board of education chosen for the place. In seven years of faithful and most useful service there he vindicated the wisdom of that choice, retiring then only because illness had made retirement necessary. Two years of rest enabled him to work for ten years more in the Bureau of Internal Revenue at Washington, D. C. Retiring in 1872 again to Bridgewater, he spent there the last months of his life in useful studies, and died February 10, 1873.—(History and Alumni Record of the State Normal School at Bridgewater.)

CHIEF STATE SCHOOL OFFICER.

HON. JOHN W. DICKINSON, *secretary of the State board of education, Boston.*

## MICHIGAN.

## STATISTICAL SUMMARY.

	1876-77.	1877-78.	Increase.	Decrease.
<b>POPULATION AND ATTENDANCE.</b>				
Youth of school age (5-20).....	469,444	476,806	7,362	.....
Enrolled in public schools.....	357,139	359,702	2,563	.....
Average monthly enrolment.....	260,000	.....	.....	.....
Average daily attendance.....	210,000	.....	.....	.....
Pupils in private schools.....	8,958	10,634	1,676	.....
<b>SCHOOL DISTRICTS AND SCHOOLS.</b>				
Number of school districts.....	5,947	6,094	147	.....
Number with graded schools.....	295	350	55	.....
Number with ungraded schools.....	5,652	5,744	92	.....
Public school-houses.....	6,078	6,159	81	.....
Sittings in these.....	431,707	435,071	3,364	.....
Valuation of school-houses and sites.....	\$9,190,175	\$8,937,091	.....	\$253,084
Average time of school in days.....	148	160	2	.....
Number of private schools.....	181	211	30	.....
<b>TEACHERS AND THEIR PAY.</b>				
Men teaching in public schools.....	3,781	3,916	135	.....
Women teaching in the same.....	9,220	9,467	247	.....
Whole number in public schools.....	13,001	13,383	382	.....
Average monthly pay of men.....	\$42 54	\$41 41	.....	\$1 13
Average monthly pay of women.....	27 45	26 16	.....	1 29
<b>INCOME AND EXPENDITURE.</b>				
Whole receipts for public schools.....	\$3,792,122	a\$3,359,831	\$67,709	.....
Whole expenditure for them.....	3,179,976	a3,108,541	.....	\$71,435
<b>PERMANENT STATE SCHOOL FUND.</b>				
Amount of this available.....	\$3,151,418	.....	.....	.....

<sup>a</sup>The receipts of 1877-78 include \$629,316 brought over from the preceding year; the expenditures exclude \$751,290 carried to the succeeding school year.

(From printed reports of Hon. Horace S. Tarbell and Hon. Cornelius A. Gower, State superintendents of public instruction, for the two years indicated. The average monthly enrolment and average daily attendance for 1876-77, however, are from a return by Mr. Tarbell.)

## STATE SCHOOL SYSTEM.

## OFFICERS.

For the State there is a superintendent of public instruction chosen by the people in every year of even number to supervise all public school interests and make annual report of them to the governor. An assistant of his own appointment is allowed him. All incorporated institutions of learning within the State are subject to his visitation, and present to him annual reports, which are published with his own. A State board of education, of which he is ex officio a member and secretary, has control of the State Normal School and of the examination of teachers for State certificates, with the duty also of preparing questions for the examination of all persons who desire to teach in the State public schools.

For each township the people annually elect a township superintendent to examine

teachers, visit and inspect the public schools, and make report of them to the State superintendent. A township clerk and township school inspector, also chosen annually, are associated with him in a township board, to determine district boundaries, choose sites for school-houses, care for the township library, and report respecting the school interests of the township.

For ordinary school districts into which the townships are divided there are boards of 3 members—a director, a moderator, and an assessor, one chosen each year for a term of 3 years—to have charge of the school property of the district, manage the school funds, and see that there is a public free school taught for at least 3 months annually when there are 30 children to attend it, for 5 months when there are from 30 to 800, and for 9 months when the number is 800 or over.

For the districts which have more than 100 children 6 trustees may be elected, with the powers and duties of the 3 just mentioned, and with the privilege, under certain conditions, of establishing a high school. Women as well as men are eligible to district school offices.—(School laws.)

#### OTHER FEATURES OF THE SYSTEM.

A State university crowns the school system, and between it and the lower grades of schools are high schools, which, on examination and approval by a committee from the faculty of the university, are allowed to send graduates into the freshman class on their diplomas. A State agricultural college is not connected with the State university. A State normal school prepares skilled teachers for the public schools. A special State public school cares for the little waifs who either have no parents to care for them or parents that cannot be trusted for such care; a State reform school trains in industry, morality, and useful learning older children that are in danger of becoming criminals. A State institution for deaf-mutes and the blind gives these unfortunates the opportunity for an education which may make them useful and self-sustaining citizens.

The means for the support of the special schools just mentioned are derived from legislative appropriations. Those for the support of the ordinary public schools come from a permanent State school fund, which yields an interest of nearly a quarter of a million annually; from a 2 mill township tax, which is, from 1879, to be only one mill; and from district taxes levied by district boards. The first two are apportioned to the school districts in the ratio of the number of children of school age in each, and must be used only for teachers' wages. The incidental expenses of the schools are defrayed from the district tax, which also goes to pay the teachers for any length of school term beyond that provided for by the State and township funds. The condition of State assistance is the maintenance of a non-sectarian school the year before apportionment for at least the minimum legal time, three months, under a regularly licensed teacher. No school receiving such assistance may exclude from its privileges any resident child of school age because of race or color, and children 8 to 14 years of age are required to be sent for at least 12 weeks in every year, unless excused by the district board. Funds for sites and buildings are derived from taxes voted for such purposes by the people of each district, and limited to \$250 in a district with less than 10 children, to \$500 in one with 10 to 30, and to \$1,000 in one with 30 to 50. There are kindred limitations as to the indebtedness to be incurred for buildings. Libraries, both township and district, are provided for in the school law, and a district uniformity of text books is required. All persons resident for three months, 21 years old, and having property liable to school tax, may vote at school district meetings, whatever their nation, color, or sex.

#### GENERAL CONDITION.

The statistics for 1878 show progress in most respects, there being 147 newly organized school districts, 55 of them with graded and 92 with ungraded schools; an increase of 7,362 in the number of youth of school age; an increased enrolment of 2,563 in public and 1,676 in private schools; 81 more public school-houses, with 3,364 more sittings; an addition of two days to the average duration of public schools, of 382 to the number of teachers employed in them, and of \$67,709 to the receipts for them. The only points of actual decrease appear to be a diminution of \$1.13 in the average monthly pay of male teachers in the public schools, of \$1.29 in that of the female teachers, of \$71,435 in the expenditures on the schools, and of \$253,084 in the valuation of school-houses and sites. The diminished expenditure on the schools has come largely from the reduction in the pay of teachers, \$21,100 less having been paid to them in the aggregate than was paid in the preceding year, though then the number was less by 382. It is greatly to be hoped that this cutting down of pay, continued annually now for several years, has reached its limit. Its tendency is to drive from the profession in discouragement the better class of teachers, leaving only the inferior ones to do poor teaching for poor pay. Observant minds will be apt to connect with this the fact that the increase of enrolment in the public schools dropped from 12,043 in 1876-'77 to 2,563 in 1877-'78, and to infer that decrease of attractiveness in teaching

may have been to some extent the reason why nearly two-thirds of the additional school population were absent from the schools, while in the previous year the public school enrolment increased nearly 2,500 beyond the additional school population.

#### SUGGESTIONS IN THE REPORT.

In giving the statistics of the schools as they are, Superintendent Gower also suggests some possible improvements which might make them more nearly what they ought to be.

In view of the fact that the graded schools of villages have now, in many instances, a 12 years' course, which hardly any one completes and which consequently leads to nothing, he suggests the adoption by the village districts of a 10 years' graded course, embracing studies which should lead directly up to the "common school course" of the State Normal School. He thinks (and many superintendents agree with him) that a well graded course of this length, with an object to attract attention at the end of it, would lead to more thorough study than is now given to the longer course, while the prospect of entering the normal school at the conclusion might keep many steady in the course until the end of it who otherwise would be apt to fall away.

In view of the need of greater thoroughness in teaching, he suggests that the present township superintendents be relieved of the duty of examining teachers, for which few of them have time or competency, and that this duty be committed to a county board of 3 examiners, to be persons experienced in teaching, to be chosen by the township superintendents in each county, and to meet with them for consultation at least twice a year. The chain of supervision would then be made complete: the district boards looking after the daily conduct of affairs in school; the township superintendent supervising the teaching; the county board keeping a steady watch on the qualifications of new teachers; and the State superintendent, reaching those below them through these intermediary officers, exercising his general supervision of the system in more vital contact with it than is possible at present.

A more efficient management of the county institutes provided for by law, the superintendent thinks, might result from this arrangement, as the secretary of each county examining board could then bring his acquaintance with the teachers to aid the State officer in meeting special local needs.

If to all these things could be added township teachers' meetings to be held during term time, to be presided over by the township superintendent, and to be made compulsory as respects attendance of teachers, Mr. Gower believes that the State system would be made fairly and efficiently complete.

Whether a bill providing for the additions needed to secure this completion has been prepared for submission to the legislature does not appear from the report.

#### KINDERGÄRTEN.

For information respecting schools of this class in the State during 1878, see Table V of the appendix following, and the summary of it in the report of the Commissioner preceding.

#### CITY SCHOOL SYSTEMS.

##### OFFICERS.

Under a general law for graded school districts some places have boards of 6 trustees, elected by the people for terms of 3 years each, one-third subject to change each year. Others, under special laws, have different arrangements. Detroit has a board composed of 2 school inspectors from each ward, one of them chosen by the voters of the ward each year. The mayor and recorder of the city are ex officio members, but have no vote. Each city board chooses usually a city superintendent as executive officer.

##### STATISTICS. a

Cities.	Estimated population.	Children of school age.	Enrolment.	Average attendance.	Teachers.	Expenditure.
Adrian .....	9,000	.....	1,180	.....	28	.....
Ann Arbor .....	7,500	2,311	1,941	1,420	35	\$32,164
Bay City .....	16,000	.....	1,711	.....	44	.....
Detroit .....	120,000	35,962	14,466	10,399	296	189,770
East Saginaw .....	17,000	5,093	3,083	2,453	52	47,634
Flint .....	10,000	.....	1,806	.....	35	.....
Grand Rapids .....	30,000	9,310	5,039	3,370	90	76,561
Jackson .....	15,000	.....	.....	.....	.....	.....
Kalamazoo .....	11,573	.....	1,603	.....	43	.....
Lansing .....	7,500	.....	1,143	.....	28	.....
Muskegon .....	10,000	.....	1,060	.....	28	.....
Port Huron .....	8,240	.....	.....	.....	.....	.....
Saginaw .....	10,064	.....	1,206	.....	31	.....

a These statistics are from the State report for 1878 and from written returns.

## ADDITIONAL PARTICULARS.

In *Ann Arbor*, Superintendent Perry says, the percentage of attendance for 1877-'78 was the highest ever reported in the schools, the enrolment also increasing 77 over the preceding year. The entire course of study was distributed over 12 grades, each occupying one year, the studies being so arranged that those who go through the first five grades may have the elements of a fair business education. In the grammar department, in addition to the studies usually pursued, elementary botany, chemistry, and physics are taught. There are special teachers for bookkeeping, penmanship, drawing, and music in the upper grades. One music lesson a week is given in each room below the high school, the pupils practising daily with their teachers.—(Report and return.)

*Detroit* reports for 1877-'78 that, counting all who were enrolled during some part of the year, 40.2 per cent. of the school population availed themselves of the advantages of the public schools. This was an increase over the percentage enrolled during any previous year since 1871. The percentage of daily attendance on average enrolment was 94.4. There was an increase of 8 teachers during the year. As heretofore, there were 12 grades, forming primary, grammar, and high schools. An examination for promotion takes place whenever any individual or any class is ready, pupils of average ability being promoted twice a year. There were 2 night schools in operation, with an average membership of 162 pupils.<sup>1</sup> The day schools were so crowded that additional buildings had to be rented, and yet in October, 1878, there were 216 applicants who could not be admitted. Teachers are appointed three times in the year, and for a single term only, in order that engagements may be cancelled with those who fail. The salaries were proportionate to term of service, beginning, in all ordinary cases, with \$300 and reaching \$700 in the eleventh year. A special teacher of vocal music was employed, and one for industrial drawing was proposed.—(City report, 1878.)

From the other cities, in the table above given, no authoritative printed reports have been received.

*East Saginaw*, in a return, gave 10 public school-houses, with 2,769 sittings, and 3 private schools, with 125 sittings. Special teachers of music and drawing were employed in the public schools; and the school property was estimated at \$150,000.

*Grand Rapids* had 14 school-houses, with 4,356 sittings; 2 evening schools, with 2 teachers and 125 scholars. There were special teachers for music and penmanship in the day schools.—(Return for 1878.)

## TRAINING OF TEACHERS.

## MICHIGAN STATE NORMAL SCHOOL, YPSILANTI.

This school reports for 1877-'78 an enrolment of 338 normal pupils, besides 304 in its model school. From all the courses together there were 95 graduates, being the largest class ever graduated there. The new building, for which the legislature of 1877 made an appropriation, was completed and occupied, and important changes were made in the courses of study. The school of observation and practice was enlarged so as to constitute a graded school, representing all the departments of the best graded schools. The principal was continued as supervisor of the school, with two assistants; the teaching, however, was to be done by normal students. In the normal school proper 3 courses of study of one year each—a common school, higher English, and language course—were arranged to fit teachers for all grades in the public schools. Aside from general reviews in connection with professional instruction, the normal school proper is to be confined to pedagogical instruction, and in both schools more attention is to be given to drawing, English history, and literature. With the approval of the faculty students may also take special courses which require attendance at not less than 17 lectures, recitations, and exercises. During the last three years students entering as graduates from high schools and other approved institutions of the State were received without examination; now they are required to pass an examination in the elementary branches.—(Report in State superintendent's report for 1877-'78.)

## OTHER NORMAL TRAINING.

At the *University of Michigan*, as in 1877, members of the senior class who had pursued courses of study with reference to teaching, and who, on special examination, showed marked proficiency, were allowed in 1878 to receive diplomas signed by the president and professors. These diplomas were certificates of qualification for teaching.<sup>2</sup>—(University calendar for 1877-'78.)

*Albion College* has two teachers' courses, one of 3 years and one of 4, at the completion of either of which a certificate will be given specifying which of the courses has been pursued.—(Calendar.)

<sup>1</sup> A return gives 4 night schools in 2 different school-houses, with 261 sittings.

<sup>2</sup> At the meeting of the regents in June, 1879, it was resolved to establish a chair of pedagogy in 1879-'80. *Adrian College* at the same time resolved to establish a 2 years' normal course.

*Battle Creek College* provides for the training of teachers in a course which may extend to 4 years.

*Olivet College* has a 2 years' course, under the direction of a former State superintendent, which leads to a certificate of recommendation for employment in the English grades of common schools, while those who wish to pursue higher courses for higher work may receive normal diplomas from the college.—(Catalogue for 1877-'78.)

In the *Michigan Conservatory of Music*, connected with Olivet College, there is also a normal course for such as desire to prepare to teach music. This appears to be of 4 years.—(Catalogue for 1877-'78.)

#### TEACHERS' INSTITUTES.

The State institute was held at Lansing, July 8-12, 1878. This season of the year was chosen so that teachers in the public schools could avail themselves of the advantages of an institute during their vacation, and so that those who were to take part in such meetings later in the year might first have an opportunity of consulting as to the best methods to be adopted in the coming work. This being the intention, only Michigan men were allowed to give instruction, and of these only such as were expected to work in other institutes. There were 136 of the best teachers of the State enrolled, and printed syllabuses of the different topics discussed were prepared for the use of instructors in the county institutes, 46 of which were held in 45 different counties, with an average enrolment in each institute of 62 persons.—(State report, 1878.)

#### EDUCATIONAL JOURNAL.

In place of the former Michigan Teacher there is now in the Educational Weekly, published in Chicago, a department devoted to Michigan items.

### SECONDARY INSTRUCTION.

#### PUBLIC HIGH SCHOOLS.

Superintendent Gower in his report for 1877-'78 indicates the existence of high school departments in 98 cities and towns of the State, and gives the number of pupils to a teacher in each one; but as the number of high school teachers is not given, the whole number of pupils in these departments cannot be ascertained. In a table comprising the statistics of 50 of the largest graded school districts, the attendance in 46 high school departments in the cities and chief towns is found to sum up 1,208 in the tenth grade, 574 in the eleventh, and 698 in the twelfth, making 2,780 in all. The two typical high schools of the State—those at Ann Arbor and Detroit—report as follows: Ann Arbor, enrolment, 479, and graduates, 56; Detroit, enrolment, 864, and graduates, 72. Of the Ann Arbor graduates, 41 were recommended to the university for admission, and several who did not graduate were subsequently admitted by the university authorities on examination. In the Detroit enrolment were included 36 students, who, having graduated, remained to pursue special studies or to review those already pursued. Of the 72 graduates for the year two-thirds were girls. The Ann Arbor school board in 1878 adopted the plan of stimulating thorough study by ranking its diplomas as *a*, *b*, and *c*; the first indicating the completion of all the prescribed work of a course, or its equivalent, with superior scholarship throughout; the second, sufficient work and thoroughness for admission to the university; the third, good scholarship in fundamental branches, but some studies omitted or accepted with less evidence of thoroughness.

The modified requirements for admission to the university now demand considerable additions to the classical and scientific courses of such high schools as prepare students for these courses in the university. But the addition of a university course embracing English studies only opens the door to the graduates of many more high schools than have been wont to send up pupils.

Of the value of the high school departments to the lower grades of schools, one evidence is given in the fact that at Detroit more than two hundred graduates of the high school are doing good service as teachers in these lower grades, 22 of whom received their appointments in 1878.

#### OTHER SECONDARY SCHOOLS.

For statistics of business colleges, private academic schools, preparatory schools, and preparatory departments of colleges, see Tables IV, VI, VII, and IX of the appendix following, and the summaries of these in the report of the Commissioner preceding.

### SUPERIOR INSTRUCTION.

#### COLLEGES FOR YOUNG MEN OR FOR BOTH SEXES.

Reports for 1878 have been received from the State university and 8 other institutions claiming collegiate rank. One of these, however, Grand Traverse College, at Benzonia, has at present no collegiate classes, having not yet recovered from a recent

loss of buildings and apparatus by fire. The 8 that are doing collegiate work all present the usual 4 years' classical courses or departments; 6 of them have also scientific courses of 4 years; 2 add to these Greek-scientific and 3 Latin-scientific courses; 4 provide teachers' courses; 2, conservatories of music; and 2, schools of theology. The State university, besides its 6 full undergraduate courses in literature and science, makes provision for graduate study, for medical study in two schools, one "regular" and the other homœopathic, and adds schools of pharmacy and dentistry. All these colleges admit women on equal terms with men, and one has a special "ladies' course" of 4 years. All except the State university are under denominational influences, 2 being controlled by Methodists, 2 by Baptists, 1 by Adventists, 1 by the German Reformed Church, 1 by Congregationalists, and 1 by Presbyterians and Congregationalists combined.

The *University of Michigan* reports a prosperous condition for 1878, shown in the cancelling of its entire indebtedness, in an increased attendance of students, and in improvement of both the quantity and the quality of work done by them.

In June, 1878, a new arrangement of studies was adopted, allowing students to take special subjects of study without regard to a degree; requiring those who are studying for a degree to take a certain specified number and kind of studies in order to obtain one, and leaving the time or order of pursuing those studies to be arranged between student and professor. Students are allowed to do as much work as they can do well, and are allowed to take their degree when they have completed the work required for it. Under this arrangement it will be possible for the most gifted students to obtain the first degree in a little less time than 4 years, and the second in a little less than 5. If they choose to remain the full time (which is advised) they may add studies not required for graduation. These changes have resulted, thus far, in increasing the number of students in the sciences, viz, zoölogy, botany, geology, chemistry, and physics, and in modern languages, especially German; in giving the students a greater sense of freedom, and in stimulating them to do more work. The new arrangement is still regarded as an experiment and is being very carefully tried. In practice it does not prove so loose or indeterminate as it would appear to be.

As has been stated, graduates from approved public high schools of Michigan are admitted to the freshman class of the university without examination. An endeavor has been made to bring the university into still closer connection with the high schools by establishing in it a new course with the degree of bachelor of letters as a sequel to the thorough English course provided in many of the high schools. This was considered the more important since a large number of the high schools are without a classical course, but do provide a thorough English one, forming a suitable preparation for a scholarly course of training at the university.

The whole number of students, 1,233, was greater by 123 than the previous year, 5 of this increase being among undergraduates. A little more than 49 per cent. were from Michigan, the others representing 34 States and Territories and 5 foreign lands. Ninety-three of the students, or about 7½ per cent. of the whole number, were women.—(State superintendent's report, 1878.)

*Adrian College* reports an increase in the endowment fund during the year of \$10,775; of which \$10,000 is a donation from Calvin Tompkins, esq., of Tompkins' Cove, N. Y. This, however, was not to be immediately available.—(State superintendent's report.)

At *Albion College* some modifications were made in 1877-78 in the working plans. The dormitory system was abandoned, the young women as well as the young men rooming and boarding with private families. The study of Anglo-Saxon was introduced in all the four collegiate courses of study.—(State superintendent's report.)

From *Battle Creek College* it is reported that the Seventh-Day Adventist Educational Society, which has the college in charge, has voted to raise \$5,000 to assist to a course in the college 50 young men who have the ministry in view, and also to assist an equal number of young women.—(State superintendent's report.)

For names and statistics of collegiate instruction in the State, see Tables IX and X of the appendix following, and the summaries of them in the report of the Commissioner preceding.

#### INSTITUTIONS FOR THE SUPERIOR INSTRUCTION OF YOUNG WOMEN.

Besides the opportunities for higher instruction already mentioned, which are offered young women in all the colleges of the State, there appear to be at least two institutions exclusively for them, one at Kalamazoo, the other at Monroe.

For names and statistics, see Table VIII of the appendix, and the summary of it in the report of the Commissioner preceding.

#### SCIENTIFIC AND PROFESSIONAL INSTRUCTION.

##### SCIENTIFIC.

The *State Agricultural College* received during 1877-78 the addition of a new dormitory, costing \$25,000, which affords such an increase in the accommodations that the

college is now able to receive all qualified applicants for admission. The requirements for admission are low, in order to keep them within the range of common school studies. Applicants are examined only in reading, writing, arithmetic, geography, and grammar. The course of study is 4 years in length, but students are permitted to take select studies and to omit such as they do not wish to pursue, thus making for themselves shorter courses. The college at present teaches surveying, levelling, laying out of grounds, mechanics as applied to implements, building, stock breeding, agricultural chemistry, horticulture, and such practical applications of science as are especially useful to the farmer. Particular attention is given to the sciences on which agriculture depends. Chemistry with its applications occupies two years; botany, one year; zoölogy and allied studies, one year; mathematics is carried far enough to give a knowledge of surveying and the application of trigonometry to problems of mechanics and astronomy. Other studies usually found in college courses, except the ancient languages, receive their share of notice also.—(State report and catalogue of college, 1878.)

The *Polytechnic School of the State University* is one of the developments of 1878. The university has for years given advanced instruction in the mathematical, physical, and natural sciences, and in the application of these sciences to the arts. In advance of the session of 1878-79 it gave a closer grouping, a more compact organization, and an ampler development to these studies, and established by name what it already had in fact, the Polytechnic School. It comprises the work in civil engineering, the school of mines, the advanced course in science, and the school of pharmacy, and is meant to meet the wants of those studying civil or mining engineering or pharmacy with a view to graduating, as well as those of college graduates and others desiring to pursue special or advanced studies in engineering and the natural sciences with their applications.—(University calendar.)

Scientific courses of 4 years are presented also by Adrian, Albion, Hillsdale, Kalamazoo, and Olivet Colleges.

For statistics of all the scientific schools and courses, see Tables IX and X of the appendix following, and the summaries of them in the report of the Commissioner preceding.

#### THEOLOGICAL.

Courses of theological study covering 3 years are provided in *Hillsdale College* (Free-Will Baptist) and in *Adrian College* (Methodist). At Adrian a shorter course is provided for those who, from advanced age or other circumstances, cannot pursue the full one. In Hillsdale there is offered, besides the regular course, an English course covering the same time as the former and embracing all its studies except the ancient languages. Students who complete either prescribed course receive diplomas; the degree of bachelor of divinity is for graduates of the regular course only. Arrangements have been made for holding a ministers' institute for 2 weeks at the opening of each year at the theological department of Hillsdale, under the auspices of the Western Education Society.—(Catalogues.) For statistics, see Table XI of the appendix, and the summary of this in the report of the Commissioner preceding.

#### LEGAL.

The law department of the State university provides a course of instruction covering 2 terms of 6 months each in successive years, which, it is claimed, will fit students for practice in any part of the country. The degree conferred on students who complete the course and pass an approved examination entitles the resident graduate to an immediate license to practise in all the courts of the State. A previous course of reading is advised, but not required, as a condition of admission. It is expected that all students will be well grounded in at least a good English education and capable of making use of the language with accuracy and propriety. Candidates for admission must be not less than 18 years of age and must bear a good moral character.—(University calendar.) For statistics, see Table XII of the appendix, and a summary of this in the report of the Commissioner preceding.

#### MEDICAL.

The medical schools reporting from the State are two belonging to the *State University*, one regular and one homœopathic, and the *Detroit Medical College* (regular). Connected with the university are also schools of dentistry and pharmacy, the latter forming one of the courses of the Polytechnic School.

In the *College of Medicine and Surgery* at the university important changes have been made within the last 2 years. The session is now extended to 9 months, or the entire college year, and a 3 years' graded course has been established. Candidates for admission are examined as to their fitness to profitably pursue the study of medicine, unless they are (1) graduates of some college or scientific school, (2) qualified teachers, (3) advanced members of some academy or high school, or (4) have the certificate of some regular medical society that they are qualified to study medicine. The preliminary requirements are not of as high an order as it is hoped they will be made



before long; but they are as high as is fairly practicable at present. To encourage a higher grade of preliminary acquirements, a deduction of 6 months from the required 3 years of medical study is made to graduates of the university and of other respectable colleges, and a year is deducted from the required course of such as have graduated in the school of pharmacy of the university.

The *Homœopathic Medical College* has also extended its course of study from 6 months to 9 and established a 3 years' graded course. There is an examination for admission imposed on all who are not matriculates of the university or graduates of some college, academy, or high school. There is also a similar allowance to that made in the College of Medicine and Surgery in favor of collegiate training and a previous course in the university school of pharmacy. Women are admitted to both these schools, as to all other departments of the university, on the same conditions as men. The instruction furnished them is equal in all respects, but a large portion of it is given the two sexes separately.—(Calendar of Michigan University.)

At the *Detroit Medical College*, there is an optional 3 years' graded course. The college year covers nearly 10 months, embracing a preliminary, a recitation, and a regular session; but attendance on the regular session of 5 months only is required. The college has under its control for educational purposes 3 hospitals and maintains 2 free dispensaries during the entire year.—(Catalogue.)

For statistics of the medical schools, including those of dentistry and pharmacy, in the university, see Table XIII of the appendix following, and for a summary of them, a corresponding table in the report of the Commissioner preceding.

### SPECIAL INSTRUCTION.

#### EDUCATION OF THE DEAF AND DUMB AND THE BLIND.

The Institution for the Education of the Deaf and Dumb and the Blind, at Flint, in 1877-'78 had 257 pupils, with 251 as the largest number at any one time. Since 1854 there have been 675 children in the institution. In the department for deaf-mutes, instruction in the common school branches is given by means of the manual alphabet, signs, and writing, while about 50 semi-mutes have a lesson each day in articulation. Some industrial employments are given both boys and girls. In the department for the blind much attention is paid to music, several of the graduates making a good living as teachers of this branch. Broom and basket making, wickerwork, and the English branches are also taught.—(Report for 1877-'78.)

#### EDUCATION OF POOR AND NEGLECTED CHILDREN.

The State Public School for Dependent Children, Coldwater, reported 313 inmates, August 30, 1878, and 6 teachers. In 1877-'78 there were 412 children either taken care of in this school or placed in families. The schools were in a more satisfactory condition than at any former time, and the children were making fair progress in their studies. Up to the end of 1878 there had been 283 children apprenticed; and of the 176 who were in families from one to four years, about 93 per cent. were reported as doing well. The aim of the institution is to relieve the poor-houses of the State of children between three and fourteen years of age. The main building is divided into work, school, and eating rooms, while the cottages are arranged for the family life of twenty-five to thirty members each, under charge of cultivated ladies who give tender care to the children.—(State report, 1877-'78, and penal reformatory report, 1877-'78.)

#### REFORMATORY AND INDUSTRIAL TRAINING.

The *Michigan State Reform School* reported 327 boys, September, 1878; received during the year, 166; discharged, 101; average number, 303. Although the list of inmates has increased in five years 34 per cent., the number of teachers (6) remains the same, and the current expenses have only been augmented a trifle over 3 per cent. The object of this school is to improve the boys physically, morally, and intellectually, to cultivate their self-respect and manliness, and to fit them to become worthy citizens. To secure this they are surrounded by the influences of a Christian home; they have military drills; they receive instruction in reading, writing, arithmetic, and geography; and they are employed in tailoring, shoemaking, farming, and cane seating of chairs. Reports from county agents and from some of the boys discharged show that the influence of the reform school in reclaiming these children from vice and starting them in a right direction, does not end when they leave the school.—(State Reform School report for 1878.)

The *Detroit House of Correction* reported 2,882 inmates in 1878, and that 2,122 were discharged during the year. The common school branches are taught, with algebra, trigonometry, and the languages where there appears to be a prospect of real benefit from these. The industrial training consists of chair making and the use of various kinds of machinery.—(Report for 1878, penal reformatory report, 1877-'78, and return.)

The *Industrial School*, in Detroit, a private institution in existence for 19 years, reported 104 children in 1878; also 2 teachers, 1 matron, and a board of managers. The children were under instruction in the ordinary branches, vocal music, knitting, sewing, or housework, from 9 to 3 o'clock, and were given their dinner. A new building was in process of erection, the money having been contributed by private individuals.—(Return and report of penal institutions.)

### EDUCATIONAL CONVENTION.

#### STATE ASSOCIATION.

The twenty-seventh annual meeting of the State Teachers' Association was held at Lansing, December 25-27, 1878, with Professor Edward Olney, the president, in the chair. The first address was on "Tests of a system of education," by Rev. John Bascom, of Wisconsin University. Mr. E. O. Vaile, of the Educational Weekly, Chicago, next read a paper on the "Spelling reform," which caused considerable discussion. "The need of a higher culture in literature" was advocated by Miss F. E. Cushman, preceptress of the high school at Niles. The subject of school exhibits at these associations was discussed and referred to the executive committee, with instructions to prepare an exhibit for the next year. Messrs. W. H. Payne, I. N. Demmon, and W. S. Perry gave many hints on the importance of libraries, both for the public and the schools. Mr. Perry urged that we ought to have a profounder faith in the library as an educational instrumentality, not only as a symbol of refinement and a civilizing influence in the community, but as an important factor in the ordinary working of the school. Mr. Demmon suggested that communities should tax themselves so as to procure free libraries, placed under the control of the school boards and at all times accessible to school children. A lecture on the sun, by the director of the Cincinnati Observatory, Mr. Ormond Stone, occupied the evening session. As at the previous annual meeting, much time was given to the rural and ungraded schools. The desirability of having local supervision, of not adding to the studies now pursued, and other points were discussed by several educators. "The best means to be employed for the improvement of teachers of the common schools," a subject under consideration by Mr. Zelotes True-del and others, terminated a meeting which was fully attended and very interesting.--(Report of State superintendent, 1877-78.)

### CHIEF STATE SCHOOL OFFICERS.

Hon. CORNELIUS A. GOWER, *State superintendent of public instruction, Lansing.*

[Term, by appointment, for the latter part of 1878; by election, from January 1, 1879, to January 1, 1881.]

The deputy superintendent, at the date of the last report, was William L. Smith.

**MINNESOTA.**  
**STATISTICAL SUMMARY.**

	1876-'77.	1877-'78.	Increase.	Decrease.
<b>POPULATION AND ATTENDANCE.</b>				
Estimated school population .....	238,362	271,428	33,066	.....
Enrolled in public schools.....	162,551	167,825	5,274	.....
Resident pupils of school age (5-21) ..	157,476	160,867	3,391	.....
Pupils not resident or not of school age.	5,075	6,958	1,883	.....
Enrolled in graded schools.....	.....	35,078	.....	.....
Enrolled in private or church schools.	9,500	10,000	500	.....
<b>SCHOOL DISTRICTS AND SCHOOLS.</b>				
Common school districts .....	3,628	3,742	114	.....
Special and independent school districts.	.....	69	.....	.....
Number of towns with graded schools.....	.....	78	.....	.....
Public school-houses <i>b</i> .....	3,214	3,280	66	.....
Average time of school in days .....	84	88	4	.....
Valuation of school property .....	\$2,980,517	\$3,382,352	\$401,835	.....
<b>TEACHERS AND THEIR PAY.</b>				
Men teaching in the public schools ...	1,711	1,757	46	.....
Women teaching in the public schools.	3,031	3,115	84	.....
Whole number of teachers .....	4,742	4,872	130	.....
Average monthly pay of men <i>c</i> .....	\$36 75	\$37 52	\$0 77	.....
Average monthly pay of women <i>c</i> ....	28 31	28 12	.....	\$0 19
<b>INCOME AND EXPENDITURE.</b>				
Whole income for public schools <i>d</i> ....	\$1,181,327	\$1,452,656	.....	.....
Whole expenditure for them <i>d</i> .....	1,181,327	1,494,686	.....	.....
<b>STATE SCHOOL FUND.</b>				
Amount of this available.....	\$3,403,219	\$3,859,964	\$456,745	.....
Estimated future amount .....	.....	15,000,000	.....	.....

*a* Estimated by the State superintendent.

*b* Frame, 2,409, an increase of 131; brick, 136, an increase of 6; stone, 74, a decrease of 2; log, 601, a decrease of 91.

*c* Not including salaries of superintendents and principals receiving \$1,000 or more.

*d* As the figures for income and expenditure in 1876-'77 are only approximations, no trustworthy comparison with those of the following year can well be made. The State superintendent says that the cost of the public schools in 1877-'78 was about the same as the year before.

(From report for 1877-'78 of Hon. David Burt, State superintendent of public instruction, compared with returns from the same.)

**STATE SCHOOL SYSTEM.**

**OFFICERS.**

For the State, there is a superintendent of public instruction, appointed biennially by the governor, with the consent of the senate. A board of 10 regents of the university, 3 ex officio, with the president as a sitting member, forms part of the State system. For the normal schools there is a board of normal school directors of 6 members, appointed by the governor, with which the State superintendent is also associated. A high school board of 3 members was organized under a law of 1878 "for the encouragement of higher education," and is composed of the superintendent, the president of the university, and one other member appointed by the governor.

For counties, there is a superintendent of schools, elected biennially; for common school districts, a board of 3 trustees; for independent school districts, one of 6 directors. The members of each board are chosen for three years, one-third liable to change each year.—(School laws and State report.)

#### OTHER FEATURES OF THE SYSTEM.

The means for the support of the State schools are derived from a regular tax of 1 mill on the dollar of assessed valuation; from the proceeds of fines, penalties, and liquor licenses; from special taxation in districts, not to exceed 9 mills on the dollar; and from the income of the State school fund, distributed on the basis of the number of scholars 5 to 21 years old enrolled in schools that have had at least 3 months' school term under a qualified teacher who has duly reported to the superintendent. The means for building come from special district taxation, which is not to exceed 10 mills on the dollar in any year.

All resident children between 5 and 21 are entitled to attend the public schools free of charge, and no child may be excluded from any such school on account of color, social position, or nationality, on penalty of \$50, to be collected from any board permitting exclusion on these grounds.

Teachers cannot be legally employed in public schools unless they have certificates of qualification. It is the duty of county superintendents to examine and license district school teachers. They are authorized to issue 3 grades of certificates; the first to be valid in the county for two years, the second for one year, and the third for 6 months, and then only in the districts for which they are given. Teachers in independent school districts are examined by district boards of education and receive certificates from them.

Women 21 years of age and upwards who are citizens of the United States or have declared their intention to become such, having resided in the United States for one year and in the State for four months, are entitled to vote for school officers and at all school meetings. They are also eligible to any office pertaining solely to the management of public schools. Text books for use in the public schools are furnished by the State to the districts, and by the districts to the pupils, at cost price.—(School laws and report of State superintendent.)

#### GENERAL CONDITION.

As might be expected in a young and growing State, the school statistics show an increase at almost all points; for example, of 33,066 in children of school age, of 5,274 in the enrolment in public schools, of 66 in the number of school-houses, of 130 in the number of teachers, of 77 cents in the average pay of men, of \$401,835 in the estimated value of school property, and of \$456,745 in the available school fund. An apparent increase of \$271,329 in the receipts for schools may be partially due to \$123,000 of delinquent taxes owing at the date of the last report. According to a return received from the State superintendent, there would seem to have been an increase of \$313,358 in the expenditures on the public schools, but in his report the superintendent says that the cost of the public schools was about the same as in 1876-77. The graded schools reported in 79 towns for 1878, with a total enrolment of 35,078 pupils, sent out 133 who had completed the full course. As new schools perfect their organizations and extend their work, the number of such graduates must steadily advance.

The main and almost only point of decrease is in the pay of female teachers. Through the comparative cheapness of their services women have already largely crowded out the men, and this decrease of pay will tend to crowd out the better class of women also. The superintendent strongly urges greater permanency of employment and better remuneration for it.—(Report for 1877-78.)

#### TOPICS DISCUSSED.

Among the topics discussed by the superintendent in his report for 1878 are the school district system, the dangers of electing county superintendents by popular vote, the proper basis for apportionment of school moneys, and the high school question.

One of many evils resulting from the present school district system, he says, is the subdivision into small and weak districts. This is done in some cases to avoid taxation, in others to exclude certain families, or to give quarrelsome and ambitious men new districts to manage. A consequence is that the inhabited part of the State has been cut up into 3,792 districts, and the subdivision is still going on. As a remedy, the superintendent advises the adoption of the township system.

A change of the law made in 1877, by which the office of county school superintendent was made elective, has, it is said, resulted badly. Candidates now need not even be able to read and write; and low moral character is not a disqualification, so long as a nomination and votes can be secured. Under the former law, which provided for the appointment of superintendents by county commissioners, there was some complaint that incompetent men were placed in office; but the elective system has increased this evil. The superintendent therefore recommends the adoption of some plan for a

competitive examination of candidates for the county office and the appointment of the successful competitors.

The report sets forth the advantages of the present law (adopted in 1876) for the apportionment of school moneys on the basis of attendance, the former one being that of enumeration. The present plan, it is believed, is that contemplated by the State constitution, which uses the word "scholars" in describing the persons entitled to the benefit of school money. Its effect is to remove the temptation to a false enumeration, to increase attendance, to encourage the opening of new schools, and to place those of rural neighborhoods more nearly on an equality with city schools in respect to the amount of public money received.

As an argument in favor of sustaining public high schools, it is urged that they are necessary as feeders of the State university. Without them it must depend on academies not in the State educational system, and be virtually thrown out of this system. Congressional land grants have given the State a university. It has accepted the gift and by repeated appropriations has made the institution an important factor in the system of public instruction, and the plan cannot be abandoned. The State must secure its success by strengthening the high schools to which it requires the university to look for students.—(State report, 1873.)

## CITY SCHOOL SYSTEMS.

## OFFICERS.

Under a general law, the towns, cities, and villages which have been organized into independent school districts have boards of school directors comprising 6 members, one-third of them to be changed each year. The board must elect a president, clerk, and treasurer, and may also elect a city school superintendent.—(School laws, 1877.)

## STATISTICS. a

City.	Estimated population.	Enrolment in public schools.	Average attendance.	Teachers.	Cost of the buildings for schools.
Minneapolis .....	34,747	5,270	3,721	102	\$305,502
St. Paul .....	37,175	4,402	3,258	84	243,328
Winona .....	11,000	1,788	1,234	23	128,460

a These figures are from a table of graded school statistics in the State superintendent's report for 1878. Neither the population of the cities nor the number of youth of school age is given; the former has been supplied.

## ADDITIONAL PARTICULARS.

Among the events of the year which affected *Minneapolis* school interests is the reported consolidation of the former two boards of education. The course of instruction in the high school (a new building for which was to be completed in September, 1878) "is so arranged that it will articulate with the State university," and graduates will be prepared to enter either its classical, modern English, or scientific course. In the common school course the time given to arithmetic will be abridged, fewer processes and greater familiarity with these few being insisted on; language is to be studied more as an art, and the drill in grammatical analysis and parsing greatly restricted; geography is to be compressed into one book, and its higher features given through oral lessons.—(State superintendent's report, 1878.)

The superintendent of *St. Paul* makes no extended report this year, but he speaks of the prosperous condition of the high school, in which there was an enrolment of about 250, a class of 22 graduating at the close of the year and 70 being admitted from the grammar schools.

In *Winona* the attendance was unusually good during the fall and winter terms of 1877-78, but in summer it was seriously affected by the prevalence of measles. Tardiness was almost entirely suppressed, there having been but 431 cases during the entire year, while 7 years ago there were 12,320 in the same length of time. The schools have been greatly improved and thoroughly regraded during the last 7 years, and the course of study has been revised and extended. The high school, which 7 years ago had neither reference library nor apparatus, has now both philosophical and chemical apparatus, a good reference library, and the basis for a cabinet. Important additions to the chemical and philosophical apparatus also were made during 1878. Within the same period, too, the school buildings have been greatly improved, small wooden ones, with imperfect arrangements, having given place to large brick structures, supplied throughout with modern improvements in heating, ventilation, furniture, &c.—(State report, 1878.)

## TRAINING OF TEACHERS.

## STATE NORMAL SCHOOLS.

The State normal schools of Minnesota were established under a general act passed in 1858. The first one was opened at Winona in 1860, the second at Mankato in 1863, and the third at St. Cloud in 1869. In the beginning, each school was managed by a local prudential committee, but in 1873 a law was passed requiring the governor to appoint 6 normal directors, who, with the superintendent of public instruction, should constitute a State board and have charge of the schools. This plan has given them a unity of character and similarity of organization which they did not before possess.

Two courses of study are offered in each school—an elementary and an advanced. The former prepares for teaching in the ordinary schools, the latter for the higher departments of graded schools; in both the instruction is largely of a professional character. The total enrolment of normal pupils in the 3 schools during 1877-78 was 550, besides 281 in the model schools. Average attendance of normal pupils, 416; number of graduates for the year, 59.—(State report, 1878.)

## OTHER NORMAL TRAINING.

No trace of any special training for school work appears in the calendar of the university for 1877-78 or in the arrangements of other colleges the catalogues of which have been received.

## TEACHERS' INSTITUTES.

An act was passed in 1868 making a yearly State appropriation of \$2,000 to defray the expenses of teachers' institutes, to be held under the direction of the superintendent of public instruction. This law was so amended in 1873 that \$1,000 could be expended on institutes of one or two weeks' duration, and \$2,000 on training schools of from four to six weeks in length; in 1877 another amendment permitted the whole appropriation to be applied to institutes without regard to length. It was found that terms of one or two weeks secure the best results; if teachers are willing to attend longer, they prefer to go to a normal school.

Institutes were held in 1878 in 19 counties, with a total enrolment of 1,263 teachers. It has been found well to furnish institute instructors from the principals and teachers of the State normal schools. The county superintendent is the presiding officer at these institutes, with full liberty to teach and make suggestions as to management; and one or more teachers of experience in institute work are also employed.—(Report.)

## TEACHERS' DEPARTMENT OF EDUCATIONAL JOURNAL.

No Minnesota journal devoted to the school interests of the State is known to the Bureau, but for the benefit of the Minnesota subscribers to the Educational Weekly, of Chicago, a part of a column in that journal is frequently given to matters relating to Minnesota school work.

## SECONDARY INSTRUCTION.

## PUBLIC HIGH SCHOOLS.

Precisely how many of the 79 public graded schools reported are high schools in the sense of having courses of higher study, Superintendent Burt says, cannot be stated. The highest school in the grade is often called the "high school," more in view of its aims and hopes than of its present attainments. In 6 of these schools, however, Greek was studied by 46 pupils; in 33, Latin, by 628; in 3, German, by 907; and in 2, French, by 35. Thirty schools report a total of 145 pupils who intend to take a higher course.

A law was approved March 9, 1878, appropriating \$8,000 annually in aid of public graded schools.<sup>1</sup> This is to be given, in sums of \$400 each, to graded schools selected by the high school examining board as deserving of the aid. They must have regular and orderly courses of study, embracing all the branches prescribed as a prerequisite for admission to the collegiate department of the university not lower than the third or subfreshman class.—(State report, 1878.)

## OTHER SECONDARY SCHOOLS.

For statistics of business colleges, private academies, and preparatory departments of colleges, see Tables IV, VI, and IX of the appendix, and the summaries of these in the report of the Commissioner preceding.

## SUPERIOR INSTRUCTION.

## COLLEGES FOR YOUNG MEN OR FOR BOTH SEXES.

The *University of Minnesota*, at Minneapolis, had in 1878 a collegiate department covering substantially two preparatory years and two of the ordinary collegiate. For

<sup>1</sup>This sum is made \$0,000 by the law as published in the Calendar of the University of Minnesota for 1877-78.

completing this no diploma is assigned. Its classical, scientific, and modern courses simply prepare for the junior year of the college of science, literature, and arts, in which the same courses are continued, and for the corresponding year in the college of mechanic arts and in the college of agriculture. The courses in these lead respectively to the degrees of bachelor of arts, bachelor of engineering, and bachelor of agriculture. Examinations for entrance on the elementary course were held in 1877 and in 1878 at various points throughout the State. The enrolment and attendance in the lower classes were consequently greater than in any previous years, the actual daily attendance for the whole institution exceeding 340 for the greater part of the session of 1877-78, and the full list for all courses and departments 371, under 19 professors and instructors. The university is open, free of charge for instruction, to all persons, male or female, over 14 years of age, who pass the required examinations, except such as are entitled to receive, and can receive, substantially the same instruction in the public schools of their districts.—(University calendar, 1878.)

*Macalester College*, Minneapolis (Presbyterian), remained suspended in 1878, awaiting the completion of buildings for its work and a fuller endowment.

*Carleton College*, Northfield (Congregational), had classical, scientific, literary, and English courses of 4 years each beyond its preparatory course of 3 years. It also gave instruction in music. Both sexes are admitted. Students in the fall term of 1878 in the preparatory and musical departments, 205; in the collegiate, 32; all under 10 instructors and professors.

*St. John's College*, St. Joseph (Roman Catholic), had, for young men only, a classical course of 3 years, a scientific course of apparently the same length, an ecclesiastical course of 4 years beyond its introductory elementary course of 2 years, with a commercial course. The statistics for 1878 showed 76 students in classical and commercial courses.

*Augsburg Seminary*, Minneapolis (Lutheran), for young men, besides a preparatory course in which were 30 students, has a Greek department with a 4 years' course, in which were 51 students, under 6 instructors, in 1878.—(Catalogues and returns.)

#### SUPERIOR INSTRUCTION OF YOUNG WOMEN.

Young women are admitted in common with young men to all the privileges of the State university and to Carleton College. There are also two chartered institutions in the State for their exclusive instruction, *St. Mary's Hall* and the *Minneapolis Female Seminary*. For statistics of these last, see Table VIII of the appendix, and the summary of it in the report of the Commissioner preceding.

### SCIENTIFIC AND PROFESSIONAL INSTRUCTION.

#### SCIENTIFIC.

The State university having provided scientific and English courses in its elementary and collegiate department, carries on its instruction in these, for such as desire it, in the colleges of agriculture and of the mechanic arts.

The *College of Agriculture* offers four courses: (1) the regular undergraduate, of 2 years, supplementary to the collegiate; (2) the elementary, of 4 years, beginning from a much lower point; (3) special courses of 1 year, and (4) a farmers' lecture course of 10 weeks in duration. The elementary course in agriculture requires the same amount of preparation as to enter the collegiate department. The special courses are open to all who are competent to receive the instruction, the only stipulation being that they must be able to read and write.

The *College of Mechanic Arts* provides 3 advanced courses, one each in civil engineering, in mechanical engineering, and in architecture, all based on the scientific course of the collegiate department. If not graduates of that course, applicants for admission must pass an examination in the studies belonging to it.—(Calendar of university.)

At *Carleton College* the instruction given in the scientific course will probably be greatly stimulated by the addition of an astronomical observatory, the main building for which was completed in 1878 and furnished with a fair supply of all the most necessary instruments.—(Catalogue for 1878.)

#### PROFESSIONAL.

*Theological* instruction under Evangelical Lutheran influences is given at the *Augsburg Seminary*, Minneapolis, in a course of 3 years; under Protestant Episcopal influences, at the *Seabury Divinity School*, Faribault, in one of the same length, both meant to follow a collegiate course, which, however, is not made indispensable to entrance. *St. John's Seminary*, St. Joseph (Roman Catholic), has a 4 years' ecclesiastical course beyond the collegiate one before mentioned; but it is said that graduates of the collegiate course may complete the ecclesiastical course in 3 years.—(Catalogues and returns.)

*Legal* training and *medical* instruction enter into the plan of the University of Minnesota; but in 1878 its colleges of law and medicine were yet unorganized.

For statistics of scientific and professional instruction, as far as given, see Tables X and XI of the appendix following, and the summaries of them in the report of the Commissioner preceding.

#### SPECIAL INSTRUCTION.

##### STATE INSTITUTION FOR THE EDUCATION OF THE DEAF AND DUMB AND THE BLIND.

As early as 1858 an act was passed by the State legislature to establish an institution for the education of the deaf and dumb. In 1863, when provision was made by the legislature for the education of the blind with the deaf and dumb, the school was opened. In 1874 a separate building was provided for the blind, which made it possible to organize that department more in accordance with the necessities of their condition. When the main building for deaf-mutes shall be finished, the institution will have ample accommodations for all the deaf-mutes of the State for probably 10 years at least.

Returns for 1878 give 108 as the number of deaf-mute pupils, under 6 teachers, 3 of the teachers being semi-mutes; 21 as the number of the blind, under 9 instructors and other employes, 2 of these latter blind. The common school branches are studied by both classes of pupils; higher branches, as the capacity of pupils may demand them. The employments taught the deaf-mutes are coopering, shoemaking, tailoring, printing, and dressmaking; those taught the blind, caning chairs, fancy bead work, hand and machine sewing, knitting, and household work.—(State report and returns from superintendents.)

#### EDUCATIONAL CONVENTION.

##### STATE ASSOCIATION.

The third annual meeting of the Minnesota Educational Association was held at Minneapolis, August 13, 14, and 15, 1878. The address of welcome, by President Fowell, of the State university, came first. It was followed by the annual address of the president of the association, Professor D. C. John, of the Mankato State Normal School. Among the subjects discussed in the other addresses and papers were "Programme for graded and ungraded schools," "Compulsory education," "School buildings, grounds, and their belongings," "The best method of electing county superintendents," and "Natural science in the common schools." The most interesting discussion was on the subject of school hygiene. It was begun by Professor L. B. Sperry, in a practical address, and continued by Dr. C. N. Hewett, secretary of the State board of health.

Resolutions were adopted at the close of the session warmly indorsing the law of 1878 for the encouragement of higher education; also expressing appreciation of the efforts made by the State board of health to improve the public hygiene, especially in the schools, and pledging the coöperation of teachers present in the work. It was further resolved that compulsory attendance be a standing subject of discussion in the meetings of the association.—(Educational Weekly.)

#### CHIEF STATE SCHOOL OFFICER.

Hon. DAVID BURT, *State superintendent of public instruction, St. Paul.*

[Third term, 1879-1881.]



**MISSISSIPPI.**  
**STATISTICAL SUMMARY.**

	1876-'77.	1877-'78.	Increase.	Decrease.
<b>POPULATION AND ATTENDANCE.</b>				
White youth of school age (5-21).....	150,504	.....	.....	.....
Colored youth of school age (5-21).....	174,485	.....	.....	.....
Whole number of school age.....	324,989	348,351	23,362	.....
White youth in public schools.....	84,374	.....	.....	.....
Colored youth in public schools.....	76,154	.....	.....	.....
Whole number in the schools.....	160,528	205,978	45,450	.....
Average monthly enrolment, white.....	63,943	.....	.....	.....
Average monthly enrolment, colored..	55,814	.....	.....	.....
Whole average monthly enrolment....	119,757	171,226	51,469	.....
Average daily attendance, white.....	52,672	.....	.....	.....
Average daily attendance, colored....	44,627	.....	.....	.....
Whole average daily attendance.....	97,299	115,976	18,677	.....
<b>SCHOOLS.</b>				
Average term, in days, in country.....	77	.....	.....	.....
Average term, in days, in cities.....	200	.....	.....	.....
Average throughout the State.....	.....	79	.....	.....
<b>TEACHERS AND THEIR PAY.</b>				
Number of white teachers.....	2,669	.....	.....	.....
Number of colored teachers.....	1,459	.....	.....	.....
Whole number in public schools.....	4,128	4,763	635	.....
Average monthly pay of each.....	\$29 19 $\frac{1}{2}$	\$27 00	.....	\$2 19 $\frac{1}{2}$
<b>INCOME AND EXPENDITURE.</b>				
Receipts for public schools.....	\$496,987	\$626,268	\$129,281	.....
Expenditures for public schools.....	481,215	592,805	111,590	.....
<b>PERMANENT STATE SCHOOL FUND.</b>				
Amount of this fund held by State....	\$815,229	\$815,229	.....	.....

(From printed report of Hon. J. A. Smith, State superintendent of public education, for 1877, and written return from the same to the Bureau of Education for 1878.)

**STATE SCHOOL SYSTEM.**

**OFFICERS.**

For the State, a superintendent of public education, who is elected by the people for 4 years to supervise the public free schools, and a State board of education, comprising the secretary of state, the attorney general, and the State superintendent of public education, to care especially for school lands and school funds and serve as a court of appeal.

The local officers are county superintendents, appointed biennially by the board of education, subject to approval by the senate, after examination by a county examining board; and boards of 3 school trustees, elected by the people in each school district, except in incorporated cities and towns, where they are selected by the board of mayor and aldermen.—(School laws of Mississippi, 1876 and 1878.)

**OTHER FEATURES OF THE SYSTEM.**

The public schools are sustained by State and county school funds (including the income from the permanent school fund) and by local taxation. The permanent

school fund is derived from sixteenth section lands coming from the "Chickasaw cession," and amounted in 1878 to \$315,229. This the State uses and pays interest on to the amount of \$75,218 annually, which sum is apportioned to the schools from funds raised by general taxation. Other State and county school funds are those arising from sales of lands held by the State for taxes, from licenses, fines, poll taxes, &c. State school funds are apportioned to each county in proportion to the number of educable children therein from 5 to 21. It is provided that whenever the amount of the school fund in the State treasury in any fiscal year does not reach \$200,000, exclusive of Chickasaw and sixteenth section funds or other special funds, then the State treasurer shall transfer from the general fund to the common school fund enough to make the amount \$200,000.

The extent of local taxation authorized for public schools appears to be a levy by county boards of supervisors not to exceed 3 mills on the dollar, and one by boards of mayor and aldermen in towns constituting separate districts sufficient to provide fuel for the schools.

Schools must be maintained at least 4 months in each year and 5 when there is sufficient money. They must afford ample free school facilities to all the educable youth; but white and colored must not be taught in the same building.

Teachers cannot be legally employed unless they hold certificates from their county superintendent. Teachers' salaries are fixed by county superintendents in connection with the board of supervisors or with the board of aldermen in cities and towns constituting separate school districts. The amount varies according to the number of pupils attending, but it must not exceed a certain maximum.

Text books for the public schools in each county are agreed upon at a meeting of the teachers of the county, called by the county superintendent. When their action is approved by the county board of supervisors, it becomes final, and the list holds good for five years. The county superintendent is to see that all the schools in his county have a school term of equal length.—(School laws, 1878.)

#### GENERAL CONDITION.

Under a law of 1878, the sessions of the legislature, and consequently the reports of the State superintendent of public education, which are to be submitted at these sessions, were changed from annual to biennial. Hence no report has been made for the year 1877-'78, nor can any be looked for till that year is included with 1878-'79 in the statement to be made to the legislature in January, 1880. Under these circumstances, the only points at which we can trace progress or retrogression between 1876-'77 and 1877-'78 are those respecting which Superintendent Smith has kindly furnished statistics for the latter year. These indicate 23,362 more children of school age and an advance of 45,450 in enrolment. While the average daily attendance did not keep pace with this large increase of enrolment, it advanced 18,677. There were also 635 more teachers employed, \$129,281 more received for public schools, and \$111,590 more expended on them. The only item in which any decrease appears is the wages of teachers, which went down from an average of \$29.19 $\frac{1}{2}$  a month to \$27, a reduction painful to read of in connection with an advance in every other point, and especially painful because it follows two preceding ones, which, with this, have brought down the average monthly pay \$28.47 in three years.<sup>1</sup> With this exception, however, the showing for the year is, as may be seen, a most favorable one upon the whole for a State in which free schools are yet comparatively in their infancy, and in which, from the circumstances attending their introduction, there is yet considerable prejudice against them. In the future the public school system seems likely to be much improved under the operation of a revised school law approved in March, 1878, the main features of which have been given under preceding heads.

#### CITY SCHOOL SYSTEMS.

##### OFFICERS.

Under the provisions of the new school law of 1878, any town of 1,000 or more inhabitants may constitute a separate school district, if the mayor and aldermen so elect; and the said mayor and aldermen, acting in conjunction with the county superintendent, constitute a board of appointment to appoint 3 persons, patrons of each school, a board of trustees for such school, to hold office for one year and to look after all school interests. The county superintendent, however, retains his supervisory powers. Vicksburg, under a special act of the same year, has 2 trustees of schools for each city ward, to hold office for 2 years.

<sup>1</sup>That is, from \$55.47 in 1874-'75 to \$27 in 1877-'78.

## STATISTICS.

City.	Estimated population.	Youth of school age.	Enrolment in public schools.	Average attendance.	Teachers.	Expenditure.
Natchez a.....	19,000	8,107	2,730	2,590	76	\$9,626
Vicksburg.....	12,600	3,600	1,459	820	20	13,987

a The figures relating to schools here given for the city of Natchez include Adams County.

## ADDITIONAL PARTICULARS.

No printed reports from either of the two cities for 1878 have been received, but written returns from the superintendents give the following items besides those above: first, that in both cities the system includes primary, grammar, and high schools; next, that the statistics of Vicksburg show 3 school buildings, with 21 rooms for both study and recitation, under the charge of 20 teachers, and sittings for only 1,185 of the 1,459 pupils enrolled; a fact which may account for the small average attendance. Of the 20 teachers, all but 2 in the high school were women.

## TRAINING OF TEACHERS.

## NORMAL SCHOOL AND NORMAL DEPARTMENTS.

The *State Normal School*, Holly Springs, reports for 1878 an attendance of 124 normal students, 83 men and 41 women. The State established and supports this school for the purpose of training teachers for the public schools of Mississippi. Tuition is free, except to students from other States. The full course of study occupies 4 years.—(Return and catalogue.)

*Shaw University*, Holly Springs, and *Tougaloo University*, Tougaloo, report normal departments; the course in the former covers 3 years, in the latter 5. There was at Shaw University an attendance in 1877-'78 of 35 normal students, including 27 in a preparatory class; at Tougaloo, according to a written return, 29 normal students and 103 others.

For further statistics, see Table III of the appendix, and a summary of this in the report of the Commissioner preceding.

## TEACHERS' INSTITUTES.

No arrangement for holding institutes appears in the new law of 1878, excellent as that law is in many of its provisions.

## DEPARTMENT OF EDUCATIONAL JOURNAL.

In the *Eclectic Teacher*, of Louisville, Ky., a department is assigned for educational information from Mississippi.

## SECONDARY INSTRUCTION.

## PUBLIC HIGH SCHOOLS.

There is no information in this Office upon which even an estimate can be based of the number of public high schools in Mississippi or of the students attending them in 1878. Returns from Natchez and Vicksburg show that in each of those cities there was one such school in operation; and from the *Eclectic Teacher* of June and January, 1878, it appears that there were similar schools in Batesville, Summit, Fayette, and Sardis. There are doubtless a number of others, but, in the opinion of Mississippi educators, not nearly so many as are needed.

To supply the demand for more schools preparatory to college and to establish a link between the university and the common schools, a law was passed by the legislature in 1878 providing that where suitable school buildings and a library of 200 bound volumes of well selected miscellaneous literature are furnished without expense to the State, and where teachers of good moral and educational standing shall have associated themselves as a faculty in schools with these facilities for work, students may attend from any county in the State, and, to defray the expense of their tuition, may draw from the school funds of their counties the pro rata amount to which they would have been entitled had they attended the public schools in their own counties. Such high schools or colleges are required to adopt a course of text books as nearly as possible in accordance with the curriculum of the University of Mississippi, so that students may pass from these schools into any class in the university without loss of time or text books. Out of this arrangement will doubtless come better high schools and a closer connection between them and the university.—(School laws of 1878.)

## OTHER SECONDARY SCHOOLS.

For statistics of business colleges, private academic schools, and preparatory departments of colleges, see Tables IV, VI, and IX of the appendix, and the summaries of these in the report of the Commissioner preceding.

## SUPERIOR INSTRUCTION.

## COLLEGES FOR YOUNG MEN OR FOR BOTH SEXES.

The only change noted in the organization of the *University of Mississippi* is the removal from it of the State College of Agriculture and the Mechanic Arts. With this exception the departments of study remain the same as reported in 1877, namely, those of preparatory and professional instruction and that of science, literature, and the arts. The last has 5 distinct courses of study, 3 of them for undergraduates and 2 for graduates, the first 3 leading to the degrees of bachelor of arts, bachelor of science, and bachelor of philosophy; the last 2, to those of master of arts and doctor of philosophy. Tuition is free, the university being supported by the State.

Besides the State university, 4 colleges and universities, namely, Mississippi and Jefferson Colleges and Shaw and Alcorn Universities, send reports for 1878.<sup>1</sup> Jefferson College, however, does not claim to provide anything beyond a preparatory course. Of the others, all but Mississippi College report preparatory departments, or courses of 2 to 3 years, and classical and scientific courses of 4 years. To these are added in Shaw University normal, theological, legal, and medical courses. Mississippi College has a preparatory course of 4 years, the first 2 of which are devoted to English studies. The college courses are organized on the plan of independent schools, and there is no set time for graduation, all degrees being conferred when the prescribed studies have been mastered. It has graduate courses in Greek, Latin, mathematics, and natural sciences. All these institutions are non-sectarian except Shaw University and Mississippi College, the former of which is under Methodist and the latter under Baptist influences.

For statistics, see Table IX of the appendix, and a summary of this in the report of the Commissioner preceding.

## SUPERIOR INSTRUCTION OF YOUNG WOMEN.

Opportunities for higher instruction are afforded young women as well as men in 2 of the institutions above mentioned—Shaw and Alcorn Universities. There are also in the State a number of colleges and institutions devoted to women especially. For statistics of these, see Table VIII of the appendix, and a summary of this in the report of the Commissioner preceding.

## SCIENTIFIC AND PROFESSIONAL INSTRUCTION.

## SCIENTIFIC.

This is provided, to some extent, by all the collegiate institutions of the State in scientific courses or schools covering 4 years; also at Alcorn University, Rodney, which receives a portion of the State's congressional grant for the benefit of agriculture and the mechanic arts. There were attending here, in 1878, 11 students, all in the first and second years of the 4 years' course.

An agricultural department was formerly connected with the State university, but it has been abolished and the State is establishing an agricultural and mechanical school at Starkville, in the eastern portion of the State. This, however, was not yet organized in 1878.—(Catalogues of colleges and returns.)

## PROFESSIONAL.

A limited course of *theological* instruction is given at the Bishop Green Training School, Dry Grove (Protestant, Episcopal), and at Shaw University, Holly Springs (Methodist).

The Bishop Green Training School is a missionary enterprise sustained by individual effort. It does not claim to be a theological seminary proper, and gives such instruction only in the department of Holy Scripture and the sacred languages. Students are also trained in out-door pastoral work and fitted for admission to regular theological schools.—(Return and report, 1878.)

The theological department of Shaw University was organized to meet a special want among the colored race for a trained ministry, a need which has been so urgent that but few of the students have been permitted to complete their course. This department, it is stated, will be made more thorough with the increase of means and general advancement of the students.—(Catalogue of university.)

Opportunities for *legal* study are afforded in the State university and in Shaw University.

<sup>1</sup>Tougaloo University may be found under the head of Training of Teachers and among the normal schools in Table III of the appendix.

The law school of the State university reports for 1878 an attendance of 34 students in charge of 1 professor, assisted by several lecturers. This school, which is as yet the only one comprised in the department of professional instruction of the State university, formerly had a course of study covering 2 years, but the period has been shortened to 1. The diploma or degree obtained after passing a satisfactory examination is a license to practise law in any court in Mississippi.—(University catalogue.)

§ The course in Shaw University Law School covers 3 years, and comprises the several branches of constitutional law, real property, contracts, torts, criminal law and procedure, civil procedure at common law, evidence, jurisprudence, and proceedings in equity. There were 6 students attending the school in 1878.—(Catalogue of Shaw University, 1878.)

† In *medical* study, Shaw University reports a list of 4 students for 1877-78, but a medical course is not yet arranged. Those who desire to fit themselves for the practice of medicine will be advised by a practising physician as to what studies they shall pursue.

#### SPECIAL INSTRUCTION.

##### EDUCATION OF THE DEAF AND DUMB.

The Mississippi Institution for the Education of the Deaf and Dumb, Jackson, reported for 1878 3 professors and 52 pupils, 31 of them girls. Instruction in the common school branches and articulation, as well as in dressmaking and gardening, is given. The pupils remain five years on an average.—(Return.)

##### EDUCATION OF THE BLIND.

From the Mississippi Institution for the Blind, at Jackson, there is, as in 1877, no report or return.

##### INDUSTRIAL TRAINING.

D'Evereux Hall Orphan Asylum, Natchez, reports 251 inmates since its foundation in 1858, and 47 present in 1878. The institution is supported about equally by contributions and market gardening. The children receive a common school education, and are taught music, general farming, and market gardening. The managers endeavor to find places for the orphans with farmers, or as clerks in stores.—(Return.)

#### EDUCATIONAL CONVENTION.

##### STATE ASSOCIATION.

The State Teachers' Association was to meet at Oxford on June 28, 1878, but no notice of the sessions has been received.—(Eclectic Teacher, June, 1878.)

#### CHIEF STATE SCHOOL OFFICER.

Hon. J. A. SMITH *State superintendent of public education, Jackson.*

[Term, 1878-1881.]

## MISSOURI.

## STATISTICAL SUMMARY.

	1876-'77.	1877-'78.	Increase.	Decrease.
<b>POPULATION AND ATTENDANCE.</b>				
White youth of school age (6-20).....	520,867	650,368	129,501	.....
Colored youth of school age.....	32,411	37,880	5,469	.....
Total youth of school age.....	553,278	688,248	134,970	.....
White youth in public schools.....	349,085	428,975	79,290	.....
Colored youth in public schools.....	14,504	19,208	4,704	.....
Total attending.....	364,189	448,183	83,994	.....
<b>SCHOOL DISTRICTS AND SCHOOLS.</b>				
Ungraded school districts.....	.....	8,142	.....	.....
Graded school districts.....	.....	279	.....	.....
School-houses, including rented buildings.	7,914	8,266	352	.....
School rooms for study.....	.....	8,092	.....	.....
Schools for white youth.....	7,371	7,849	478	.....
Schools for colored youth.....	369	434	65	.....
Total number of schools.....	7,740	8,283	543	.....
Average time of school, in days.....	.....	89	.....	.....
Estimated value of school property.....	.....	\$8,321,399	.....	.....
<b>TEACHERS AND THEIR PAY.</b>				
Men teaching in public schools.....	5,760	6,239	479	.....
Women teaching in public schools.....	3,700	5,060	1,360	.....
Total number of teachers.....	9,460	11,299	1,839	.....
Average monthly pay of men.....	.....	\$36 36	.....	.....
Average monthly pay of women.....	.....	28 09	.....	.....
<b>RECEIPTS AND EXPENDITURES.</b>				
Total receipts for public schools.....	.....	\$4,207,617	.....	.....
Total expenditures.....	.....	2,406,133	.....	.....
<b>STATE SCHOOL FUND.</b>				
Amount of available fund.....	\$2,910,294	\$2,909,457	.....	\$837

a County school funds are reported aggregating \$2,888,368 and township funds \$1,980,679.

(From reports of Hon. Richard D. Shannon, State superintendent of public schools, for 1877 and 1878, and return for 1878. It is but proper to say that the State superintendent cautions his readers against accepting too implicitly the only figures he is able, in the existing absence of county supervision, to present. The population from 6 to 20, for instance, was reported in 1875 as 725,728, or about 37,480 higher than in 1878; it is unquestionable, however, that the real figures must have been much lower than than now.)

## STATE SCHOOL SYSTEM.

## OFFICERS.

For the State there is a superintendent of public schools, chosen quadrennially by the people. There is also a State board of education, composed of the governor, secretary of state, attorney general, and the State superintendent of public schools, who is its president and executive officer. The term of office of members is 4 years.

The school interests of counties are to some extent attended to by county commissioners, who are elected for 2 years.

School districts have boards of school directors of 3 members in country districts, and

of 6 in city, town, and village districts not under special laws. These directors are elected by the qualified voters and hold office 3 years, one-third subject to change each year.—(School laws.)

#### OTHER FEATURES OF THE SYSTEM.

The schools are supported by the income from invested State and county school funds, 25 per cent. of the State revenues, and a district tax on property, which is limited to 40 cents on the \$100 valuation, except that the people at the annual school meeting may vote an increase not to exceed 65 cents on the \$100 by a majority vote of taxpayers. To raise funds by taxation for building purposes requires that the increased rate be voted by two-thirds of the qualified voters at the annual or special meetings.

Public funds are apportioned to the several counties according to the enumeration of school population therein. They are withheld from any district, town, or city neglecting to make return of its enumerated school population or failing to have free schools taught for at least 3 months during the year.

Teachers who do not hold certificates from the State superintendent and actually in force cannot legally be employed unless they have received certificates of qualification signed by the commissioner of their county within the year if of the ordinary grade, within 2 years if of higher grade.

The establishment of schools for colored children is required whenever the enumeration of this class in any city, village, or district exceeds 15. If the average monthly attendance, however, in any such school shall fall below 10, it is to be closed, but for a period not longer than 6 months at any one time. Two or more adjoining districts, each having less than the minimum number of colored children, may unite to organize and maintain colored schools.—(School laws.)

#### GENERAL CONDITION.

The foregoing statistics have been largely obtained by summarizing the reports of county commissioners as given by State Superintendent Shannon in his reports for 1877 and 1878. The superintendent has not given the totals himself, and from his remarks regarding the inaccuracy of county reports it would seem that very little value is to be attached to them.

As far as they go, they show an increase at all points and indicate fair advance. The school population, number attending, schools in operation, and teachers employed were considerably greater, according to these figures, in 1878 than in 1877. They are in harmony, too, with the generally favorable view expressed by the superintendent. This view, he says, he was led to adopt, "not from the official reports of commissioners and clerks, but from letters received from these officials and others, and from personal observation." He finds a growing appreciation of education, that efforts have been made to secure better teachers, and that as a result there have been better schools. Still, although substantial progress has been made in certain directions, he considers that the public school system is in a very unsatisfactory condition. This he ascribes to the inefficiency of the school law. There being no penalty for neglect of duty, accurate school reports cannot be obtained; county commissioners cannot make such reports, because district clerks fail to furnish the facts on which they can be based; district clerks neglect with impunity to obtain blanks for teachers' reports and contracts, to keep a record of proceedings of the district board, to make written contracts with teachers, and they issue warrants for teachers' salaries when written reports of their schools have not been furnished by them in the form prescribed by law. A similar looseness prevails in respect to the collection of financial statistics, and, to some extent at least, in respect to the disbursement of public funds. It is, therefore, impossible to ascertain the amount expended by the State for public education. In the financial statistics of the school year ending April, 1878, there is a discrepancy of \$21,645.91 between the total receipts reported by district clerks and the sum of the items given by them.

The fault, Superintendent Shannon says, does not lie in the law, which makes all necessary provision for the maintenance of schools and the protection of funds, but in lack of provision for its execution. As the only sufficient remedy, he suggests the establishment of an efficient system of county supervision. The powers and duties of county commissioners should be increased. They should have authority to require district officers to make the reports for which the law provides; they should be paid a fair salary and be required to give bond for the faithful performance of their duties. Among these are to be the care and oversight of the public funds. The suggestion as to county supervision, it is stated, has received the unanimous indorsement of the educators of the State, as expressed by resolutions of associations and institutes, as well as by private speech and correspondence.—(State report, 1878.)

#### COLORED SCHOOLS.

Superintendent Shannon says, with regret, that the law in relation to colored schools "has been repeatedly evaded and violated" during the last two years; that "a wicked

and malicious advantage is taken of the weakness and ignorance of the negro to shield the lawbreaker" who uses the money that the law appropriates to the education of colored youth.

"The methods adopted," he says, "for evading the law and escaping punishment are varied and ingenious. First, there is a failure to enumerate a sufficient number of colored persons of school age before the convening of the annual meeting. After the meeting, when the directors are appealed to, they require the production of evidence that there is a sufficient number;" then they require "time to look into the law," which takes a month or two; then they say "it is too late to do anything for that school year;" that the colored people should have attended to the matter of enumeration previous to the annual meeting, and that they must attend to it in time next year. "They are promised a school next year, which they do not get. In the mean time their money is used for other purposes." "Sometimes the directors promise well and then are unable to find a teacher, or they cannot agree with the colored people as to the location of the school-house site, &c. Thus the year elapses, a new board that knows nothing of the promises or work of the old one is elected, and the same course is pursued, with sometimes a little variation to suit the emergency. Finally, the case reaches the State superintendent, and after an annoying and repeated correspondence to collect the facts in the case, explain the law, &c., the officers are induced to comply with the law by threats of its execution." In counties at a distance from the capital this threat is frequently of no effect, because the negroes are either induced to drop the matter by promises of future fulfilment, or are unwilling to proceed to law, or have no intelligent representative.

The superintendent asks the legislature to devise a remedy for this injustice, believing that the constitution and laws are ample for the purpose if an expeditious method of enforcement shall be provided.—(State report, 1878.)

#### KINDERGÄRTEN.

There were 41 Kindergärten in 1878 belonging to the public school system of St. Louis, having a total enrolment of 5,359 different scholars. Of these, 240 were in the fourth year of their age, 1,404 in the fifth, 2,549 in the sixth, 1,027 in the seventh, 131 in the eighth, and 8 in the ninth. The admission of children under 6 years of age has been discontinued, in consequence of a decision made by the attorney of the board in March, 1878, to the effect that the constitutional limitation of 6 to 21 years as the age for which the legislature is required to provide gratuitous instruction excluded persons under 6, and that the board could not legally appropriate money for their education. This system of instruction continues to meet the expectations of its friends as to the development of pupils in habits of neatness, politeness, industry, quick attention, and skill in the use of the hand and eye. It is therefore much regretted that the limitation of school age prevents the admission of children in their fifth and sixth years, the ages best suited for Kindergarten instruction.

A note, added to Superintendent A. T. Harris's report as it went to press, states that an experiment by which the work of the Kindergarten and the work of the primary school were united was in successful operation. The children in the first year of the course of study take primary instruction for one-half of the day and Kindergarten instruction for the other, the primary school pupils in the morning attending the Kindergarten in the afternoon and vice versa.—(Report for 1878 on St. Louis City schools.)

#### CITY SCHOOL SYSTEMS.

##### OFFICERS.

A general law for cities, towns, and villages provides for the election of a board of 6 directors of public schools, who choose a president, secretary, and treasurer of their own number, and, thus organized, form a corporate board of education. Certain cities, however, are under special laws, and in these the number of the board varies. In St. Louis it is composed of 1 member from each ward, and in St. Joseph of 2 from each ward. A city superintendent of schools is chosen by the board, which officer at St. Louis selects 2 assistants.—(School law.)

##### STATISTICS.

City.	Estimated population.	Youth of school age.	Enrolment in public schools.	Average attendance.	Teachers.	Expenditure.
Hannibal .....	12,800	2,982	1,950	1,815	28	\$19,212
Kansas City .....	45,000	10,622	4,612	2,668	63	94,330
St. Joseph .....	30,000	7,119	3,536	2,475	56	62,254
St. Louis .....	440,000	107,225	49,578	33,075	916	1,479,464

a Exclusive of 6,417 enrolled in evening schools.



## ADDITIONAL PARTICULARS.

*Hannibal* had 1,950 pupils enrolled in the public schools, 60 of whom were over 16 years of age; 300 attending private schools; 28 school rooms occupied for study, with 1,590 sittings; and school taught on 177 out of the 180 legal school days. The estimated value of school property was \$39,500.—(Return.)

The public schools of *Kansas City*, from a humble beginning in 1867, have steadily grown in usefulness. In 1878 there was an increase of nearly three hundred in the total enrolment, with a corresponding increase in daily average attendance. Half-day sessions have been held in some of the schools for 4 years, and the plan has proved highly satisfactory. Drawing has been taught for several years, and by many teachers with marked success. The schools are classed as primary, secondary, and central or high, the first two grades covering 7 years, the last 4.—(Kansas City report, 1878.)

In *St. Joseph* the superintendent of public schools reports that, of the 7,119 children between 6 and 20 years of age drawing State money, 6,212 were white and 907 colored. This was an increase of 297 over the number of school age reported in 1876-77. There were 17 schools, 14 of them district schools, 2 for colored children, and 1 a high school. In addition to the 8 brick school-houses and 1 frame owned by the board, there were 14 rooms rented for school purposes. The superintendent says that the enrolment shows, with the exception of one year, a steady increase from the reorganization in 1864 to the present time, and he thinks that the excellence of the schools has contributed greatly to the material wealth and prosperity of the city.—(St. Joseph Daily Herald, December, 1878.)

The *St. Louis* public school system was begun in 1833, with less than 200 pupils. Its growth has since been constant and greater at all times than the growth of the city in population. During the past 8 years the schools have increased in number 103 per cent., while the city has increased only about 55 per cent. The city, however, had not reached in 1878 so large an enrolment in proportion to its population as many others, the percentage in that year being only 10.2, while in Boston it was about 16, although the school age in Boston is but 5-15, against 6-21 in *St. Louis*. Fifty-eight per cent. of the pupils were under 10 years of age and 36 per cent. under 8 years; 52 per cent. were in the lowest 2 years' work of the course and 68 per cent. in the lowest 3 years; 81 per cent. were in the first 4 years, 16½ per cent. in the second 4 years, and only 2½ per cent. in the third 4 years. Making allowance for an annual growth of 9 per cent. a year in the schools, it is estimated that the average attendance of pupils is about three years.

The public school system in 1878 comprised a normal school, 6 high schools and branches, 54 district schools, 12 colored, and 34 evening, 107 in all. Of 1,056 teachers employed, 916 were in day schools, 93 of them men and 223 women, 66 being principals, 840 assistants, and 10 teachers of music. In the high schools and branches there were 57 teachers. Towards the close of the year the board abolished the branch high schools, so called, by adding the studies taught in them to the district school course.

The Kindergärten had the great advantage of the personal supervision of Miss Blow, to whom they owed their being, and increased in the year from 30 to 41, the enrolment in them rising from 3,333 to 5,359, with an average number belonging of 2,469. At the opening of the fall session of 1878-79 the experiment of uniting Kindergarten work with that of primary grades was tried, with every appearance of success, the children in the first year of the course of study taking primary instruction half the day and Kindergarten training the other half. In the 34 evening schools there was an enrolment of 6,417, an increase for the year of 1,177; average number belonging, 3,620; average attendance, 3,095. The cost of education per capita in all the day schools, including high, normal, district, and Kindergärten, was \$12.36. In order to lessen the burdens of parents, the board during the year adopted the system of furnishing school books to children at cost price, buying at wholesale of publishers and selling through the teachers.

Instruction has been given in the German language ever since 1864, when it was first introduced into 5 of the public schools and was studied by 450 pupils. It was taught during 1878 in 56 schools to 20,851 pupils, an increase since 1877 of 2,124. The large number of Anglo-Americans studying German is considered significant as indicating that prejudice against Germans as a foreign element has been obliterated by the mingling of both classes in the schools.

The public school library has extended its influence far beyond the limits of the schools and has become a source of culture for the city at large. It is kept open every day, Sunday included, for 12 hours, from 10 o'clock in the morning until 10 in the evening. The number of volumes belonging to it in 1878, including duplicates, was 42,315, besides 6,629 unbound pamphlets. During the year, 3,637 volumes were added, and there was an increase of 25 per cent. in the issue of books.—(Report for 1878 on *St. Louis* public schools.)

## TRAINING OF TEACHERS.

## NORMAL SCHOOLS AND DEPARTMENTS.

The three State normal schools at Kirksville, Warrensburg, and Cape Girardeau were prospering at the close of the school year 1878, although to sustain them it had been found necessary since 1877 to make charges for tuition and incidental fees which were burdensome to their class of students, many of these being teachers of the country schools and others who are obliged to support themselves.

A contingent fee of from \$16 to \$20 is paid by those who pledge themselves to teach two years in the State after graduation. These charges were rendered necessary by a reduction of \$2,500, made in 1877, from the \$7,500 formerly appropriated by the State to each school. State Superintendent Shannon says that more has been done for the improvement of public education in Missouri during the last 6 years by her normal schools and departments than has been accomplished for 20 years by all other agencies combined. Each normal student costs the State about the same amount expended per capita in the public schools, and as good teachers are essential to the prosperity of the public school system it is argued that the State may well afford to appropriate enough to the support of normal schools to make tuition free.

The full course of instruction, which leads to a diploma, covers 4 years. There is also an elementary course of two years, on the completion of which students receive certificates. Many of the students teach during the school year, and can therefore remain only one term at a time in a normal school, returning when they are able to complete the course.

According to returns to this Bureau there was an attendance in the three schools during 1878 of 1,131 pupils in normal studies, besides 91 studying preparatory branches; of the normal students, 691 were young men and 440 young women.—(State report, 1878.)

*Lincoln Institute*, Jefferson City, for the training of colored youth, was reported to be in good condition, but not making as rapid progress as was desirable, from being hampered by debt. The course of study comprises two departments, preparatory and normal, each of 4 years. Tuition is free, but students are charged a matriculation fee of \$1 a term. The institute received \$5,000 from the State in 1878, and had an attendance, during the latter portion of that year, of 36 in the normal and 103 in the preparatory department.—(State report, 1878, and catalogue.)

The *Normal School of the State University* offers a 2 years' course of instruction intended to prepare teachers for work in the district schools, two collegiate normal courses leading to the degrees of bachelor and master in pedagogics, and a purely professional course in 5 periods of 8 weeks each, designed for those who can remain but a portion of the year. There were 64 students attending in 1878.—(Report and return.)

The *Normal School*, at St. Louis, is sustained by the city; gives free tuition; had an attendance in 1878 of 223 students, all women, and graduated 50. The course of study covers two years and a half.—(Return.)

The *Collegiate Institute*, at Sedalia, a private school, has partial normal training in elementary studies, and an advanced course in which there were 6 students.

The *Northwest Normal School*, Oregon, and the *Fruitland Normal Institute*, Jackson, formerly reporting, made no report for 1878.

Normal classes, or courses, the latter of 2 to 3 years in length, are also spoken of in the catalogues of Central Wesleyan College, Warrenton; Drury College, Springfield; La Grange College, La Grange; and Woodland College, Independence, a college for young ladies. Drury College has two normal courses, one composed of preparatory or collegiate students, trained in methods of teaching in the ordinary branches of common school study; another of 3 years for training teachers of music.

For full statistics of normal schools and departments reporting, see Table III of the appendix, and the summary of this in the report of the Commissioner preceding.

## TEACHERS' INSTITUTES.

Many institutes were organized during the year 1878, and while the attendance on such gatherings is voluntary, except in Jasper County, they were much more successful than was anticipated.—(State report.)

## EDUCATIONAL JOURNAL.

The *American Journal of Education*, published at St. Louis, contained in 1878 many articles of value to those interested in the advancement of educational methods. Suggestions are also made as to the building of more comfortable school-houses and the better furnishing of school rooms.

## SECONDARY INSTRUCTION.

## PUBLIC HIGH SCHOOLS.

State Superintendent Shannon estimates that there are about 300 graded schools in Missouri, but not more than 100 with anything above an elementary course of study, and perhaps 20 or 30 high schools with full high school curricula.—(State report.)

At St. Joseph there was reported an enrolment of 186, with an average attendance of 150; and at St. Louis, an enrolment of 363, with an average attendance of 581 in the high school departments. In both cities Latin, Greek, French, and German were included in the course, with the higher English branches. Some choice among these was allowed at St. Louis; at St. Joseph, together with some higher English studies, tuition was charged for them.—(Returns and reports from both cities.)

## OTHER SECONDARY SCHOOLS.

For statistics of private academic schools, business colleges, and preparatory departments of colleges, see Tables IV, VI, VII, and IX in the appendix, and summaries of these in the report of the Commissioner preceding.

## SUPERIOR INSTRUCTION.

## COLLEGES MAINLY FOR YOUNG MEN.

The *University of the State of Missouri*, Columbia, reported 17 schools, 10 academic and 7 professional. In the medical and normal schools graded courses were established, the normal course leading to three distinct degrees with diplomas. Of the academic schools 5 were devoted to languages, including Latin, Greek, Shemitic, German, French, and Spanish, and 4 courses led to degrees in arts, science, philosophy, and literature. In the last two years of these 4 courses students are allowed to elect studies, approved by the faculty. The State superintendent reports the university in a prosperous condition in 1878, and that it was growing in numbers and influence, notwithstanding certain financial losses and the fact that its endowment was not adequate to its support. There were 577 students under charge of the faculty within the year.—(Catalogue for 1877-'78 and State report for 1878.)

*Washington University*, St. Louis, has 5 schools, 2 of them preparatory and academic, the others embracing the collegiate, polytechnic, and law courses. The academic department has a 6 years' course, and includes studies preparatory to the college and to the polytechnic school. In connection with this department a primary class for boys under 11 years of age has been organized, and there was also a commercial class for the teaching of English studies and bookkeeping. The number attending in the art department was so large that it was thought well to offer a more extended course, and the aim now is to give systematic training in the principles and practice of the arts of design. An observatory, which is well fitted with astronomical instruments, was erected in 1877.—(Catalogue of the university for 1878.)

Reports or returns covering all or a part of 1878 were received from 11 other colleges or universities for young men or for both sexes, 6 remaining to be heard from. All those reporting had preparatory courses; all but one, classical courses, generally of 4 years. In 5 there were the usual scientific departments, and in the majority instruction was given in French and German, in drawing, painting, and music. In 4 there were normal courses; in 3, commercial; in 5, theological; in 3, graduate; and in 1, the Christian University, at Canton, a 1 year hygienic course. *Lewis College*, Glasgow, follows the example of the *Illinois Wesleyan University*, Bloomington, Ill., in offering to non-residents an opportunity to secure the degree of bachelor of philosophy, through an English course of 3 years, examinations in which must be submitted to at the close of each term and each year, as well as at the conclusion of the course. This is designed to meet the wants of young ministers and teachers.

For the names, location, prevailing religious influences, and statistics of institutions for the higher education of young men or of both sexes, see Table IX of the appendix following, and the summary of it in the report of the Commissioner preceding.

## INSTITUTIONS FOR THE SUPERIOR INSTRUCTION OF YOUNG WOMEN.

Of the institutions for collegiate instruction included above, the following admit women in common with young men to the privileges of their collegiate departments: Baptist College, Louisiana; Central Wesleyan, at Warrenton; Christian University, at Canton; Drury, at Springfield; Grand River, at Edinburg; La Grange, at La Grange; Lewis College and the Pritchett School Institute, both at Glasgow; Lincoln College, Greenwood; Thayer, at Kidder; with the University of Missouri, at Columbia, and Washington University, St. Louis, which last has also, in its Mary Institute, a department for the superior training of young women exclusively.

For the names, locations, prevailing religious influences, and statistics of all report-

ing institutions exclusively for the higher training of young women, see Table VIII of the appendix following. For a summary of their statistics, see a corresponding table in the report of the Commissioner preceding.

### SCIENTIFIC AND PROFESSIONAL INSTRUCTION.

#### SCIENTIFIC.

The *State Agricultural College*, a department of the university at Columbia, provides a 4 years' course in agriculture and related studies, with a course in horticulture and a graduate course, each of one year. All students are required to labor as well as study. Besides that necessary for educational purposes, work is furnished, as far as possible, for those who desire it as a means of support. There were 29 students in the course of practical agriculture during 1878.—(University report for 1878.)

The *School of Mines and Metallurgy*, at Rolla, is another department of the State university, and receives a share of the congressional grant for the benefit of agriculture and the mechanic arts. The school, in connection with the agricultural college, aims to carry out the intention of the act of Congress providing for education in the industrial arts. It is well furnished with apparatus, instruments, and appliances for illustration and instruction.—(University report.)

The *Polytechnic School of Washington University*, St. Louis, provides 6 courses of instruction, extending through four years, 5 of them intended to prepare for professional work, either in engineering, chemistry, or architecture. The sixth course, established in 1876-77, is in science and literature, and leads to the degree of bachelor of philosophy. A systematic course of instruction and practice in the use of tools most common to the trades is given in wood-working, machine, and blacksmith shops. During 1878 this work with tools was greatly extended, and facilities for it were increased. In the art department of the school free evening classes have been formed each year since 1876, to which have been given lessons in drawing and design, with lectures on art history and kindred themes. In other evening classes, under an arrangement with the public school board of the city, the elementary and popular technological studies are taught to all applicants without charge. The instruction in these classes has special reference to the wants of those engaged in or preparing for mechanical and other industrial pursuits.—(Catalogue.)

#### THEOLOGICAL.

Instruction preparatory to ministerial work is given in connection with collegiate study, or in special theological courses, at *Central College*, Fayette (Methodist Episcopal South); at *Central Wesleyan College*, Warrenton (Methodist Episcopal); at *Christian University*, Canton (Christian); at *Concordia College Seminary* (Evangelical Lutheran), St. Louis; at *Lewis College*, Glasgow (Methodist Episcopal); at *St. Vincent's College*, Cape Girardeau (Roman Catholic); and in the *Vardeman School of Theology*, connected with William Jewell College, Liberty (Baptist). Several of these have no definite theological course, and do not distinguish theological students from others in their catalogues.

For statistics of theological schools reporting, see Table XI of the appendix, and a summary of it in the report of the Commissioner preceding.

#### LEGAL.

The institutions for legal instruction in Missouri are the *Law School of the State University*, the *St. Louis Law School* (a department of Washington University), and the *St. Joseph Law School*, the last having been but recently opened. The course of instruction in these schools covers 2 years, or terms, of 6 months in the State university, of 7 months in the St. Louis school, and of 5 months in that at St. Joseph. Degrees are conferred only on examination. This, at the St. Louis school, covers the entire course of study, and is conducted by an examining board composed of some of the chief judges and lawyers in the United States. Applicants for admission to the junior class are also examined in the branches of a good English education.—(Catalogues.)

#### MEDICAL.

The "regular" medical colleges reporting by return or catalogue are the *Medical School of the State University*, Columbia; the *College of Physicians and Surgeons*, Kansas City; *St. Joseph Hospital Medical College*, St. Joseph; *St. Louis Medical College*, and *Missouri Medical College*, also at St. Louis.

All embrace in their courses of study the 7 branches prescribed by the American Medical College Association, and require for graduation attendance on two courses of lectures, with 3 years of study under a regular practitioner, including the lectures. All but one of these schools have established graded courses. Although optional, the graded course is advised, and the third year is offered without charge for tuition, except at the State university, where a 2 years' graded course is prescribed. At

the university, after deliberation, it has been decided to require an examination for admission. The final examination for the degree is conducted by a board of examiners comprising four eminent physicians.—(Catalogues.)

The *American Medical College*, St. Louis, an eclectic school, reports a 3 years' course of study and the requirement of an examination for admission.—(Return.)

The *Homoeopathic Medical College of Missouri*, St. Louis, reports the adoption of an optional 3 years' graded course, the obligatory requirements remaining similar to those in other medical colleges. Women are admitted.—(Catalogue for 1877-'78.)

At St. Louis there is also the *Missouri School of Midwifery and Diseases of Women and Children*, a school not intended to make practitioners of medicine, but to educate women in those branches of the profession for which they are peculiarly adapted. The full course of study occupies 1 year. There were 11 students in 1878.

The *Missouri Dental College*, at St. Louis, has made arrangements with the St. Louis Medical College by which students enjoy superior facilities for obtaining such a general knowledge of medicine as is considered necessary for the accomplished dentist. The regular course of study covers 2 years; but as this is considered too short a period in which to gain a thorough knowledge of the science in its present state of advancement, an optional 3 years' graded course has been arranged, no tuition fees being charged for the last year.—(Announcement, 1878.)

The *St. Louis College of Pharmacy* provides a 2 years' course of lectures on the 5 branches usually pursued in such schools: chemistry, materia medica, botany, and pharmacy. In order to graduate, students must have attended these courses of lectures, or one of them and an equivalent to the other in some other school, and must have served a 4 years' apprenticeship in the drug business.—(Prospectus for 1878-'79.)

### SPECIAL INSTRUCTION.

#### EDUCATION OF THE DEAF AND DUMB AND THE BLIND.

No report for 1878 has been received from the Missouri Institution for the Education of the Deaf and Dumb, at Fulton, which in 1877 had 230 pupils, nor from the Missouri Institution for the Education of the Blind, at St. Louis, which in 1877 had 108 pupils.

#### REFORMATORY AND INDUSTRIAL TRAINING.

The *House of Refuge*, in St. Louis, reported 263 inmates in 1878. They were taught the common school branches and were employed about 7 hours a day in farming, sewing, washing, and ironing, or in shoemaking, baking, and chairseating.—(Return.)

The *Catholic Protectorate of St. Louis*, at Glencoe, which was established in 1872 for the benefit of orphans or half orphans, reported 35 inmates in 1878. They received instruction in the ordinary branches and were employed in farming.—(Return.)

#### INDUSTRIAL TRAINING.

The *Girls' Industrial Home*, St. Louis, showed on its rolls 1,300 children admitted since its establishment in 1858, 150 indentured, 50 out on trial, and 10 adopted. The whole number for 1878 was 75, with an average of 60. No girls over 12 or under 2 years of age are allowed to enter the institution. The children, who rarely remain till they are 12 years old, are given an elementary education, are aided in drawing and music if a taste is shown for these branches, and are taught sewing and housework. The home is under Protestant influences, is supported by voluntary subscription, and reports an income from all sources of \$3,479, while its expenditures reached \$5,000.—(Return for 1878.)

There were 8 other asylums or industrial homes sending returns for 1878. Of this number 6 were in St. Louis, 1 at Des Peres, and 1 at Webster Groves. There were 1,237 inmates in these institutions, all of whom were taught the common English branches, sometimes drawing and music, and either housework, sewing, knitting, or beadwork. One of the 6 mentioned in St. Louis is a home for the destitute graduates of the Missouri Institution for the Education of the Blind. The pupils of this institution raised, by their own efforts, \$5,500, which was invested in bonds, mortgages, &c., the interest to be used, if necessary, to defray the expenses of the home. This home was founded in 1876, and the inmates give 6 hours a day of labor to pay for their food, the rest of the day being allowed them to work for themselves.—(Returns for 1878.)

### EDUCATIONAL CONVENTIONS.

#### STATE ASSOCIATION.

The State Teachers' Association holds a session of three days' duration annually in June. The seventeenth was held at Carthage, closing June 28, 1878. The attendance upon it is said to have been large, the interest great, the papers generally good, and the discussions pointed and practical. A paper by Professor Woodward on "Manual education" suggested new ideas to many teachers present, and met the hearty approval of the association.

State Superintendent Shannon reports that the sessions of this association are growing in interest every year; that not only educationists but citizens prominent in the professions engage actively in its proceedings, which are devoted exclusively to educational, scientific, and literary questions; and that one of the most significant signs of the progress of education here is the zeal with which the best private schools and colleges in the State are of late supporting the association.—(State report.)

#### AUXILIARY ASSOCIATIONS.

For the purpose of more effectually encouraging the educational interests of all sections of the State and organizing and fostering county institutes, four auxiliary associations have been organized, called the Southeast, Southwest, Northeast, and Northwest State Teachers' Associations. These met at Farmington, Macon City, Kansas City, and Springfield, December 26–28, 1878. More than 600 teachers were present, and the addresses, papers, and discussions are reported as able, interesting, and practical.—(State report.)

#### COLORED TEACHERS' ASSOCIATION.

In addition to the above, the colored teachers of the State have organized an association, which is in successful operation. An interesting session was held at Columbia, December 26–28, 1878, which was well received by the citizens of that place and cordially assisted by the faculty of the State university.—(State report.)

#### CHIEF STATE SCHOOL OFFICER.

Hon. RICHARD D. SHANNON, *State superintendent of public schools, Jefferson City.*

[Second term, January 1, 1877, to January 1, 1881.]

**NEBRASKA.**  
**STATISTICAL SUMMARY.**

	1876-'77.	1877-'78.	Increase.	Decrease.
<b>POPULATION AND ATTENDANCE.</b>				
Youth of school age (5-21).....	92, 161	104, 030	11, 869	.....
Enrolled in public schools.....	56, 774	62, 785	6, 011	.....
Per cent. of enrolment to whole number.	61	60	.....	1
<b>SCHOOL DISTRICTS AND SCHOOLS.</b>				
Public school districts .....	2, 498	2, 690	194	.....
Public school-houses .....	2, 212	2, 231	19	.....
Number of graded schools.....	61	60	.....	1
Number of ungraded schools.....	2, 432	2, 630	198	.....
Number with more than six months school.	.....	1, 168	.....	.....
Average time of school in days.....	127	92	.....	35
Valuation of school property.....	\$1, 862, 386	\$1, 806, 467	.....	\$55, 919
<b>TEACHERS AND THEIR PAY.</b>				
Men teaching in public schools.....	1, 571	1, 609	38	.....
Women teaching in public schools....	2, 153	2, 121	.....	32
Whole number employed.....	3, 724	3, 730	6	.....
Average monthly pay of men.....	\$35 46	\$34 65	.....	\$0 81
Average monthly pay of women.....	31 80	25 75	.....	6 05
<b>INCOME AND EXPENDITURE.</b>				
Whole receipts for public schools.....	\$1, 026, 583	\$849, 300	.....	\$177, 283
Whole expenditure for public schools.	1, 027, 192	936, 932	.....	90, 260
<b>STATE SCHOOL FUND.</b>				
Permanent productive fund available.	\$1, 615, 021	\$2, 120, 183	\$505, 162	.....

(From report of the State superintendent of public instruction, Hon. Samuel R. Thompson, for 1877-'78, including statistics of the preceding school year, and from a return for 1878.)

**STATE SCHOOL SYSTEM.**

**OFFICERS.**

For general supervision of the common schools of the State there is a State superintendent of public instruction, who is elected by the people every even year. For due care of the State normal school he has associated with him the State treasurer and 5 other members, appointed by the governor for 5 year terms. For the sale, leasing, and management of school lands, the investment of the fund arising therefrom, and the control of State charitable institutions, there is a board composed of the chief State officers. For the university, meant to crown the school system, a board of 6 regents is chosen by the people for 6 year terms, 2 being changed each year.

For local school supervision, a superintendent of public instruction is chosen in each county every odd year, and a board of 3 trustees in each ordinary school district at first, with subsequent change of 1 each year. In districts with more than 150 children, 6 trustees may be chosen, with one-third changed annually. Women are eligible to district school boards and may vote in district meetings, if liable to tax for school purposes.—(School laws.)

## OTHER FEATURES OF THE SYSTEM.

The means for sustaining the common schools are derived (1) from the proceeds of a State school fund; (2) from the rent of the leased school lands; (3) from a State tax of 1 mill on the dollar; (4) from a local tax, not to exceed 25 mills on the dollar in rural districts and 10 mills in city districts; and (5) from local fines, penalties, and license moneys. The first three are distributed on the basis of the number of children of school age, a census of whom is taken annually in each school district. No State aid, however, is given to any district in which a school is not maintained for three months in the year, and what is apportioned must be used only for teachers' wages.

To receive their wages, teachers must hold valid certificates from the county or State superintendent, or a diploma of graduation from the State normal school, which has equal force. They must also make monthly reports of pupils attending, studies pursued, and the proficiency of each pupil in these studies.

The schools receiving State aid are required to be open to all youth of school age residing in the districts where they are held. No sectarian teaching may be given in them, nor any text books be used but such as have been approved by the State superintendent; but with these exceptions the determination of books and studies lies with each district board.

The State funds for educational purposes are made by the constitution a sacred trust, the income and interest from which alone may be used; all losses are to be made good by the State, so that the principal may remain forever undiminished.—(Laws and constitution.)

## GENERAL CONDITION.

The State superintendent, in his report for 1878, gives no general statement as to the condition and progress of educational affairs in the State. The statistics, however, show an increase of 11,869 in youth of school age and of 6,011 in the attendance on the public schools, with 19 more school-houses, 198 more ungraded schools, and 6 more teachers, the number of men engaged considerably advancing, while 32 fewer women were employed. On the other hand, there was a shortening of the average school term by 35 days, a decrease of 1 per cent. in the enrolment as compared with school population; of 1 in the number of graded schools; of 81 cents in the average pay of men engaged in teaching; of \$6.05 in that of women; of \$177,283 in receipts for public schools, and of \$90,260 in expenditure upon them, although the principal of the available State school fund increased by \$505,162 in the year.

A comparative table of statistics for 10 years, given by the State superintendent, shows the progress of the public school system during the last decade. In 1869 there were 598 school districts and 26,407 children of school age. In 1878 the school districts numbered 2,690, and the children of school age 104,030. The attendance is not reported for 1869, but in 1870 there were 12,791 pupils in public schools, and in 1878 62,785. The value of school property in 1870 was \$178,604; in 1878 it had reached \$1,806,467. Receipts for school purposes in 1870 were \$167,598; in 1878 they were \$849,300. Expenditures in 1870 were \$163,931; in 1878, \$936,932.

## TOPICS DISCUSSED IN THE REPORT.

Among the subjects discussed by Superintendent Thompson in his report for 1878 are a State tax for public schools, the fraudulent division of school districts which the weakness of the law permits, and the text book question.

An increase in the State tax of at least half a mill on the dollar is strongly advised. The superintendent regards its reduction in 1875 from two mills to one as a great mistake. He argues that a State assuming to direct the management of a school system should provide the means for its support in some degree commensurate with the extent of its control; that a State tax tends to equalize the burdens of districts in sustaining the schools and also to remove the disparity in length of school terms throughout the State.

As a remedy for the evils often resulting from a too minute division of districts, an amendment to the law is suggested, providing that before a district is divided there be a two-thirds majority petition to that effect required, instead of a simple majority, as at present; also that there shall be two petitions, one for each part into which it is proposed to divide the district, in order to prevent a majority at one end from cutting off a minority at the other; and that a minimum district be fixed, taking into account territory, number of pupils, and valuation.

The law of 1869, designed to secure State uniformity of text books, is said to have done good, although, from the fact that no way of enforcing its observance was provided, it has been disregarded in many districts. State uniformity, therefore, is but little nearer than when the law was passed. About one-half the districts in the State are using the prescribed list.

Free text books were furnished in 1878 by about 75 districts, an increase from the previous year of 15. Wherever the plan has been tried it has given almost universal satisfaction, as appears from replies to a circular of inquiry sent out. In



the districts using it, an average reduction in the cost of books of 25 per cent. on retail prices has been secured. Only 2 districts out of 20 report a failure of the plan and dissatisfaction with it, and 1 of these furnished books only to those too poor to buy, while both were unable to report the expense of the experiment, showing that the matter was not carefully managed.—(State report.)

## CITY SCHOOL SYSTEM.

## OMAHA.

*Officers.*—A board of education of 12 members, 2 from each ward, holding office 2 years, one-half the number being changed each year, and a city superintendent of schools.

*Statistics.*—Estimated present population of the city, 25,000. Children of school age (5 to 21), 5,336; enrolled in public schools, 2,924; average attendance, 1,810. Number of teachers, 44. Total expenditures for public school purposes, \$61,737.51.

*Additional particulars.*—Besides the public school enrolment, there are 186 pupils reported in attendance on private and parochial schools. The average attendance in public schools was 96 less than in 1877. This is explained by the fact that the schools of the Roman Catholic Church, then suspended, were reopened in the fall of 1877, thus causing the withdrawal of as many as 150 pupils from the public schools. The schools are classed as primary, 3 grades; intermediate, 2; grammar, 3; and high, 4.—(City report, 1878.)

## TRAINING OF TEACHERS.

## NORMAL SCHOOLS.

The *State Normal School*, Peru, had an attendance of 242 normal students in 1877-'78, a decrease of 23 on the preceding year. Its graduates numbered 37, of whom 4 were from the higher course and 33 from the elementary. The State superintendent reports it as increasing in prosperity and usefulness. There were changes made in its course of study and general management, prompted by a desire to make it more exclusively a school for the training of teachers. It is, however, unfortunate that the school of practice, kept up for two years without expense to the State, had to be discontinued at the expiration of the school year 1877-'78. Of the students entered for the normal courses of 1878-'79, no less than 102 were persons with some experience in teaching.—(State report and catalogues.)

The *Central Normal School*, Genoa, apparently began in 1878 a course of instruction meant to open with 5 years of common school studies, to go on through 5 more of normal school training, and to conclude eventually with collegiate instruction for such as desire it. It gives a list of 71 students, but without designation of the courses in which they were engaged.

## TEACHERS' INSTITUTES.

Since the enactment of the school law of 1869, which provided for county and district institutes, the State superintendent says these gatherings of teachers have increased in numbers, popularity, and usefulness, and their influence on the improvement of the schools has been important and valuable. Thirteen institutes were held in 1878, of which 2 lasted six weeks, 7 four weeks, and 4 two weeks. The instruction consisted in reviews of the different common school branches, with reference to methods of teaching them. At nearly all, much attention was paid to principles and means of organizing and managing schools. The chief drawback to these institutes was their cost. The instructors had to be paid by the teachers present, which was in some cases a heavy tax, even though the instructors were poorly paid. The superintendent earnestly urges that the legislature provide a small fund from which instructors at these normal institutes may be suitably paid.

## EDUCATIONAL JOURNAL.

A paper entitled *Literary and Educational Notes*, published at Kearney, was during 1878 devoted to education in Nebraska.

## SECONDARY INSTRUCTION.

## PUBLIC HIGH SCHOOLS.

A table of graded school statistics in the superintendent's report for 1877-'78 shows that there were high school departments belonging to the system in 19 cities of the State. A total of 1,026 pupils attended these departments, under 173 teachers. Of the teachers, only 39 were men, and 134 women. No details are given in the table as to the courses of study pursued. The high school course in Omaha, as appears from a city report for 1878, extends over 4 years and comprises the higher English branches, with Latin optional.—(City report.)

## OTHER SECONDARY SCHOOLS.

For statistics of business colleges, private academic schools, and preparatory schools of colleges, see Tables IV, VI, IX, and X of the appendix following; for summaries of these statistics, see corresponding tables in the report of the Commissioner preceding.

## SUPERIOR INSTRUCTION.

## COLLEGES FOR YOUNG MEN OR FOR BOTH SEXES.

The University of Nebraska, Lincoln, opened in 1871, had in operation in 1878 two of the five colleges which the regents are authorized by the legislature to establish, viz, a college of literature, science, and the arts, and an industrial college, embracing agriculture, practical science, civil engineering, and the mechanic arts. The other three colleges contemplated are of law, medicine, and the fine arts. The courses of study pursued in the college of literature, science, and the arts (for which there is a preparatory department) are classical, scientific, philosophical, and literary. Tuition is free to all, except for music, painting, and drawing.— (State report, 1878.)

The other colleges of the State are Doane College, Crete; Nebraska College, Nebraska City; and Creighton College, Omaha. The last was opened in 1878, and had in attendance during its first term, as reported by the Omaha High School Journal, 130 pupils. Doane College received \$12,000 of additional endowments in 1878.

For statistics, see Table IX of the appendix following, and the summary of this in the report of the Commissioner preceding.

## SUPERIOR INSTRUCTION OF YOUNG WOMEN.

The only provision that appears to exist for the superior instruction of young women is in the State University and Doane College, to which they are admitted on equal terms with young men. Brownell Hall, Omaha, however, may fairly claim equality with some schools called colleges for young women.

## SCIENTIFIC AND PROFESSIONAL INSTRUCTION.

## SCIENTIFIC.

The Industrial College of the University of Nebraska provides scientific instruction embracing courses in agriculture, practical science, civil engineering, and the mechanic arts. The expenditures by the State in connection with this department, the State superintendent says, have not been commensurate with its importance or with the engagements of the State when it accepted the land grant. An important enterprise undertaken by the department is the holding of farmers' institutes in different parts of the State for the collection and dissemination of information on agriculture and kindred subjects. A meeting of this kind held in Lincoln during the winter of 1878 was well attended and profitable.— (State report.)

## PROFESSIONAL.

The Divinity School of Nebraska College, Nebraska City (Protestant Episcopal), has 4 years in its course of study, apparently from combining collegiate and theological instruction; it made no report of its statistics for 1878, though unofficial information showed it to be still in existence.

Instruction in law or medicine does not seem to have been systematically given in 1878, the law school of the State university not being yet organized nor any medical college established.

## SPECIAL INSTRUCTION.

## EDUCATION OF THE DEAF AND DUMB.

The Nebraska Institute for the Deaf and Dumb, Omaha, had 52 pupils in 1878, under a principal and 3 assistant teachers, with a matron and foreman of shop. Its aim is to give pupils a good common school education and especially a command over the English language. The highest branches taught are physiology, universal history, geography, and arithmetic. Articulation is taught by means of Bell's system of "visible speech." Twelve boys are learning printing, which is the only trade taught. The smaller boys are trained in gardening and farm work; the girls are taught housework and sewing.

It is suggested that an appropriation ought to be made for the erection of shops for manual training according to the Russian system, by which pupils learn only the fundamental arts which underlie the trades, leaving the constructive part until they enter shops. On this plan the expense of preparing shops would be comparatively small. It is also suggested that girls, as well as boys, might learn printing, scroll sawing, fret work, and various other kinds of light handicraft.— (State report, 1878.)

## EDUCATION OF THE BLIND.

The Nebraska Institution for the Blind, at Nebraska City, opened in 1875, had in December, 1878, 21 pupils, taught by a principal and 3 assistants, with a matron and foreman. The school is divided into 3 departments, literary, musical, and industrial, separate in themselves, yet forming one complete course of instruction. The school proper has a course of study identical with that of the best graded schools, and is conducted upon the same general principles. The studies pursued are arithmetic, algebra, grammar and analysis, physical and descriptive geography, rhetoric, physiology, history, reading, spelling, and penmanship. The musical department is under the efficient management of a blind teacher, who was educated at the Iowa College for the Blind. The use of piano, organ, flute, and violin is taught. In the industrial department the boys and young men are required to spend a certain number of hours each day at the making of brooms and caning of chairs. Other trades will be introduced as the number of pupils increases. The girls and young ladies are instructed in all kinds of sewing, knitting, crocheting, bead work, &c. Several have learned to work the sewing machine with remarkable facility.—(State report, 1878.)

## EDUCATIONAL CONVENTIONS.

## CONVENTION OF COUNTY SCHOOL SUPERINTENDENTS.

A convention of county school superintendents met at Lincoln on the 25th of March. Superintendent Thompson read an exhaustive address, laying out the work of the convention, calling attention to the questions requiring legislation, &c. Committees were appointed on examination of schools, visiting schools, making reports, revision of school laws, resolutions, and on programme. The convention continued in active session until noon of the 27th, when it adjourned in order to permit members to take part in the meeting of the State Teachers' Association.—(High School, Omaha, April, 1878.)

## STATE ASSOCIATION.

The State Teachers' Association met at Lincoln, Wednesday, March 27, 1878. After prayer by Chancellor Fairfield, of the university, the members listened to an address of welcome by Mayor Hardy, responded to by Prof. A. D. Williams, who was chosen to preside. The following subjects were discussed by the convention: "Township organization," "True teaching," "Government in higher schools," "Natural science in the schools," "Should the proceeds of the public lands be devoted to educational purposes?" "Reforming influences of education and labor," and "Shall the county superintendency be retained?" The attendance was so meagre as to be discouraging to the few enthusiastic workers and organizers.—(High School, April, 1878.)

## CHIEF STATE SCHOOL OFFICER.

Hon. SAMUEL R. THOMPSON, *State superintendent of public instruction, Lincoln.*

[Second term, 1879-1881.]

## NEVADA.

## STATISTICAL SUMMARY.

	1876-77.	1877-78.	Increase.	Decrease.
<b>POPULATION AND ATTENDANCE.</b>				
Youth of school age (6-18) .....	9,364	9,922	558	.....
Enrolled in public schools .....	7,353	7,612	259	.....
Average number belonging .....	5,366	5,127	.....	239
Average daily attendance .....	4,800	4,666	.....	134
Attendance of those under school age .....	269	216	.....	53
Attendance in private or church schools .....	849	1,061	212	.....
Not attending any school .....	2,138	1,976	.....	162
<b>SCHOOL DISTRICTS AND SCHOOLS.</b>				
Number of school districts reported .....	89	82	.....	7
Number using the State text books .....	77	87	10	.....
Number levying a school tax .....	8	6	.....	2
Whole number of public schools .....	143	185	42	.....
Number of these primary schools .....	88	97	9	.....
Number of intermediate schools .....	14	11	.....	3
Number of grammar schools .....	18	18	.....	.....
Number of high schools .....	3	5	2	.....
Number unclassified .....	20	54	34	.....
Number held less than 3 months .....	4	5	1	.....
Number held only 3 months .....	13	9	.....	4
Number held between 3 and 6 months .....	39	25	.....	14
Number held between 6 and 9 months .....	18	31	13	.....
Number held 9 months and more .....	69	65	.....	4
Average time of schools, in days .....	150	152	2	.....
Schools maintained without rate bills .....	89	94	5	.....
New school-houses built .....	8	10	2	.....
Valuation of school property .....	\$253,306	\$283,338	\$30,032	.....
<b>TEACHERS AND THEIR PAY.</b>				
Male teachers in public schools .....	49	45	.....	4
Female teachers in the same .....	106	124	18	.....
Whole number employed .....	155	169	14	.....
Number given first grade certificates .....	59	49	.....	10
Number that made legal returns .....	137	146	9	.....
Average monthly pay of men .....	\$106 13	\$106 00	.....	\$0 13
Average monthly pay of women .....	89 53	84 00	.....	5 53
<b>INCOME AND EXPENDITURE.</b>				
Whole income for public schools .....	\$256,902	\$236,491	.....	\$20,411
Whole expenditure for them .....	231,339	205,147	.....	26,192

(From report of Hon. Samuel P. Kelly, State superintendent of public instruction, for the two years indicated.)

## STATE SCHOOL SYSTEM.

## OFFICERS.

For the State there is a superintendent of public instruction, chosen by the people every fourth year, counting from 1866. He has general supervision of school interests, and makes biennial reports. A State board of education, in which the governor and surveyor general are associated with the superintendent, aids him in the manage-

ment of the public school funds, in the selection of text books for the schools, and in efforts to improve the school system.

In each county a superintendent of public schools is elected every even year, counting from 1866. He and two competent persons appointed by him constitute a county board to examine teachers for the public schools of the county. In each school district a board of trustees of 3 or 5 members, according to population, is elected; 1 of the 3 and 2 of the 5 for four year terms, the others for 2 years, part of them to be changed or reelected at each general election.—(Amended school laws.)

#### OTHER FEATURES OF THE SYSTEM.

State, county, and district taxes for school purposes—the first two imperative, the other optional—supplement the income from a small State school fund. The State tax expressly for schools is half a mill on the dollar annually; the county tax is not less than 15 nor more than 50 cents on the \$100 annually; the district tax may be what the people choose to make it. State moneys are to be used only for the payment of duly qualified teachers. Those from the counties, at the discretion of the local officers, may be devoted also to the purchase of sites, the election or hire of school buildings, the establishment of school libraries, or the necessary contingent expenses of the schools. Those from the districts must be employed for the purpose or purposes indicated at the time the vote for raising them was passed. The school moneys are apportioned to the districts on the double basis of the number of children of school age (ascertained by an annual census) and the number of teachers. They are distributed among the schools, in districts having more than one, in proportion to the number of pupils in average attendance.

In consideration of the aid it gives to the schools, the State determines the studies to be pursued in them and prescribes through its board of education the text books to be used. No district may receive any part of the public school moneys unless the books thus prescribed are adopted and used in all its public schools. Other conditions are that a public school must have been taught in the district, by a duly examined and certified teacher, for at least 3 months within the school year preceding the apportionment; that no sectarian doctrine shall have been taught and no books or papers of a sectarian character introduced or used.

The salaries of teachers are to be determined by the character of the service required, and no discrimination may be made in the matter of salary against female teachers as such. But no teacher may receive pay, even if duly employed and certificated, till full and correct report has been made, in the form and manner prescribed by law, to the county superintendent and the board of school trustees.

The schools are not only free to all children of school age (none being excluded even from the university on account of sex, race, or color), but, under a law of 1873, an effort has been made to secure to every child from 8 to 14 years of age the benefit of at least 16 weeks' schooling in each year. The law, however, like similar laws in most other States, has proved inoperative.

#### GENERAL CONDITION.

The State superintendent's report for 1877 and 1878, as may be seen from the statistics given, indicates a considerable increase in the means of education over those of the two preceding years, while 1878 improved at many points on 1877. In the two years 18 new school-houses for the accommodation of the public schools were built, 2 of them at Elko and Gold Hill, large and commodious, and all, Mr. Kelly says, well constructed and as well arranged as the circumstances of the several districts would permit. Each represents, too, he believes, a larger proportionate effort on the people's part than buildings of greater show in the more settled States. Then, in almost every district, improvements were made in the existing school-houses, adding greatly to their comfort and efficiency. After visiting most of the schools in the State, the superintendent reports them generally in good condition and interest everywhere shown in their progress and success; in 4 counties new school districts were formed and new schools opened, in which great interest was manifested.

Then in 1878 there was an enrolment in the public and private schools almost equaling in its increase over 1877 the increased number of youth of school age, a decrease in the number not attending any school, 42 more public schools, a larger number of them with long terms, and this apparently without the rate bills which used to be resorted to for lengthening a term when the State and county school moneys were exhausted.

The only points of decrease of any moment were in the average number in the schools, in the pay of teachers, and (probably from this cause) in the general expenditure for school purposes, though the State apportioned \$49,670.30 for 9,922 census children, an average of \$5 for each child.

#### KINDERGÄRTEN.

A letter from the superintendent of public instruction indicates that these schools have become by law a part of the public school system, but no date is mentioned.

## TRAINING OF TEACHERS.

## NORMAL SCHOOLS.

Neither the school law nor the report of the State superintendent gives any indication of the existence of any State school or schools for training teachers, nor does any private school for this purpose appear to have been established up to the close of 1878.

## TEACHERS' INSTITUTES.

In the absence of other means for normal training, the superintendent of public instruction, with the consent of the State board of education, is empowered to convene annually a State teachers' institute for a session of 5 to 10 days, and to engage such lecturers and instructors as he may deem advisable to conduct its exercises. There is an account of the first State institute held under this law under the heading Educational Convention, further on.

County superintendents are empowered to call also one or more teachers' institutes annually, with the consent of the county board of commissioners.

For the expenses of each institute, State or county, the sum of \$100 is allowed to be drawn; in the case of a State institute from the State distributable school fund, in that of a county institute from the county fund.

## SECONDARY INSTRUCTION.

## HIGH SCHOOLS.

The report of the State superintendent for the years 1877 and 1878 shows an addition of 2 to the number of high schools in the State. The 3 high schools previously reported were situated at Gold Hill, Virginia City, and Elko. Of the location or condition of the newly established high schools no definite report appears.

## PRIVATE SECONDARY SCHOOLS.

For any institutions of this class reporting for 1878, see Tables IV and VI of the appendix following.

## SUPERIOR INSTRUCTION.

## STATE UNIVERSITY.

The board of regents of the State University, at Elko, submitted to the senate and assembly of Nevada a report of the condition of that institution up to the close of 1878. The number of pupils fluctuated between 15 and 35 during that year, and many of them were prepared to enter the higher course. Students from other places were lodged in the new dormitory, erected in 1878 on the university grounds and intended to accommodate 20 students. With this aid the necessary expenses for board and lodging of each student need not exceed \$30 a month. The financial report for 1878 exhibits an unexpended balance of \$1,581. The board of regents, in concluding their report, state that, while they claim that the State University has not been proved a failure, their anticipations of its success have not been realized. They recommended the appropriation of \$12,000 by the legislature to the university, provided it should be the decision of that body to continue the institution under existing conditions.

Superintendent Kelly, in his report for 1877 and 1878, speaks much more approvingly and hopefully, saying that at his last visit he found the preparatory department, the only one existing at that time, in excellent order, the students well trained and remarkably well advanced in their studies.—(State report.)

## INSTITUTION FOR THE SUPERIOR INSTRUCTION OF YOUNG WOMEN.

Bishop Whitaker's school for young women, established at Reno in 1876, and described in the report of the Commissioner for that year, made report for the autumn of 1878 of 40 pupils under 6 instructors. The regular course, which is distinctly outlined and well arranged, is meant to cover 4 years, beyond a preparatory year for such as may require it, and to embrace all the elements of a good education for young ladies. Music, drawing, painting, German, and French are among the subjects taught, and Latin is offered.—(Catalogue and return.)

## SPECIAL INSTRUCTION.

## EDUCATION OF DEAF-MUTES AND THE BLIND.

The few unfortunates of these classes who have come under the care of the State, amounting to only 4 in all, were at the date of Superintendent Kelly's last report receiving instruction at the California institution for that purpose, at Oakland, and were said to be doing well and making satisfactory progress.—(Report.)

## STATE ORPHANS' HOME.

This institution reports 220 inmates since 1870, and 69 in the year 1878. All are taught the common school branches, and some, employments. The home is non-sectarian in character, and is supported by biennial appropriations from the State.—(Return.)

## EDUCATIONAL CONVENTION.

## TEACHERS' INSTITUTE.

The first session of the State Teachers' Institute was held at Carson City, April 22-26, 1878, State Superintendent S. P. Kelly, president. After the address of welcome by E. A. Moody, of Ormsby, responded to by E. J. Pasamore, of Virginia City, an essay was read by Miss Habright. A lecture was then delivered by Hon. S. P. Kelly on "Institutes, primary education, trustees, and the cooperation of parents and teachers." An essay, by Miss Everett, of Gold Hill, followed. The members of the institute called at the Carson City Kindergarten, taught by Misses Babcock and Martin, and witnessed a day's proceedings. They expressed great appreciation of the result of the Fröbel system. Prof. H. H. Howe, of Virginia City, addressed the institute on "Arithmetic," illustrating his method by the aid of an experimental class, and some discussion followed. Exercises in grammar and geography, with classes from the Virginia City schools, were given by Miss Jessup and Mrs. Swift. An address on "Centralization," by W. H. A. Pike, was followed by an essay from Miss Michelson, from Virginia City. F. M. Campbell, city superintendent of Oakland, Cal., not being able to be present, telegraphed an abstract of his address on "Coöperation of parents and teachers." Mr. Van Wagener read a paper on "Trustees and teachers in their relations to schools." Thereafter Mr. Ewing, on "Grading," Mr. Bray, on "Discipline," and Mr. Davis, on "School legislation," were listened to. The institute adopted a constitution and by-laws, made arrangements for permanent organization, and adjourned.—(Pacific School and Home Journal.)

## CHIEF STATE SCHOOL OFFICER.

Hon. D. R. Sessions, *State superintendent of public instruction, Carson City.*

[Term, January 1, 1879, to January 1, 1883.]

## NEW HAMPSHIRE.

## STATISTICAL SUMMARY.

	1876-77.	1877-78.	Increase.	Decrease.
<b>POPULATION AND ATTENDANCE.</b>				
Youth of school age (5-21) .....	a73,418	a73,785	367	.....
Enrolled in public schools .....	68,035	66,023	.....	2,012
Average daily attendance .....	47,921	48,410	489	.....
Attending private schools .....	1,493	3,782	2,289	.....
Youth 5-15 reported out of school ....	3,890	3,980	90	.....
<b>SCHOOL DISTRICTS AND SCHOOLS.</b>				
Organized school districts .....	2,062	2,049	.....	13
Number of public schools .....	2,562	2,560	.....	2
Number of graded schools .....	424	485	61	.....
Town and district high schools .....	37	49	12	.....
Average length of schools, in days ...	91.85	90.65	4.80	.....
Total number of school-houses .....	2,231	2,261	30	.....
Reported unfit for use .....	361	300	.....	61
Built during the year .....	12	28	16	.....
Having maps and globes .....	699	852	153	.....
Estimated value of school property...	\$2,383,144	\$2,336,547	.....	\$46,597
<b>TEACHERS AND THEIR PAY.</b>				
Men teaching .....	591	600	9	.....
Women teaching .....	2,955	3,026	71	.....
Whole number of teachers .....	3,546	3,626	80	.....
Teachers in same school successive terms.	1,127	1,279	152	.....
Teachers from normal schools .....	295	396	101	.....
Average monthly pay of men b .....	\$38 37	\$37 12	.....	\$1 25
Average monthly pay of women b ....	24 71	24 26	.....	45
<b>RECEIPTS AND EXPENDITURES.</b>				
Total income for public schools .....	\$609,733	\$583,441	.....	\$26,292
Total expenditures for public schools..	604,654	636,655	\$32,001	.....

a Superintendent's estimate.

b Including board.

(From report for 1877-78 of Hon. Charles A. Downs, superintendent of public instruction.)

## STATE SCHOOL SYSTEM.

## OFFICERS.

For the State, there is a superintendent of public instruction, appointed by the governor every second year; also a board of trustees of the State normal school.

For townships, there are school committees, elected by the people or appointed by the selectmen. Each town may decide as to the number on its school committee, their title, duties, and term of office.

For districts, there is annually elected a moderator to preside at district meetings, with a clerk to keep record of these and a prudential committee of from one to three persons. In districts composed of the whole town, the duties of a prudential committee are performed by a board of education elected by the people of the district, and consisting of 3, 6, or 9 members. Women may vote for school officers, and are eligible to school committees and boards of education.—(Laws of 1878.)



## OTHER FEATURES OF THE SYSTEM.

The public schools are supported by the proceeds of the State literary fund and by a town tax on polls and ratable estate of \$350 for school purposes for every dollar of State tax which such towns are required to raise. Towns may raise a larger sum. The State fund is distributed in the proportion of the number of scholars not less than 5 years old last reported as attending the public schools not less than 2 weeks; the town fund, according to the valuation of each district for the year. Before teachers can be legally employed, they must be examined by the school committee and receive certificates showing them to be not only competent from an educational point of view and of good moral character, but also of "suitable temper and disposition" for teachers.

Provision is made for the organization of high school districts, at the will of the people, in towns and in school districts having not less than 100 children 6 to 16 years of age. Two or more school districts in the same or different towns may unite to form a high school district.

The employment of children under 15 years of age in manufacturing establishments is forbidden unless such children shall have attended some school at least 12 weeks during the year preceding; and children under 12 must have attended six months, or during the entire term of the public school in their district. Employers must have a certificate from the school committee as to such attendance. For violation of this law there is a penalty imposed on employers not to exceed \$20 for each offence, and on parents and guardians of \$10 for the first and \$20 for every subsequent offence.—(General laws of New Hampshire.)

## GENERAL CONDITION.

Although the enrolment in public schools was in 1878 less than in the previous year, the number of children in average daily attendance—a more important matter—was considerably greater. The private and church schools increased their enrolment rather more than the falling off in the public schools, making a slight total increase in the number of children attending some school. There were fewer public schools by 2, but 61 more graded and 12 more town and district high schools. There was a longer school term; more school-houses were built, more provided with maps and globes, and there were fewer reported unfit for use. A larger number of teachers were employed; more of them taught the same school successive terms and more had been trained in normal schools. On the other hand, there was a slight decrease in the average monthly pay of teachers; a decrease of \$46,597 in the estimated value of school property and of \$26,292 in school revenues.

It appears from the above that on the whole there was a substantial advance. With the improved attendance, better instruction was given. There was also more than usual harmony in the districts and schools. Statistics were returned in better time and condition than the previous year, although there is still room, it is remarked, for improvement in respect to promptness and accuracy. The figures as to number of school population, for instance, are of little value, many towns having failed to report the annual enumeration of children between 5 and 15.

The decrease in number of school districts, though small, is encouraging, as showing the direction public sentiment is taking. Many towns are agitating the question of a consolidation of districts, and this consolidation it is believed will eventually come. In the whole system the superintendent sees nowhere so much waste of time, effort, and money as in the maintenance of nearly 1,000 schools whose average attendance is not over 12 scholars, and he holds that until more districts are consolidated improvement in other directions will be impossible.

A large majority of the schools are still taught by women, who, it is stated, are much better qualified than formerly. They have been employed therefore in higher grades of schools and at better pay, to such an extent as to nearly equalize the rate of wages paid to men and women, leaving out of the account those men who are teaching the high schools.—(State report.)

## KINDERGÄRTEN.

For information of these institutions, see Table V of the appendix following, and the summary of it in the report of the Commissioner preceding.

## CITY SCHOOL SYSTEMS.

## OFFICERS.

By law, each town may elect annually by ballot a school committee of so many persons as is thought proper. They must be adult citizens, and may be either male or female. In Manchester the committee consists of the mayor, the president of the common council, and 1 member from each ward, instead of 2, as formerly. Nashua

<sup>1</sup>In 1879 and afterwards, no child under the age of 10 years may be employed by any manufacturing corporation in this State, under a penalty of \$20 to \$100.

has a board of education of 13 members (including the city school superintendent), and Portsmouth a board of instruction of 12 members.

## STATISTICS. 3

City.	Estimated population.	Youth of school age.	Enrolment in public schools.	Average attendance.	Teachers.	Expenditure.
Concord .....	13,000	.....	2,375	1,869	66	\$40,743
Dover .....	10,112	.....	1,678	1,645	47	24,574
Manchester .....	28,000	.....	3,607	2,413	83	52,155
Nashua .....	12,000	.....	2,148	1,531	61	29,322
Portsmouth .....	10,000	2,318	1,902	1,350	38	27,349

a These statistics are from the State report, except in the case of Portsmouth, where they are from the city report and a return for 1878.

## ADDITIONAL PARTICULARS.

Respecting *Concord* and *Dover* there is nothing beyond the statistics above given.

There is no printed report of the schools in *Manchester* for 1878; but from a written return it appears that the system includes primary, grammar, high, and evening schools, and a training or model school. The evening schools had an attendance of 371 students, and the high had 190 students, 117 girls and 73 boys. There was an estimated enrolment in private or parochial schools of 1,625, which, added to that in public schools, would give a total of 5,232.

In *Nashua*, besides the number attending public schools, there were 70 in private schools, making a total of 2,218 under instruction. Three evening schools were taught, having an attendance of 218 orderly and studious pupils. The schools are classed as primary, middle, grammar, and high, the first comprising 3 years, the second 2, and the third and fourth 4 each. The high school has a classical and English course, and had an attendance in 1878 of 146 pupils, 81 girls and 65 boys.—(City report.)

The schools of *Portsmouth* are classed as high, ungraded, grammar, intermediate, and primary. The last 3 grades may each be completed in 2 years; the high school course extends over 4. Sewing has been taught for years in the schools of the intermediate grade.—(City report.)

## TRAINING OF TEACHERS.

## STATE NORMAL SCHOOL, PLYMOUTH.

The State established this school in 1870 for the special purpose of training teachers for its public schools. It has two courses, one of 1 year, embracing the studies of ordinary grades; the other of 2 years, embracing such as prepare for teaching in the higher grades. Graduation from the former secures a license to teach in the common schools of the State for 3 years; graduation from the latter, a license for 5 years. Up to 1878 there had been 219 graduates from the lower course and 33 from the higher, making a yearly average of 36 from both courses and a total of 252. All these appear to have been absorbed by the State schools, as the State report for 1877 showed 236 teachers from normal schools and that for 1878 showed 396, some of these, doubtless, coming from the normal schools of other States. The class that graduated in 1878 numbered 37 lady pupils, 31 of them from the lower and 6 from the higher course. The classes are said to have been characterized by greater maturity and more thorough scholarship than in the earlier years of the school, and the standard of qualification for graduation having been raised, still better scholarship may be anticipated. No other aids to normal training are known of in the State, except such as are afforded by the courses of institutions for superior and secondary instruction.

## TEACHERS' INSTITUTES.

For these useful means of improving teachers there was no provision in the school law in 1878.

## TEACHERS' DEPARTMENT OF EDUCATIONAL JOURNAL.

The New-England Journal of Education, Boston, usually assigns a place to educational information respecting New Hampshire.

## SECONDARY INSTRUCTION

## PUBLIC HIGH SCHOOLS.

The State superintendent reports a total of 49 town and district high schools sustained in 1878, an increase for the year of 12; also, that 6,010 pupils were pursuing the higher branches in these schools. A table is given embracing statistical items

from 33 such schools, prepared from answers to a circular sent out. The returns from 9 of these schools are for 1877; the remainder are for 1878. There was a total attendance of students, as summed up in the table, of 2,362; boys, 967; girls, 1,375. There were 812 studying ancient and 392 modern languages.—(State report, 1878.)

#### PRIVATE SECONDARY SCHOOLS.

A table is given in the State superintendent's report embracing statistics of 53 private schools of academic grade, which reported to him in answer to a circular sent them, the statistics of all but 5 being for 1878. A total attendance of 2,621 students is reported, 1,639 being boys and 1,132 girls. Of the 123 teachers employed, 68 were men and 55 women. There were 1,601 pupils pursuing the higher branches, of whom 847 studied ancient and 387 modern languages.—(State report, 1878.)

For statistics of private secondary schools reporting, see Table VI of the appendix, and the summary of it in the report of the Commissioner preceding.

### SUPERIOR INSTRUCTION.

#### DARTMOUTH COLLEGE.

The college continued during 1877-'78 its 4 years' academic course, its scientific, agricultural, and medical courses, and that of civil engineering. The requirements for admission are high, but fitting schools that have a regular and thorough 3 years' course of preparation for college are allowed to secure admission to the freshmen class for such of their graduates as hold certificates of having completed the full course and mastered the entire requisites for admission or their equivalents. There was reported, in the fall term of 1878, a faculty of 34, with 1 resident graduate,<sup>1</sup> 215 academic students, 53 in the scientific department, 14 in the Agricultural College, 2 in the Thayer School, and 100 in the medical course, not including duplicate attendance. An unconditional gift of \$25,000 from Henry Winkle, esq., of Philadelphia, was received during the year. It is stated that during the one hundred and seven years since the first class graduated, the college proper, or academical department, has had no less than 1,847 graduates who were natives of New Hampshire. More than 900 of these became preachers of the gospel, 221 having settled in the State. There were 331 traced as teachers of academies and high schools, and more than 4,000 winter schools in the State have been taught by undergraduates. There were 18 judges of the New Hampshire supreme court, 5 at that time on the bench; 8 governors of the State; and more than 20 presidents of other colleges. During all this period the academical department has not received a dollar from the State, although it has had some land grants.—(Catalogue, 1878-'79, New-England Journal of Education, August 15, 1878, and The Dartmouth, June 13, 1878.)

### SCIENTIFIC AND PROFESSIONAL INSTRUCTION.

#### SCIENTIFIC.

The institutions for scientific instruction reporting from this State are the Agricultural and Mechanical College, the Thayer School of Civil Engineering, and the Chandler Scientific School, all departments of Dartmouth College.

The *Agricultural and Mechanical College*, under the new curriculum noticed in last year's report, proposes to give a well rounded but purely English education, comprising also whatever can be taught in a school that bears upon agriculture. The course of study covers 3 years, and has been so extended as to include the English portion of a regular college course, with such additional studies as meet the necessities of the intelligent farmer. The requisites for admission are to be essentially the same as for the Chandler Scientific School. The college farm contains 360 acres of land admirably suited for agricultural experiments.—(Catalogue, 1878-'79, and The Dartmouth, April 18, 1878.)

The *Thayer School of Civil Engineering* provides an exclusively professional training. The course, covering 2 years, is essentially a graduate one, and is intended for men who, by thorough preparation, are qualified for subsequent rapid advancement to responsible and difficult service. Graduates of the academic department of the college are not admitted to this school without a year of preparation in the scientific department, and even graduates from that must pass a rigid examination to secure admission.—(Catalogue for 1878-'79 and New-England Journal of Education.)

In the *Chandler Scientific Department* the course of instruction extends over the usual 4 collegiate years, and after a satisfactory examination the degree of B. S. is conferred.—(Catalogue.)

For statistics of scientific schools, see Table X of the appendix, and the summary of it in the report of the Commissioner preceding.

<sup>1</sup> Resident graduates are instructed in the advanced and special subjects of the several departments in an additional one year's course.

## PROFESSIONAL.

The New Hampshire Medical Institution, which constitutes the medical department of Dartmouth College, provides a course of instruction covering 3 years, including two full courses of lectures. Applicants for admission must be 18 years of age and, if not graduates of some college, academy, or high school, must pass an examination as to their fitness for entering upon the study of medicine.—(College catalogue.)

## SPECIAL INSTRUCTION.

## EDUCATION OF THE DEAF AND DUMB AND THE BLIND.

Information from the Perkins Institution and Massachusetts School for the Blind, Boston, shows the receipt of \$3,000 in 1878 from New Hampshire, indicating, as the charges for tuition are \$300 a year, that probably 10 blind children from New Hampshire were in the school. In the American Asylum for Deaf-Mutes, Hartford, Conn., there were 20 boys and 6 girls from New Hampshire, and at the Clarke Institution for Deaf-Mutes, Northampton, Mass., there was 1 deaf-mute from this State.

## STATE REFORM SCHOOL, MANCHESTER.

During the year 1878 this school had a total of 152 under training, and at the date of the report there were 103, of whom 92 were boys. They were instructed in the common school branches and in employments on the farm, in chair seating, shoe making and mending, and printing. The girls were employed in sewing and housework. The discipline of the school has of late been materially changed; the pupils are allowed more liberty and are made to feel that the institution is a home and a place of instruction rather than of punishment. The result has been good in every respect; the children are more cheerful, more easily governed, learn more rapidly, and work better.—(Report, 1878.)

## INDUSTRIAL TRAINING.

The New Hampshire Orphans' Home, established in 1871 at Franklin, gave instruction in 1878 to 44 children in the elementary English branches, housework, sewing, and farming. The institution is supported by voluntary contributions.—(Return for 1878.)

## EDUCATIONAL CONVENTION.

## STATE ASSOCIATION.

The twenty-fifth meeting of the State Teachers' Association, which was held October 17 and 18, 1878, at Nashua, secured a good attendance. Among the topics discussed were methods of studying geography, grammar, and reading, class room methods, normal methods of teaching, and oral and written examinations. During the evening sessions a number of addresses were delivered, the first being one of welcome by Hon. Edward Spaulding, of Nashua. It was responded to by the president of the association, E. R. Ruggles, of the Chandler Scientific Department of Dartmouth College. Hon. C. A. Downs, State superintendent of public instruction, delivered an address, and Professor Marshall, of Fitchburg, Mass., gave an illustrated lecture on the Yellowstone Park.

A number of resolutions were adopted by the association, among which was one favoring the placing of all school management in each town in the hands of one set of officers; another, advising that a part of the school revenue should be raised by assessment on the taxable property of the State and distributed to the several towns in proportion to attendance; a third, calling for enlargement of the duties of the State superintendent, so that he should devote a part of his time to visiting the schools; and a fourth, recommending that a moderate sum be set apart for the support of normal institutes.—(New-England Journal of Education.)

## OBITUARY RECORD.

## EDMUND RANDOLPH PEASLEE, M. D., LL. D.

Dr. Peaslee was born in Newton, N. H., January 22, 1814; he died in the city of New York January 21, 1878. Graduating from Dartmouth in 1836, and returning to it as a tutor in 1837, he continued with the college for 36 years as a teacher, as professor of anatomy and physiology, of surgery, and of gynecology. It was in this last branch that he made his most extended reputation. During his connection with Dartmouth he was also for seventeen years a professor in Bowdoin College; for nine years, in the New York Medical College; for two years, in the one at Albany; and from 1874 on, professor of gynecology in the Bellevue Medical Hospital, New York. At various times he was president of the New Hampshire State Medical Society, of the New York Pathological Society, of the New York County Medical Society, of the New York Aoademy of Medicine, of the New York Medical Journal Association, of the New York Obstet-

rical Society, and of the American Gynecological Society. He was also a member of ten societies in different States and an honorary or corresponding member of eight societies in this country and Europe. In all these busy years Professor Peasee was a frequent contributor to various medical journals, also publishing several medical works, all of high repute. He received the degree of M. D. from Yale College in 1840, and of LL. D. from Dartmouth in 1859. It is said by his brother physicians that Dr. Peasee was in the truest sense a liberally educated man, his intellectual and professional strength coming from the thoroughness and fulness of his training. He was considered one of the most valuable consulting physicians in the country and one of the best educated men in all branches of the profession either in this country or in Europe. (Memorial discourse at Dartmouth College, September 1, 1878, *Detroit Lancet*, February, 1878, and *Buffalo Medical Journal*, March, 1878.)

LORENZO D. BARROWS, D. D.

This efficient educator was born in Windham, Vt., July 1, 1817, and died at Plymouth, N. H., February 18, 1878. His scholastic training was limited to the district school and the academy, but he was a student all his life. He was one of the first to advocate the establishing of the first theological seminary in the Methodist Episcopal Church, which was at Concord, N. H., from 1846 to 1866, and was then removed to Boston. From 1856 to 1859 he was president of the Pittsburgh Female College, and for several years a trustee of Wesleyan University, Middletown, Conn. His principal work as an educator was, however, in the New Hampshire Seminary and Female College, Tilton, with which he was connected as president for six years and as a trustee for life. It was through his influence and effort that this institution has a Ladd professorship of biblical instruction and moral culture. As a teacher he aimed at the broadest culture and always made the most and the best of his students.—(State report.)

PROF. E. KNIGHT.

This gentleman, one of the finest mathematicians in the State, was born at Hancock, N. H., November 1, 1817, and died at New London, N. H., March 4, 1878, aged 60 years. He was naturally a teacher, and for forty years filled such a position, first in the district school, afterwards in the academies at New Hampton and New London. He was always connected with county institutes, and this, as well as his connection with different academies, gave him a wide influence over the common schools. His mind was strictly mathematical; a prominent excellence in his teaching of mathematics, was that he not only taught his pupils the operations under the rules, but also the underlying principles.—(New Hampshire school report for 1878.)

REV. JOSEPH WARREN, D. D.

The Report of the Commissioner of Education for 1877 failed to record the death of Rev. Joseph Warren, D. D., a venerable laborer in schools both at home and abroad.

Dr. Warren was born at Brunswick, Me., August 30, 1809, but passed his childhood in London, Merrimack County, N. H. He attended the public schools and afterwards the Plymouth Academy for a short time; he then became an apprentice in the printing office of the Statesman, a newspaper in Concord. He afterwards attended the Phillips Exeter Academy, the Lane Theological Seminary, Cincinnati, Ohio, and the Theological Seminary of the Presbyterian Church, Allegheny City, Pa. After his ordination he and his wife went to Hindostan as missionaries, and during nearly fifteen years he performed there much arduous service. He established and successfully conducted a large mission printing office, at which a great many tracts and evangelical treatises (composed and translated by himself and his fellow-workers) were issued. He was prominently connected with the establishment of the Native Orphan Asylums at Allahabad and with the foundation and endowment of the Male and Female High Schools at Agra; in addition to these labors he was a daily preacher of the gospel in the streets and market places.

Returning to this country in 1853, he remained to educate his two younger children. He was for a time an agent for the Oxford Female College, Oxford, Ohio. He was also pastor, successively, of Presbyterian churches in Greensburg, Ind., and Quincy and Macomb, Ill. Shortly after the beginning of the war, Dr. Warren accepted the chaplaincy of the Ninth Missouri Volunteers, serving steadily with that regiment till the capture of Vicksburg, when he was detailed to service in general hospital No. 2 at that post. Here his attainments and character made him many warm friends, and when the work of supporting, sheltering, and educating the freedmen of the Mississippi developed, he was transferred to duty under Col. John Eaton, general superintendent of freedmen for the Department of the Tennessee and the State of Arkansas, and soon became general superintendent of schools under that officer. Under his supervision were all schools for freedmen south of Cairo, Ill., and north of the Red River in Louisiana. In order to facilitate his new work, Dr. Warren resigned his chaplaincy and was appointed to a similar position in the Sixty-fourth United States Colored Troop, Col. Samuel Thomas commanding.

On the organization of the Bureau of Refugees, Freedmen, and Abandoned Lands, Colonel Thomas was appointed assistant commissioner for Mississippi, and under him Chaplain Warren was continued as superintendent of colored schools for that State.

Resigning his position in September, 1866, Dr. Warren (whose wife's health was too poor to admit of her return to Hindostan) accepted the pastorate of the Presbyterian Church at Salem, Ill., where, three years after, he buried his wife. Removing, after his second marriage, to Flora, Ill., he was principal of a private academy till 1872, when he returned to his former labor as a missionary, closing a long life of intelligent and earnest labor for the church and for education, at Gualior, March 7, 1877.

Dr. Warren was an admirable Sanskrit and Hindostanee scholar and noted throughout India for the precision and readiness of his knowledge in these subjects.

#### CHIEF STATE SCHOOL OFFICER.

Hon. CHARLES A. DOWNS, *State superintendent of public instruction, Concord.*

[Second term, 1878-1880.]

**NEW JERSEY.**  
**STATISTICAL SUMMARY.**

	1876-77.	1877-78.	Increase.	Decrease.
<b>POPULATION AND ATTENDANCE.</b>				
Youth of school age (5-18).....	318,378	322,166	3,788	.....
Enrolled in public schools.....	193,709	202,634	3,925	.....
Average attendance.....	107,961	113,604	5,643	.....
Enrolled in private schools.....	42,208	42,017	.....	191
Whole enrolment in schools.....	240,917	244,651	3,734	.....
Children in no school.....	72,389	72,067	.....	322
<b>SCHOOL DISTRICTS AND SCHOOLS.</b>				
Number of townships and cities.....	263	265	2	.....
Number of school districts.....	1,367	1,367	.....	.....
Number of public school buildings...	1,546	1,551	5	.....
Number of departments in these.....	3,081	3,182	101	.....
Number of unsectarian private schools.	198	227	29	.....
Number of church and parochial schools.	88	98	10	.....
Districts in which school-houses are poor.	178	166	.....	12
Districts in which they are passable..	252	274	22	.....
Districts in which they are good.....	464	451	.....	13
Districts in which they are very good.	469	469	.....	.....
Number of new school-houses built...	26	24	.....	2
Number refurnished or remodeled....	35	39	4	.....
Average value of school-houses.....	\$5,099	\$4,967	.....	\$132
Valuation of all school property.....	6,518,504	6,300,398	.....	218,106
Districts with less than 6 months' school.	13	11	.....	2
Districts with 6 to 9 months' school..	80	84	4	.....
Districts with 9 months' school or more.	1,275	1,271	.....	4
Average time of school in days.....	184	194	10	.....
<b>TEACHERS AND THEIR PAY.</b>				
Male teachers in the public schools...	954	993	39	.....
Female teachers in the public schools.	2,356	2,436	80	.....
Whole number of teachers.....	3,310	3,429	119	.....
Average monthly pay of men.....	\$63 78	\$60 50	.....	\$3 28
Average monthly pay of women.....	37 04	36 14	.....	90
<b>INCOME AND EXPENDITURE.</b>				
Whole receipts for public schools.....	\$2,079,907	\$2,004,049	.....	\$75,858
Whole expenditure for them.....	1,929,902	2,004,049	\$74,147	.....
<b>STATE SCHOOL FUND.</b>				
Permanent available fund.....	\$1,650,350	\$1,365,284	.....	\$285,066

(Reports of State Superintendent Ellis A. Apgar for the two years indicated, with returns from the same for income, expenditure, and school fund.)

**STATE SCHOOL SYSTEM.**

**OFFICERS.**

For the State, there are a board of education, a superintendent of public instruction, and a board of examiners. The State board exercises a general supervision over the

school system; the superintendent visits the schools, advises county superintendents, and annually reports on the condition of the whole school system; the State board of examiners tests the qualifications of teachers who desire certificates good throughout the State.

For local school work, there are a county superintendent and a county board of examiners in each county, a board of trustees for each school district, and a township board composed of all the district trustees within each township. For cities there are boards of education, with city superintendents and boards of examiners.

#### OTHER FEATURES OF THE SYSTEM.

The State board of education is the chief school authority; it makes rules and regulations for the schools not inconsistent with the school law, and carries into effect its provisions; appoints triennially the State and county superintendents (the latter subject to the approval of the county boards of freeholders) and may remove them at its pleasure. It also determines the standard to be reached by teachers for the different grades of certificates given by the State and county boards of examiners, and the frequency with which county superintendents shall visit the schools and meet the township boards of trustees for consultation as to school interests. The State superintendent acts as the secretary and general agent of the board, carries out its instructions, and enforces rules and regulations prescribed by it; he has also specific duties prescribed by law. The county superintendents are allowed salaries sufficient to enable them to give at least the greater part of their time to their work. The schools are sustained largely from the proceeds of a State tax of 2 mills on the dollar, from the interest of the State school fund and a State appropriation sufficient to make this \$100,000 annually. As the allowance from the State suffices for many of the rural schools, comparatively few of the districts raise local taxes to improve or continue their schools, only 246 out of 1,367 doing so in 1877-78. To obtain State funds, however, districts must maintain their schools at least 9 months each year in suitable buildings, with proper outhouses, and must make annual report of the number of youth of school age (5-18) within their bounds. To obtain their pay, teachers must hold valid certificates and must present to the county superintendent full statistical reports of the schools they have taught. Corporal punishment is forbidden by law. The State schools are not only gratuitous to children in their districts 5 to 18 years of age, but, since 1875, children from 8 to 14 years old are required to attend them or have some other means of instruction at least 12 weeks in each year, of which 6 weeks must be consecutive. Provision is made for graded schools and for school libraries, and under an act of 1878 each public school applying for the same is to be furnished by the State superintendent with a simple set of apparatus to teach the metric system of weights and measures. A normal school and an agricultural and mechanical college enter into the State system, but there is no State university.

#### GENERAL CONDITION.

The improvement which has marked preceding years was still maintained in 1878. Although the enrolment in the public schools continues much below the school population, the increase in enrolment was 137 more than the increase in school population, while the increase in average attendance exceeded by 1,855 the increase in school population. The attendance, too, was for a longer period, 2,379 more than in the previous year attending 10 months, 4,482 more from 8 to 10 months, and 1,652 more from 6 to 8 months. These signs point plainly to an increasing sense of the value of an education and a growing perception of the advantages afforded in the public schools. To meet this feeling on the people's part, we find that the average time of school was made 10 days longer than in 1876-77. There was an increase of 5 in the number of public school buildings, of 101 in the number of departments in these, of 30 in the number of first grade certificates granted to teachers, and of 119 in the number of teachers employed in the public schools; while 26 new districts laid the foundations of school libraries and 53 districts took measures to increase the libraries they already had. The reports from most of the counties show activity in school work, and Burlington, which, with 2 adjoining counties, has a regularly graded course of study, set the example of graduating with special exercises at the county seat the 45 pupils who in 1878 completed this course and passed the final examinations.

#### TRAINING FOR INDUSTRIAL OCCUPATIONS.

In the Agricultural and Mechanical Department of Rutgers College, the Stevens Institute, Hoboken, and the John C. Green School of Science, Princeton, the State provides more than average facilities for mechanical and technical training. But to develop fully her various industries and prepare skilled hands for work that needs them, Superintendent Appar recommends that, as soon as practicable, industrial drawing be made a part of the instruction in the public schools and that technical schools, to prepare students for trades requiring special skill, be established under the authority of the State and with some State aid at three or four chief centres. The State



board accepts and indorses the recommendation, and in some cases drawing has been introduced by school boards without waiting for a State law.

## SCHOOL MUSEUMS.

Superintendent Apgar again urges the formation of local museums for botanical, geological, zoölogical, and entomological specimens, to be gathered by pupils and teachers and used to illustrate the flora, fauna, &c., of the several sections of the State. The superintendent and his brother in the State Normal School do much to further this at the teachers' institutes they attend.

## KINDERGÄRTEN.

For information respecting schools of this class, see Table V of the appendix following, and a summary of it in the report of the Commissioner preceding.

## CITY SCHOOL SYSTEMS.

## OFFICERS.

City boards of education, with city superintendents of schools and boards of examiners, form the official staff in the cities of this State.

## STATISTICS. a

Cities.	Estimated population.	Youth of school age.	Enrolment.	Average attendance.	Teachers.	Expenditure.
Camden .....	40,000	11,134	7,068	4,653	110	.....
Elizabeth .....	30,000	7,124	3,406	3,218	47	.....
Hoboken .....	33,000	8,729	5,088	3,569	73	.....
Jersey City .....	120,000	40,204	20,585	11,800	310	\$222,364
Millville .....	8,000	2,236	1,971	1,200	81	.....
Newark .....	135,000	37,845	17,846	11,225	265	205,450
New Brunswick .....	19,000	5,727	2,555	1,853	44	36,453
Orange .....	11,000	3,660	1,426	1,071	30	25,185
Paterson .....	39,500	12,480	7,137	4,543	101	78,330
Phillipsburg .....	8,000	3,721	1,721	1,181	30	.....
Plainfield .....	11,000	2,034	1,296	850	25	.....
Rahway .....	8,000	1,778	1,835	823	23	.....
Trenton .....	30,000	9,221	3,769	2,312	66	43,128

a The statistics are taken from the tables of the State report, with the exception of population and expenditure, which are not there given. These, with the additional particulars following, are derived from printed or written information furnished this Bureau.

## ADDITIONAL PARTICULARS.

*Camden* reports to the State superintendent 12 school buildings, a healthful growth in the school system, and a purpose to supplement the existing curriculum by endeavoring to secure to pupils a training in at least the elements of industrial occupations.

*Elizabeth*, through her superintendent, says that there has been no attempt to introduce radical changes during the year, but rather an effort to perfect and strengthen the existing system. Better order in the schools and greater thoroughness in teaching are also noted, with an increase of about 3 per cent. in attendance.

*Hoboken* had, in 1878, 8 schools, with 84 classes in English studies and 20 in German, the system including primary, intermediate, grammar, and high school departments, with an evening school and Saturday normal school. This school held its sessions from 9 to 12 each Saturday during the school year, receiving all desiring to teach who passed a satisfactory examination in preparatory studies, as well as all teachers in the city schools below the grade of principal. It had 9 graduates at the close of 1878. The evening school, opening December 1 and continuing through the winter, numbered in December, 1878, 6 teachers and as many classes, with an enrolment of 327 pupils. The 20 German classes were taught at different hours by 2 special German teachers. One large school building was completed at a cost of \$56,000, and occupied in the autumn of 1878, giving accommodation to 24 classes, including primary, grammar, and high school departments. The number of teachers during 1878 increased by 7, the school departments by 7, the enrolment in the public schools by 366, and the average attendance by 235. There is a library of 557 volumes.

*Jersey City* reports 20 school buildings in 1878, of which 17 were owned and 3 rented by the city. There remained, however, so great a lack of accommodation for the large and fast increasing school population that teachers had to struggle on with classes twice as large as could be properly taught or managed; rooms were so crowded as to make pure air and comfort impossibilities; and as many as seventeen hundred or eighteen hundred applicants for admission had to be refused from want of room to seat them. The schools numbered 30, including 21 primary, 15 grammar, a high school, a training school for teachers, connected with the high school, and a Saturday normal

school for teachers. Besides 308 regular teachers there was a special teacher of drawing, and through her instructions the others were enabled to preside effectively over the drawing exercises of their pupils and to secure a fair advancement in the work. Music was not regularly taught, but frequent exercises in singing trained most of the pupils to sing by rote, and in some schools a music teacher was permitted to form classes, receiving a compensation from the pupils taught. Whether evening schools were maintained does not appear.

*Newark* had 1 normal school, 1 training school, 1 high school, 11 grammar and 2 intermediate schools, 23 primary, 2 industrial schools, and 1 school for colored children, besides evening schools. Two Kindergärten mentioned in the report appear to be included in the schools here enumerated. The high school had 3 courses of study, a classical of 4 years, an English and scientific of 4, and a commercial of 2 years. The schools were taught in 27 buildings, with a seating capacity of 15,047. The whole enrolment in the day schools was 18,474; in evening schools, 1,186; in the normal school, 94, an increase of 718 in day and normal schools and of 213 in evening schools. The average attendance reached 90 per cent. on the enrolment except in the evening schools, the attendance in which is always irregular. The 2 industrial schools are peculiar in their organization, the care of them being divided between the city board of education and an association of ladies. The teachers under the city board conduct the class exercises in the primary school studies; the ladies preside over exercises in sewing, knitting, and other useful industries, and give the children a midday meal, which stimulates attendance. The children in these schools are mostly from poor families where the home instruction amounts to very little. In the schools of the city generally, drawing is taught on the Walter Smith system, and instruction in vocal music is given to some extent.

In *New Brunswick*, from the conviction that regular attendance is essential to good scholarship and eventually to good citizenship, every effort was put forth in 1877-78 to secure the attendance of as many pupils as possible every day. To aid in this, records were published monthly in the city papers, showing the average roll, the average attendance in each department at every session, the number of tardinesses, and the percentage of attendance on enrolment. Under this stimulus the average attendance, based on the average enrolment, reached 96.2 per cent., and at the close of the school year it was found possible to publish the names of 385 pupils that had not missed a day during the year, while 1 had missed no session in 9 years; 4, none in 8 years, and 6, none in 7 years. Improvement in behavior has naturally kept pace with this improvement in attendance.

At *Orange*, from inadequacy of accommodations in the schools, it was found necessary in 1877-78 to use the half time system in several classes of the lowest primary grade. The arrangement—though adopted only as a temporary one to meet an emergency—has confirmed the testimony of other cities that the progress of these young pupils is about as great in one short session of 3 hours as in 2 including 5 hours. The schools of the city are so graded that pupils entering the primary department at 5 years of age, and satisfactorily completing the several grades, will finish the high school course at or before the age of 18, thus passing through the full State limit of attendance.

*Paterson* had during 1877-78 a city normal school for the preparation of new teachers and the fuller training of the younger ones employed, a high school, 7 grammar schools, 3 primary schools, and 7 separate primary departments, with 7 evening school classes. The attendance was considerably diminished by epidemic diphtheria. Discipline, however, was well maintained, the instruction is thought to have been better than in previous years, and the improvement of pupils is said to have been correspondingly great. Drawing and music both received attention. The evening schools, which were opened October 1 and closed February 13, numbered 7, 6 elementary and 1 high, under 30 teachers. The total enrolment in them reached 1,707; the average enrolment, 944, and the average attendance, 564. The normal school included 72 teachers attending as pupils and 25 candidates for teachers' positions. There was also a normal class of 12 in the high school.

*Phillipsburg* thoroughly grades its schools and has a well arranged course of study. In 1877-78 semi-annual examinations superseded the former yearly test. At the close of the year 47 pupils passed into the high school department, that department graduating 21.

*Rahway* had 5 school buildings, 1 of them used for the accommodation of colored children. It is claimed that in proportion to school population Rahway gathers more children into her schools than any other city in the State save one, and that, while the average attendance throughout the State is somewhat less than one-third of the school census, it is here almost one-half.

## TRAINING OF TEACHERS.

### NORMAL SCHOOLS.

The *New Jersey State Normal School*, Trenton, enrolled during 1877-78 a total of 241 normal pupils, 34 less than in the preceding year, 59 of them males and 182 females.

The average attendance was 180; the number of graduates from the advanced course of three years, 23; from the elementary course of two years, 18; a total of 41, most of whom secured positions as teachers. Some students attend who do not graduate, and do not enter to do so. They enter mainly to perfect themselves in methods of teaching. Such pupils, as well as others, are made welcome, the aim of the school being to increase by all available means the teaching power of the State. The course during the year was compared with the courses of similar institutions throughout the country and found to be more extensive than several, surpassed by none. The model school has continued to serve the two ends for which it was established, viz: to furnish a school of practice for the pupils of the normal school and to show the community what a good school ought to be as to instruction and management. The average attendance in it for the year was 300.

The *Farnum Preparatory School*, Beverly, which is meant to be both an adjunct to the normal school in preparing teachers and a first class graded school for Beverly and its vicinity, has primary, intermediate, preparatory, and senior departments, the first two with 3 classes each and the last two with 2 classes each. Average attendance for the year, 104; number of normal students not given.—(Normal school report for 1878.)

#### OTHER NORMAL TRAINING.

Normal classes are reported in Camden, Hoboken, Jersey City, Newark, and Paterson. In Jersey City, besides the normal class, there was a training school department for the preparation of teachers and a teachers' association for mutual improvement in school studies and school work. County associations for the latter purpose were either organized or continued in Atlantic, Burlington, Cape May, Gloucester, Hudson, Passaic, Union, and Warren Counties.

#### TEACHERS' INSTITUTES.

In 8 of the chief counties the annual county institute was held by the State and county superintendents, with the assistance of able and experienced instructors. The interest awakened appears from the county reports to have been in most instances very great.

#### EDUCATIONAL JOURNAL.

The New Jersey Public School Journal closed its useful life with the first number of 1878, after little more than a year's existence.

### SECONDARY INSTRUCTION.

#### PUBLIC HIGH SCHOOLS.

High schools or high school departments exist in connection with the school systems of Beverly, Elizabeth, Hackensack, Hoboken, Jersey City, Newark, New Brunswick, Orange, Passaic, Paterson, Phillipsburg, Rahway, Trenton, and Vineland, as well as in the model school connected with the State Normal School at Trenton, and in 3 schools of Essex County, the courses of study ranging from 2 to 4 years. Some of these schools prepare pupils for any college, while some have business departments to prepare for the ordinary work of life. The statistics of the schools, in the towns and cities named, as nearly as can be ascertained, are as follows: Teachers, 71; whole number of pupils, 2,218; average enrolment, 1,823; average daily attendance, 1,702; graduates for the year, 270. In Essex County there were 191 more pupils, and in the higher classes of the State model school at Trenton, 73; teachers, average enrolment, and average attendance not given.

#### OTHER SECONDARY SCHOOLS.

For statistics of business colleges, private or church academies, preparatory schools, and preparatory departments of colleges, see Tables IV, VI, VII, and IX of the appendix following, and for summaries of them, see corresponding tables in the report of the Commissioner preceding.

### SUPERIOR INSTRUCTION.

#### COLLEGES.

There is no State university. The *College of New Jersey*, Princeton (Presbyterian), takes the place of one more nearly than any other in the State, from its high standing, large endowments, extensive buildings, and abundant means for various forms of culture.<sup>1</sup>

<sup>1</sup>Within the 12 years covered by the presidency of Dr. McCoah, up to September, 1878, the number of buildings and instructors was doubled, all the old buildings renewed, great additions made to the libraries and apparatus, the courses enlarged, the standard raised, and the number of students very much increased.

Its requirements for admission are about the same as those of the best eastern colleges; its 4 years' course appears a thorough one, with many elective studies in the last 2 years additional to those required, and beyond that course come numerous graduate courses, pursued by steadily increasing numbers of students; while 10 endowed fellowships afford to specially approved students the means of prosecuting for a year after graduation certain lines of study, either at the college or elsewhere.

*Rutgers College*, New Brunswick (Reformed), has a regular 4 years' course of required and elective studies, and also a series of graduate studies.

*St. Benedict's College*, Newark, and *Seton Hall College*, South Orange, both under the jurisdiction of the Roman Catholic bishop of Newark, give instruction in Christian doctrine, as well as in classical and commercial studies.

All these institutions have preparatory schools for the preliminary instruction of their students. For the collegiate statistics, see Table IX of the appendix following, and a summary of it in the report of the Commissioner preceding; for the preparatory, Table VII and a like summary.

#### INSTITUTIONS FOR THE SUPERIOR INSTRUCTION OF YOUNG WOMEN.

For statistics of schools of this class reporting for 1878, see Table VIII of the appendix, and a summary of it in the report of the Commissioner preceding.

### SCIENTIFIC AND PROFESSIONAL INSTRUCTION.

#### SCIENTIFIC.

The *College of New Jersey*, Princeton, and *Rutgers College*, New Brunswick, have well arranged scientific courses, besides the classical, each reaching through 4 years. That at Princeton is in connection with the John C. Green School of Science, which has excellent buildings and apparatus for its work. That at New Brunswick is in the scientific department of Rutgers, recognized as the State College of Agriculture and the Mechanic Arts. Each has special courses in several lines, some beyond the regular 4 years' course, and leading, under certain conditions, to higher degrees.

The *Stevens Institute of Technology*, Hoboken, devotes itself to instruction in mechanical engineering and its kindred scientific pursuits also in a 4 years' course.

All these have preparatory schools, for which see Table VII of the appendix following. For statistics of the three scientific schools, see Table X of the appendix, and a summary of it in the report of the Commissioner preceding.

#### PROFESSIONAL.

*Theological* training under Methodist auspices is afforded at the Drew Theological Seminary, Madison; under Presbyterian, at the Theological Seminary of the Presbyterian Church, Princeton, and at the German Theological School of Newark, N. J., Bloomfield; under Reformed, at the Theological Seminary of the Reformed Church in America, New Brunswick, and under Roman Catholic in the Ecclesiastical Seminary of Seton Hall College, South Orange. In the 4 first named the course is of 3 years; in the last, 4. The school at Princeton has a graduate course of a year. In all except the Seton Hall School candidates for admission who are not college graduates must pass a preliminary examination before entering, and possibly its candidates may all be prepared within its halls. For statistics of these schools, see Table XI of the appendix following, and a summary of it in the report of the Commissioner preceding.

There are no schools of *law* or *medicine* yet established in the State, those in the city of New York and in Philadelphia affording every needed facility for such studies, within easy reach.

#### SPECIAL INSTRUCTION.

##### EDUCATION OF THE DEAF AND DUMB, THE BLIND, AND THE FEEBLE-MINDED.

From Governor McClellan's annual message to the legislature for 1878, it appears that New Jersey maintained 126 deaf and dumb, 39 blind, and 44 feeble-minded children in New York and Pennsylvania institutions. The governor thinks that the time has not yet come for the State to establish special institutions for the care of these classes, since they are as well instructed as they can be under any circumstances, and at a much smaller cost than if the State were to organize establishments of its own. The plan of granting the children permits good for one year and renewable when favorable reports have been received has been found to work well.

##### REFORMATORY AND INDUSTRIAL TRAINING.

The *New Jersey State Reform School*, for boys, Jamesburg, receives juvenile delinquents from 8 to 16 years of age, with a view to their instruction and amendment of life. It occupies a farm of 490 acres, and instructs its pupils in agricultural pursuits and other varieties of labor as well as in the elementary branches of learning and the principles of morality.

The *State Industrial School for Girls*, Trenton, trains for usefulness girls of 7 to 16 that are in danger of falling into vagrancy or vice; cultivates their better feelings; instructs them in the common school branches of study, and imparts such a knowledge of kitchen, laundry, and chamber work, sewing, mending, and knitting, as fits them for domestic service in good families. The teachers in 1877-78 were 4; pupils, 37.

As may be seen by reference to City School Systems, 2 industrial schools for poor children who have slender advantages for home training are sustained at Newark under the combined care of the city board of education and an association of ladies; the city furnishes the teachers for the ordinary common school branches, and the ladies attend to the instruction of the children in useful household industries. The effort seems to be successful.

## EDUCATIONAL CONVENTION.

### STATE ASSOCIATION.

The State Teachers' Association met at Asbury Park, August 28 and 29, 1878. The attendance was good, nearly 100 teachers from New Jersey and other States being present. A sharp debate on school room nuisances was opened by J. Fletcher Street, esq. A paper on the "Phenomena of the child mind" was read by A. B. Guildford, principal of the Red Bank public school. This was followed by a spirited discussion as to the advisability of having exercises in the school room on current news and general information. The evening session was devoted to an address by W. Hasbrouck, PR. D., of the New Jersey Normal School, on "The problem of American education." The relative advantages of graded and ungraded schools were discussed and the need of establishing high schools was warmly urged by different speakers. F. G. Allison, fellow of Johns Hopkins University, held that languages have a place in the normal development of the mind. Professor Hasbrouck then spoke on "School room mistakes," and after routine business the meeting adjourned.—(Asbury Park Journal, August 31, 1878.)

## OBITUARY RECORD.

### DR. CHARLES HODGE.

This eminent theologian was born in Philadelphia December 28, 1797, and died June 19, 1878. For more than twenty years, from 1822 on, he was professor of oriental and biblical literature in the Presbyterian Theological Seminary at Princeton, then becoming professor of exegetical and didactic philosophy. The founder of the Princeton Review, he was for forty years its editor and leading contributor. His articles were not confined to theological discussions, many being upon general topics. Dr. Hodge employed his time, for full half a century, in training successive generations of young men for the ministry, and published not very long before his death a work on systematic theology, which, from its high merits, will probably be a standard text book to carry on his teaching for another half century to come.

## CHIEF STATE SCHOOL OFFICER.

Hon. ELLIS A. AFGAR, *State superintendent of public instruction, Trenton.*

[Fifth term, 1878-1881.]

## NEW YORK.

## STATISTICAL SUMMARY.

	1876-'77.	1877-'78.	Increase.	Decrease.
<b>POPULATION AND ATTENDANCE.</b>				
Youth of school age (5-21) .....	1,586,234	1,615,256	29,022	.....
Enrolled in public schools .....	1,023,715	1,032,052	8,337	.....
Average daily attendance .....	559,537	577,606	18,069	.....
Per cent. of this on youth of school age .....	35.27	35.14	.....	13
Per cent. on enrolment .....	54.65	55.96	1.31	.....
Pupils in private schools .....	117,154	113,864	.....	3,290
Pupils in academies .....	29,519	30,072	553	.....
<b>SCHOOL DISTRICTS AND SCHOOLS.</b>				
School districts in the State .....	11,287	11,270	.....	17
Public school-houses .....	11,633	11,824	.....	9
Number of log school-houses .....	87	84	.....	3
Number of frame school-houses .....	10,031	10,021	.....	10
Number of brick school-houses .....	1,280	1,292	12	.....
Number of stone school-houses .....	435	427	.....	8
Cost of new school-houses, sites, &c. .....	\$1,358,404	\$1,363,430	\$5,026	.....
Valuation of all school property .....	30,386,248	30,147,589	.....	\$238,659
Time of school in days .....	178½	179	½	.....
<b>TEACHERS AND THEIR PAY.</b>				
Men teaching in public schools .....	7,850	7,978	128	.....
Women teaching in the same .....	22,311	22,589	278	.....
Whole number employed .....	30,161	30,567	406	.....
Number licensed by normal schools .....	835	863	28	.....
Licensed by State superintendent .....	1,108	1,043	.....	65
Licensed by local officers .....	28,218	28,661	443	.....
Employed for the full term .....	19,738	19,948	210	.....
Average annual salary of teachers .....	\$401 00	\$389 00	.....	\$12 00
Average monthly pay .....	44 92	43 44	.....	1 48
<b>INCOME AND EXPENDITURE.</b>				
Total receipts for public schools .....	\$12,110,904	\$11,793,628	.....	\$317,276
Whole expenditure for them .....	10,976,235	10,626,506	.....	349,729
Remaining on hand .....	1,134,669	1,167,122	\$32,453	.....
<b>STATE SCHOOL FUND.</b>				
Whole available State fund .....	\$3,130,763	\$3,156,063	\$25,300	.....
United States deposit fund, the interest of which is used for school purposes .....	.....	4,014,521	.....	.....

(Reports of Hon. Neil Gilmour, State superintendent of public instruction, for the two years indicated, and return.)

## STATE SCHOOL SYSTEM.

## OFFICERS.

For common schools, the State provides a superintendent of public instruction, elected by the legislature once in three years, with a deputy and several clerks for office work. For academic and collegiate instruction there is a board composed of the governor, lieutenant governor, secretary of state, and superintendent of public instruction, with 19 other persons elected for life service, the whole body being styled the Regents of the University of the State of New York.<sup>1</sup>

<sup>1</sup>Of this ideal university, the incorporated colleges of the State—literary, legal, and medical—are the departments, and the higher grades of union schools and recognised academies the preparatory schools.

School commissioner districts, composed of a county or part of a county, elect triennially a school commissioner to adjust the boundaries of minor districts, examine teachers, and supervise the common schools.

School districts, which are minor divisions of commissioner districts, at their annual meetings elect either a sole trustee for a year's service as overseer of district school interests or one member of a board of 3 trustees for 3 years' service. They also choose annually a district clerk, collector, and librarian. Two or more districts may unite to form a union school district, in which a board of education, composed of from 3 to 9 members, elected for 3 years' service, has charge of the schools of the whole district.

For school officers in cities, see City School Systems, further on. State, district, and city school officers make annual report respecting the interests committed to their care.—(School laws.)

#### OTHER FEATURES OF THE SYSTEM.

To encourage school districts to sustain public schools, the State grants aid from the proceeds of the common school fund, from those of the United States deposit fund, from such other funds as may be at its disposal for this purpose, and from a State tax. The rate of taxation was  $1\frac{1}{2}$  mills on the dollar in 1877,  $1\frac{1}{4}$  in 1878, and has been placed at 1.069 for 1879. The conditions of the grant are that in a county to be aided the State tax shall have been duly levied and fully paid in or accounted for to the State treasurer; that in a district there shall have been maintained for at least 28 weeks of the preceding year a common school or schools under a legally qualified teacher, and that report of the school or schools shall have been made, in accordance with law, to the proper officer. The basis of distribution to counties is their population; to districts, partly the number of children of school age and partly the average daily attendance of pupils in the public schools. Before each annual distribution, however, the money for paying supervising school officers is taken out, as also moneys for school libraries, for a contingent fund, and for Indian schools under the supervision of the State. The schools aided are free to all youths from 5 to 21 years old residing in the districts in which they are taught; but separate schools for colored and Indian youths may be established. A compulsory school law, passed in 1874 and amended in 1876, was meant to secure the attendance of all children between 8 and 14 years of age for at least 14 weeks in each year. It has, however, proved inoperative, only the cities of New York and Brooklyn having taken any effective steps for the enforcement of it up to the close of 1878. A law to secure libraries for school districts has proved almost equally inoperative, partly from the smallness of the State allowance for the purpose, partly from the absence of a requirement that the people should raise an equal sum, and partly from the permission given smaller districts to use the money for teachers' wages. Text books for public schools are designated in rural districts at the district school meeting; in cities and villages, by the boards of education. They may not be changed for 5 years after adoption, except by a three-fourths vote; but uniformity of books was not required in 1878, and much complaint was made of evils resulting from the want of it. The minimum of instruction prescribed includes spelling, reading, writing, English grammar, geography, and arithmetic; but provision is made for grading the schools and including higher studies in cities, villages, and union districts. Industrial or free hand drawing is required by a law of 1875 to be taught in cities, in union free schools, in incorporated free school districts, and in the State normal schools.—(General school law, edition of 1878.)

#### GENERAL CONDITION.

The report of State Superintendent Gilmour for 1878 indicates improvement in the schools at several important points, with room, however, for yet more. The increase in the number of children of school age, 29,022, is greater by 28,389 than that reported in the previous year; and though the gain in enrolment in the public schools, 8,337, is little more than a quarter of the increased school population, the rise of 18,069 in the more important matter of average attendance is in some fair proportion to it. The number of school districts diminished by 17, a part of these being absorbed in township districts, which offer greater advantages. The old log school-houses, as well as the stone and frame buildings, which many think equally uncomfortable, diminished in number, while durable brick structures have increased. As to teachers, there is a varied record. There were 123 more men and 278 more women, a total increase of 406. Of these 28 more were graduates of the normal schools, but the number holding high grade certificates from the State superintendent was 65 less, and the number licensed by local officers, whose examinations are generally less thorough, was greater by 443. It is feared, therefore, that on the whole there may have been some deterioration in quality. The State apportionment for the payment of teachers has been lessened at two successive sessions, and the risk has been incurred of driving out of an already underpaid profession the better class of teachers. In his efforts to secure better remuneration for teachers, improvement of their quality, and the general adoption of the township system, which would do much to effect the improvement sought, the superintendent has been only partially successful.

## NEW LEGISLATION IN SCHOOL MATTERS.

The only important legal changes affecting the schools in 1878 were the two following: First, the rate of the State tax for the encouragement of public schools was lowered from  $1\frac{1}{2}$  mills to  $1\frac{1}{4}$ , while the rate fixed in 1878 for the apportionment of 1879 was lower still, viz: 1.069 mills on the dollar. Next, the elections for school officers in districts with more than 300 school children were required to be by ballot; and the decision as to two candidates for the same office having an equal number of votes was directed to be made by the inspectors of election, or, in case of their failure to agree, by the clerk.

## INDUSTRIAL DRAWING IN THE SCHOOLS.

Circulars of special inquiry on this subject, addressed by Superintendent Gilmour to the officers of districts required to have it taught, elicited the information that in 1877-'78 the law was generally complied with. In some districts instruction in drawing was given in only one department; but in many it was made a part of the regular course in all the departments. In some schools pupils were required to attain a certain standard in drawing to entitle them to graduate. Some school boards employed special teachers; others had drawing taught by the regular teachers. In a few cases drawing was attended to in districts not under the provisions of the law. On the whole the results of the experiment are believed to have been good, and the study is said to be regarded with increasing favor, both by pupils and school boards. (State report.)

## KINDERGÄRTEN.

For information as to institutions of this class in New York, see Table V of the appendix following. Two free Kindergärten, however, both in New York City, seem to deserve special notice, one connected with the Anthon Memorial Church and the other established under the auspices of Prof. Felix Adler. Both offer the advantages of this excellent and comparatively expensive method of instruction to the children of the poor.—(Returns.)

## CITY SCHOOL SYSTEMS.

## OFFICERS.

No important change appears in the constitution of city boards of education from 1877 to 1878. As stated in the report for 1877, the interests of the public schools in each city are intrusted to such boards, the members of which in most cases are chosen by the people. In New York City, however, the governing board of 21 commissioners is appointed by the mayor, who also appoints 3 inspectors of schools for each of the 8 school districts into which the city is divided. These commissioners and inspectors serve for terms of 3 years each, one-third being liable to change each year. Every 2 years the board elects or reelects a city superintendent of schools, with 7 assistant superintendents, and every year it changes or reappoints 1 out of 5 trustees of schools originally appointed by it for each city ward. In all the school boards there is provision for partial annual change.

STATISTICS.<sup>a</sup>

Cities.	Population (census of 1875).	Youth of school age.	Enrolment in public schools.	Average daily at- tendance.	Teachers.	Expendi- ture.
Albany .....	86,541	37,000	14,094	9,076	247	\$214,867
Anburn .....	19,640	8,143	2,820	2,155	57	37,713
Binghamton .....	15,518	4,288	3,076	2,030	56	39,519
Brooklyn .....	482,493	164,250	93,323	50,695	1,396	1,103,358
Buffalo .....	184,557	52,000	23,905	14,792	457	810,407
Coboes .....	17,468	9,558	3,589	1,712	41	39,909
Elmira .....	20,436	9,732	4,305	3,132	78	60,757
Hudson .....	8,784	3,600	1,299	727	22	10,673
Ithaca .....	11,000	2,572	1,812	1,268	32	22,840
Kingston .....	8,000	2,838	1,023	1,351	38	23,788
Lockport .....	12,553	4,000	2,809	1,623	43	30,765
Long Island City .....	15,587	5,105	3,844	2,239	64	43,201
Newburgh .....	17,822	5,896	3,365	2,814	54	43,746
New York .....	1,041,886	375,000	208,823	128,559	3,455	3,375,746
Ogdensburg .....	10,368	4,073	1,917	1,112	28	14,338
Oswego .....	22,428	9,041	4,331	2,956	67	50,882
Poughkeepsie .....	20,022	6,000	3,911	2,186	66	39,909
Rochester .....	81,722	30,299	12,335	8,256	226	155,799
Schenectady .....	12,769	4,450	2,376	1,617	41	24,577
Syracuse .....	48,265	17,217	9,471	6,996	176	102,340
Troy .....	48,531	19,000	9,716	5,546	146	110,473
Utica .....	52,496	11,527	5,181	3,521	96	68,263
Watertown .....	9,992	2,809	2,088	1,400	48	38,289

<sup>a</sup> These statistics are from tables of the State report for 1877-'78, except those from Ithaca and Kingston, which are based on returns. The additional particulars following are from printed reports or returns to this Bureau. The expenditures represent the total given by Mr. Gilmour, less the amount remaining on hand in each case.



## ADDITIONAL PARTICULARS.

*Albany*, for 1877-78, reported 25 schools under the care of the school board. Of these 3 were strictly primary; 7 had primary and intermediate departments; 12, primary, intermediate, and senior; 2, intermediate and senior only; and 1 was a high school, with a full academic course, and an attendance in September, 1878, of 680 pupils. In all the schools under the city system the coeducation of the sexes has been for years the rule, and the results, both moral and intellectual, are reported to be excellent. Of the 25 school buildings the 8 of recent construction are reported to have the best arrangements for ventilation, heat, and light. Except in the case of the high school, the buildings are divided in each instance into rooms capable of seating 56 pupils under one teacher. Industrial drawing and the study of the theory of music were introduced during the year and became popular, special teachers being employed for both these studies. Two lessons of a half hour each were given weekly in drawing in the senior departments of the schools, 3 in the intermediate, and 1 daily in the primary. A system of drill in the theory and practice of music occupied ten minutes in each department daily. In both cases the ordinary teachers were first trained to do the ordinary work, the special instructors coming in for examinations and general exercises afterwards. The city night schools are reported to have been unsuccessful from the lack of good teachers. The number of pupils in private and church schools is given as 4,048, which, added to the 14,024 in city schools, made the school attendance only half the school population.

*Auburn* in 1878 had 10 school buildings, with seats for 3,272 pupils in the various grades from primary to high school; she employed special teachers of drawing and music, estimated her school property at \$130,200, and reported an attendance of 1,209 in private and church schools, in addition to the 2,820 in the city schools. No evening schools were maintained.

*Binghamton* in 1878 reported 8 public school buildings, with seats for 2,479 pupils; there are 12 grades in the schools, 7 of them for the usual school studies, the remaining 5 for those preparatory to and including high school work. There was no note of any special instruction in music or drawing, except as the latter appeared in a programme of studies for the senior department of the schools.

*Brooklyn* reported through her superintendent 56 public free schools, taught for 41 weeks and one day, under duly qualified teachers, of whom 27 held certificates from the State superintendent and 21 held normal school diplomas. Music and the principles of free hand and geometrical drawing were taught. Two truant schools were established in the autumn of 1878, and though the attendance enforced in them amounted to only 113 in all in that year, the effect upon the other schools was held to warrant the continuance of them. They have two teachers, with a superintendent of attendance and 5 attendance agents appointed in 1876. According to Superintendent Field, 91,487 children were taught in the city schools proper, which included 40 grammar, 5 primary, 4 colored, and 7 branch schools, while in 9 orphan schools, mainly under control of the board, were 2,082 more. Then there were 13 elementary evening schools, 2 of them for colored pupils, held from January 3 to February 21 and again from September 16 to December 20, 1878, enrolling 9,433 different pupils in the latter term, 4,180 of whom attended the entire term. There was also an evening high school which had 1,090 pupils under instruction during some portion of the same term, with an average evening attendance of 454.

*Buffalo*, with 52,000 youth of school age in 1878, had, besides the 21,905 pupils enrolled in the public schools, with an average attendance of 14,792, 9,077 children in private or parochial schools; 42 school-houses, 37 of them brick, 4 frame, and 1 stone; and school property valued at \$754,900.—(State report.)

*Cohoes* in 1878 had 8 buildings occupied by 33 schools, of which 26 were primary, 5 intermediate, 1 grammar, and 1 high. The grading was much improved during the year, with the natural result of greatly increased efficiency in school work. Music was taught in all the schools by one teacher, and drawing appears as one of the studies appointed for all the schools from the first primary grade to the close of the first year in the high school.

*Elmira* reports 9 school buildings, 2 used for primary school grades, 5 for primary and grammar schools, 1 for the high school, and 1 for an evening school. Sittings for primary pupils, 1,996; for grammar pupils, 1,343; for high school, 160; for evening school, 300. The evening school enrolled 180 pupils under 3 teachers and had 84 in average attendance.

*Hudson* reported 3,500 children of school age, of whom 1,299 were enrolled in the public schools; 727 in average daily attendance; 22 teachers; 700 pupils in private or parochial schools; 3 brick school-houses; school property valued at \$32,500; and \$10,673 expended for school purposes in 1878.—(Return.)

*Itaca* had 32 teachers, including a special teacher of music; 56 students in other than public schools, and 1,534 sittings for study. The year 1878 was one of continued success and prosperity in educational matters, with an increase over the previous year in point of attendance, enrolment, percentage of attendance on number belonging,





&c. Only 26 children between 8 and 14 years of age were reported out of school.— (City report, 1878, and return.)

*Kingston*, which reports only for the older part of the town, where there has been since 1863 a system of graded schools, had 2,838 youth of school age; 1,923 enrolled in the public schools, and 213 in private schools; an average attendance of 1,251; the attendance said to be the largest in the history of the schools; special teachers for music and drawing; 33 teachers; and school property valued at \$147,000.— (City report, 1878, and return.)

*Lockport* had 7 school buildings, with 2,448 sittings; special teachers of music, drawing, and penmanship were employed.

*Long Island City* reported 9 private schools, with 180 pupils; 7 public school-houses, 5 of them frame and 2 brick; and \$43,261 expended for school purposes.

*Newburgh* reports 6 school buildings and sittings for 1,998 primary, 560 grammar, 200 high school, and 200 evening school pupils. No mention is made of any special instructors in music, drawing, or penmanship. The evening school had 3 teachers; number of pupils not given.— (Return.)

The *New York City* report puts the number of schools and departments under the board of education for 1878 at 261, a decrease of 4 from 1877, resulting from discontinuing that number of evening schools. The arrangement of the different departments was the same as that given in the last report of the Commissioner; 15 corporate school associations, managing 47 schools, participated in the school fund.

Exclusive of 802 pupils in the Girls' Normal College, the whole number taught in all the schools, making no allowance for changes from school to school, was 263,371, which was 8,270 more than in 1877. The pupils were distributed thus: 72,157 in 104 grammar schools; 142,874 in 113 primary schools or departments; 2,071 in 5 schools for colored children; 22,798 in 47 corporate schools; 19,897 in 32 evening schools; 2,123 in the city normal college; 1,250 in the training department connected with that college, and 201 in the city nautical school. The nautical school is meant to train youths, under United States naval officers detailed for the purpose, in all the duties of seamanship, and to give them a good school education under the regular city teachers. The average attendance in all the schools for the year was 3,568 greater than in 1877. Sliding doors were introduced into the main rooms of the large grammar schools, by which means classes engaged in recitations were separated one from another. Latin and English literature, drawing, bookkeeping, phonography, German, French, and Spanish entered with other studies into the course of the evening high school. The College of the City of New York, which offers both high school and collegiate privileges to male graduates of the grammar schools had 807 in its 2 introductory classes for the year and 456 in its 4 college classes. A professorship of architecture and the arts of design was established in it in 1878.— (City report for 1878.)

*Ogdensburg*, in a written return, reports 9 different school buildings under the control of its school board, valued, with sites and furniture, at \$42,000. The schools were taught 198 days in 1878; estimated enrolment in private and parochial schools, 730.— (State report and return)

*Oswego*, also by written return, reports 15 public school buildings, with 3,800 sittings, valued, with sites, furniture, and apparatus, at \$175,097; the schools, classed as primary, grammar, and high, were taught 193 days; besides those in an evening school enrolling 249 scholars, it is estimated that there were 1,332 pupils in private and parochial schools.

*Poughkeepsie* made no report for the year beyond that contained in the State report and embodied in the table.

*Rochester* had in 1877-78, besides her free academy, 14 grammar, 10 intermediate and primary, 1 industrial, and 4 corporate schools. An increase of the average number belonging to the city schools and of the average daily attendance greater in 1877 and 1878 than in any two preceding years is reported by the superintendent as the best evidence of the prosperity of the schools; financially, however, he says, the schools have been running behind at the rate of about \$10,000 a year since 1875, although the cost per capita was less in Rochester than in 13 other cities mentioned. The general condition of schools is reported good; the class rooms are well furnished and properly equipped. Teachers' institutes were held every two weeks, the primary, intermediate, and grammar departments meeting in succession, and thus giving each department an institute meeting once in 6 weeks. The vote of the previous school board to discontinue the free academy aroused for its support so many citizens and taxpayers that it enjoys a new lease of life and usefulness.— (Report for 1877-78.)

*Schenectady* reported 9 school buildings, with 31 rooms and 1,944 sittings for 1877-78. Of the rooms, 14 were occupied by primary schools, 12 by intermediate, 2 by grammar schools, and the 3 remaining by a classical institute or high school. Oral examinations at the close of the school year were required for promotion from the lower grades; in those above, written examinations were held twice in each term, or six times a year, those maintaining a standing of 75 per cent. in each study being promoted. In the higher English grade, examinations at the close of each term, with

the regents' examinations and the daily marks, determined the question of promotion to the high school. This school offers 4 courses of study, each of 3 years, and a supplementary course of a year for young ladies. A night school was maintained 2 evenings a week for 13 weeks, with a teacher from the senior class of Union College and gratuitous aid from several ladies of the city. It enrolled 60 to 70 pupils of various ages, affording them an opportunity to study the common branches, at a total cost to the city of only \$84.50.—(Report for 1877-78.)

*Syracuse*, with 2 ungraded day schools and 1 ungraded evening school, had 17 primary, 16 junior, and 7 senior schools, besides a high school. The registration for 1878 was 206 greater than in 1877, but the average belonging was 151 less and the average daily attendance 78 less, due, perhaps, to a reduction in the teaching force, which gave an average of 10 more pupils to a teacher than for several previous years. The ungraded schools especially showed a greatly diminished attendance. In one of the school-houses of each ward sewing was successfully taught under the direction of a ladies' employment society, subject to the supervision of the board.—(Report for 1877-78.)

*Troy* having made no report to this Office for 1878, the statistics from the State report embody all the information in its possession.

*Utica* had in 1878 a total of 17 school-houses owned by the city, in which were 14 primary and 13 intermediate schools, besides an advanced, an academic, an ungraded, and an evening school, 31 in all. There were 37 primary teachers, 31 intermediate, 13 in advanced grades, 5 in the academic, 2 in the ungraded, and 3 in the evening school, with 1 special teacher of penmanship, 1 of music, 1 of drawing, 1 of French, and 1 of German. In each of the 4 kinds of schools, primary, intermediate, advanced, and academic, there are 4 classes or grades, though in the academic there is also a normal course which may be completed in 2 years. It includes all the academic studies of those years, but with Latin and Greek optional, the remaining 2 years being for students who desire to prepare for college.—(Report of 1878.)

From *Watertown* there is report of a school system of 8 grades below the high school, which includes 4 more, and which has 3 courses, 1 wholly English, 1 other with Latin, French, or German added, and a third with full Latin and Greek preparatory for college. Music was introduced at the beginning of the school year and drawing was continued. Efforts are in progress to introduce a new course of study, adopted in 1875-76, from which much improvement is expected.—(Report for 1877-78.)

## TRAINING OF TEACHERS.

### STATE NORMAL SCHOOLS.

During the spring of 1878, the legislature directed the State superintendent to revoke his order discontinuing the academic departments in 6 of the State normal schools. Although a committee of the legislature was still investigating whether these institutions are worth what they cost, the reports show that the normal schools did good work during the year, and that their usefulness and success were generally conceded. The 8 schools of the State, exclusive of the Normal College of New York City, had in 1877-78 a total of 5,522 pupils, an average attendance of 3,315, the number of graduates for the year being 280, and the whole number since the establishment of the schools, 4,191. The Girls' Normal College of New York made return of 2,497 pupils in the same year, 1,321 of them in the normal department, the remainder in the model school. The graduates in 1878 numbered 357. Total of pupils in all the schools, 8,019; graduates, 637.—(Report of State superintendent of public instruction for 1877-78 and return from New York City.)

The 8 State normal schools mentioned above are at Albany, Brockport, Buffalo, Cortland, Fredonia, Geneseo, Oswego, and Potsdam. The one in Albany has a 2 years' course, the others 2, 3, and 4 years' courses. The greater part of the graduates were from the Albany normal, that being the oldest; but in the other schools the graduates increase from year to year. The normal schools at Brockport, Geneseo, and Potsdam have normal, academic, intermediate, and primary departments; at Albany, normal, model, and primary; at Buffalo, normal, academic, and primary; at Cortland, normal, academic, intermediate, and primary; at Fredonia, normal, academic, senior, junior, and primary; and at Oswego, normal, junior, and primary. All these departments, except the academic and normal, may be classed under the head of training departments or practice schools, taught, except in Buffalo and Fredonia, by normal students. In Brockport and Fredonia the academic students pay tuition fees instead of teaching, but in the other schools no extra classes are formed. In 1877 it was stated that upwards of 60 per cent. of all the graduates from seven of these schools were teaching, while the statistics show that 88 per cent. of the graduates and a large majority of the undergraduates have taught.—(Speech of Hon. John F. Gilbert, of Franklin, before the assembly, March, 1877.)

## TEACHERS' CLASSES IN ACADEMIES AND ACADEMICAL DEPARTMENTS.

The regents of the university in 1878 designated 115 academies and academic departments of union schools to give free instruction in the science of common school teaching for ten weeks or more. The rate of compensation fixed by law was \$1 per capita a week, for not less than ten weeks, in classes of not less than 10 scholars. There were 2,336 persons attending these classes in 1877-'78, 838 men and 1,543 women. In many districts of the State these classes are visited by the school commissioners.—(State report for 1877-'78.)

## TEACHERS' INSTITUTES.

There were 73 institutes held in 58 counties of the State in 1877-'78, with an attendance of 13,354 teachers, an average of 230 to a county. The sessions were generally of one week, although in 8 counties there were two weeks' sessions, and an extra one week's session was held at Versailles for the benefit of the teachers on the Allegany and Cattaraugus Indian reservations. As the same teachers rarely attend the entire two weeks, Superintendent Gilmour advocates two sessions a year, of one week each, one in the spring and one in the fall. In this way he thinks more effective work may be accomplished. In 1877-'78 nearly constant employment was given to conductors of institutes, some giving their whole time to the work, so that better service was rendered than usual.—(State report for 1877-'78.)

## SCHOOL JOURNALS.

Much educational information is given to the public by the New York School Journal, published weekly in New York City, and by the monthly journals The New York Teachers' Institute, designed especially for teachers; The School Bulletin, published in Syracuse; and Barnes' Educational Monthly, issued simultaneously at New York and Chicago.

## SECONDARY INSTRUCTION.

## PUBLIC HIGH SCHOOLS.

According to the regents' report the number of pupils taught during 1877-'78 in academies and academic departments under the direction of the board of regents was 30,300. Reports from several cities of the State indicate a generally good attendance in the high schools. In Albany there was a large increase in enrolment in 1877-'78. In Ithaca the instruction for all the higher branches was more than self-supporting, while in Syracuse there were less absenteeism, less tardiness, and a larger number of graduates than in any preceding year. The evening high schools in Brooklyn and New York report excellent work done, the schools averaging respectively 1,090 and 1,115 diligent and appreciative pupils. The Brooklyn school has courses of lectures on astronomy, chemistry, natural philosophy, &c., given by prominent professors. The question of discontinuing the Rochester Free Academy having been extensively agitated, the voters and taxpayers of the city so generally came to its support that the new board not only rescinded the action of its predecessor in closing the school, but placed the academy on a firmer basis than before.—(Report for 1877-'78.)

## OTHER SECONDARY SCHOOLS.

For statistics of business colleges, private academic schools, and those devoted to the preparation of students for college, and preparatory departments of colleges, see Tables IV, VI, VII, and IX of the appendix following, and the summaries of these in the report of the Commissioner preceding.

## SUPERIOR INSTRUCTION.

## UNIVERSITIES AND COLLEGES.

There were 29 colleges reporting in 1877-'78 under the general direction of the board of regents. Five of these colleges, Elmira, Ingham, Rutgers, Vassar, and Wells, are exclusively for women, and 4, Alfred, Cornell, St. Lawrence, and Syracuse, give equal privileges to both sexes. The majority are under charge of some religious denomination, 9 being Roman Catholic, 4 Presbyterian, 3 Baptist, 2 Episcopal, 1 each Methodist-Episcopal, Universalist, and German-Lutheran; while 8 are non-sectarian. All seem to have classical courses, generally of 4 years; over one-half report regular scientific courses; 20 have either preparatory or academic departments, while 1 gives even primary instruction; 11 had opportunities for a commercial education; 8, special optional courses; 12, either theological schools or biblical instruction; 9, schools of art or design (in Syracuse University a 4 years' course in fine arts); 5, courses or schools of civil engineering; 7, observatories; 4, law, and 4, medical schools; 1 reports a literary, 1 a liberal, and 1 a philosophical course; 1, a school of mines; 4 have conservatories of music, while others teach vocal and instrumental music; and 10 have established graduate courses. In all the colleges French and German were taught; 4 teach

Hebrew, Italian, and Spanish; 6, Anglo-Saxon; 1, Arabic; and at Cornell University there is opportunity for instruction in both Oriental and Scandinavian tongues.

*Cornell University*, Ithaca (non-sectarian), reported 493 students for 1878, of whom 17 were graduate students, under 47 resident and 2 non-resident professors. Although the State College of Agriculture and the Mechanic Arts, and as such giving prominence to scientific studies, the university affords extended opportunities for study in other directions. Besides the courses in science, mathematics, and natural history, and the technical courses in agriculture, architecture, chemistry, and physics, civil and mechanical engineering, there is a 2 years' course preparatory to the study of medicine, a 2 years' course in history and political science, with regular 4 years' courses in arts, literature, and philosophy. Numerous optional studies are also provided. Students are now admitted without examination in geography, arithmetic, and English grammar on presenting a regent's certificate; a certificate of the State superintendent or the diploma of a State normal school or of an approved high school exempts physiology and plane geometry, and a diploma issued to the graduate of a high school or academy of New York State, exempts algebra also. The university library contains about forty thousand volumes.—(University register for 1878.)

In *Columbia College*, New York City, 14 scholarships were given throughout the course to students showing special proficiency. At the end of the course 2 three year fellowships, 1 in literature and 1 in science, were awarded to members of the graduating class selected by the faculty.—(Catalogue, 1877-78.)

The *University of the City of New York* offers 3 classical fellowships, good for one year after graduation.—(Catalogue, 1877-78.)

*Union College*, Schenectady, has a school of civil engineering, a department of general culture and art, one of chemistry, and one of natural history, and 2 graduate courses for law and medicine, in addition to the regular collegiate courses.—(Catalogue of 1878-'79.)

For names, locations, and statistics of colleges, see Table IX of the appendix following, and for a summary of their statistics, a corresponding one in the report of the Commissioner preceding.

#### COLLEGES FOR WOMEN.

Reports or returns were received for 1878 from 12 institutions for the higher education of women. Instruction in drawing, painting, music, and two or more modern languages was given in all but one of them, while several, in addition to the collegiate courses, had classes as low as primary. Apparatus for chemical and philosophical experiments was reported in 6 of these schools; 4 had natural history museums; 3, art galleries or collections of statuary; 3 had gymnasiums; 9, fine libraries; 3, astronomical observatories; and 6 confer diplomas or degrees.—(Returns and reports for 1877-78.)

For titles, location, and fuller statistics, see Table VIII of the appendix following, and for a summary of statistics, a like table in the report of the Commissioner preceding.

#### SCIENTIFIC AND PROFESSIONAL INSTRUCTION.

##### SCIENTIFIC.

In addition to the scientific courses in the colleges mentioned under Superior Instruction, there was a course in agriculture, architecture, civil engineering, and mechanic arts in Cornell University, with an attendance of 317 students in 1878. The *School of Civil Engineering*, at Union College, Schenectady, had a 4 years' course. The *School of Mines*, at Columbia College, New York City, offered 5 courses of study: mining engineering, civil engineering, metallurgy, geology and paleontology, and analytical and applied chemistry; each of these courses occupies 4 years, the instruction during the first term of the first year being the same for all students.

The *Cooper Union for the Advancement of Science and Art*, New York, reports 2,862 pupils in its free classes in art and science in 1877-78. Evening classes are taught, women being admitted to the lectures and scientific classes but not to the art classes, as there is a special day class for ladies. Certificates of proficiency are given for any of the subjects pursued; though the requirements were advanced in 1878, 623 certificates were granted. Lectures in geology were added to the usual scientific course, and free lectures were given in chemistry, elocution, English literature, natural philosophy, and rhetoric.

The *Kenselacr Polytechnic Institute*, Troy, continued its course in civil engineering, and also reported its facilities for teaching practical astronomy much increased through the purchase of a superior meridian instrument.—(Annual register, 1878.)

The *United States Military Academy*, at West Point, reported 283 cadets under 9 professors and 36 instructors during 1877-78. The 4 years' course in military tactics and engineering, in chemistry, mathematics, mineralogy, and modern languages, was continued as usual.—(Circular for 1877-78 and return.)

For statistics of the different scientific schools, see Table X of the appendix, and the summary in the report of the Commissioner preceding.

## THEOLOGICAL.

Theology was taught in 13 schools reporting for 1878. The different denominations represented were Baptist, Roman Catholic, Episcopalian, Lutheran, Presbyterian, 2 of each; Universalist, United Presbyterian,<sup>1</sup> and non-sectarian, 1 each. In 6 of the schools there was a 3 years' course; in 1, a 2 years' course; in 2, a 4 years' course, while one of the Roman Catholic schools had a 4½ years' course and ordained 24 young men in 1878.

The *Rochester Theological Seminary* has a German department, in which the students who desire to preach to the German Baptists of America can have a 4 years' course in addition to a full or partial course in the usual studies.—(Catalogue, 1878.)

*Union College*, Schenectady, through the liberality of three prominent citizens, founded 3 lectureships—2 on theological subjects and 1 on hygiene. Two fellowships, of \$10,000 each, have also been endowed for the purpose of encouraging special merit and for the pursuit of higher theological culture.

For statistics of theological schools, see Table XI of the appendix following, and the summary in the report of the Commissioner preceding.

## LEGAL.

For many years graduates of certain law schools in New York State have been admitted to the bar without examination. Under the permission given to the court of appeals by the legislature, a series of general rules has been promulgated, providing that a person must first be admitted an attorney before he can become a counsellor; that he must pass three years in preliminary study, one year of which must be in the office of a practising attorney of the supreme court and two years may be in a law school—a reduction of one year, however, being made in the case of college graduates over 18; that he must then present himself at a general term of the supreme court and “must sustain a satisfactory examination upon the law of real and personal property, contracts, partnership, negotiable paper, principal and agent, principal and surety, insurance, executors and administrators, bailments, corporations, personal rights, domestic relations, wills, equity jurisprudence, pleadings, practice, and evidence, and the rules of the court,” conducted by the judges or by a committee of three lawyers appointed by the court; that if the examination is favorably reported upon he may receive a license to practise as an attorney, being permitted to practise as a counsellor also, except in certain specified courts; that for two years after being admitted as an attorney he must either practise law as an attorney's clerk or otherwise, or must attend a law school before presenting himself for examination to practise as a counsellor, which examination must also take place before the court or an examining committee.

Reports were received from 4 law schools, 2 of them having a 2 years' course of study, and 2 a 1 year's course. In 2 no preliminary examination was required; in 3 moot courts were held each week.

The *Albany Law School* adheres to its 1 year's course of study, with a previous course of reading in a law office, although beginners are not excluded.

The *Columbia College Law School*, New York City, admits all graduates of literary colleges without examination; other candidates must be 18 years of age and have an academic education, including a knowledge of Latin. Students who are not candidates for a degree, however, are not examined in Latin. The course of study occupies 2 years, and there were 436 students reported in 1878 and 190 graduates at the close of the year.

The *University of the City of New York* has a course of 2 years. No examination for admission is required.

In the *Law Department of Hamilton College* there is a course for college graduates of 1 year; of a year and a third for others.

For statistics of law colleges reporting, see Table XII of the appendix following, and the summary of it in the report of the Commissioner preceding.

## MEDICAL.

Preparatory study, though generally recommended, is rarely insisted upon for admission to most of the medical colleges of the State, but some institutions—the Eclectic Medical College of the City of New York, the United States Medical College at New York City, the New York Medical College for Women, the Woman's Medical College of the New York Infirmary, the Albany Medical College, and the College of Medicine of Syracuse University—require a preliminary examination equivalent to the academic examination of the board of regents. Candidates for graduation must show that they have attended a 2 or a 3 years' course of lectures<sup>2</sup> and have studied medicine 3 years. In 4 colleges, the Albany Medical, Bellevue Hospital, Columbia College

<sup>1</sup>The Newburgh Theological Seminary, which was temporarily suspended by the synod on October 7, 1878.

<sup>2</sup>Three years in at least the College of Medicine of Syracuse University and the Woman's Medical College of the New York Infirmary.



medical department, and that of the University of New York, there were courses in the spring in addition to the regular winter's course, attendance upon which was generally optional. There was also a graduate course in the University of New York. After an attendance of one regular session the graduate of a recognized medical college may obtain a certificate to the effect that he has passed an examination in special branches. The College of Physicians and Surgeons instituted a system of examinations by several physicians in all branches taught during the year and required each student to take a course in dissection. The Eclectic Medical College of New York City reported 25 graduates in 1878 from its 3 years' course. This college requires a preliminary examination in the English branches. The College of Pharmacy had 65 graduates from its 2 years' course.—(Regents' report for 1877-'78, report of University of New York for 1878-'79, and returns.)

For statistics of these colleges, see Table XIII of the appendix following, and the summary thereof in the report of the Commissioner preceding.

## SPECIAL INSTRUCTION.

### EDUCATION OF THE DEAF AND DUMB.

The following 6 institutions are authorized by law to receive and instruct deaf-mutes under appointments from the superintendent of public instruction or certain local officers: The *New York Institution for the Instruction of the Deaf and Dumb* (1), which had 535 pupils under instruction, 333 of whom were State pupils; the *New York Institution for the Improved Instruction of Deaf-Mutes* (2), founded in 1867 in New York City, with 115 in attendance in 1878; *Le Couvent St. Mary's Institution for the Instruction of Deaf-Mutes*, at Buffalo, 132 pupils; the *Central New York Institution for Deaf-Mutes*, at Rome, reporting 130 inmates; the *St. Joseph's New York Institution for the Improved Instruction of Deaf-Mutes*, at Fordham, with 190 pupils, an increase of 40 since 1876-'77; the *Western New York Institution for Deaf-Mutes*, Rochester, which at the end of its second year, 1878, had 111 pupils. In all these institutions the common school branches were taught, sometimes drawing, and generally articulation and lip-reading. All except the one founded in New York in 1867 had instruction given in various industries. The New York institution (No. 1) has adopted the policy of congregating all children under 12 years of age into families numbering about sixty, the children being under female care and influence, the number in the larger buildings to be limited to 300. With this object in view a farm in Tarrytown has been bought and buildings were to be erected as needed. The Central New York school was erecting, in December, 1878, a new building for its primary department. The Western New York Institution was moved into new quarters, in 1878, on the east side of the Genesee River, and was reported to be in a very flourishing condition.—(Report of superintendent of public instruction for 1877-'78 and returns.)

### EDUCATION OF THE BLIND.

The *New York Institution for the Blind*, New York City, reported 200 pupils in September, 1878. Of this number 175 were State pupils and the other 25 were apparently from New Jersey. There are 3 departments of instruction, literary, mechanical, and musical, special attention being given to fitting the children to become music teachers. The boys receive daily instruction and have daily practice in tuning pianos.—(State and superintendent's reports for 1878.)

The *New York State Institution for the Blind*, Batavia, reported 189 pupils in 1878 and 425 admitted since September, 1868. Common and high school branches are taught and instruction is given in various industries. The tuning and repairing of musical instruments is also attended to.—(Return for 1878.)

### EDUCATION OF FEEBLE-MINDED CHILDREN.

The *New York Asylum for Idiots*, Syracuse, reported in 1878 an average attendance of 265 inmates, and the establishment, as an experiment, of a custodial home for adult imbeciles who were to be instructed in various industrial occupations.—(New York Year Book of Education.)

From the *Idiot Asylum*, Randall's Island, no report has been received for 1878.

### EDUCATION IN MUSIC.

The New York College of Music is reported to have had over 100 pupils under instruction in 1878.

### INDUSTRIAL AND REFORMATORY INSTITUTIONS.

Information was received from 58 industrial schools, orphan asylums, and miscellaneous charities, in which 11,558 children were taught the common branches of education and some industrial employments. Nineteen of these institutions were in New York City, the others scattered throughout the State. In a few, where there were infants, Kindergarten training was given. Included in the total were 2 industrial schools

in Brooklyn, under charge of the Ladies' Aid Society. The one in Poplar street had 114 pupils in 1873, with an average attendance of 35; the other, in Van Brunt street, 250 children, with an average attendance of 67 to October 1, 1878, and of 93 to November 1, 1878.—(Returns or reports for 1878.)

Reports or returns were received from 7 reformatory institutions, the *New York State Reformatory*, Elmira; the *New York House of Refuge*, Randall's Island; the *House of the Holy Family Association for Befriending Children and Young Girls*, New York City; the *Western House of Refuge*, Rochester; the *House of the Good Shepherd*, Stony Point; *Home for Fallen and Friendless Girls*, New York, and the *New York Catholic Protectory*, Westchester County, which had in 1878 a total of 4,308 inmates. Instruction was given them in the common school branches, and in the school at Elmira phonography was taught. The girls were taught sewing and some household employments, the boys and men different trades and industries.—(Returns and reports for 1878.)

#### TRAINING SCHOOLS FOR NURSES.

The school in Bellevue Hospital, New York City, incorporated in 1874, had 55 women connected with it in 1878, and graduated 13 nurses in the spring of that year. It sends out every 6 months a class of trained women, either for the work of private nursing or for continued connection with the school as nurses and aids to pupils of the second year in private cases. Each graduate receives a certificate of ability and good character signed by the physicians of the committee and by the superintendent. To prevent fraud and to keep up the interest in the school, these certificates must be renewed at fixed periods. The pupil nurses attend operations, learn cookery for the sick, the art of ventilation, &c.—(From address delivered by General Eaton on Training Schools for Nurses before the Washington Training School for Nurses.)

The St. Mary's Free Hospital for Children, in New York City, had 7 girls in 1878 training to become nurses. The House of the Good Shepherd, Syracuse, also reported a small training school for nurses.—(Returns for 1878.)

#### ART EDUCATION.

The opportunity for an elementary training in art is given at the *Cooper Union*; for those desiring a fuller course, the art classes of the *Brooklyn Art Association* furnish ample opportunity. The *Course in Architecture*, at Cornell University; the *College of Fine Arts*, in Syracuse University; and the *School of Design*, at Vassar College, attract many students. In New York City the *Palette Club*, the *Art Students' League*, the *Art Schools of the National Academy of Design*, the *Society of Decorative Art*, and the *Ladies' Art Association* afford instruction in the different branches of art. In the Ladies' Art Association the classes are taught painting, drawing from life and from cast, painting on China, enamel and underglaze, the principles of design, coloring of photographs, and art industrial drawing. In the children's classes, the rudiments of free-hand and mechanical drawing, the practical use of the brush, the qualities of pigments, the principles of form and color, and their application to manufactures have been successfully taught for the past two years.

#### EDUCATIONAL CONVENTIONS.

##### ASSOCIATION OF SCHOOL COMMISSIONERS AND CITY SUPERINTENDENTS.

This convention was held at Utica February 19–21, 1878. The address of welcome was delivered by J. C. P. Kincaid, president of the board of education. The subject of the "American school system" was treated by John Kennedy, of New York, and that of "Our public school system" by C. W. Bardeen. Mr. J. H. Hoose, PH. D., of the Cortland Normal School, presented a paper on the present state of the common schools of New York. A considerable portion of the sessions was devoted to considering the feasibility of the township system. Resolutions were adopted to present a bill to the legislature for establishing a township system of public schools in the State. Commissioner Andrews read a paper which showed that in certain districts the provisions of the law in regard to a uniformity of text books had been carried out. He also said that some of the commissioners desired a State, others a county, commission to enforce this uniformity. He hoped that, in justice to those carrying out the provisions of the present law, no change would be made for at least five years. Resolutions were adopted to the effect that the question of secondary or higher education should be left to the localities interested, and that advanced schools should be continued, as their influence in raising the standard and promoting the efficiency of rudimentary schools far outweighs the expense of maintaining them. Mr. Andrew McMillan, the president, was reelected for the ensuing year, and it was decided to hold the next meeting in Ithaca on the third Tuesday of February, 1879.—(School Bulletin, March, 1878.)

##### STATE TEACHERS' ASSOCIATION.

This association met in Albany July 9–11, 1878. In his address of welcome, C. P. Easton, president of the Albany board of education, said that by the aid of the ballot

the high school in Rochester had been reëstablished, and that this victory would further the cause of higher education elsewhere. The president of the association urged the need of industrial art education, and regretted the separation of education and religion. Reports from the different committees on education dwelt upon the need of greater facilities for the training of professional teachers and for the free attainment of a higher education. Education, it was urged, is in its infancy, and in order to secure improved methods certain fundamental principles must be accepted by the teacher, viz: The real should be presented to the senses when studied or taught; the subjects of study should be so arranged as to have the simple before the complex; pupils must be taught to think, reason, and work for themselves. Superintendent Kiddle and others who discussed the subject argued that compulsory education is impracticable, unnecessary, and unjust. Other questions discussed were "To what extent the State shall educate;" "Methods of instruction in arithmetic;" "The present status of the township question;" "Reform spelling;" and "Who shall examine candidates for licenses to teach?" In this latter paper President Hunter argued that teachers should be examined at the State normal schools instead of by the district commissioners. A finely illustrated lecture on the Yellowstone Park was then listened to with evident interest. After short addresses by the president elect and others, the association adjourned to meet at Penn Yan in the third week of July, 1879.—(School Bulletin, August, 1878.)

## UNIVERSITY CONVOCATION.

The sessions were held in Albany commencing July 9, 1878. The question of the regents' higher examinations was first broached. Professor North wished these examinations open to college graduates teaching in the State. Vice President Russel, of Cornell, favored the proposal that those who pass the regents' advanced examinations be considered as fitted for any New York college. Secretary Woolworth agreed with him, and stated that it was generally admitted that in the branches embraced in the preliminary examinations the State had made more progress in its schools than any other State in the Union. Principal Benedict, of the Rochester Free Academy, said that, although some studies might be neglected in the schools in preparing for the regents' examinations, yet the pupils who passed were 100 per cent. better fitted for high school work than those he used to receive. A resolution was passed that holders of regents' certificates who have taught three years should be entitled to a State certificate. President Seelye, of Smith College, read a paper on "College education of women," in which he opposed the coeducation of the sexes, citing many facts in support of his position.—(School Bulletin, August, 1878.)

## OBITUARY RECORD.

## SUPERINTENDENT JOHN O. COLE.

Judge Cole was born at Sharon, Conn., October 5, 1793. He came early to New York State, and in 1806 was a printer in Albany. He was appointed a justice of the civil court in 1821, and elected police magistrate in 1823, a position which he held, except for five years, 1840 to 1845, until 1870, also serving in other important positions during this period. For forty years he labored with untiring vigilance for the improvement and completion of the Albany public school system, holding the offices of school commissioner, member, secretary, and president of the board of public education, and, later, superintendent of schools. Before he died, January 4, 1878, he had seen the fulfilment of his best plans and the realization of his most cherished hopes.—(Albany Evening Journal, January 4, 1878, and The School Bulletin, January, 1878.)

## PROF. E. R. PEASLEE.

For a notice of Professor Peaslee, see New Hampshire Obituary Record, to which the matter has been transferred as the place of his early residence and on account of his connection with Dartmouth College.

## MILTON G. POTTER, M. D.

Professor Potter died at his home in Buffalo on January 28, 1878, aged 35 years. He was professor of anatomy at the Buffalo Medical College and also dean of the faculty. The effort to fulfil the duties of this double position brought on an attack of nervous prostration at the end of the course in 1875-76. He rallied later and commenced the course in the summer of 1877, but, again overcome, he died just in the prime of manhood. As a physician he had a fine position; as a surgeon he was cool, clear headed, sagacious in diagnosis, and prompt in execution.—(Buffalo Medical Journal, March, 1878.)

## PROF. C. F. HARTT.

Professor Charles Frederic Hartt, of Cornell University, died March 18, 1878, of yellow fever, at Rio Janeiro, Brazil, where he had been for some time in charge of the

Brazilian geological survey. Professor Hartt, born August 23, 1840, at Fredericton, New Brunswick, received his early training under the supervision of his father in the Horton Academy at Wolfville, Nova Scotia, and graduated in 1860 at Acadia College, in the same place. From early youth he devoted himself to geological investigations, and made such important discoveries of fossil land plants and insect remains in the Devonian rocks of Nova Scotia and New Brunswick as to attract the attention of Professor Agassiz, the elder, who induced him to enter the Museum of Comparative Zoölogy at Harvard as a special student in geology. Here he remained from 1862 to 1865, spending his vacations in successful geological work in his former fields. When Agassiz visited Brazil in 1865, young Hartt went as the geologist of the expedition, and spent several months in a critical examination of the Brazilian coast from Rio de Bahia, exploring the rivers and extending his researches over a wide inland area. To settle doubts arising in the study of his notes and specimens, he made a second private visit to the Brazilian coast in 1867. On his return, he devoted himself for some months to lecturing upon his favorite theme in schools, becoming professor of natural history in Vassar College; in 1868 he accepted the professorship of geology and paleontology at Cornell University. Two more expeditions to Brazil were undertaken in 1870 and 1871, in which he was accompanied by some of his students from Cornell. The results of these and of his former expeditions were given to the world in different forms, especially in his *Geology and Physical Geography of Brazil*, published in 1871, and in his Lowell lectures in 1872. Obtaining a limited leave of absence from his university duties, he returned to Brazil for the fifth time in 1874, was made there chief of a geological survey of the empire, and from the exposures, labors, and discouragements connected with this, met his death, having first accomplished, however, an immense amount of work.—(Cornell Review, March, 1878.)

PROF. ALBERT E. CHURCH, LL. D.

This American officer and mathematician was born in Salisbury, Conn., in 1807; graduated at West Point in 1828; served, while lieutenant of artillery at the Military Academy, as assistant professor and as acting professor of mathematics, and in garrison at Newport and Boston harbors; resigned in 1838, and was appointed professor of mathematics in the United States Military Academy. He was a member of several scientific associations and the author of valuable mathematical works especially prepared for the use of the cadets. He died at West Point, March 31, 1878, after forty years of service as an able and efficient instructor.—(New-England Journal of Education, April 4, 1878.)

MISS CATHERINE E. BEECHER.

This distinguished lady, not the least remarkable of a very noted family, was born at East Hampton, N. Y., September 6, 1800, and died of apoplexy at Elmira, N. Y., May 12, 1878. Meeting with a great sorrow in early life, Miss Beecher determined to give her whole life to benefit other persons, and in 1822 she opened a school for young ladies at Hartford, Conn., which soon numbered from 100 to 160 pupils. Recognizing the deficiencies of existing text books, she prepared for use in her own school an arithmetic, a work on theology, and one on mental and moral philosophy. This last, though never published, has been printed and used in one of the colleges for young men. In 1832, she established and superintended an institution for female education in Cincinnati. For thirty years she organized in the West and South educational societies and institutions for the training of teachers. During the same period she prepared various works for the press and contributed largely to several periodicals.—(New York Semi-Weekly Tribune, May 14, 1878, and Georgia Republican, June 4, 1878.)

DR. JOHN W. ARMSTRONG.

This gentleman, one of the best teachers in New York, was born in Woolwich, England, September 20, 1812. In 1824 his father moved to Quebec, where the son began his academic studies; entering Cazenovia Seminary in 1837, he was in 1850 appointed to the chair of sciences. Later he became principal of the Susquehanna Seminary at Binghamton, of Amenia Seminary, of Falley Seminary, at Fulton, and of Gouverneur Seminary. In 1841 he was ordained a minister in the Methodist Episcopal Church, occasionally preaching in different pulpits while acting as a teacher; in 1865 he became head master and teacher of sciences in the State Normal School at Oswego, remaining there until 1869, when he became principal of the State Normal School at Fredonia, N. Y., where he remained until his death, August 12, 1878. Dr. Armstrong received the degree of A.M. from Wesleyan University and that of D.D. from Genesee College. He was a man of rare intellectual endowments, and a student in the highest sense of the term.—(The School Bulletin, September, 1878.)

PRESIDENT JOHN H. RAYMOND, LL. D.

Dr. Raymond was born in New York March 7, 1814; graduated at Union College; studied law, but after his conversion studied at Hamilton for the ministry; appointed

tutor, then professor of rhetoric and of English literature in Madison University, he occupied later the same position in the University at Rochester; in 1855 he became president of the Brooklyn Polytechnic Institute; and in 1864 was elected president of Vassar College, where he remained until his death, August 15, 1878. As a student he excelled in the languages, belles lettres, and metaphysics; as president of Vassar he achieved his highest fame and greatest usefulness, the institution owing much to his industrious fidelity, his organizing power, and his high ideal of female education.—(National Baptist, Philadelphia, August 22, 1878.)

CHRISTOPHER R. ROBERT.

This gentleman, who was for over half a century a prominent merchant and philanthropist in New York, died suddenly in Paris, October 27, 1878, while on his homeward way from Europe, where he had gone for his health. He gave freely of his ample means to societies and institutions engaged in Christian education, and helped many students through college and seminary. For several years after the close of the war he aided the cause of education in the South by carrying on an important school in extensive hospital buildings, which he had purchased for the purpose, on Lookout Mountain, Tenn. As the total expenditures for this school exceeded the receipts by about \$50,000, while protracted litigation prevented the accumulation of endowments and the erection of contemplated permanent buildings, Mr. Robert, with the advance of years, declining health, and a natural wish to use benevolent funds to the greatest advantage, felt constrained to close the school in June, 1872. He sold the property and transmitted the proceeds to the trustees of Robert College, near Constantinople. This college, completed in 1870, has 18 acres of land on the shores of the Bosphorus; its buildings are of stone and iron, with room, day scholars included, for from 275 to 300 students. Mr. Robert gave \$100,000 towards the establishment of this institution, and from time to time about \$50,000 more. His will makes a bequest to the college of from \$60,000 to \$70,000, his entire gift exceeding \$200,000.—(New-England Journal of Education, November 21, 1878, written returns, Robert College Catalogue, and Lookout Mountain School Catalogue, 1866 to 1872.)

CHIEF STATE SCHOOL OFFICERS.

Hon. NEIL GILMOU, *State superintendent of public instruction, Albany.*

[Second term, 1877-1880.]

Hon. ADDISON A. KEYES, *assistant superintendent, Albany.*

OFFICERS OF THE BOARD OF REGENTS OF THE UNIVERSITY.

Name.	Post-office.
Hon. Erasmus C. Benedict, LL. D., chancellor.....	New York.
Hon. Henry R. Pierson, LL. D., vice chancellor.....	Albany.
Hon. Samuel B. Woolworth, LL. D., honorary secretary.....	Albany.
Hon. David Murray, LL. D., secretary and treasurer.....	Albany.
Daniel J. Pratt, PH. D., assistant secretary.....	Albany.

<sup>1</sup>A newspaper slip credits Mr. Robert with bequeathing property to the amount of \$500,000 to Robert College, the validity of which bequest the heirs are said to be now contesting.

## NORTH CAROLINA.

## STATISTICAL SUMMARY.

	1876-'77.	1877-'78.	Increase.	Decrease.
<b>POPULATION AND ATTENDANCE.</b>				
White children of school age (6-21) .....		273,767		
Colored children of school age .....		148,613		
Total of school age .....	408,296	422,380	14,084	
White children enrolled .....		146,681		
Colored children enrolled .....		81,411		
Total enrolment .....	201,459	228,092	26,633	
Average attendance of white children .....		82,054		
Average attendance of colored children .....		50,499		
Total average attendance .....	104,173	132,553	28,380	
<b>SCHOOL DISTRICTS AND SCHOOLS.</b>				
Number of districts .....	5,718	6,218	500	
Public school-houses .....		3,342		
Schools for white children .....	2,885	3,388	503	
Schools for colored children .....	1,550	1,761	211	
Total of schools taught .....	4,435	5,149	714	
Average length of term in days .....		46		
Estimated value of school property .....		\$157,921		
<b>TEACHERS AND THEIR PAY.</b>				
White men teaching .....	1,193	1,844	651	
White women teaching .....	376	642	266	
Colored men teaching .....	535	875	340	
Colored women teaching .....	278	361	85	
Total number of teachers .....	2,382	3,722	1,340	
Average monthly pay .....		\$23 18		
<b>RECEIPTS AND EXPENDITURES.</b>				
Receipts for public schools .....	\$406,447	\$452,516	\$46,069	
Expenditures for public schools .....	289,213	324,287	35,074	
<b>SCHOOL FUND.</b>				
Amount of available school fund .....		\$112,000		

(From report and return for 1877-'78 of Hon. John C. Scarborough, State superintendent of public instruction.)

## STATE SCHOOL SYSTEM.

## OFFICERS.

For the State there is a superintendent of public instruction and a board of education, composed of the State executive officers, including the superintendent, who is its secretary. All are elected by the people for four years.

The local officers are, in counties, a board of education, composed of the county commissioners and a county examiner appointed by them; in districts, school committees of 3 persons, elected biennially by the county boards, which, by law of 1877, take the place of the old township school committees.—(State constitution and school laws.)

## OTHER FEATURES OF THE SYSTEM.

The schools are sustained by State and local funds, which are apportioned to each county according to the number of children between 6 and 21 years of age, to be determined by the annual school census in each district. Schools receiving public aid must be public schools and open to all youth of school age, provided that the two races are never to be taught in the same school. The money for each race is kept separate, and it is forbidden to use that apportioned to one for the benefit of the

other. If the State funds be insufficient to maintain one or more schools in each district for 4 months in the year, a special tax to supply deficiencies may be levied by the county commissioners, provided that the question shall have been first submitted to a vote of the qualified electors.

Teachers are examined by the county examiners of each county, who are authorized to grant certificates of first, second, or third grade: the first to those qualified to teach classes in the higher branches of English, the second to those who can teach the "ordinary" branches, and the third to those qualified to teach primary classes only. School committees have authority to employ and dismiss teachers and to determine their pay, provided that those who hold certificates of the first grade shall not receive out of the public funds more than \$2 a day, those holding second grade certificates, \$1.50, and those holding third grade certificates, \$1.—(School laws, 1877.)

#### GENERAL CONDITION.

The statistics show an increase during the year 1878 in the school population, enrolment, and average attendance, in the number of school districts and of schools taught, in the number of teachers, white and colored, and in the receipts and expenditures for school purposes.

Aid was received from the Peabody education fund in the sum of \$4,100. The two normal schools received \$500 each, and the remainder was distributed, in sums varying from \$200 to \$600 each, to graded schools which complied with the rules established by the agent of the fund.—(State report.)

#### CHANGES RECOMMENDED IN THE SCHOOL LAW.

The State superintendent recommends the following among other changes in the school laws: That the laws relating to the State normal schools be so amended that the schools shall admit women on equal terms with men; that county school authorities be required to make provision for holding county teachers' institutes, and that public school teachers be encouraged to attend them; that the appropriations for public schools be increased so as to sustain one school in each district four months in the year, as the State constitution requires; and that the people in any school district be permitted to vote an additional tax upon themselves, to supplement their apportionment from the State and county fund, for the purpose of sustaining schools more than four months.—(State report.)

### CITY SCHOOL SYSTEMS.

#### LEGAL PROVISIONS.

The school law provides that every township of the State having within its limits a city of 5,000 inhabitants and upwards may, by vote of the qualified electors thereof, levy an annual tax, not to exceed one-tenth of 1 per cent. on the value of property and 30 cents on the poll, for the support of one or more graded schools. Neither the number of cities in the State which have availed themselves of this permission, nor the statistics of schools in them, can be given, as reports of city public school systems are lacking. There is, however, a circular giving an outline of the course of study for the Raleigh public schools. These are controlled by a district school committee, assisted by a principal and corps of teachers, and are classed as primary and grammar, the former grade comprising 4 years, the latter, 3.—(Laws of 1877.)

### TRAINING OF TEACHERS.

#### NORMAL SCHOOLS AND NORMAL COURSES.

The normal schools reporting for 1878 are the University Normal School, Chapel Hill; State Colored Normal School, Fayetteville; Lumberton Normal School, Lumberton, and Trinity College Normal School, Trinity College.

The *University Normal School* appears to be an extended teachers' institute. Its second session, held from June 18 to July 26, 1878, is reported to have been exceedingly successful. Care was taken to secure instructors noted not only for learning, but for skill in normal teaching. Special attention was given to the elementary branches; but Latin, algebra, and chemistry were also taught. The attendance was much larger in 1878 than in 1877, the total enrolment being 402, of whom 190 were women, though the law provides for men only. The attendance was increased by reduced rates of railroad travel to students, and also by the offer of aid to those unable to defray their own expenses; 83 students received such assistance, of whom 56 were men and 27 women. It was applied almost entirely to travelling expenses, and amounted to the sum of \$833.94, of which \$641.09 were paid out of the Peabody grant.—(State report.)

The *State Colored Normal School*, organized in September, 1877, had, during its first year, an attendance of 114, including 72 men and 42 women. The law apparently

excludes women from this school also, but by special permission of the State board of education a limited number have been received, although many have been refused and those admitted were compelled to pass a more rigid examination than that required of men. The scholarship demanded for admission and for graduation is not so high as could be desired, but it is all that is practicable at present. Instruction is begun in the rudiments and continued as far as the 3 years' course will allow. Aid is received from the Peabody fund and tuition is free.—(State report.)

The *Lumberton Normal* is also for the training of teachers for the colored schools. Its course of study comprises 4 terms of 5 months each, taken from the spring and summer months, in order to give students an opportunity to teach a portion of the year.—(Printed circular and return.)

Provision has been made by the legislature for a normal institute in connection with *Trinity College*. It was in operation 4 weeks during the summer of 1878, and was attended by 220 students.—(Return.)

Normal courses are reported in connection with *Bennett Seminary*, Greensboro, and *Shaw University*, Raleigh.

## SECONDARY INSTRUCTION.

### PUBLIC HIGH SCHOOLS AND PRIVATE ACADEMIC SCHOOLS.

Information respecting the public high schools of this State is wanting. For statistics of private academic schools, see Table VI of the appendix, and a summary of this in the report of the Commissioner preceding.

## SUPERIOR INSTRUCTION.

### COLLEGES FOR YOUNG MEN OR FOR BOTH SEXES.

The State University, Chapel Hill, provides classical, scientific, philosophical, normal, legal, and medical instruction. A school of medicine has been added since the last report (1877). Instruction is offered free of charge to all worthy young men without means.

Six other universities and colleges report for 1878. All have preparatory departments or courses, and classical courses of 4 years; Davidson and Trinity add scientific courses; Rutherford and Trinity, departments of law; and Trinity, a department of theology. Five are under the control of religious denominations, 2 belonging to Presbyterians and 1 each to Baptists, Lutherans, and Methodists South.

For names and statistics, see Table IX of the appendix, and for a summary of statistics, a corresponding table in the report of the Commissioner preceding.

### SUPERIOR INSTRUCTION OF YOUNG WOMEN.

Three institutions for the superior instruction of women report for 1878, namely: Greensboro Female College, Greensboro; Chowan Baptist Female Institute, Murfreesboro; and Thomasville Female College, Thomasville. All have a full collegiate course and are authorized to confer degrees. For statistics of these, see Table VIII of the appendix, and for a summary of these statistics, a corresponding table in the report of the Commissioner preceding.

## SCIENTIFIC AND PROFESSIONAL INSTRUCTION.

### SCIENTIFIC.

The *State University* provides special facilities for practical training in scientific branches, particular regard being had to those relating to agriculture and the mechanic arts. The regular course covers 4 years and leads to the degree of B. S. There is also a shorter optional course in agriculture, designed for students whose time and means are limited. The university has an agricultural experiment station, created by an act of March 12, 1877, at which soils, fertilizers, and chemicals are tested, the quality and germinating power of seeds determined, and the means of exterminating insects injurious to vegetation examined and reported on.

Instruction in scientific branches is also given in the School of Natural Science and of Engineering at *Trinity College* and in *Davidson College*, where a 3 years' course in science is provided.—(Catalogues.)

For statistics, see Table X of the appendix, and summary of this in the report of the Commissioner preceding.

### PROFESSIONAL.

Instruction in *theology* is given in Biddle University, Charlotte (Presbyterian), Shaw University, Raleigh (Baptist), and Trinity College, Trinity College P. O. (Methodist Episcopal South). The theological department of Biddle University comprises a 3 years' course of study and students are received without other literary qualification



than a knowledge of the common English branches. From 2 to 3 years are required to complete the theological course at Trinity College. The requisites for admission to this course or to the theological course at Shaw University are not stated, but the standard of each is supposed to be like that of Biddle University, both being yet in their infancy and both being for colored pupils.—(Catalogues, 1877-78.) For statistics, see Table XI of the appendix, and the summary of this in the report of the Commissioner preceding.

The schools of *law* reporting are those connected with the State University and Trinity College. At the State University there are two classes, one pursuing the study in connection with a collegiate course, and an independent one having no connection with other university classes. To complete the course for the independent class usually requires 2 years. It does not appear that any examination is required for admission. Particulars of the course at Trinity College are not given in the report.—(Catalogues of State University and Trinity College.) For statistics, see Table XII of the appendix.

The only provision for *medical* instruction in this State appears to be the new medical school of the State University, where the usual "regular" medical course is provided. Special attention is to be given here to practical instruction in anatomy, by dissection and the use of models. The sessions of the school are to begin and end with those of other departments of the university.—(University report, 1878-79.)

### SPECIAL INSTRUCTION.

#### EDUCATION OF THE DEAF AND DUMB AND THE BLIND.

The North Carolina Institution for the Deaf and Dumb and the Blind, Raleigh, had under instruction during the years 1877 and 1878 a total of 263 youths, of whom 156 were in the deaf and dumb and 107 in the blind department. Of the whole number 90 were colored; and for these there is good accommodation in a separate building. The literary branches taught in the institution are reading, writing, spelling, arithmetic, geography, grammar, and the sciences. There are also classes in Latin and in law. The employments for the blind are mattress, broom, and basket making and chair seating; for the deaf, thus far, only shoemaking.—(Catalogue and return, 1878.) For statistics, see Tables XVII and XVIII of the appendix, and summaries of these in the report of the Commissioner preceding.

### EDUCATIONAL CONVENTION.

#### ORGANIZATION OF A STATE TEACHERS' ASSOCIATION.

From the State superintendent's report, it appears that the teachers in attendance at the University Normal School during the summer of 1878 organized a North Carolina Teachers' Association. They also took steps towards the formation of county associations throughout the State, and appointed a committee to study the public school system and devise remedies for its defects.—(State report, 1878.)

### CHIEF STATE SCHOOL OFFICER.

Hon. JOHN C. SCARBOROUGH, *State superintendent of public instruction, Raleigh.*

[Second term, 1879-1881.]

## OHIO.

## STATISTICAL SUMMARY.

	1876-77.	1877-78.	Increase.	Decrease.
<b>POPULATION AND ATTENDANCE.</b>				
White youth of school age (6-21).....	1,004,145	1,018,789	14,644	.....
Colored youth of school age (6-21).....	23,103	23,174	71	.....
Whole number of school age.....	1,027,248	1,041,963	14,715	.....
Whites in public schools.....	715,405	730,365	14,960	.....
Colored in public schools.....	6,835	9,829	2,994	.....
Whole number enrolled.....	722,240	740,194	17,954	.....
Average daily attendance.....	448,100	465,372	17,272	.....
Pupils in private schools.....	10,767	23,121	12,354	.....
<b>SCHOOL DISTRICTS AND SCHOOLS.</b>				
Township districts.....	1,347	1,347	.....	.....
Subdistricts in these.....	10,721	10,769	48	.....
City, village, and special districts....	632	651	19	.....
District divisions in these.....	714	743	29	.....
School-houses in township districts....	10,744	10,791	47	.....
School-houses in city, village, and special districts.....	1,172	1,188	16	.....
Whole number of public school-houses.....	11,916	11,979	63	.....
Whole number of public school rooms.....	15,504	15,671	167	.....
Number used for elementary schools.....	14,949	15,139	190	.....
Number used for high schools.....	555	532	.....	23
New school-houses built.....	490	481	.....	9
Cost of new school-houses built.....	\$803,146	\$843,822	\$40,676	.....
Value of all public schools and grounds.....	21,145,527	21,329,864	184,337	.....
Average time of schools in days.....	155	155	.....	.....
<b>TEACHERS AND THEIR PAY.</b>				
Male teachers in public schools.....	10,855	11,099	244	.....
Female teachers in public schools.....	12,148	12,292	144	.....
Whole number employed.....	23,003	23,391	388	.....
Number of teachers permanently employed.....	8,336	8,525	189	.....
Teachers in primary and grammar schools.....	22,292	22,680	388	.....
Teachers in high schools.....	711	711	.....	.....
Teachers in schools for colored youth.....	180	262	82	.....
Teachers in private schools.....	182	225	43	.....
Monthly pay of men.....	\$37-\$77	Av'rage \$59	.....	.....
Monthly pay of women.....	\$26-\$58	Av'rage \$41	.....	.....
<b>INCOME AND EXPENDITURE.</b>				
Whole receipts for public schools.....	\$7,875,904	\$7,841,911	.....	\$33,993
Whole expenditure for them.....	8,036,621	7,995,125	.....	41,496
<b>STATE SCHOOL FUND.</b>				
Amount of permanent school fund.....	Not given.	Not given.	.....	.....

(Report of Hon. James J. Burns, State commissioner of common schools, for the school year ending August 31, 1878, the report containing also the statistics of the previous year.)

## STATE SCHOOL SYSTEM.

## OFFICERS.

For the State, there is a commissioner of common schools elected by the people for 3 years, with a State board of examiners appointed by the commissioner for a term of 3 years, which issues life certificates to teachers found on examination to possess the requisite qualifications.

The local officers comprise county boards of examiners of 3 members, appointed by the probate judge of the county, and boards of education for cities, villages, and special districts, elected by the qualified voters. There are also, in cities and in villages of not less than 2,500 inhabitants, boards of examiners appointed for 3 years by the boards of education to inspect the schools and grant teachers' certificates.—(School laws, 1873.)

## OTHER FEATURES OF THE SYSTEM.

A sufficient number of schools must be established to provide for the free education of all the youth of school age in the State, and they must be taught not less than 24 nor more than 44 weeks during the year. Boards of education must also establish in children's homes and county infirmaries schools for the education of the children therein, when requested to do so by the governing bodies of such homes or infirmaries; and such schools are to be continued each year until the share of school funds apportioned to said children on the basis of the enumeration shall have been expended. Boards of education are authorized to establish schools of higher grade at their discretion; also, evening schools in districts composed, wholly or in part, of cities or incorporated villages. Separate schools for colored children are allowed. German is to be taught at the request of 75 freeholders of the school district. Teachers cannot be legally employed unless they present certificates of qualification and good moral character from a board of examiners having competent jurisdiction. The establishment of libraries is encouraged. Children between 8 and 14 must attend the public schools at least 12 weeks in each school year unless specially excused or taught elsewhere.

The schools are sustained by a State tax of 1 mill on the dollar of valuation, by local taxation, and by the income from the common school fund. The State funds are apportioned among counties in proportion to the enumeration of youth of school age in each; and districts which fail to make such enumeration are not entitled to their share. The amount of local taxation in each district is fixed by the board of education therein, who estimate the sum necessary for prolonging schools and for all other school expenses. This amount is assessed by the county auditor on the taxable property of the district, but the rate must not exceed 7 mills on the dollar.—(School laws, 1873.)

## GENERAL CONDITION.

The statistics for 1877-78 indicate that considerable educational progress was made at nearly all points. There were 14,644 more white and 71 more colored children enumerated than in 1877, with an increase in enrolment of 14,960 white children and 2,994 colored in the public schools, and 12,354 more in private schools, making the total increase in all schools more than double the increase of youth of school age. And, better still, the additional average attendance in the public schools almost equalled the additional enrolment and considerably exceeded the increase in school population. Notwithstanding this extra number of pupils and an increase of 388 teachers, the expenditures were \$41,496 less than in the previous year. In the colored schools there were 82 more teachers; in private schools, 43 more. While the high schools had only the same number of instructors as in 1876-77 and were reported to have 23 fewer school rooms in use, the elementary schools had 388 more teachers and 190 more school rooms. There was no change in the number of township districts, but there were 48 additional subdistricts. The branches of study were unaltered, but there were far more pupils reported in German, drawing, and vocal music, and fewer in botany, chemistry, composition, general history, moral and natural philosophy than in 1877. Six additional colleges and universities reported and one more normal school, the increase in attendance at these institutions indicating a desire on the part of the people for a higher and better education. The commissioner says that the colored people are not of one mind respecting mixed schools, fearing that to involve white teachers exclusively. The secretary of the board of examiners reports that applicants for life certificates must now pass an examination in fifteen fixed branches instead of eighteen as before; they are allowed to select, from a list of seventeen, four other branches to make up the nineteen required by law. He adds that the number of persons holding life certificates in Ohio is small and is decreasing every year; since 1864 only 188 such certificates have been issued.—(State report, 1878.)

## OTHER TOPICS TREATED.

Commissioner Burns devotes considerable space to the defects of the subdistrict schools, calling attention to the generally expressed opinion that no progress has been

made in the past two or three decades in this class of common schools. In 14 counties of the State the average attendance in these schools was less than 20 pupils; in about 50 counties, less than 25; and in 8 counties only did this attendance exceed 30, while in 400 districts there was an enumeration of less than 25. The school-houses, too, were often not suitably located or arranged; the course of study was defective; the two terms a year were frequently taught by different teachers, one having no knowledge of what the other had done. Under this system the township has a two-headed control which often produces a contest of authority and leaves important work undone, with little hope of improvement as long as the ungraded subdistrict schools and their petty school boards shall be continued. The remedy for these evils, Mr. Burns believes, is to place the schools of a whole township under control of a board of education, elected by the people for this special work, with the powers and duties of a board of education in a village, and then to do away entirely with subdistrict schools. This, he thinks, will benefit the schools, improve the instruction, increase the attendance, and make the supervision more effective.

Mr. Burns considers county supervision, too, a valuable part of the machinery for managing a system of rural schools in a successful manner. The chief faults of these schools—unsystematic management, small attendance, and instruction not adapted to the needs of pupils—might be corrected if there were county supervision.

Respecting compulsory education, the superintendent expresses the hope that some means may be devised to strengthen or supplement the powers of boards of education and thus enable them to prevent truancy. The youthful idlers on the streets of towns and cities he would have gathered up by somebody and compelled to do something. It is better to rescue them before they are in a state to be sent to the reform schools; to teach them that society is stronger than they are, and that, without injuring them, it will use its strength to protect itself.—(Ohio school report, 1878.)

#### KINDERGARTEN TRAINING.

Returns were received from 10 Kindergärten, 4 of them at Cincinnati, one being connected with the Cincinnati Orphan Asylum; 4 at Cleveland, one a charity institution under charge of the Young Ladies' Temperance League; 1 at Toledo; and 1 connected with the Ohio Central Normal School at Worthington. The children admitted to these schools are from 3 to 7 years of age—in the school at Toledo from 4 to 6 years is the limit—and they are taught from three to three and one-half hours a day. These schools all have the usual appliances and apparatus for this method of teaching, and the children are taught some or all of Fröbel's gifts and occupations.—(Returns for 1878.)

#### CITY SCHOOL SYSTEMS.

##### OFFICERS.

Under a general State law, city boards of education have city superintendents to supervise the schools and city examiners to test the qualifications of candidates for teacherships.

##### STATISTICS. *a*

Cities.	Estimated population.	Youth of school age.	Enrolment.	Average daily attendance.	Teachers.	Expenditure.
Akron .....	17,060	4,429	2,747	2,160	52	\$44,586
Canton .....	12,500	3,787	2,108	1,469	41	25,777
Chillicothe .....	15,000	3,404	1,844	1,401	43	31,291
Cincinnati .....	300,000	91,683	530,059	24,066	605	699,588
Cleveland .....	142,444	45,364	22,104	15,713	390	413,532
Columbus .....	51,484	14,246	7,816	5,559	143	164,709
Dayton .....	35,000	11,063	5,671	4,193	120	154,843
Hamilton .....	15,000	5,560	1,817	1,462	31	30,654
Mansfield .....	10,000	2,821	1,744	1,321	33	27,101
Newark .....	11,000	3,654	1,709	1,259	28	25,504
Portsmouth .....	12,000	3,474	2,190	1,623	42	62,513
Sandusky .....	17,500	7,122	2,576	1,808	48	81,675
Springfield .....	20,000	5,212	2,520	1,891	49	58,617
Steuenville .....	13,500	4,598	2,354	1,816	48	56,277
Toledo .....	65,000	15,456	7,753	4,764	180	181,840
Youngstown .....	18,000	4,769	2,080	1,396	37	47,299
Zanesville .....	20,000	5,497	3,006	2,235	65	44,846

*a* The figures for population are taken from written returns, except in the cases of Cincinnati, Newark, Springfield, Steuenville, and Zanesville, which are from printed reports; the other statistics come from the State report.

*b* Exclusive of 3,705 in night schools.

## ADDITIONAL PARTICULARS.

*Akron* reported its schools in a highly satisfactory condition, the increased attendance in all grades in 1877-78 requiring 3 new schools. In regularity of public school attendance, Akron ranks the first of 22 cities and towns of the State. There were 6 private schools reported, with 350 sittings. During 1877-78 the course of study in use for ten years was changed: botany and physics were dropped from the grammar school course, and geology and zoölogy from the high school; the study of government was restored to the high school course, and Latin was made an optional study. The appointment in 1877 of a special teacher for drawing and writing caused marked progress in those branches; a teacher of music was also employed. The high school graduates its pupils in 3 years; but if a sufficient number desire to take a more extended course, a fourth year's class may be formed for trigonometry, logic, moral science, geology, &c.—(Akron report for 1878.)

*Canton* makes return of 30 day and 2 evening schools, with 1,856 sittings for study. Special teachers of German, music, drawing, and penmanship were employed; 4 private schools reported.

*Chillicothe* showed an increase of 163 children of school age since 1877; private and parochial schools contained 350 pupils; primary, grammar, and high schools had from 43 to 46 teachers, 1 of them a special teacher of German.—(Ohio school report and return for 1878.)

*Cincinnati* reported in 1877 a reduction of \$64,087 on the expenditures of 1876; and notwithstanding \$57,230 paid for school buildings, with extra money appropriated for the library and for work sent to the Paris Exposition, the net increase in expenditure in 1878 was less than \$40,000, there being a reduction at all points at which economy could be applied without impairing efficiency. The growth of the schools in general was in excess of that of the population. Fifteen night schools, 3 of them for colored children, reported an increase of 94 pupils; of the 41 public schools, the 9 for colored children rapidly increased in usefulness and showed better work and more pupils; the deaf-mute school, with its 24 pupils, gave satisfaction; the normal had 19 fewer scholars than in 1876-77, but graduated 63 pupils, and added a German-English department to the course; the high school reported an increase of 131 scholars and a graduating class of 87. The schools were divided into district schools, five annual grades; intermediate, three grades; and high, four. Object lessons, drawing, penmanship, music, and German were taught with marked success in some of the grades. German is an elective study, but 53 per cent. of the scholars enrolled take it under 136 teachers, 29 of whom teach German only. Much attention within the last four years has been given to system, order, and neatness, and the result is said to be elevation of the moral tone of the scholars, improvement in scholarship, and better preparation for the duties of life. Reports from the public library place the number of books and pamphlets at 111,850, of which 10,537 were received in 1877-78; the average daily issue of books was 1,107; of periodicals, 1,101. The exhibit sent from the Cincinnati public schools to the Paris Exposition was made without special preparation, yet it received both a gold and a silver medal.—(City report for 1878.)

*Cleveland* had 45 school buildings, with 18,881 sittings for study; a normal school, with 56 sittings; and 2 night schools, with 10 teachers; special teachers were employed for drawing, elocution, German, music, and penmanship, at salaries ranging from \$800 to \$2,100. The total value of school property was \$1,663,035.—(Return.)

*Columbus* reported 116 schools, with 6,852 sittings; 4 teachers, for special branches; and a Saturday normal school, with an enrolment of 70 pupils and an average attendance of 59. The course of instruction includes the theory and practice of teaching, mental science, music, and drawing. The high school reported 14 teachers and 484 pupils; a 4 years' course; much progress in model drawing and drawing from the plaster cast; the introduction during the year of projection drawing;<sup>1</sup> great improvement in spelling and penmanship, but less in reading; and the work done in the school the most satisfactory for the last six years. Considerable improvement was made throughout the schools in reading music and in the quality of tone in the class singing. The librarian of the public library reports more volumes issued from the school board department than from all the others combined, the reason being that the newest publications on art, education, literature, history, travels, poetry, and fiction are furnished by the board, and the library is largely used by the children and their parents.—(Report for 1877-78.)

*Dayton*, according to a return for 1877-78, had the usual 3 grades, primary, grammar, and high, in 12 different school buildings, with 5,627 sittings; a city normal school, under charge of 1 teacher; evening schools, with 5 teachers; and special instructors for music and penmanship.

The superintendent of the *Hamilton* public schools reports that of late years the progress in the schools has been steady and sure; that the school enumeration for 1877-78 was about 37 per cent. of the whole population; that, with a constantly in-

<sup>1</sup>It is to be regretted that the evening art school held in former years had to be omitted during 1877-78.

creasing enrolment, the tardiness diminishes year by year; that seven years ago a daily attendance of only 67 was secured out of every 100 pupils enrolled, while in 1877-78 the daily attendance was 77 per cent. of the total enrolment; that there were 5 school buildings, with 1,816 sittings, and three or four parochial schools, with an enrolment of about 1,000 pupils. Drawing and music were taught in all the grades; and advancement in music was noticeable in all the classes, while some of the drawings were nearly faultless. The German-English department was continued, and contained about 40 per cent. of the total enrolment.—(Report for 1877-78.)

*Mansfield* had 6 school buildings, with 1,962 sittings; a city normal school; special teachers for music, drawing, and penmanship; and 135 children taught in private schools.—(Return.)

The *Newark* biennial report showed a gratifying improvement in the efficiency of the teaching force, in the enrolment, and in attendance, and a large decrease in tardiness. There were 3 grades of schools, primary, grammar, and high, each with a 4 years' course, and both sexes were educated together. There were also evening schools organized for 3 months. The principal of the high school, principal of German, teacher of penmanship, and teacher of the school for colored children were the only men employed in the schools, the other 34 teachers being women.—(Report for 1877-78.)

*Portsmouth* reported 6 school buildings, with 2,020 sittings, in 1877-78; a new school-house, with 12 rooms; a gradual increase in enrolment and attendance for the last 3 years; a total of 231 colored children in the schools enjoying the same advantages as the whites and making rapid advancement during the last 3 years, showing, however, considerable irregularity in attendance; the adoption in some of the primary schools of the phonic method in reading; 386 pupils studying German in the schools; and both drawing and singing taught by the regular teachers.—(Report for 1877-78.)

*Sandusky* had 13 school-houses, with 2,680 sittings. Drawing and penmanship were taught by the regular teachers, while for German special teachers were hired. The normal school was discontinued for a year or more; there were 800 pupils enrolled in the parochial and private schools.—(Return.)

*Springfield* had for 1877-78 6 school-houses, with 47 rooms, exclusive of those used only for recitation, and school property valued at \$200,000.—(State report, 1878.)

*Steuensville* had also 6 school-houses, with 32 rooms, and school property estimated at \$109,000.—(State report, 1878.)

*Toledo* reported 23 school-houses, with 6,500 sittings; special teachers for French, German, and drawing; an enrolment of about 2,000 pupils in private schools; and an estimated value of \$551,000 in school property.—(Return.)

*Youngstown* had 7 school-houses, with 33 rooms for study, and school property valued at \$138,562.—(State report, 1878.)

*Zanesville* reported 19 school-houses, with 65 rooms; \$1,445 were paid during the year either for erecting or purchasing school-houses.—(State report, 1878.)

## TRAINING OF TEACHERS.

### NORMAL SCHOOLS AND NORMAL DEPARTMENTS.

The schools which send catalogues or returns for 1877-78 are the Northwestern Ohio Normal, Ada; the Geneva Normal, Geneva; the National, Lebanon; the Mansfield Normal, Mansfield; the Western Reserve, Milan; the Ohio Central, Worthington; the Ohio Free Normal, Yellow Springs. There are also normal and training schools in the cities of Cincinnati, Cleveland, Columbus, and Dayton, belonging to the public school system and sustained by public school funds. The Cincinnati school reported 27 students for 1878, in charge of 9 instructors; 63 graduates, about one-fourth of them teaching; a 1 year's course; and a model school. The Cleveland Normal had 8 instructors and 62 pupils; 7 training schools in charge of training teachers; a 2 years' course of study; and 24 graduates, all engaged in teaching. The Columbus Normal enrolled 70 students, and had 59 in average attendance, mainly pupils of the senior and junior classes of the high school. The Dayton school, with a 1 year's course of study, had 15 pupils, 4 resident teachers, and 13 graduates, 8 of whom were teaching.—(Reports and returns.)

The *Northwestern Ohio Normal School*, Ada, reported 477 pupils; a 4 years' course of study; 19 graduates, of whom 16 were teaching; and a library of 1,100 volumes, 300 of them added during the year.—(Return, 1878.)

The *Geneva Normal School* reported 6 instructors and 137 pupils in 3 courses of study, a classical, an English, and a teachers' course, of 4, 3, and 2 years, respectively. There is also a commercial department connected with the school. All students who complete any course of study and whose average at the examinations is not under 65 per cent. receive certificates of graduation.—(Report, 1878, and return.)

The *National Normal School*, Lebanon, had 1,036 pupils in the normal or teachers' department, and 437 other students, all in charge of 17 teachers. The courses are a

preparatory, of 6 months, and a scientific and a classical, of one year each, which together graduated 68 pupils. There was also a business course, which graduated 90 pupils in 1877-78. Certificates or diplomas are given at the end of the collegiate and business courses and to those who have completed the junior year of study, but a further examination is necessary before the students can teach in the city or State schools.—(Twenty-third annual catalogue and return.)

The *Mansfield Normal College* was organized in September, 1878, and a return for the fall term reported 100 students and 11 instructors, 7 of them non-resident. The full course occupies 4 years, one year each preparatory and classical and two years for the scientific branches. A Kindergarten is connected with the college.—(Prospectus and return.)

The *Western Reserve Normal School*, Milan, reported 199 students, a lady principal and 3 female teachers, and a 4 years' course of study, designed especially to fit teachers for the district schools.—(Catalogue, 1877-78.)

The *Ohio Central Normal School*, Worthington, which is open to both sexes on equal terms, reported at the end of its seventh year, 1878, a total of 121 teachers graduated during those years. In 1877-78 there were 177 normal students, 95 of them young men. The full course of study occupies 3 years, and the catalogue says that a larger percentage of the graduates from this school receive State certificates than from any other normal school in the State. The metric system is taught in connection with the English system in all the departments; physical culture receives special attention through daily gymnastic exercises. The Kindergarten training class continued its summer sessions in Worthington and its winter sessions in Cleveland, where the training class had an opportunity to observe the workings of one of the best systems of graded schools in the United States.—(Calendar for 1878-79.)

The *Ohio Free Normal School*, Yellow Springs, connected with Antioch College, reports 19 students, 8 males and 11 females. The 5 instructors were teachers in other departments of the college. The course occupies 2 years and the students receive certificates on graduation.—(Return for 1878.)

#### NORMAL COURSES IN COLLEGES.

Teachers' or normal courses appear for 1878 in Farmers' College, College Hill; Heidelberg College, Tiffin; Hiram College, Hiram; Mount Union College, Mount Union; Muskingum College, New Concord; Rio Grande College, Rio Grande; Scio College, Scio; and Wilberforce University, Xenia.

#### SPECIAL NORMAL INSTRUCTION.

The usual summer school for industrial art study, and more especially for teachers of drawing, was advertised to be held in the summer of 1878 at Columbus. A four weeks' normal institute opened at Sidney July 15, 1878, with 42 teachers and a prospect of large increase in numbers.

The summer institute of the Ohio Central Normal School was held in July, 1878. In addition to the regular classes in the common and higher branches, courses of lectures were given in physics, chemistry, art education, primary teaching, Kindergarten instruction, botany, and geology. A class in practical surveying and a teachers' class for the discussion of methods of teaching and the theory of education were formed. The meeting was larger than ever before, and there were 34 graduates, including 11 Kindergarten teachers.—(Pennsylvania School Journal, May, 1878; Educational Weekly, April, 1878; and Ohio Educational Monthly, August, 1878.)

#### TEACHERS' INSTITUTES.

During 1877-78 institutes were held in 86 counties at a cost of \$22,535. There were 296 different speakers and an aggregate of 11,466 members. The State commissioner urges that, as many of those who attend the sessions are young people who desire to teach, and as the institute is the sole method of reaching the mass of teachers, it is necessary to have the sessions as long as possible, to encourage practical instruction and to attract the old fogy teachers who now remain away. The commissioner was unable to visit all the institutes, but he says there cannot be two opinions in regard to the value of the work done in these conventions.—(State report, 1878.)

#### EDUCATIONAL JOURNALS.

The Ohio Educational Monthly, published at Salem by Hon. W. D. Henkle, formerly State commissioner of common schools, continued during 1878 to present much matter in relation to the government of schools, different methods of teaching, and high school training, this last being the great question of the year. From the same office comes Notes and Queries, a paper which also gives valuable educational items.

The Library and School, published monthly at Columbus from February, 1879, is also a useful adjunct to the Ohio Educational Monthly in the cause of higher education.

## SECONDARY INSTRUCTION.

## HIGH SCHOOLS.

There were 532 high schools reporting for 1877-'78, with 27,056 pupils. These numbers show a slight decrease in enrolment since 1876-'77, yet the reports of the different city superintendents give a very satisfactory record of their respective schools. These officers agree that the high school is necessary for all classes; the State commissioner also warmly advocates high school instruction; and State Attorney General Pillars, after a thorough examination of the subject, concludes that the framers of the State constitution intended to provide for schools beyond the common schools, and that boards of education may lawfully establish high schools with such courses of instruction as in their judgment the public good may seem to require.—(State report for 1878 and city reports.)

## OTHER SECONDARY SCHOOLS.

The tables of the State report show an increase, since 1877, in the number of colleges and private schools not receiving anything from the common school fund. In 1878 there were 23 (excluding normal schools), with 86 teachers and 1,939 pupils.—(State report for 1878.)

For statistics of secondary institutions reporting to this Bureau, such as business colleges, private academic schools, preparatory schools or preparatory departments of colleges and universities, see Tables IV, VI, VII, and IX of the appendix, and the summaries of these in the Commissioner's report preceding.

## SUPERIOR INSTRUCTION.

## COLLEGES FOR YOUNG MEN OR FOR BOTH SEXES.

The State superintendent gives statistics from 28 universities and colleges reporting to him in 1878, against 22 in 1877, with a gain in instructors of 62 and in students of 1,872. Of the 5,984 students attending in 1878, there were 1,543 women, and of the 2,210 students pursuing regular courses in 22 of these colleges, 356 were women. Twenty-seven of the 28 colleges report the number of students graduated by them in 1878 as 348, of whom 267 were men, 67 women, and 14 not classified.

Reports for 1878 received at this Office from 34 universities and colleges show 8 to be non-sectarian, while 1 does not report on this point; the other 25 are distributed among the different churches as follows: Methodist Episcopal, 5; Presbyterian, 3; Baptist, United Brethren, Evangelical Lutheran, and Friends, 2 each; Presbyterian and Congregational, combined, 1; and 1 each of Protestant Episcopal, Roman Catholic, Jewish, Universalist, Congregational, Disciples, Reformed, and New Church. All but 8 admit young women as well as men; nearly all have preparatory courses covering from 2 to 4 years; all but 1 have the usual classical course of 4 years; and 28 have also scientific courses covering in most cases 4 years, while philosophical courses are added in 2, English in 3, ladies' and literary in 3, and Latin-scientific in 1. Ten have departments or courses in music; 10, in theology; 2, in medicine; 1, in law, and 11 in the art of teaching.—(Catalogues and returns.)

The above summary includes the institution formerly known as the Agricultural and Mechanical College, now called the *Ohio State University*, its name having been changed by order of the legislature in 1878. It was founded in 1873 on the congressional land grant, and has been hitherto supported almost entirely by the income arising therefrom. The only appropriation yet made to it by the State was \$4,500 to equip a school of mines and mining engineering; but it has also granted the university certain unsurveyed and unentered (and up to this time unproductive) lands in the Virginia military district. Besides its special scientific courses, others covering 4 years are provided which lead to the degrees of bachelor of arts and bachelor of science; but it would appear that a portion of this time must necessarily be devoted to preparatory work, since the examination for admission is only in English branches.—(Report of university, 1878.)

The *Hebrew Union College* (Jewish), Cincinnati, was organized in 1874, with a preparatory department only. It is intended to organize a collegiate department, the course in which is to cover 4 years and to comprise Jewish theology and history, Shemitic philology and literature, especially Hebrew, Aramaic, Syriac, and Arabic. Tuition is free.

For the names, locations, religious denominations, and statistics of the institutions reporting, see Table IX of the appendix following, and for a summary of statistics, a corresponding table in the report of the Commissioner preceding.

## SUPERIOR INSTRUCTION OF YOUNG WOMEN.

Besides the facilities for superior instruction offered women in common with men in a majority of the universities and colleges, there are a number of institutions for



women exclusively, 10 of which report for 1878. Three of these are authorized to confer collegiate degrees, and nearly all have a 4 years' course of study. All but 1 are under the influence of some religious denomination, 4 being controlled by Presbyterians, 2 by Episcopalians, 2 by Methodists, and 1 by Baptists.

For names, location, and statistics, see Table VIII of the appendix, and for a summary of statistics, a corresponding table in the report of the Commissioner preceding.

## SCIENTIFIC AND PROFESSIONAL INSTRUCTION.

### SCIENTIFIC.

Besides the general scientific courses that are provided by nearly all the colleges and universities, as already mentioned, more special scientific instruction is furnished by the State University in its schools of exact sciences and of natural history. The first embraces mathematics, civil engineering, physics, mechanical engineering, chemistry, mining, and metallurgy; the latter, botany, zoölogy, geology, and agriculture. From these studies, courses covering 4 years have been arranged that lead to the degrees of civil engineer, mining engineer, and mechanical engineer; also, a special course of 3 years in agriculture. The department of mining and metallurgy, established in 1877, was put in successful operation during 1878. By action of the legislature the subject of military drill was made optional, thus changing essentially the status of the military department. About half the young men in the university elected the drill for the year 1878.

For statistics, see Table X, and a summary of this in the report of the Commissioner preceding.

### PROFESSIONAL.

The provision made in Ohio for *theological* instruction, as reported for 1878, comprises 7 independent institutions, besides theological departments or courses in 10 colleges and universities. The denominations controlling these schools were as follows: Roman Catholic, Methodist, and Lutheran, 3 each; Presbyterian, 2; Protestant Episcopal, Congregational, New Church, Disciples, Reformed, and United Brethren, 1 each. The greater number have courses of at least 3 years and an examination more or less strict for admission. Lane Theological Seminary, Cincinnati (Presbyterian), Union Biblical Seminary, Dayton (United Brethren), and the theological department at Oberlin (Congregational) require for admission a collegiate training, or else an examination showing candidates to be well prepared for the theological course. For statistics, see Table XI of the appendix, and a summary of this in the report of the Commissioner preceding.

*Legal* training is given in the Law School of the Cincinnati College, the only school of law reporting in the State. It has a 2 years' course of study, to which students are admitted without examination. There was an attendance of 118 students in 1877-78, of whom 56 were graduated.—(Return.) For further statistics, see Table XII of the appendix, and summary of this in the report of the Commissioner preceding.

The "regular" *medical* schools reporting for 1877-78 are the Medical College of Ohio, the Cincinnati College of Medicine and Surgery, and Miami Medical College, at Cincinnati; the Cleveland Medical College, the medical department of Western Reserve College, and the medical department of the University of Wooster, Cleveland, the Columbus Medical College, and Starling Medical College, at Columbus. In addition to these there are the Homœopathic Hospital College, Cleveland, and the Pulte Medical College (Homœopathic) and the Eclectic Medical Institute, Cincinnati. All provide the ordinary 3 years' medical course, to which a number add an optional graded course of 3 years. An examination for admission is required by only 3, the Cleveland Medical College (regular), the Homœopathic Hospital College, Cleveland, and the Pulte College, Cincinnati. For statistics of the above, of the Ohio College of Dental Surgery, at Cincinnati, and of the Cincinnati College of Pharmacy, see Table XIII of the appendix, and a summary of this in the report of the Commissioner preceding.

## SPECIAL INSTRUCTION.

### EDUCATION OF THE DEAF AND DUMB.

The *Ohio Institution for the Education of the Deaf and Dumb*, Columbus, reported 517 students in 1878. Of this number 61 were new pupils. There were 3 departments, academic, grammar, and primary, the studies extending through a 10 years' course, but with an average of 3.53 years for the pupils in the institution. The common school branches were taught, and the shoeshop, bookbindery, and printing office gave work to the inmates. The superintendent speaks of the overcrowding and the necessity for larger quarters.—(Report and return, 1878.)

The *Cincinnati Day School for the Deaf and Dumb* reported 36 students in 1878, instructed in the common school branches, but no industrial employments were mentioned.—(Return.)

## EDUCATION OF THE BLIND.

The Ohio Institution for the Education of the Blind, Columbus, reported a better condition of things than at any time since its organization in 1837; a gradual increase in enrolment, nearly 200 pupils being accommodated; and a Kindergarten established, which was doing good work. There were 15 teachers employed, and the pupils received instruction in the English branches, Latin, and music, also in broom and mattress making, cane-sewing, knitting, and beadwork. A knitting machine and sets of acoustic, philosophical, and Kindergarten apparatus were also added during 1877-78.—(Report and return for 1878.)

## EDUCATION OF THE FEEBLE-MINDED.

The Ohio Institution for the Education of Idiotic and Imbecile Youth, Columbus, reported 512 inmates in 1877-78; an overcrowded state of the buildings, the pressure for admission being greater than ever before; great improvement on the part of the children under care, and considerable attention paid to music, sewing, and other employments.—(Report for 1878.)

## INDUSTRIAL AND REFORMATORY TRAINING.

Information was received for 1878 from 19 orphan asylums, or children's homes, which were giving a common school education to 1,728 children and were instructing them in either domestic work, shoemaking, tailoring, farming, knitting, or sewing.—(Returns.)

The *Industrial School and Home*, West Cleveland, reported 147 inmates in 1878. Good homes were found for 88 children; 61 were returned to their friends; 8 failed to profit by the advantages given them; 2 were sent to the reform school; and 43 remained in the institution at the end of the year.—(Report, 1878.)

The *Cincinnati House of Refuge* reported 3,982 children as wards of the city since 1850, and 362 under training in 1878, of whom 33 were colored. Three hours daily were given to instruction in the common branches and 7 hours to the learning of a trade, such as shoe, brush, or wire making. A library containing 650 volumes, besides papers and magazines, was in constant use by the inmates.—(Report for 1878.)

The *House of Refuge and Correction*, Toledo, reported in December, 1877, a total of 171 boys, 98 admitted later, and 157 remaining in December, 1878. The common school branches were taught, marked progress being made during the year, and farming, engineering, tailoring, and general household service were also attended to. In 1877-78 the system of finding homes for the boys was adopted. This seemed to exert a good influence over those still in the institution.—(Report for 1877-78.)

The *Children's Home*, Cincinnati, gathers in homeless or neglected children, instructs them in the arts of industry and in the duties of morality, and cares for them till they can be placed in comfortable and safe positions. It received 211 children in 1877, and entered on the work of 1878 with 33 under its charge. No later report from it has been received.

The *Toledo Industrial School Association*, mentioned in 1877 as keeping up a Saturday Sewing School for the children of the poor, made no report for 1878.

The *State Reform School*, Lancaster, reported 497 inmates in 1878, with 282 committed and 292 discharged during the year. The common English branches and various trades were taught; the boys were also shown how to raise fruits and vegetables and to cultivate flowers.—(Return.)

The *College of Music*, Cincinnati, organized in 1878, aims to give theoretical and practical instruction in all branches of a musical education. Theodore Thomas was the musical director.

## EDUCATIONAL CONVENTIONS.

## STATE ASSOCIATION.

The State Teachers' Association held its sessions at Put-in-Bay, July 2-4, 1878. In the superintendents' section, presided over by G. W. Walker, of Lima, a high school course of study was discussed. The opinion was generally expressed that there should be fewer studies and more time given to those pursued, and that thoroughly educated teachers should be employed to make these schools worthy the name of the "people's colleges." Dr. John Hancock, of Dayton, spoke of the need of change in the lower schools; he wished more attention given to language studies, elementary physics, general history, music, and drawing, and less to arithmetic. In the general meeting, Professor Mendenhall, of Columbus, in his inaugural address as president, gave his views as to how the study of the natural sciences may be made more profitable in the schools. Superintendent William Richardson, of Chillicothe, and Mr. Alston Ellis, of Hamilton, followed in papers on "Our public school system," in which they urged the necessity of having county supervision to infuse new life and vigor into the country schools, a State normal school as a central institution, and a more practical system in the high schools. Hon. J. J. Burns, State school commissioner, explained the duties and responsibilities of

county examiners. As their duty is "to commission skilled workmen who will labor upon the public's most important structure, to legalize trustees for a priceless estate, they should be men of sound judgment, varied information, independence of mind, and well informed as to the condition of the schools and the various duties of the teacher." Other papers were read on "Kindergarten instruction" and "Reading," and a lecture on "Charles Dickens" was given by Professor M. T. Brown, of Boston. Dr. C. H. Payne, president of the Ohio Wesleyan University, then delivered an address on "What the State shall teach."

The report from the committee appointed at the last annual meeting to consider the criticism on high schools contained in the Ohio State report, was then discussed and adopted, the committee believing the commissioner's "facts" to be erroneous and his inferences unwarranted. This was followed by a paper on "How to improve the country schools," by President W. H. Scott, of the Ohio University, who advocated a broader standard of qualification for admission to the office of teacher, more frequent and rigid inspection of the schools, and restriction of the range of studies to proper limits. On account of the frequent changes in teachers he thought that examination papers and class lists should be prepared at the close of each term, so that the new teacher may know where to commence his work. The following resolutions were then adopted: (1) To have legislative action taken so that Kindergarten can be established as a part of the system of instruction; (2) to have a section of the association devoted to the ungraded schools.—(Ohio Educational Monthly, September and October, 1878.)

#### OTHER TEACHERS' ASSOCIATIONS.

Sessions of the Central, the Northeastern, the Northwestern, the Southwestern, the Eastern Ohio, and the Tri-State Teachers' Associations<sup>1</sup> were held once or oftener during 1877-78. These meetings were the result of a laudable professional spirit, as the services of those engaged in them were gratuitous.

#### OBITUARY RECORD.

##### PROFESSOR HENRY SMITH, D. D., LL. D.

Dr. Smith was born at Milton, Vt., December 16, 1805, and graduated at Middlebury College in 1827. He taught until 1830, when he entered the Theological Seminary at Andover, during his senior year teaching in the Marietta High School. After the incorporation of the Marietta College Institute in 1832, he was elected the first professor, and in 1846 became president. In 1855 he accepted the professorship of sacred rhetoric and pastoral theology at Lane Seminary. Later, he removed to Cincinnati. Deeming that his duty lay in that direction, he accepted, in 1861, a call to the North Presbyterian Church in Buffalo, N. Y., where he remained about 3 years. He then resumed his teaching at Lane Seminary, where, for more than 20 years, he was professor and for full 45 years a teacher. As a minister, he displayed remarkable power; as a successful teacher, he became noted for decision of character and strength of will. He died in Cincinnati, January 14, 1879.—(Address of Rev. L. W. Andrews, D. D., president of Marietta College, and Ohio Educational Monthly.)

##### MRS. MARTHA E. HAVEN.

This lady was born in Montreal, Canada, October 24, 1828, removing early to Peacham, Vt. Graduating at Mount Holyoke in 1853, she taught in Toledo, Ohio, from 1853 to 1857, and in Painesville from 1857 to 1858; she was principal of the Female Seminary, Putnam, Ohio, from 1858 to 1859, and assistant principal in the academy at Toledo from 1859 to 1862. In July, 1862, she went to Downieville, Cal., where, in 1864, she was married to James M. Haven, removing in 1868 to San Francisco. Mrs. Haven always had a warm interest in education, and continued to act as a teacher of a Chinese class in Sunday school, when confirmed ill health made her attendance very difficult. She died April 4, 1878, at Oakland, Cal.

#### CHIEF STATE SCHOOL OFFICER.

Hon. JAMES J. BURNS, *State commissioner of common schools, Columbus.*

[Term, 1878-1881.]

---

<sup>1</sup>The three States are Indiana, Ohio, and Michigan.

**OREGON.**  
**STATISTICAL SUMMARY.**

	1876-77.	1877-78.	Increase.	Decrease.
<b>POPULATION AND ATTENDANCE.</b>				
Youth of school age (4-20).....	50,232	53,462	3,230	.....
Enrolled in public schools.....	26,034	26,992	958	.....
Average daily attendance.....	14,387	21,464	7,077	.....
Attending private schools.....	3,090	3,287	197	.....
<b>SCHOOL DISTRICTS AND SCHOOLS.</b>				
Organized districts.....	750	904	154	.....
Districts reporting.....	688	865	177	.....
Districts having no school.....	41	39	.....	2
Public schools of ordinary grade.....	662	768	106	.....
Public schools of advanced grade.....	14	22	8	.....
Average length of term in days.....	86.4	93.6	7.2	.....
Private schools and colleges.....	47	105	58	.....
Value of public school property.....	\$395,563	\$483,058	\$87,495	.....
<b>TEACHERS AND THEIR PAY.</b>				
Men teaching.....	437	539	102	.....
Women teaching.....	328	460	132	.....
Total number of teachers.....	765	999	234	.....
Average monthly pay of men.....	\$47 24	\$45 25	.....	\$1 99
Average monthly pay of women.....	34 87	34 33	.....	54
<b>RECEIPTS AND DISBURSEMENTS.</b>				
Total receipts for public schools.....	\$235,337	\$258,786	\$23,449	.....
Total expenditures for public schools.....	241,023	275,107	34,084	.....
<b>STATE SCHOOL FUND.</b>				
Whole permanent school fund.....	\$509,000			

<sup>a</sup> A return of later date gives a total for 1878 of 1,068 teachers.  
<sup>b</sup> In 1877.

(Report for 1877 and 1878 of Hon. L. L. Rowland, State superintendent of public instruction. The statistics for 1877 materially differ at several points from those previously given, probably owing to the reception of later returns.)

**STATE SCHOOL SYSTEM.**

**OFFICERS.**

For the State there is a superintendent of public instruction elected by the people every 4 years; also a board of education composed of the governor, secretary of state, and superintendent of public instruction.

For counties, county superintendents of common schools are elected biennially by the people; for districts, one member of a board of 3 directors is annually chosen for a term of 3 years.

**OTHER FEATURES OF THE SYSTEM.**

The schools are supported by a county tax of 3 mills on the dollar upon all taxable property, by district taxation at the will of a majority of the voters in the district, and by the interest from the common school fund, which is apportioned to each district according to the number of youth 4 to 20 years of age therein. It is, however,

a-condition of such apportionment that the district shall have made a report of its schools to the county superintendent by the first Monday in March of each year, and shall have had a school taught 60 days during the year.

Under a law of 1878, the public schools in districts which raise a tax for their support are free to all residents between 6 and 21 years of age until the public funds have been exhausted.

Districts in which there are 1,000 or more youth of school age must sustain a high school for at least 6 months in the year; and districts with 10,000 or more inhabitants may, on the petition of at least 100 resident electors, have one or more schools taught in the German language.

To draw school money teachers must have from their county or State superintendent or the State board of education certificates of fitness to teach.

Widows who have children to educate and taxable property in the district are entitled to vote on school questions.—(School laws.)

GENERAL CONDITION.

The comparative statistical statement shows an increase for the year 1878 in every particular in which increase indicates progress, except as regards teachers' pay. In number of school population, of pupils enrolled and attending, of schools, both public and private, of teachers, of organized districts and districts making report, in length of school term, value of school property, and amount of receipts and disbursements for school purposes, there was a greater or less advance. The increase in school population is 3,230; in enrolment, 958; in average daily attendance, 7,077, showing a remarkable improvement in this last and most important point.

The superintendent very candidly admits that these statistics—in the absence of full reports from teachers respecting attendance and from county superintendents respecting finances—are not entirely trustworthy. He believes, however, from information independent of the statistical reports, that the public schools are in a healthful and prosperous condition. He visited and inspected them extensively during the two years for which his report is made, 1877 and 1878, and from personal observation was led to believe that there was a higher degree of improvement during those years than in any former biennial period. The grading in cities and in the larger towns was improved; the school buildings, apparatus, and furniture had received special attention, and the school fund was in a better condition than it was two years before.—(State report, 1877 and 1878.)

CITY SCHOOL SYSTEMS.

OFFICERS.

In Portland and Salem there are boards of directors of 3 members and city superintendents of schools.

STATISTICS.

Cities.	Estimated population.	Children of school age.	Enrolment in public schools.	Average daily attendance.	Teachers.	Expenditure.
Portland.....	14,000	3,307	2,332	1,512	38	\$37,457
Salem.....	6,000	.....	643	387	11	.....

ADDITIONAL PARTICULARS.

Portland reports for the year 1878 an increase in the percentage of enrolment to school population, the proportion of tardiness being correspondingly reduced. A very large increase in the number of cases of corporal punishment is reported, though many of them are said to have been the merest semblances of punishment. By a rule of the board, this form of discipline is to be permitted only after every other available means has been tried. A new arrangement of the grades gives 4 years each in the primary and grammar and 3 or 4 in the high school, according to the studies pursued. Drawing has been a part of the curriculum for the past 3 terms, and has proved both a pleasure and a success. One lesson a week is given in the primary schools; in the other grades, two.<sup>1</sup>—(City report, 1878.)

<sup>1</sup> As a matter of historical justice it ought perhaps to have been earlier stated that the school system of Portland is the pioneer of the school system of the State, and that both owe much to the early influence of Rev. George H. Atkinson, D. D., one of the first missionaries to the western coast. It was at the instance of this gentleman that a meeting was called at Portland in March, 1849, soon after the organization of the territorial government, to discuss the question whether a system of free schools should be thus early undertaken. He strongly advocated instant action, and those who have information on the subject believe that it was largely through his enthusiastic advocacy of such action that the vote stood 37 for it and only 6 against it.

In *Salem* the schools are arranged in 5 grades, each covering a year. The progress of the schools during 1878 was good, the daily attendance being over 94 per cent. and the number of cases of corporal punishment few.—(City report.)

### TRAINING OF TEACHERS.

#### NORMAL SCHOOLS.

A normal department has been in operation in connection with the State university for about two years, and has already been of service to the public schools. It aims to cover the ground ordinarily occupied by State normal schools.—(State report.)

A circular for 1879 of the Oregon Normal School, Monmouth, has been received. The regular normal course is of 3 years, with an elementary course of 1 year.

#### TEACHERS' INSTITUTES.

The only provision made by law for the training of teachers is that which requires the holding of a teachers' institute once annually in each judicial district and once also for the State at large.

The attendance on these institutes increased during the years 1877 and 1878. The best teachers of the State were generally present and participated in the exercises. The sessions, too, were attended by members of the State board of education and the State board of examiners, as well as by ministers, lawyers, and college professors, who often took part in the proceedings. City and county institutes were also held with good results. There are no statistics of attendance given, nor any further facts regarding these institutes. Superintendent Rowland prepared a detailed account of the work, but from lack of space it was not published in his report.—(Report.)

#### TEACHERS' DEPARTMENT OF EDUCATIONAL JOURNAL.

Since the death of the Oregon Educational Monthly, no paper devoted to education appears to have been ventured on in the State; but in the Pacific School and Home Journal of San Francisco an Oregon department occasionally appears, affording almost the only current information respecting public school affairs.

### SECONDARY INSTRUCTION.

#### PUBLIC HIGH SCHOOLS.

There has been no positive and full information received as to public high schools in this State, the State superintendent merely reporting 22 schools of "advanced grade." A city report from Portland for 1877-'78 gives the number of pupils attending the high school there as 148; the average number belonging, 124; and average daily attendance, 118. The graduating class numbered 13.—(City report.)

#### OTHER SECONDARY SCHOOLS.

The names and statistics of private academic schools, business colleges, schools preparatory to college, and preparatory departments of colleges may be found in Tables IV, VI, VII, and IX of the appendix following, and summaries of the statistics in the corresponding tables of the report of the Commissioner preceding.

### SUPERIOR INSTRUCTION.

#### COLLEGES FOR YOUNG MEN OR FOR BOTH SEXES.

The *University of Oregon*, Eugene City, organized in 1876, has two departments, preparatory and collegiate. The latter offers 3 courses of study, classical, scientific, and normal. To enter on the studies of the scientific and normal courses, preparation is required in the English branches only; for the classical, in the Greek and Latin grammars and readers and 4 books of Cæsar also.—(State report.)

The *Blue Mountain University*, La Grande, a new institution, sends a circular showing provision for 4 well ordered collegiate courses of 4 years each, as follows: Classical, Latin-scientific, Greek-scientific, and modern literature and art. The requirements for entrance are very high. Statistics are not given.

The other colleges are Corvallis, McMinnville, and Philomath, at towns of the same names, Christian College, Monmouth, Willamette University, Salem, and Pacific University and Tualatin Academy, Forest Grove. Besides classical departments, with 4 years' courses, these colleges, except McMinnville, report scientific courses of 3 to 4 years; the University of Oregon adds a normal course, and Philomath College and Pacific University special courses for women.

For the separate statistics of these institutions, see Table IX of the appendix following; for a summary of these statistics, see a corresponding table in the report of the Commissioner preceding.

## SUPERIOR INSTRUCTION OF YOUNG WOMEN.

Women are admitted to the State University and to at least 7 of the other colleges, while further opportunity for their education in the higher branches is afforded at St. Helen's Hall, a Protestant Episcopal institution for young women, at Portland.

For statistics of this school and of any others of like rank reporting for 1878, see Table VIII of the appendix, and summary of this in the report of the Commissioner preceding.

## SCIENTIFIC AND PROFESSIONAL INSTRUCTION.

## SCIENTIFIC.

The State Agricultural College, Corvallis, a department of Corvallis College, provides instruction in several branches of scientific study, including chemistry, engineering, and agriculture. One hundred young men and women were in attendance during 1878, and at the annual commencement the degree of B. S. was given to 3 men and 1 woman.—(Catalogue, 1877, and return, 1878.)

## PROFESSIONAL.

The medical department of Willamette University is the only professional school in the State reporting. It provides a course of instruction comprising two terms of lectures which cover 4 months each. The requisites for graduation are 3 years' study of medicine, including the two lecture courses, a satisfactory thesis, and an approved examination, together with such other requirements as are usual in regular medical colleges. The graded system of instruction had not been adopted in 1878, but there was an examination to determine the educational qualifications of applicants for admission, though its scope is not indicated.—(Circular, 1877-'78, and State report, 1878.)

## SPECIAL INSTRUCTION.

## EDUCATION OF THE DEAF AND DUMB.

The Oregon Institution for the Deaf and Dumb, Salem, sends a biennial report. It had 31 pupils, a principal, 3 teachers, and a matron in 1878; expenditures, \$5,771, or \$185.22 per capita. Regretting the absence of more suitable buildings, the officers report the results accomplished all that could be expected with the facilities at hand. (Report.)

## OREGON INSTITUTE FOR THE BLIND, SALEM.

This institute reports an attendance for 1878 of 12 pupils, who were taught, besides certain handicrafts, reading, writing, spelling, geography, philosophy, botany, grammar, composition, and mathematics as far as geometry.—(Return, 1878.)

## EDUCATIONAL CONVENTION.

## STATE ASSOCIATION.

It appears from a brief paragraph in the Pacific School and Home Journal that a very successful meeting of the State Teachers' Association was held in 1878. Dr. L. L. Rowland, the retiring State superintendent, and Professor Powell, the present incumbent, took an active part.

## SUNDAY SCHOOL INSTRUCTION.

A Sunday school convention held in Portland, October 8 and 9, 1878, received reports showing 180 Sunday schools in the State, with 1,136 teachers, a total enrolment of 11,286 pupils and an average attendance of 8,277.

## CHIEF STATE SCHOOL OFFICER.

Hon. L. J. POWELL, *State superintendent of public instruction, Salem.*

[Term, September 1, 1878, to September 1, 1882.]

## PENNSYLVANIA.

## STATISTICAL SUMMARY.

	1876-77.	1877-78.	Increase.	Decrease.
<b>POPULATION AND ATTENDANCE.</b>				
Youth of school age (6-21) in 1873.....	1,200,000	1,200,000	.....	.....
Enrolled in public schools.....	907,412	936,780	29,368	.....
Average attendance in public schools.....	575,597	603,825	28,228	.....
Per cent. of average attendance on enrollment.	63	64	1	.....
Pupils in private or church schools <i>a</i> ..	26,240	33,709	7,469	.....
Children in no school (estimated).....	37,979	40,695	2,716	.....
<b>SCHOOL DISTRICTS AND SCHOOLS.</b>				
Public school districts.....	2,145	2,187	42	.....
Districts reporting libraries.....	69	323	254	.....
Public schools reported.....	17,783	18,067	284	.....
Number of these graded.....	6,290	6,432	142	.....
Number with uniform text books <i>a</i> ..	13,171	13,217	46	.....
Number in which the Bible is read <i>a</i> ..	12,908	12,756	.....	152
Number in which drawing is taught <i>a</i> ..	3,175	3,302	127	.....
Number in which singing is taught <i>a</i> ..	3,986	3,760	.....	226
Number in which higher branches are taught. <i>a</i>	2,074	1,956	.....	118
Separate schools for colored youth.....	68	65	.....	3
Average time of public schools in days.	149	145	.....	4
Private ungraded schools.....	358	473	115	.....
Private academies and seminaries <i>a</i> ..	169	187	18	.....
<b>TEACHERS AND THEIR PAY.</b>				
Teachers in public schools, men <i>b</i> .....	9,096	9,319	223	.....
Teachers in public schools, women <i>b</i> ..	11,556	11,572	16	.....
Whole number, men and women <i>b</i> .....	20,652	20,891	239	.....
Average monthly pay of men <i>b</i> .....	\$37 38	\$35 58	.....	\$1 80
Average monthly pay of women <i>b</i> .....	32 30	31 32	.....	98
Teachers in private or church schools <i>a</i> ..	929	1,241	312	.....
<b>INCOME AND EXPENDITURE.</b>				
Whole income for public schools <i>b</i> ....	\$8,500,000	\$8,180,000	.....	\$320,000
Whole expenditure for them <i>b</i> .....	8,583,379	8,187,977	.....	395,402
Expenditure, including State orphan schools and State normal schools.	8,964,036	8,710,725	.....	253,311
<b>PUBLIC SCHOOL PROPERTY.</b>				
Reported valuation of school property.	\$25,460,762	\$24,839,821	.....	\$620,941

*a* The statistics respecting this item do not include Philadelphia, which makes no report of it.  
*b* From a return made by the State superintendent of public instruction.

(From reports for 1877 and 1878 of Hon. James P. Wickersham, State superintendent of public instruction.)



## STATE SCHOOL SYSTEM.

## OFFICERS.

A State superintendent of public instruction, appointed by the governor and confirmed by the senate, has charge of public school interests. His term of office is 4 years, and he has the aid of 2 deputy superintendents and 4 clerks appointed by himself.

A county superintendent of proven literary and scientific acquirements and of skill and experience in the art of teaching is chosen every third year by the school directors of each county, except Philadelphia, meeting in convention at the county seat the first Tuesday in May.

Each township, borough, and city of the State is a school district. No provision for district superintendents is made, except that the school directors of cities and boroughs having over 7,000 inhabitants may appoint as superintendent a suitably qualified person. The State superintendent thinks, however, that a township board may legally appoint one of its number to act as superintendent of the district, and he recommends such action when districts have sufficiently advanced to justify it.

Boards of school directors are elected by the people of each school district<sup>1</sup> for terms of 3 years. For ordinary districts their number is 6; for city and borough wards, 3, with possibility of changing one-third by annual election. The directors of city and borough wards, except in a few cities, together form a board of controllers for general school purposes.

## OTHER FEATURES OF THE SYSTEM.

Pennsylvania has no permanent school fund; but, under the constitution of 1873, the legislature is required to appropriate annually at least \$1,000,000 for the support of public schools. This is distributed to districts in the proportion of their number of taxables, provided that each district raise an amount of school money equal to its share of the State appropriation and employ competent licensed teachers for at least 5 months in the year to teach all children of school age who desire instruction in the branches prescribed by law. The system is thus a system of State aid to people who are ready to do their own duty to their children. The branches of study prescribed are the common English ones; but higher branches may be added by school boards when circumstances call for them, and failure to provide instruction in these where a sufficient number of pupils need them may also work a forfeiture of the State allowance. Text books are selected by the school officers and teachers of each district, not to be changed oftener than once in 3 years. Separate schools for colored children may be established when there are 20 or more pupils for them. Night schools, for youth employed during the day, as well as schools of different grades, are also authorized. District libraries to aid in the improvement of pupils and county institutes and State normal schools are encouraged and provided for. But perhaps the feature of the system which has done as much as almost all the others combined to make the Pennsylvania schools efficient, is that which takes the election of school superintendents out of politics by giving the choice of them to conventions of school directors, who know what kind of men they need and have an interest in getting such men. (This feature is distinctively Pennsylvanian, though now copied in some other States.) The value of this requirement is enhanced by the fact that the superintendents chosen shall produce evidence of qualification, first in diplomas or certificates of high grade, next in a capacity for good instruction and school management shown in successful teaching within three years of the time of their election.

## GENERAL CONDITION.

In most respects the State schools seem to have held their own in 1877-'78, notwithstanding unusual financial difficulties. From the depression of trade, mining, and manufactures during the year, the income for school purposes was much diminished, and the State treasury was unable to meet the warrants drawn on the annual appropriation when they were due; hence, wages of teachers had to be cut down, and instruction in the branches requiring special expenditure—such as vocal music and higher English studies—fell off to a considerable extent. But vitality was still exhibited. Forty-two new school districts were created, largely in the mountainous regions, which are now fast filling up with population; 254 more districts were supplied with libraries; 239 more teachers were employed; 284 more public schools were reported, a higher proportion of them graded; 151 were graded within the year, 680 supplied with new furniture, and 689 with additional apparatus; 46 more made their text books uniform; and of the 13,224 school-houses reported, 328 were built during the year. In the absence of an annual school census, the increase in youth of school age cannot be determined, but 29,368 more children were enrolled in public schools and 28,228 more

<sup>1</sup>The township is the ideal rural school district, but independent districts, composed of parts of townships, are allowed.

were in average attendance. A better general quality of teaching to some extent explains this; for we find, on examination of the tables for two years, a diminished proportion of teachers with little or no experience, 175 more who had taught for upwards of 5 years, 445 more who had attended a State normal school, 74 more who had graduated at such a school, and 22 more districts in which teachers' institutes were held. But if the improvements indicated are to continue, school officers and parents must revive their zeal; for it appears that, of the 18,067 schools reported, 2,537 fewer were regularly visited by the directors than in 1877, when the number was 17,783, and that 315 fewer had evidence of the interest felt by parents in visiting the schools.

#### THE STATE SUPERINTENDENT'S REPORT.

A large part of Superintendent Wickersham's report for 1877-'78 is devoted to a consideration of the State school system as it exists and a justification of it as both economical and highly useful, giving, as it does, to almost a million children training in punctuality, studiousness, morality, and respect for law, with the elements of a good practical education, at a cost of only about \$8 apiece. Another part gives a sketch of the chief features of European systems and an interesting and useful comparison of these with our own.

#### KINDERGÄRTEN.

Of schools of this class reporting for the year, full information may be found in Table V of the appendix following, and a summary of its statistics in the report of the Commissioner preceding.

#### CITY SCHOOL SYSTEMS.

##### OFFICERS.

In most of the cities and boroughs of the State, school boards are composed of 3 directors for each ward, chosen by the people for terms of 3 years, one being liable to change each year. These ward directors together form what is known as a board of controllers for the whole place. Philadelphia, Pittsburgh, and Allentown have a local board in each ward and a separate central board.

##### STATISTICS. a

Cities and boroughs.	Estimated population.	Youth of school age.	Public schools.	Enrolment in public schools.	Average daily attendance.	Teachers.	Expenditure.
Allegheny.....	73,000	.....	197	13,056	8,247	201	\$235,686
Allentown.....	18,000	4,400	52	3,278	2,430	52	104,468
Altoona.....	17,000	3,604	41	2,382	1,929	41	35,684
Carbondale.....	9,500	3,000	20	1,879	1,159	20	9,744
Chester.....	15,000	.....	40	2,030	1,537	42	66,582
Danville.....	8,000	.....	25	1,658	1,124	26	9,164
Easton.....	17,000	.....	43	2,316	1,725	49	52,201
Eric.....	26,000	.....	84	4,040	2,825	84	71,344
Harrisburg.....	28,500	.....	81	5,586	3,385	100	91,796
Lancaster.....	23,000	.....	65	3,426	2,395	65	52,233
Norristown.....	15,000	.....	39	2,102	1,471	39	29,490
Philadelphia.....	817,448	.....	(b)	165,765	88,627	1,979	1,740,563
Pittsburgh.....	130,000	.....	432	22,178	15,057	428	536,717
Pottsville.....	14,500	.....	53	2,765	1,897	52	40,004
Reading.....	45,000	.....	128	6,280	5,148	133	94,124
Scranton.....	45,030	16,000	73	9,721	5,909	141	70,200
Shenandoah.....	8,500	3,300	20	1,920	1,139	20	14,836
Titusville.....	8,500	1,800	27	1,448	1,229	30	31,020
Wilkes-Barre.....	20,000	.....	29	1,705	1,235	81	26,808
Williamsport.....	20,000	4,800	64	3,721	2,636	64	45,682
York.....	14,000	2,500	44	2,300	1,715	44	23,116

a Except in respect to population (which in most cases is estimated, but in Philadelphia is from the city census of 1876) and in respect to the number of youth of school age (which is from written returns), the statistics above given are from a table in the State report.

b Philadelphia, in a separate report, gives 460 as the number of its schools, not counting separate rooms, which a return makes 2,057 in 1878.

##### ADDITIONAL PARTICULARS.

In all these cities and boroughs the schools are believed to be graded, though a few are not so reported. In almost all there is reported uniformity of text books, with drawing as an optional or required study, and with instruction in vocal music. Each city, too, appears to have one or more high school departments, and in almost all the great majority of the teachers have had more than 5 years' experience in school work. Separate schools for colored children are reported at Allegheny, Chester, Harrisburg, Norristown, Williamsport, and York.

*Allegheny* reports increased interest in the schools, shown by frequent visits of parents and by persistent efforts to have good accommodations, good instruction, and sufficient means for their support. No school-houses were built in 1877-78, but a substantial brick building, begun the year before, was finished in time for the fall term of 1877. The primary schools are said to have had special attention devoted to their lower grades for several years, and the improvement resulting from this is reported to be now felt even in the grammar schools. Instead of seeking to impart fragmentary knowledge mainly through the memory, an effort is made to exercise the reasoning powers of pupils and lead them to understand principles, a plan which directs them, step by step, from simple to complex phases of thought, and lays the foundations for the invaluable habit of thinking consecutively.

*Allentown* lengthened its school term for the year to 8 months, instead of 7; placed drawing in the course for primary schools, as it had been for the secondary and grammar schools; discontinued theoretical grammar in the secondary schools, retaining only the practical; made elementary botany and zoölogy obligatory in the grammar schools, and German and bookkeeping optional; and placed earlier in the high school course some of the more important studies, that a larger portion of the pupils might reach them. A reduction in teachers' pay deprived the schools of some of their best teachers and greatly discouraged those that remained. Teachers' institutes were held every Monday evening, different grades meeting separately and taking up the studies belonging to their several grades; while classes in the English language, arithmetic, and mental philosophy were organized, making, on the whole, a fair normal course.

*Alltona*, with a new brick school-house and two additional school rooms, was unable to accommodate all, and had to rent a room and establish another school. A teachers' institute was held during the winter vacation, teaching in primary schools being chiefly discussed.

*Carbondale* reduced the wages of its teachers, although the attendance rose and the teaching force remained the same—a discouraging state of things, but deemed necessary by the school board from the condition of the laboring men who form a large proportion of the population of the city. To aid the teachers in their work, institutes were held every other Saturday, with good results.

*Chester* was compelled to advance the pupils in all the schools below the grammar grades, in 1877, in order to receive the numerous new pupils seeking admission; and two new primary schools having been filled at once, there was still demand for more school room. Evening schools, for both black and white, were successfully taught.

*Dawville* made report of 2,000 sittings in 8 school buildings. Its schools were taught 140 days. The estimated value of school property was \$60,000. District institutes were held every 2 weeks, with an attendance of 26 teachers, and were productive of much good.—(Return and State report.)

*Easton* has its grammar, secondary, and primary schools so graded as to promote an advantageous distribution of pupils, and the course of study has been graded to harmonize with the gradation of the schools. The high school is here the great motive power in the school system. Admitting pupils on special examination, it affords incentives to application. Lafayette College, near at hand, has assigned 4 permanent scholarships to this high school, bestowing one each year on the male graduate who maintains the highest average grade of scholarship.—(State report.)

*Erie* reports good progress in its primary and intermediate schools, especially in writing, drawing, arithmetic, and music. The grammar grades adopted the study of German, and reported unusual progress in penmanship, drawing, and music. The high school was well attended. The examinations of all grades except the primary are conducted in writing and the papers are preserved. A comparison of the papers last received with those written seven years ago, shows that pupils in the same grades have improved in arithmetic, grammar, geography (especially map drawing), history, penmanship, compositions, definitions, and spelling. During this period, the sessions have been shortened half an hour a day, and many new studies have been added. No evening schools were organized, but the figures show a decided increase in regular attendance on the day schools. There was a school for the deaf, with 14 pupils.

*Harrisburg* in 1878 modified the course of study in its public schools so as to accommodate the large number of pupils obliged to leave school at an early age. Natural science, in comprehensible forms, was introduced into the three grades below the high school. Music and drawing became features of the course, and were taught in all grades. The majority of applicants for situations as teachers were graduates of the girls' high school. Pressure of hard times and difficulty in collecting taxes necessitated a reduction of the pay of teachers.

*Lancaster* furnishes no information beyond the figures in the table and the fact that the estimated value of school property was \$147,000.

*Norristown* reports a slightly increased enrolment of pupils and much better daily attendance in 1878. The general curriculum of studies and the management of schools remained unchanged. Two teachers' institutes were held monthly, one for teachers of primary grades and one for those of the higher grades. Feeling the need of a pro-

essional library, the teachers organized a Teachers' Library Association, which has already proved very useful. Drawing was successfully taught in the schools.

*Philadelphia* found its school accommodations in 1878 quite insufficient, although the number of schools was increased by 13, 2 being added to the grammar, 2 to the consolidated, 2 to the secondary, and 7 to the primary. The night schools were reported as of inestimable value. In the Central High School the average attendance was less than in 1877, as only one class was admitted during 1877-78, but it was anticipated that the classes of 1879 and 1880 would more than exhaust the capacities of the building. The department of English literature, under Professor Wilson, opened in February, 1878, was reported as promising satisfactory results, as were the new chairs of chemistry and algebra, occupied by Professors Hopper and Bartine. Recognizing years ago the evil effects following an undue extension of the curriculum, a persistent and successful effort has been made in this school to narrow the range and improve the quality of the studies pursued. In the girls' normal school, at the close of the June examination, 325 pupils were admitted from the girls' grammar schools. The superintendent proposes that admission shall hereafter be based on competitive examination. The course of study was materially altered, and further changes were determined on, with a view to secure greater proficiency in the art of teaching among the graduates of the school. The average attendance in the practice school during the year was 295, while that in the normal school proper was 913.—(City report for 1878.)

*Pittsburgh* added two school buildings of four rooms each, and two additional brick buildings were in process of erection. Diplomas were granted to 24 graduates from the normal school.—(State report, 1878.)

*Pottsville*, on account of the hard times, reduced the number of high school teachers, notwithstanding the increase in pupils. A new feature of the school system was a grammar school commencement, at which diplomas were given to the members of the first class of each grammar school.—(State report, 1878.)

At *Reading* the schools are now classified as primary, secondary, grammar, and high. The graduating class of the high school numbered 35 pupils in 1878.—(State report for 1878.)

*Seranton* had in 1878 semi-monthly institutes, which were well attended. The schools are classified as primary, intermediate, grammar, preparatory, and high. Vocal music was taught in most of the schools.—(State report.)

*Shenandoah* reported the discipline and method of its schools much improved in 1878 and the course of study sufficiently comprehensive to prepare pupils for college. Promotions from grade to grade are made after satisfactory examination. Twenty-three applicants for certificates as teachers were accepted.—(State report.)

*Titusville* reported an increased attendance on its public schools. Music and drawing were successfully taught in the schools, the ability of the lady teachers being much commended. The graduating class of the high school consisted of 6 young men and 12 young women.—(State report, 1878.)

*Wilkes-Barre* had 1,600 sittings, 29 rooms in 4 buildings, and school property valued at \$125,400. The estimated enrolment in private and parochial schools was 400. School was taught 193 days.

*Williamsport* reports a falling off in the pupils of the lower grades of schools and a large increase in the higher grades, while the primary schools were never in so good a condition. The high school contained 124 pupils.—(City and State reports.)

*York* reports a year of steady progress and great regularity and punctuality in the attendance, a spirit of emulation being apparent among both teachers and pupils. Its 8 school buildings furnished 2,100 sittings. The teachers gave during the year more special attention to the elements of drawing, and lessons in moral culture were added to regular studies.

All the above accounts of city and borough schools are from reports of the superintendents and city boards in the State report for 1878, except in the cases of Danville, Lancaster, and Wilkes-Barre, which are from special returns to this Bureau, and the Philadelphia items, which are from the city report for 1878.

## TRAINING OF TEACHERS.

### STATE NORMAL SCHOOLS.

The reports from the 10 State normal schools show an attendance of 3,245 students in normal departments and of 904 in the model schools. The graduates of the year numbered 177, all but 3 from the elementary course, these 3 from the scientific. These schools are said to have had since their foundation 36,879 students, of whom 1,485 graduated. The estimated value of their buildings, furniture, and other property is reported at \$1,203,570. Of this amount the State has given \$520,000, besides \$208,527, to aid students in the schools preparing to become teachers. The management is in the hands of boards of 18 trustees, of whom 12 are chosen by the stockholders or contributors and 6 appointed by the State superintendent.

The course of study in these schools, as carefully revised in 1878, is given in the

State report. In both the elementary and scientific departments it embraces six general divisions—language, mathematics, natural science, history, the arts, and professional studies—under each of which divisions are embraced several minor ones. In language both courses appear nearly the same, including English in its orthography, grammar, rhetoric, composition, enunciation, and literature, with Latin through the first book of Cæsar; but in mathematics, natural science, professional studies, and the arts, the scientific course goes beyond the other. While the whole curriculum is good, the elementary course makes practice in teaching prominent and the scientific course the philosophy of teaching.

#### OTHER NORMAL TRAINING.

The Girls' Normal School of Philadelphia reported 952 in its normal department, and 453 other pupils, with 147 graduates in 1878; the Riverview Normal and Classical Institute, Pittsburgh, 79 normal students and 54 graduates; the normal department of Muhlenberg College, Allentown, had a number of students in attendance; and a like department in Newcastle College, Newcastle, had 128 students on its rolls in 1876-77, but no later statistics have been received. Wayneburg College has also a normal course, statistics of attendance on which are not given.

Several city and county superintendents, in reporting to the State superintendent, mention normal classes, schools, or institutes within their jurisdictions as successful and useful, without giving details or statistics. In one case, however, that of a summer normal school held in 1875, 1876, 1877, and 1878, at Newcastle, Lawrence County, during the vacation of the schools, the length of term is said to have been 6 weeks, and the attendance for the first year 65; for the second, 105; for the third, 130; while at the opening of the session of 1878 there were 80 enrolled.

An inquiry respecting these county normal schools has drawn from Deputy Superintendent Houk the statement that there are probably 15 or 20 such, made up in most cases of young teachers or of those preparing to teach, numbering from 20 to 75 pupils, and remaining in session from 4 weeks to 2 months after the annual school term. The most important of these schools appears to be that of Lycoming County, held during the summer vacation at Muncy, in the public school building, with 8 teachers besides the principal of the model school, and with a normal course that includes a preparatory, a junior, and a senior term, as well as a "regular" course of 4 years which begins with elementary and runs up through higher academic studies.

#### TEACHERS' INSTITUTES.

In accordance with law, all the counties of the State held annual institutes in 1878, the sessions lasting generally five days. The average number of actual members present at these institutes was 9,967; of honorary members, 695; of instructors and lecturers, 443. Whether the institutes which may be held twice a month in the cities and boroughs have assembled that often does not appear, although meetings of this kind are mentioned in 17 cities and boroughs out of 25. Pittsburgh, which reports no such institutes, appears from the Educational Voice to have held regular teachers' meetings for mutual improvement; regular meetings were also held in Philadelphia each quarter. In 386 districts institutes were also held.

#### EDUCATIONAL JOURNALS.

The Pennsylvania School Journal, published at Lancaster, was especially interesting in 1878 from its accounts of the personal observations of the editor respecting the educational exhibit at the Paris Exposition and the school systems of European states.

The Educational Voice, of Pittsburgh, continued also its work of aiding the teachers of that city and Allegheny in their efforts to improve.

At the close of 1878 arrangements were made for publishing in 1879 the Teacher's Journal at Wilkes-Barre and The Teacher in Philadelphia.

#### SECONDARY INSTRUCTION.

##### PUBLIC HIGH SCHOOLS.

The State report gives no statistical information for 1877-78 concerning the high schools of the State, beyond the fact that in 1,956 schools, outside of Philadelphia, higher branches were taught, but reports from several cities indicate that this grade of school was continued with a fair attendance of pupils. In Allegheny there were 7 schools of advanced grades, and in Easton and Erie the high schools reached a standard which placed them at the threshold of the college. In Norristown a practical course was adopted in this grade of school, and the progress was said to be very good. Pottsville and Williamsport reported steady increase in numbers, and the Titusville school had just closed one of its most successful years. The Philadelphia Central High School for boys reported 462 boys at the close of the year 1878, with an average attendance of 443, and large numbers of high school rank were in the Girls' Normal School.—(State and city reports for 1878.)

## OTHER SECONDARY SCHOOLS.

The tables of the State report indicate 187 academic schools outside of Philadelphia, with 1,241 teachers and 33,709 pupils; but whether any of these belonged to the 473 private schools reported is not distinctly stated. For statistics of business colleges, private academic schools, preparatory schools, and preparatory departments of colleges reporting to this Bureau, see Tables IV, VI, VII, IX, and X of the appendix following, and the summaries of them in the report of the Commissioner preceding.

## SUPERIOR INSTRUCTION.

## COLLEGES FOR YOUNG MEN OR FOR BOTH SEXES.

Twenty-six colleges and universities out of 29 send reports for 1878, either through printed catalogue or written return. All but 3 of them are denominational institutions; under the influence of the Roman Catholic Church there are 5; Presbyterian, 4; Lutheran, 3; Reformed Church, 3; Methodist Episcopal, Baptist, and Friends, 2 each; United Brethren and Protestant Episcopal, 1 each. All but 4 report preparatory departments,<sup>1</sup> and all but 2, classical courses of 4 years.<sup>2</sup> Eighteen have, also, scientific courses and departments; 3 (Lebanon Valley, Monongahela, and Thiel Colleges) add courses for ladies; 1, a Latin-scientific, and 1 other (Swarthmore), a modern classical course; while 5 have courses in music, and 3, commercial courses. Normal training is attended to in 3, either by means of summer institutes or normal courses. Theological instruction is given, to a greater or less extent, in 9; 3 (Lafayette College, Easton; Lehigh University, South Bethlehem; and the University of Pennsylvania, Philadelphia) have courses in law, and the last named, courses also in medicine and dentistry.

The *University of Pennsylvania* recently added a department of dentistry to the 5 already in operation, so that it now presents, besides the department of arts and that of sciences, 4 professional schools, namely, of medicine, law, music, and dentistry. Women continue to be admitted to the musical department of the university and to lectures in the Towne Scientific School on modern history, general chemistry, physics, and analytical chemistry. Funds are appropriated to enable a limited number of women (not exceeding 6 in any one year) who are or desire to become teachers to receive this instruction without cost.

*Lehigh University* received in 1878 from its founder, Hon. Asa Packer, of Mauch Chunk, a bequest which makes the total sum of his gifts to it \$3,500,000.—(Letter from the president.)

To *Muhlenberg College*, Allentown, Mr. Packer also left a bequest of \$30,000, to be invested and the interest used for the general support of the college.

*Allegheny College*, Meadville, received \$10,000 to build a ladies' hall; \$5,000 of it from Marcus Hulings, esq., of Oil City, Pa., on condition that the town of Meadville should contribute an equal sum.

*Lincoln University*, Lower Oxford, received \$18,250 from various persons in small sums. Of this, \$1,250 was given by Mrs. C. P. Stokes, of New York City, to found a scholarship to educate a young man for missionary work in Africa.

For the names, locations, and denominational influence of reporting colleges, with their statistics, see Table IX of the appendix, and for a summary of the statistics, a corresponding table in the report of the Commissioner preceding.

## SUPERIOR INSTRUCTION OF YOUNG WOMEN.

Young women are received in at least 6 of the above mentioned colleges on equal terms with men. There are also a number of collegiate institutions exclusively for them. For statistics of these last, see Table VIII of the appendix, and a summary of it in the report of the Commissioner preceding.

## SCIENTIFIC AND PROFESSIONAL INSTRUCTION.

## SCIENTIFIC.

The *Pennsylvania State College*, Centre County, is sustained by the congressional grant of 1862, appropriated to this college in 1867. Previous to this, courses of instruction had been instituted here in agriculture, general science, and military tactics, and as thorough provision made for them as means permitted; but, with the aid of this endowment, the college has been organized as a scientific school of high order in the interests of industrial life, classical and literary studies also being included. The courses are preparatory, agricultural, classical, and scientific, the last 3 covering 4 years. Tuition is free to State students.—(Catalogue, 1876-'77.)

<sup>1</sup>The exceptions are Lafayette, Haverford, and St. Francis Colleges and the University of Pennsylvania.

<sup>2</sup>These two are Palatinate College, which is indefinite in its information as to this course, and St. Joseph's, which had not opened its collegiate department in 1878.

A majority of the colleges and universities provide general scientific courses of 4 years, leading to the degree of B. S., while some add technical courses; chief of these, the *Towne Scientific School of the University of Pennsylvania*, Philadelphia, has 6 scientific courses for undergraduates, each of 4 years, besides a graduate course of 2 years. The branches in the undergraduate courses are civil and mechanical engineering, drawing, architecture, geology, mining, analytical and applied chemistry, and mineralogy, besides a course preparatory to medical studies. The graduate course continues some of these branches, and adds metallurgy, dynamic engineering, and physics.—(Catalogue of university.)

*Pardee Scientific Department of Lafayette College*, Easton, besides a general scientific course, has 3 undergraduate technical courses in science, covering 4 years, and makes provision for graduate study also.

*Lehigh University*, South Bethlehem, has 4 scientific courses, each with provision for graduate study.

At Philadelphia there are the *Franklin Institute of Pennsylvania for the Promotion of the Mechanic Arts* and the *Wagner Free Institute of Science*. The last is an evening school, and reports an attendance for 1878 of from 500 to 1,500 students, 25 per cent. of whom were women. Both teach largely by lectures.

#### PROFESSIONAL.

Fifteen *theological* seminaries and departments connected with collegiate institutions which report for 1878 have courses of study covering 3 or more years. Nearly all require an examination for admission more or less strict of those who are not college graduates. Lincoln University, Lower Oxford (Presbyterian), and the Theological Seminary of the Evangelical Lutheran Church, Philadelphia, demand a collegiate or equivalent preparation; the requirements for admission to the Moravian Theological Seminary, Bethlehem, are about equal to the ordinary examination for admission to college; the Theological Seminary of the Evangelical Lutheran Church, Gettysburg, in the absence of a regular academical course, requires the applicant to "pass an examination on his preparatory attainments;" the Theological Seminary of Franklin and Marshall College, Lancaster (Reformed), includes in its examination the studies of the sophomore college year; Crozer Theological Seminary, Upland, requires only religious qualifications in applicants for admission, while others report that a literary examination is required, but do not specify its extent. The Western Theological Seminary, Allegheny (Presbyterian), has an examination for admission in the case of all who are not college graduates. The schools are under the charge of 8 different religious denominations, 3 being Roman Catholic; 3, Reformed; 3, Lutheran; 2, Presbyterian, and 1 each, Protestant Episcopal, Baptist, Unitarian, and Moravian.—(Catalogues and returns.) For names and statistics, see Table XI of the appendix, and summary of this in the report of the Commissioner preceding.

The schools of law reporting are the law departments of the University of Pennsylvania and of Lafayette College. It appears, also, that a course of law lectures was instituted in Lehigh University during 1878. Only one of these schools, that of the University of Pennsylvania, requires an examination for admission, and here only a knowledge of the usual branches of a good English education is required; the examination, however, is exacted only from those who expect to come to the bar in Philadelphia. The course of study in both schools covers 2 years.—(College catalogues and returns.) For statistics, see Table XII of the appendix, and summary of this in the report of the Commissioner preceding.

The *medical* schools reporting, all in Philadelphia, are the medical department of the University of Pennsylvania, Jefferson Medical College, the Woman's Medical College of Pennsylvania, and the Hahnemann Medical College. All are "regular" except the last, which is homœopathic. There seems to be no examination for admission required by any of these schools except the medical department of the University of Pennsylvania and Woman's Medical College, and then only in the case of beneficiaries or holders of scholarships. The medical department of the University of Pennsylvania, however, will impose an examination for admission on all candidates in 1880. It now requires attendance on 3 full courses of lectures previous to examination for a degree. Connected with this school is an "auxiliary department," which supplements the ordinary winter course of instruction by lectures given during the spring months on certain collateral branches of medical science. This auxiliary course is free to matriculates and graduates of the department. It is largely scientific in its character and is essentially a graduate course. It has, therefore, been decided to confer the degree of doctor of philosophy on graduates of the medical department who attend 2 full courses of lectures in the auxiliary department.—(University catalogue, 1878-79.)

Instruction in dentistry is given at the Pennsylvania College of Dental Surgery, the Philadelphia Dental College, and the recently established department of dentistry of the University of Pennsylvania. The last claims to combine thorough practical instruction in mechanical and operative dentistry with such medical studies as are

considered essential to a well educated dentist. As in the others, the required course of study covers 2 years in the Philadelphia Dental College, but the faculty advise one additional year. The Philadelphia College of Pharmacy reports 363 students, a 2 years' course, no examination for admission, but one for juniors before entering the senior year.

For statistics of schools of medicine and dentistry, see Table XIII of the appendix, and summary of this in the report of the Commissioner preceding.

### SPECIAL INSTRUCTION.

#### EDUCATION OF THE DEAF AND DUMB.

The *Pennsylvania Institution for the Deaf and Dumb*, Philadelphia, reported 326 pupils in December, 1877, 378 under instruction during the year 1878, and 322 remaining at the close of the year. Of the 190 boys in the institution, 54 were learning a trade, 8 were in an experimental class in lithography, while all the inmates received a common school education.—(Report for 1878 and return.)

The *Western Pennsylvania Institution for the Deaf and Dumb*, Turtle Creek, reported an average attendance of 68 pupils during 1877-'78, being an increase of 70 per cent. over 1877. There were 84 pupils present at the close of the year, all of whom were taught the common school branches and given instruction in farming, gardening, or light housework. The principal aim of the institution is to familiarize the pupil with the correct use of written language, but a limited amount of oral instruction is given. As a large proportion of mutes never acquire a taste for reading, owing to the unsuitable character of ordinary books, the teachers adopted the plan of writing short stories for their classes, using the words most familiar to the children. The plan gave promise of valuable results.—(Report for 1877-'78.)

#### EDUCATION OF THE BLIND.

The *Pennsylvania Institution for the Instruction of the Blind*, Philadelphia, reported 210 inmates at the close of 1878. Of this number 191 belonged in Pennsylvania, the rest coming from other States. The branches taught were those of the best grammar schools, with vocal and instrumental music; the employments were those usually given to this class of unfortunates. A type writer was purchased during the year for the pupils, as a means of communication between the blind and those who see; it was said to be of much use. In the department of piano tuning and repairing 22 pupils received instruction.—(Report for 1878.)

#### EDUCATION OF THE FEEBLE-MINDED.

The *Pennsylvania Training School for Feeble-Minded Children*, Media, reported 288 inmates on September 30, 1878; school training given daily to 250, and all expected to do some housework, while mattress and shoe making, cane seating, laundry work, baking, grading roads, farming, and gardening were also taught.—(Report for 1877-'78.)

#### EDUCATION OF ORPHANS.

The soldiers' orphans' homes, under control of the State, report 2,526 children taken care of in 1878, over 10,000 children admitted since the establishment of these homes, and nearly 8,000 now engaged in making a living for themselves.

The *Lincoln Institution* and the *Educational Home*, in Philadelphia, reported 109 inmates under 16 years of age, 91 at the Home and 18 at the Lincoln Institution.—(Report of superintendent of soldiers' orphans' homes, 1878.)

The *Girard College for Orphans* reported 871 on the rolls at the close of 1878, a total of 2,382 educated thus far in the institution, and 988 boys indentured to suitable occupations. The regular course occupies 8 years, and although a higher standard of scholarship and conduct than usual was required during the year, 313 pupils received premiums at the annual distribution.—(Report of board of city trusts for 1878.)

#### ART EDUCATION.

The schools of the *Philadelphia Academy of Fine Arts* had in 1877-'78 a total of 210 pupils, 54 of them in the first antique class and 42 in the second. There were 114 pupils in the life class. The training is in drawing, painting, and modelling.

The *School of Design for Women* had 118 pupils on its rolls in 1877; no later information has been received.

The *School of Industrial Art*, attached to the Pennsylvania Museum, promised to be well attended in 1878 by young artisans and school boys. A large number of applicants had sent in specimen drawings and had been practically examined as to present proficiency, by being required to make drawings from models of vases and geometrical forms.—(New-England Journal of Education.)

#### TRAINING IN ORATORY.

The *National School of Elocution and Oratory*, Philadelphia, reported 167 students for 1878 and 58 graduates. The work of the institution is divided into two depart-



ments, viz, the course in elocution and the literary course. There were also graduate, evening, and summer courses. In addition to the regular 2 years' course, a series of lectures, upon a wide range of topics, was given during the year by eminent men.—(Catalogue, 1878.)

#### TRAINING OF NURSES.

The Training School for Nurses, connected with the Woman's Hospital in Philadelphia, reported that of the year's class of 27 there were only 13 remaining under training at the close. Since March, 1877, a 2 years' course of training has been adopted, one year to be spent in the outside practice of the hospital. So great was the demand, however, for paid nurses that little opportunity was found to send nurses to the sick poor, but whenever it was done the results were satisfactory.—(Report of training school for 1878.)

#### INDUSTRIAL AND REFORMATORY TRAINING.

Information was received at this Bureau from 33 orphan asylums and miscellaneous charities, with a total of 2,533 inmates in 1878. Fourteen of these institutions were in Philadelphia, the others scattered throughout the State. The children were taught the common branches and generally some industrial employments.—(Returns.)

The *Industrial Home for Girls*, Philadelphia, reported 26 inmates in 1878 and 500 since 1857. All received a fair education and were taught some industrial employment.—(Return.)

The *West Philadelphia Industrial School of the Immaculate Conception* reported 126 inmates in 1878 and 900 instructed since 1858.—(Return.)

The *Association for the Care of Colored Orphans*, Philadelphia, which is under the charge of the Friends, reported its school in successful operation during 1878, with an average of 80 children present. In August, 1878, there were 4 boys transferred to the Emlen Institution, where 18 boys of African and Indian descent were receiving literary and religious training as well as training in agricultural pursuits.—(Report and return for 1878.)

The *House of Refuge*, Philadelphia, receiving colored and white boys and girls, reported 590 inmates in 1878, colored 173, white 417. All receive instruction in the common branches and some industry. It is estimated that at least two-thirds of the children sent here are restored to society useful, honest, and industrious citizens.—(Fifty-first annual report.)

The *Pennsylvania Reform School* reported 297 inmates, September 30, 1878, and 3,559 admitted since 1854; considerable progress in the studies pursued; the shoe and tailoring shops in active operation; and 50 boys engaged in agricultural labor.—(Report for 1877-78.)

#### EDUCATIONAL CONVENTION.

##### STATE ASSOCIATION.

The State Teachers' Association met at Reading, July 23-25, 1878, with President W. N. Aiken, of Lawrence, in the chair. The sessions were well attended, 100 members being enrolled from Reading and Berks County alone, and the programme presented some of the leading educational questions of the day. Physical culture was advocated by several prominent educators. Miss Maria L. Sanford, of Swarthmore College, read a paper on the labor question. The president of Allegheny College, Rev. Dr. Bugbee, desired that patriotism and loyalty should be among the first things inculcated in the common schools, which should be training schools of statesmen, the qualities of the statesman being just as essential to the merchant, mechanic, or day laborer as to the legislator. Mr. W. S. Schofield, of Philadelphia, presented a report from a special committee on "Coöperative adult education," and Rev. I. N. Hays, of Shippensburg, advocated the need of both moral and religious elements in education. The present system of spelling, with the proposed methods of reform, was discussed, and some time was given to illustrations of Kindergarten work. Papers were read favoring high schools and opposing compulsory education by the State; but the drift of opinion as afterwards expressed seemed to be in favor of compulsion. Hon. Hester Clymer addressed the association on the true ends of scholastic training and the importance of proper culture, urging that the chief object of the schools should be to impart thorough knowledge of those elementary things which every citizen ought to know, and to awaken the mind so that it will be able to go on unaided. The "Responsibility of the teacher," an address delivered by Hon. Daniel Ermentrout, followed, and after electing a president for the ensuing year the meeting adjourned.—(Pennsylvania School Journal, September, 1878.)

#### OBITUARY RECORD.

##### REV. JOHN VANDERVEER, D. D.

This gentleman, a graduate of Princeton, died at Easton, Pa., April 28, 1878. As early as 1828 he founded a prominent school in Easton, called the Miuerua Semi-

nary. His success was such that in 1840 he was spoken of in connection with the presidency of Lafayette College, which position, however, he was unwilling to accept. In April, 1841, he was appointed rector of the academical department of Lafayette College. After closing his school in 1854 he served nine years on the Easton school board either as president or member. He was an enthusiast in the cause of education, an accurate scholar, and a thorough drillmaster.—(*Lafayette College Journal*, June, 1878.)

REV. WM. SMITH, D. D.

This venerable professor died at his residence in Canonsburg, July 17, 1878, aged 85 years. Born near Harrisburg, he entered Jefferson College in 1818; was made tutor there upon his graduation; became professor of ancient languages in 1821, a position which he held for a quarter of a century, when he was nominated vice president of the college and professor of Greek. During his long life as an educator he also occupied a ministerial position, having charge of the Miller's Run Presbyterian Church for 52 years and also acting as chaplain of the county home. It is estimated that more than 5,000 students were under his instruction.—(*Presbyterian and Pittsburgh Banner*.)

REV. C. W. NASSAU, D. D.

This prominent educator, born in Philadelphia, April 12, 1804, graduated from the University of Pennsylvania with the highest honors when only 17 years old. In 1822 he entered the Theological Seminary at Princeton, and in 1825 was ordained and installed pastor at Norristown. Resigning in 1828, on account of failing health, he commenced in 1829 his life work, teaching, although still preaching as often as his health permitted. From May, 1836, to June, 1838, he was professor of Hebrew, Greek, and Latin at Marion College, Mo.; in 1841, professor of Latin and Greek at Lafayette College and vice president of the faculty; in 1849, president of the college, resigning in 1850 to take charge of the Young Ladies' Seminary at Lawrenceville, N. J.; in 1875 he gave up this school and removed to Trenton, where he died August 6, 1878. The degree of D. D. was conferred upon him in 1850 by Jefferson College. Dr. Nassau was especially accomplished in the languages and in theology.—(*Lafayette College Journal*, October, 1878.)

DR. EMELINE HORTON CLEVELAND, M. D.

Born in Ashford, Conn., September 22, 1829, Dr. Cleveland became a district school teacher in New York State at 19 years of age. In 1850 she entered Oberlin, teaching during the vacations. Graduating in August, 1853, she entered the Medical College of Pennsylvania in October, 1853. Married to Rev. G. B. Cleveland in 1854, she completed her medical studies while her husband was preaching in Steuben County, N. Y. In March, 1855, she received the degree of M. D., and then practised for one year in Steuben County, but her genius and rare ability were such that in 1856 she was invited to fill the position of demonstrator of anatomy in the college, which she accepted. From that time she was always connected with this institution, as professor of anatomy, of obstetrics, or as resident physician in the hospital, a position which she held for seven years. Even to the time of her death, December 8, 1878, she continued her round of college and hospital duties as well as her private practice.—(*Memorial Hour*.)

CHIEF STATE SCHOOL OFFICER.

Hon. J. P. WICKERSHAM, *State superintendent of public instruction, Harrisburg.*

[Fourth term, 1876-1880.]

**RHODE ISLAND.**  
**STATISTICAL SUMMARY.**

	1876-77.	1877-78.	Increase.	Decrease.
<b>POPULATION AND ATTENDANCE.</b>				
Youth of school age (5-15 inclusive) in 1875.	53,316	53,316	.....	.....
Different pupils enrolled .....	39,959	41,093	1,134	.....
Average number belonging .....	30,816	30,117	.....	699
Average daily attendance .....	27,562	26,644	.....	918
Per cent. of average belonging to enrollment in graded schools.	.....	73	.....	.....
Per cent. of average belonging to enrollment in ungraded schools.	.....	70	.....	.....
Per cent. of average attendance to enrollment in graded schools.	.....	65	.....	.....
Per cent. of average attendance to enrollment in ungraded schools.	.....	60	.....	.....
Enrolled in evening schools.....	3,739	4,536	797	.....
<b>SCHOOL DISTRICTS AND SCHOOLS.</b>				
Number of school districts.....	431	431	.....	.....
Number of public school buildings ...	442	443	1	.....
Number of graded schools.....	496	506	10	.....
Number of ungraded schools .....	292	295	3	.....
Whole number of public day schools..	788	801	13	.....
Number of schools visited by school committee.	.....	422	.....	.....
Number of schools visited by school trustees.	.....	210	.....	.....
Average time of schools in days .....	181	182	1	.....
Whole number of evening schools .....	28	36	8	.....
Valuation of public school property...	\$2,644,541	\$2,634,941	.....	\$9,600
<b>TEACHERS AND THEIR PAY.</b>				
Men teaching in public schools .....	212	217	5	.....
Women teaching in public schools.....	892	897	5	.....
Whole number in day schools .....	1,104	1,114	10	.....
Whole number in evening schools .....	177	198	21	.....
Number of teachers trained in normal school.	.....	161	.....	.....
Number of teachers without experience	.....	63	.....	.....
Average monthly pay of men.....	\$80 69	\$75 00	.....	\$5 69
Average monthly pay of women .....	45 91	45 85	.....	6
<b>INCOME AND EXPENDITURE.</b>				
Total receipts for public schools.....	\$730,422	\$709,444	.....	\$20,978
Total expenditure for them.....	725,963	679,771	.....	46,192
<b>SCHOOL FUND.</b>				
Available school fund.....	\$240,376	\$240,376	.....	.....

(From report for 1877-78 of Hon. T. B. Stockwell, State commissioner of public schools. The receipts include balance on hand from preceding year and State appropriation for evening schools; the expenditures include the wages of evening school teachers and other expenses of these schools.)

## STATE SCHOOL SYSTEM.

## OFFICERS.

A State board of education of 8 members controls the public schools. The governor and lieutenant governor are ex officio members, and the general assembly elects annually 2 of the 6 remaining in such order as to give Providence County 2 members and the remaining counties 1 each. This board reports annually to the legislature.

A State commissioner of public schools, elected annually by the board as its secretary and executive officer, visits and inspects schools, and makes annual report respecting them.

School committees of 3 or more members are elected by the towns for 3 years' service, one-third of their body being elected each year. Women are eligible to these positions. Under the town system prevailing in 8 cases, the committee entirely controls the schools, choosing a superintendent when the town may have failed to elect such officer.

District trustees are elected by the districts. They number 1 or 3 persons, and, assisted by a clerk, a treasurer, and a collector chosen by the district, have charge of the schools of their respective districts.—(School manual for 1873.)

## OTHER FEATURES OF THE SYSTEM.

An invested school fund is the basis of the State aid to the public schools. The sum of \$90,000, consisting of the income of this fund and such other moneys in the State treasury as may be needed to make up the amount, is required to be apportioned annually by the State commissioner among the towns, \$63,000 of it in proportion to the number of children under 15 years of age, as shown by the last preceding census, and the remaining \$27,000 in proportion to the number of school districts in each town. This State money is to be used in the payment of teachers only, the towns and districts being expected to provide any additional wages to teachers and to meet all other expenses of the schools. No town may receive any part of this State appropriation, unless it raise by tax for its own schools at least as much as its portion of the State money; districts may also raise taxes to supplement the public fund received. The town's part of the \$27,000 received from the State is apportioned equally among the districts of the town; its part of the \$63,000 is distributed one-half equally among the districts and the remaining half according to the average daily attendance on the district schools in the preceding year. To obtain employment in schools receiving State aid, teachers must produce evidence of qualification in a certificate from the town school committee, from some person appointed by it as examiner, or from the trustees of the normal school. Institutes for the improvement of the teachers, to be paid for by the State and to be under the direction of the State school commissioner, are provided for in the law, but the place and time of holding them appear to be left wholly to his discretion.

The schools are open to all children from 5 to 15 years of age residing in the towns or districts where they are held. The text books for them are recommended by the State commissioner, but the power of determining what they shall be rests with the school committees, provided that no text book is to be changed more than once in 3 years, unless with the consent of the board of education.

## GENERAL CONDITION.

As in 1877, there is shown in the statistics an educational advance in various respects; but not, as then, almost all along the line. The public school enrolment advanced 1,134 beyond the enrolment for 1877, which was itself 631 above that of 1876. But from the prevalence of epidemic diseases among children, which in some localities decimated the schools and in others caused the entire suspension of them, the average belonging was 699 less than in 1877 and the average daily attendance 918 less.

There was an increase of 1 in the number of school-houses, against an increase of 12 in the preceding year, but that one, if it was the high school building at Providence, completed in 1878, cost about \$217,000, or nearly as much as the whole 12 buildings of the preceding year. The increase of public day schools reached 13 in 1878, against 31 in 1877; while the graded schools, which increased by 30 in 1877, showed an increase of only 10 in 1878. Notwithstanding the completion of the high school at Providence, the valuation of all school property is \$9,600 lower than in 1877. The average monthly pay of male teachers, which has been decreasing since 1875, in 1878 fell \$5.69 below that of 1877.

The expenditure on sites and buildings was so much less than in 1877 as largely to account for a falling off of \$46,192 in the whole expenditure for schools, and the continued depression in business during the greater part of 1878 probably accounts also for a reduction in the school income of \$20,978.

Notwithstanding these things, however, the State commissioner finds reason for en-

comragement in the improved discipline and methods of instruction in the schools, as well as in the fact that the average length of the school term, increasing of late years by about a day annually, was in 1878 nine months and two days, the longest yet secured.

#### EVENING SCHOOLS.

A large class of persons unable to avail themselves of other advantages have received the benefit of evening schools. Eight new evening schools were opened in 1878, making their number 36, with an enrolment of 4,536 and an average attendance of 2,112.

#### LEGISLATION.

The only amendment to the school laws passed by the legislature provides for an annual census of all children of school age. The census will be taken every January, at the same time as the registration of births. The object of this law is to determine how many children of school age the State has, to ascertain how many have attended schools, both public and private, and to secure the names and residences of children's parents or guardians.—(State report, 1878.)

#### FREE LIBRARIES.

The amount appropriated by the State during the year 1878 for the benefit of free libraries for public use was \$1,250. Libraries already established in East Greenwich, Johnston, and New Shoreham receive assistance from this appropriation, and Superintendent Cady, of Barrington, recommends the establishment of a similar one at that place. These libraries are sustained by voluntary contributions of members and others and by funds realized from lectures and other entertainments. In Bristol the new building of the Rogers Free Library has been completed with ample and elegant accommodations. It is designed to hold 10,000 volumes, and among its spacious rooms is one designed for the permanent use of the Young Men's Christian Association.—(Report of the board of education and commissioners of public schools.)

#### CITY SCHOOL SYSTEMS.

##### OFFICERS.

The city of Providence has a committee of 6 members for each ward. Newport has 2 for each ward and 2 for the city at large, making 12 in all. Each city has a superintendent and annually changes one-third of the members of its boards.

##### STATISTICS. a

Cities and towns.	Population.	Youth of school age.	Enrolment in public schools.	Average attendance.	Teachers.	Expenditure. b
Newport.....	14,028	2,807	1,934	1,325	47	\$39,063
Pawtucket.....	18,460	3,853	2,988	1,825	44	40,790
Providence.....	101,000	19,177	13,821	9,490	287	343,695
Warwick.....	11,700	2,632	1,963	1,062	28	12,776
Woonsocket.....	13,576	3,236	1,925	1,147	34	25,731

a These statistics are from the report of the State commissioner; the additional particulars following, partly from the same, partly from special reports and returns.

b Expenditure includes totals for evening schools.

##### ADDITIONAL PARTICULARS.

*Newport* reports 10 school buildings and school property valued at \$203,008. The city has sustained 33 graded schools, primary, intermediate, grammar, and high, and one ungraded school for winter scholars; 7 evening schools, under 12 teachers, were taught during 8 weeks, the whole number of pupils attending being 332 and the average attendance 135. Over 40 pupils subsequently became attendants in the day schools. Besides the evening schools, there were parochial and private schools, the former enrolling 579, the latter 153, making a total of 3,048 enrolled in some school. Drawing and vocal music are taught.—(State report and report of city superintendent for 1877-78.)

*Pawtucket* reports 38 graded and 4 ungraded schools; 16 school buildings, valued, with sites and apparatus, at \$169,360. An evening school taught 19 weeks employed 7 teachers, enrolled 501 pupils, and had in average attendance 128 pupils.—(State report.)

*Providence* reports 50 school buildings, of which one, the elegant new high school building noticed in the report for 1877, was completed in 1878. Its cost, inclusive of the land, was \$216,974. This fine building will accommodate 900 pupils. In the high school the full course occupies 4 years, and 4 or 5 may be passed in selected studies.

The entire school property of the city is valued at \$1,450,000. The day schools numbered 242, all graded, in 50 school buildings; 9 evening schools, under 120 teachers, enrolled 2,693 pupils and had 1,302 in average attendance. Eight vacation schools were taught during six weeks of the summer, securing an enrolment of 1,037 and a daily attendance of 600 to 700. Between the high school and the primary schools there are two grades, the intermediate and grammar. The prescribed course in the primary and intermediate schools is of two and a half years for each. Two grammar school buildings were completed in 1878.—(State report and report of City Superintendent D. Leach for 1877-78.)

*Warwick* reports 18 graded and 10 ungraded schools in 1878, taught for an average of 8 months and 18 days. No evening schools are reported.

*Woonsocket* reported 24 graded and 2 ungraded schools and school property valued at \$131,500. At its annual meeting in June, 1878, the town voted that in future text books should be gratuitously supplied to the children of the public schools. In addition to the systematic teaching of singing in the higher classes, it was in 1878 taught in the primary schools as a recreation. In the high school 95 pupils were enrolled, with an average attendance of 58, and the private schools enrolled 23 scholars. The enrolment of the Catholic schools was 621 and of private schools 23, making a total enrolment in all schools for the year 1878 of 2,450, according to the separate town report; according to the figures in the State report, the private and church schools added in make 2,569.

### TRAINING OF TEACHERS.

#### RHODE ISLAND STATE NORMAL SCHOOL, PROVIDENCE.

The year 1877-78 was one of success to this school. Many graduates became teachers; many teachers, after long experience, entered the school and completed the course; and as the standard of qualification for graduation had been raised, a superior class of instructors was given to the State. The number of scholars for the year was 145, of whom 38 entered the first term, 27 the second, and 22 were high school graduates. The whole number of pupils of this school from 1871 to 1878 was 590; number of graduates, 201. More than 95 per cent. of the graduates are teachers. Practice in teaching is made prominent; each pupil as designated or in turn teaches a class independently of text books, by a method previously considered, the remaining pupils being scholars and critics at the same time. The regular course of study occupies 2 years; that arranged for graduates of high schools, 1 year, while an advanced course continues 3 years. Classes graduate semiannually, and many teachers attend the Saturday classes. The increasing demand for admission enables the board of trustees to exact a higher average of scholarship on admission and to establish a generally higher standard.—(State report for 1878.)

#### TEACHERS' INSTITUTES.

Physical disability on the part of the commissioner compelled him to abandon plans for extended work in institutes; and he therefore held only one regular institute during the year, that at Westerly, November 14 and 15, 1878. This was for the benefit of the teachers of Washington County, and special efforts were made to attract all teachers and school officials in the county. The meeting was full and satisfactory. In conjunction with Professor Greenough, he also held a day institute, by special invitation of the committee of Hopkinton, at Ashaway, August 29, for the benefit of the teachers of that town.—(State report for 1878.)

#### EDUCATIONAL MEETINGS.

It appears from the State report that in several towns teachers held meetings from time to time, in which in some instances committees and superintendents have participated, for the purpose of discussing matters and interchanging opinions relating to public schools. The meetings in some places were quarterly; in others, the number of them does not appear.

In Providence, a meeting of the town superintendents is held quarterly under the direction of the school commissioner.—(State report for 1878.)

### SECONDARY INSTRUCTION.

#### PUBLIC HIGH SCHOOLS.

Several towns, besides the cities of Providence and Newport, report high schools. The Rogers High School, of Newport, maintained its previous good repute, the graduates who entered colleges and universities proving its excellence, while the young men and women who have received its advantages have been ranked among the best teachers in their communities. In Providence, the high school is established in a handsome new building, intended to accommodate 900 scholars. This school, which has been in operation 35 years, has afforded instruction to more than 5,000 pupils. The

high school at Woonsocket is reported to have enrolled 96 scholars, with an average attendance of 58. In Bristol, the high school course is much approved, and the zeal and success of its teachers are warmly commended. New Shoreham and North Kingston are establishing schools of high grade, and the high school at Warren is favorably mentioned, its course of study having been revised, in order that students not desiring to pursue the study of languages may enjoy a full English course of 5 years. A piano and library have been procured through the individual exertions of pupils and others.—(State report, 1878.)

#### OTHER SECONDARY SCHOOLS.

For the titles, post offices, and statistics of private academies and schools preparatory to college, of which there are some important ones within the State, see Tables VI and VII of the appendix following. For a summary of their statistics, see corresponding tables in the report of the Commissioner preceding.

#### SUPERIOR INSTRUCTION.

##### BROWN UNIVERSITY.

As stated in the Report of the Commissioner of Education for 1877, Brown University, Providence, in addition to the regular 4 years' course of classical studies and special courses for students not entering as candidates for degrees, has 3 courses of 4 years' duration for the degree of bachelor of philosophy. Two of these include classical studies; the third omits them, substituting scientific studies. The report of President Robinson for 1878 shows the curriculum to be somewhat modified, natural history occupying a more prominent place and the natural sciences receiving much attention. The catalogue of 1878-'79 presents a total of 243 students, 14 of whom are graduates. The library of the university, consisting of 50,000 volumes, has been transferred from Manning Hall to the new library building mentioned in the report of 1877.—(Catalogue and return.)

#### SCIENTIFIC AND PROFESSIONAL INSTRUCTION.

##### SCIENTIFIC.

Brown University having received from the State the agricultural college land grant assigned by Congress to Rhode Island, affords instruction in such branches of learning as are related to agriculture and the mechanic arts. Students adopting this course are subjected to the same conditions of admission as if entering upon any select course of study. For their term of university residence and the extent of their acquirements they receive certificates; but in case these studies should be pursued in connection with the regular classical and scientific courses and the requirements for the degrees of bachelor of arts and bachelor of philosophy be fulfilled, those degrees are conferred.—(Catalogue of university for 1878-'79.)

##### PROFESSIONAL.

No schools for theological, legal, or medical instruction appear to have existed in Rhode Island in 1878.

#### SPECIAL INSTRUCTION.

##### SCHOOL FOR THE DEAF, PROVIDENCE.

This school was opened April 2, 1877, with 5 pupils, whose parents had petitioned the general assembly for assistance in the education of their children, desiring that they might be educated within the city of Providence, and that, if possible, they might be taught to communicate in spoken language. An appropriation was made for a school, and a resolution was passed by the assembly granting authority to the board of education to appoint certain deaf-mutes and semi-mutes, not exceeding 10 in number, as State beneficiaries. With the consent of the superintendent of public buildings for Providence, the conditional use of a school room was obtained, and Mr. Joseph W. Homer, of Boston, was invited to assume charge of the school, and later two lady assistants were provided. The school is designed to train children who are disqualified by deafness for ordinary instruction, and to educate not only those who are deaf and dumb, but those who are only deaf; an endeavor is made, in the case of the deaf and dumb, to remove the disability of dumbness, although deafness remain. The instruction is conducted on the method known as the "German," by which the pupils are taught to articulate and to understand spoken language by "lip reading," instead of communicating by the signs and the manual alphabet of the "French method." In the case of children who have become totally or partially deaf after having learned to talk, great care is taken to preserve any remaining powers of articulation and to teach them to comprehend spoken language by "lip reading." Children are taught the ordinary elementary branches of education, and their recitations are conducted in

oral or written language, while the use of the signs of manual communication is discouraged. Children who are congenital deaf-mutes—to whom the word hearing is meaningless, being mentally so constituted, however, as to be able, after some years of labor, to communicate intelligently by means of speech—are invited to enter the school and remain until their capacities have been tested, as ability and aptness are indispensable to their final qualification. The number of pupils has been doubled since the commencement of the school; the ages of the 10 pupils vary from 7 to 18. The State made a special appropriation of \$2,000 toward the support of the school.—(State report and letter from the State commissioner.)

#### EDUCATION OF THE BLIND.

In addition to the \$2,000 mentioned in the preceding paragraph, the sum of \$6,000 is annually appropriated for the benefit of the indigent blind, deaf, and imbecile of the State. The blind are placed in the Perkins Institution and Massachusetts School for the Blind, South Boston.—(Report of Joseph W. Homer for 1878, in State report, and letter from the State commissioner.)

#### ART EDUCATION.

The Rhode Island School of Design, Providence, the project of which was mentioned in the report of 1877 as “a school wherein the principles of art are to be applied to the requirements of trade and manufacture in the instruction of artisans in drawing, painting, modelling, and designing,” was commenced in the autumn of 1878, Mr. Charles A. Barry, late supervisor of drawing in the public schools of Boston, being appointed head master. The school has both day and evening classes, and its courses of instruction embrace nearly all the forms of art, including embroidery. In 1879 a school of drawing for children will be opened.—(New-England Journal of Education and circular of school.)

#### REFORMATORY AND INDUSTRIAL TRAINING.

In the city of Providence there are several institutions for the training of homeless children maintained by voluntary charity.

The *Children's Friend Society*, non-sectarian, organized in 1835, and sustained by donations, had in its school 66 inmates, who were taught the ordinary elementary studies, the boys being kept in school until sent to farms in the country and the girls being trained in housework.

*St. Mary's Orphanage*, organized in 1878, is sustained by contributions, and had 10 inmates, who were taught the elementary branches and trained in plain sewing and housework.

*The Shelter*, under the Providence Association for the Benefit of Colored Children, was founded in 1840, and has been maintained by charity. Its inmates, numbering 26 in May, 1878, were trained in plain sewing and housework, and the majority are taught to read.—(Report and return.)

The *Providence Reform School*, which had 213 inmates at the close of 1877, reports for 1878 a total of 231 instructed in the ordinary elements of English and in several useful industries.—(Return.)

#### EDUCATIONAL CONVENTION.

##### RHODE ISLAND INSTITUTE OF INSTRUCTION.

The Rhode Island Institute of Instruction held its thirty-third annual session in Providence January 17-19, 1878. Various schools were visited by the members. The high school section, presided over by Prof. Joseph Eastman, of East Greenwich, first listened to a paper read by Prof. William Gammell, LL. D., entitled “Aids which history has received from physical science.” Prof. J. W. White, of Harvard University, then spoke about “Present methods of instruction in Greek and Latin in American schools and colleges; can better results be obtained?” A peculiar feature of the lecture was “directions for reading Greek and Latin at sight,” illustrated by the professor. The teachers of the grammar and primary departments met in the afternoon. An address by Mr. G. E. Church on “Early steps in language,” urging careful study of English grammar and advocating the teaching of grammar by illustration, and an illustrated explanation of “Grube's method in numbers,” by Miss Ida M. Gardner, completed the first day. In the evening a large audience listened to a paper read by Rev. William M. Barber, of Yale College, on “The rights of the taught.” A memorial was presented by Mr. Stockwell, from the “Rhode Island Temperance Union,” petitioning the institute to adopt measures to inculcate temperance principles in the public schools. “The teacher in politics” was the subject of a paper read by Mr. J. A. Estee, which was subsequently discussed. In the afternoon Prof. W. B. Niles, of the Massachusetts Institute of Technology, read a paper



on "Physical geography in the common schools," urging the utility of map drawing, and Prof. J. D. Runkle, of the same institution, read a paper on "Manual education," which led to some discussion. Hon. J. W. Dickinson, secretary of the State board of education in Massachusetts, delivered an address on the "Principles of teaching." The members of the institute were addressed in the evening in music hall by Governor Van Zandt and several professors and high officials. On Saturday, the 19th, the report of the committee on the New-England Journal of Education was presented, and, after resolutions indorsing its work, a local editor for Rhode Island and a member of the advisory board in the interest of the State were elected. Mr. T. D. Adams, of Westerly, then delivered an address on "Culture." Prof. B. G. Hibbard, of New Britain, Conn., conducted a class of the normal school in reading exercises, and recited Tennyson's "Bugle song." After the usual resolutions and reports had been disposed of, the institute adjourned.—(New-England Journal of Education.)

#### CHIEF STATE SCHOOL OFFICER.

Hon. THOMAS B. STOCKWELL, *State commissioner of public schools, Providence.*

[The present commissioner of public schools has been annually reflected by the State board of education since 1874.]

## SOUTH CAROLINA.

## STATISTICAL SUMMARY.

	1876-77.	1877-78.	Increase.	Decrease.
<b>POPULATION AND ATTENDANCE.</b>				
White youth of school age (6-16) in 1877.	83, 813	83, 813	.....	.....
Colored youth of school age (6-16) in 1877.	144, 315	144, 315	.....	.....
Total school population (6-16) in 1877.	228, 128	228, 128	.....	.....
Whites enrolled in public schools....	46, 444	54, 118	7, 674	.....
Colored enrolled in public schools ...	55, 952	62, 121	6, 169	.....
Total enrolment .....	102, 396	116, 239	13, 843	.....
<b>SCHOOL DISTRICTS AND SCHOOLS.</b>				
Number of school districts .....	437	437	.....	.....
Free public schools .....	2, 483	2, 922	439	.....
Number of school-houses .....	2, 084	2, 552	468	.....
New school-houses within the year ..	25	56	31	.....
Cost of the same .....	\$3, 775	\$3, 884	\$1, 109	.....
School-houses owned by districts .....	597	589	.....	8
Valuation of school-houses .....	\$294, 907	\$340, 615	\$45, 708	.....
<b>TEACHERS AND THEIR PAY.</b>				
Men teaching in public schools .....	1, 639	1, 844	205	.....
Women teaching in public schools...	1, 035	1, 273	238	.....
Whole number of teachers .....	2, 674	3, 117	443	.....
Number of white teachers .....	1, 725	2, 091	366	.....
Number of colored teachers .....	949	1, 026	77	.....
Average monthly pay of men .....	\$28 32	\$28 22	.....	\$0 10
Average monthly pay of women.....	26 87	25 42	.....	1 45
<b>INCOME AND EXPENDITURE.</b>				
Total receipts for public schools.....	\$189, 353	\$316, 197	\$126, 844	.....
Total expenditure for the same.....	226, 021	319, 030	93, 009	.....

(From reports of Hon. J. K. Jillson and Hon. Hugh S. Thompson, State superintendents of education, for the two years indicated.)

## STATE SCHOOL SYSTEM.

## OFFICERS.

A State superintendent of education, elected every 2 years by popular vote, has general supervision of all free public schools, reporting annually concerning them to the legislature through the governor.

A State board of examiners is composed of the State superintendent and 4 persons appointed by the governor and confirmed by the senate.

A county school commissioner is elected every 2 years by the people in each county; under the State superintendent he has supervision of the public schools in his county. Charleston forms an exception, having her own superintendent.

County boards of examiners, composed of the county school commissioners and 2 other persons appointed by the State board of examiners for terms of 2 years, hold examinations in each county of candidates for teachers' certificates, giving such certificates, good for one year, to qualified applicants. These boards also advise with the county commissioners upon all doubtful matters of duty and define the limits of school districts. Each member must be competent to teach a first grade school.

A board of trustees of 3 members, appointed by the county board of examiners, serves in each school district 2 years and manages the public school interests of the district.

## OTHER FEATURES OF THE SYSTEM.

As in several other southern States, South Carolina gives large powers to the State board; it adopts rules and regulations for the public schools, prescribes a standard of proficiency for teachers, determines the methods of examination in the county boards, appointing two of the three members in each of these, and by settling the course of study for the schools, with the text books to be used in prosecuting it, gives shape and character to the whole body of instruction in each free school throughout the State.

By an amendment to the constitution ratified by the legislature December 20, 1877, the support of the free schools is henceforth to be derived from a tax of not less than 2 mills on the dollar on all taxable property, levied expressly for this purpose and added to the poll tax of \$1 previously required. The amount collected in each county from these sources is to be held in the treasury of the county where it is collected, and to be reported monthly to the county school commissioner, that each county board may know what it has to depend on for the support of the county schools.

The school year and the fiscal year are both made to begin on November 1, so that by prompt collection of the taxes this information may be full and early and that no contracts may be made beyond what the funds will justify. The county boards thus have the means of determining the length of school term they can make arrangements for, and any contract which may go beyond the funds apportioned by the county commissioners to the school districts of their counties is made void by law. The apportionment is to be according to average attendance.

Teachers for the free schools must have certificates of qualification either from the State board of examiners or from that of the county in which they propose to teach. As the examinations by the county boards are now conducted in writing under the direction of the State board and on questions prepared in the office of the State superintendent, it is possible to secure greater uniformity of qualification and a higher standard than when each board had its own way of working. To draw their pay after having taught, teachers must make full sworn reports to the clerk of the board of trustees by whom they are employed, rendering these reports each month, and including a number of required particulars.

The usual English branches are to be taught in each free school, the principles of the Constitution and laws of the United States and of South Carolina, morals, and good behavior.

## ELEMENTARY INSTRUCTION.

## GENERAL CONDITION.

The State superintendent reports the public school system greatly improved in 1878 through the constitutional amendments relating to the control of schools. These amendments relate to a new method of raising school funds, to a new school law resulting in increased attendance, to the adoption of a uniform series of text books, to measures to secure teachers of improved qualifications, to arrangements for better management of the school funds, and to the appointment of a State board of examiners, to which appeal may be made from decisions of the county boards. The amendment which imposes a tax of not less than 2 mills on a dollar on all taxable county property is considered an improvement on former methods of realizing the school funds. The school year and the fiscal year both commencing on the 1st of November, the commissioners are able to estimate accurately the amount of funds to be at their disposal, thereby avoiding debt and consequent complications. The schools were open on an average in 1878 for 91 days, and the reports show an increase in the attendance of 13,843 since 1877. The total attendance of the year 1878 was the largest ever reported, excepting that of 1876. The adoption of a uniform series of text books the superintendent regards as very important. The revised statutes of South Carolina also direct the general assembly to appropriate money for the purchase of text books for the schools, to be selected by the State superintendent, but the legislature failed to make such an appropriation. The inefficiency of some commissioners, delay in the collection of taxes, the want of normal schools for both white and colored teachers, and the inadequacy of the school fund are mentioned in the report as hindrances to progress. A new method of examination of teachers, by written questions prepared in the superintendent's office, will, he thinks, secure better teachers.

## LEGISLATION.

An act altering and amending the school laws of the State was approved by the governor March 22, 1878. Its provisions prove to be well adapted to the wants of the people.

## AID FROM THE PEABODY FUND.

The State during the year 1877-'78 received aid from the Peabody educational fund amounting to \$3,600. With the exception of \$200 allowed to pay the expenses of a

commission to revise the school law and \$150 for a teachers' institute, this sum was distributed among schools in Sumter, Columbia, Rock Hill, Yorkville, Winnsboro, Spartanburg, and Beaufort. Four of the schools thus aided were for colored children.

#### KINDERGARTEN.

For statistics of the only Kindergarten reported from the State, see Table V of the appendix.

### CHARLESTON CITY SCHOOL SYSTEM.

#### OFFICERS.

Representatives of all the city wards form a board of city commissioners, who elect a city superintendent and have authority to levy a tax for the benefit of the public schools not exceeding a mill and a half on the dollar on all taxable city property.

#### STATISTICS.

The population of Charleston is estimated at 54,000. The youth of school age in 1878 numbered 12,727, with an enrolment of 7,281 (both white and colored, the latter in small majority) and an average attendance of 6,844. Only about 500 of the number enrolled received instruction in the higher branches. Nine colored and 81 white teachers were employed, of whom 85 were females. The average monthly pay of male teachers was \$121.66; of female teachers, \$38.70. The schools were in session 10 months, at a cost of \$56,050.18. The repeal of the law allowing local district taxation for the benefit of public schools did not affect Charleston.

### TRAINING OF TEACHERS.

#### NORMAL SCHOOLS.

The *Avery Normal Institute*, Charleston, had, in 1878, 285 pupils; 81 were in the normal course, of whom 10 graduated; instructors, 9. The regular course includes vocal music, but instrumental music is an elective.

A 4 years' normal course in *Clafin University*, Orangeburg, is designed to prepare teachers for the common schools. No statistics of attendance have been received.

The *State Normal School*, at Columbia, remained suspended in 1878.

#### TEACHERS' INSTITUTES.

Teachers' conventions have been held in the counties of Aiken, Barnwell, Darlington, Spartanburg, and Union. These conventions have excited great interest, and are said to have had a stimulating effect on teachers. During the year 1878 the superintendent delivered addresses before large audiences in the counties named on educational subjects.

### SECONDARY INSTRUCTION.

#### PUBLIC HIGH SCHOOLS.

The State superintendent's report for 1878 affords no statistics concerning high schools in the State further than the statement that 3,228 children belonging to the public schools of the State have studied the higher branches. Of the number given, 531 were in the schools of the city and county of Charleston.

#### OTHER SECONDARY SCHOOLS.

Statistics of private academies and preparatory departments of colleges and universities may be found in Tables VI, VII, and IX of the appendix following, and the summaries of them in the report of the Commissioner preceding.

### SUPERIOR INSTRUCTION.

#### COLLEGES FOR YOUNG MEN OR FOR BOTH SEXES.

The *College of Charleston*, Charleston, reported 41 students and 6 professors; also a full collegiate course, but no preparatory. At the last commencement 5 young men received the first degree.—(Return.)

The *University of South Carolina*, Columbia, suspended on account of failure of legislative support in 1877, was not reopened in 1878, although a considerable part of the United States land grant endowment seems to have been transferred to it.

*Adger College*, Walhalla, first reported by its catalogue of 1878-'79, in addition to a regular 4 years' curriculum, has a partial course and a preparatory department. The South Carolina Presbytery in 1878 assumed charge and control of the college.

*Clafin University*, Orangeburg, reports no changes in its course of 1877, except that the normal course now covers 4 years instead of 2.

*Erskine College*, Due West, has a preparatory course followed by classical and scientific collegiate courses.

*Furman University*, Greenville, presents in its catalogue of 1877-78 eight courses or "schools," with the addition of modern languages. Students are allowed to select any of the "schools," and no limit of time is fixed for the completion of a course of study, the time allotted depending upon the nature and extent of the course and the diligence of the student.

*Newberry College*, Newberry, seems to have added the scientific instruction recommended to the board of trustees in the catalogue of 1877-78.

*Wofford College*, Spartanburg, has reorganized its preparatory department.

For statistics of these colleges, see Table IX of the appendix following; for a summary of them, the corresponding table in the report of the Commissioner preceding.

#### INSTITUTIONS FOR THE SUPERIOR INSTRUCTION OF YOUNG WOMEN.

For names, location, and statistics of institutions for the superior instruction of young women, reference may be made to Table VIII of the appendix. A summary of their statistics may be found in the report of the Commissioner preceding.

### SCIENTIFIC AND PROFESSIONAL INSTRUCTION.

#### SCIENTIFIC.

The Agricultural College and Mechanics' Institute, a department of Clafin University, has a 4 years' agricultural and scientific course. The farm of 150 acres is mostly under cultivation, and, with a carpenter's shop, affords the colored students an opportunity to receive practical instruction. For statistics, see Table X of the appendix following.

#### PROFESSIONAL.

The *Theological Seminary of the General Assembly of the Presbyterian Church in the United States*, at Columbia, demands of candidates for admission proof of a regular education at some college or university, or equivalent attainments. The course covers 3 years, to which 1 year may be added. For statistics, see Table XI of the appendix.

The *Law School of the University of South Carolina*, closed with its other departments in 1877, as reported that year, had not been reopened up to December, 1878.

The *Medical College of the State of South Carolina* had 71 students and 23 graduates in 1878. The City and Roper Hospitals, used for its clinical instruction, are now under one organization and placed in thorough order.—(Catalogue for 1878-79 and return.)

### SPECIAL INSTRUCTION.

#### EDUCATION OF THE DEAF AND DUMB AND THE BLIND.

The South Carolina Institution for the Deaf and Dumb and the Blind, Cedar Spring, shows by its catalogue for 1878 an attendance of 46 pupils, 34 deaf and dumb and 12 blind. The State appropriation for the fiscal year was \$6,000. Besides \$8,000 asked for to continue the school, the superintendent recommends that \$1,000 be appropriated to establish a department for colored pupils.

#### EDUCATION OF ORPHANS.

The *Charleston Orphan House*, with 260 inmates, had a Kindergarten containing from 50 to 60 pupils. Three other kindred institutions reporting show that 303 orphans in the State were supported and instructed in 1878. All were trained in the ordinary elementary studies; in two institutions, in domestic duties also; and in one school, in printing, farming, and sewing.

The *Holy Communion Church Institute*, Charleston (Protestant Episcopal), reports 85 inmates in 1878, and an income of \$15,000. In the ten years of its existence the institute has sent 59 of its beneficiaries to college, and besides teaching 1,200 day scholars has nurtured and educated 606 orphans.—(Return.)

### CHIEF STATE SCHOOL OFFICER.

Hon. HUGH S. THOMPSON, *State superintendent of education, Columbia.*

[First term, May 1, 1877, to January 1, 1879.]

## TENNESSEE.

## STATISTICAL SUMMARY.

	1876-'77.	1877-'78.	Increase.	Decrease.
<b>POPULATION AND ATTENDANCE.</b>				
White youth of school age (6-18).....	330,935	336,817	5,882	.....
Colored youth of school age (6-18).....	111,523	112,100	577	.....
Total school population.....	442,458	448,917	6,459	.....
Whites enrolled in public schools.....	184,606	206,810	22,210	.....
Colored enrolled in public schools.....	43,043	54,342	11,299	.....
Total enrolment.....	227,643	261,152	33,509	.....
Average daily attendance.....	142,266	172,198	29,932	.....
Per cent. of enrolment on school population.	51	58	7	.....
Per cent. of attendance on school population.	32	38	6	.....
<b>SCHOOLS AND SCHOOL-HOUSES.</b>				
Public schools for whites.....	3,640	4,205	565	.....
Public schools for colored.....	964	1,141	177	.....
Whole number of public schools.....	4,604	5,346	742	.....
Number of graded schools.....	196	243	47	.....
Number of consolidated schools.....	171	257	86	.....
Average time of school, in days.....	70	77	7	.....
Number of public school-houses.....	3,388	3,575	187	.....
Number of new school-houses.....	272	316	44	.....
Value of school property.....	\$1,090,814	\$1,051,398	.....	\$39,416
<b>TEACHERS AND THEIR PAY.</b>				
Number of teachers licensed.....	4,317	5,091	774	.....
Number of teachers employed.....	5,001	5,592	591	.....
Number of white teachers.....	4,013	4,457	444	.....
Number of colored teachers.....	988	1,135	147	.....
Average monthly pay of teachers.....	\$28 53	\$28 12	.....	\$0 41
<b>INCOME AND EXPENDITURE.</b>				
Whole receipts for public schools.....	\$718,423	\$904,428	\$186,005	.....
Whole expenditure for public schools.....	691,072	794,232	103,160	.....
<b>STATE SCHOOL FUND.</b>				
Amount of available fund.....	\$2,512,500	\$2,512,500	.....	.....
<b>PRIVATE SCHOOLS.</b>				
Number of private schools reported....	1,025	988	.....	37
Number of teachers in private schools.....	1,147	1,162	15	.....
Number of pupils enrolled.....	23,291	31,730	3,439	.....
Average attendance.....	17,213	22,060	4,847	.....

(From report of Hon. Leon. Trousdale, State superintendent of public schools, for the two years indicated.)

## STATE SCHOOL SYSTEM.

## OFFICERS.

A State board of education, composed of the governor and six other persons appointed by him, with provision for change of two of these six every 2 years, has general oversight of the interests of public schools.

A State superintendent of public schools, nominated by the governor and confirmed by the senate, holds office for two years. He is required to be of literary and scientific attainments and of skill and experience in the art of teaching.

A county superintendent is chosen for each county biennially by the county court in January of the years of odd number. He also is to be of literary and scientific attainments, and, when practicable, of skill and experience in the art of teaching; but no definite standard is set for the education or experience required.

A board of 3 directors for each school district is elected by the people of the district at its organization, one to be changed or reelected every year afterwards. In cities these become boards of education of varying numbers and terms of service, but with similar provisions for adding new material.

## OTHER FEATURES OF THE SYSTEM.

The public schools are sustained by the proceeds of the State fund, State, county, and city taxation, the Peabody fund, &c. The directors of school districts have no longer the power to levy any tax for school purposes, but must rely on the income derived from the State and county. Directors may make contracts with the authorities of colleges, academies, seminaries, and private schools by which free instruction in elementary branches may be afforded in such schools, the fees accruing from tuition in the higher branches to be employed in paying instructors. Teachers in the public schools are examined and licensed annually. Under amendments to former laws the limits of school age are to be from 6-21 years instead of 6-18. Trustees are to pay the teachers directly, under approval of the county superintendents, instead of through the county clerk, the payment of final instalments not to be approved by the county superintendent in case teachers fail to make the return of aggregates from their registers. By a new law it will also be practicable to persons living each side of a county line, in localities from which no public schools may be accessible, to form themselves into a joint school district. District directors are moreover authorized to subdivide school districts, subject to the approval of the county court.

Elementary principles of agriculture will hereafter form a part of the curriculum of studies in the public schools of the State, these schools to be free to all persons of school age residing in the districts in which they are held. White and colored persons, however, may not be taught in the same school. A census of school children is to be taken annually in each district to afford a distinct basis for the distribution of the annual school funds.

## GENERAL CONDITION.

The statistical report for 1878 shows a general advance in the public schools throughout the State. The reported enrolment exceeds that of 1877 by 23,509, the average daily attendance also increasing by 29,932; while 44 additional school-houses, 742 new schools, and 591 more teachers meet the demands of increased numbers. Seven counties having made no full reports of enrolment and average attendance and 22 counties making no report of private schools, it is thought that a full statement of enrolment and attendance would increase rather than diminish the figures given. School-houses are reported improved in many counties, and as the fund is not sufficient to enable the directors to build houses and open schools the same year, the school-houses have been in some instances built by private effort. The financial report exhibits an increase in the receipts of school money, making an aggregate larger than that of any year preceding since the establishment of the present system except the year of its inauguration.

## KINDERGÄRTEN.

For at least 2 schools of this class, see Table V of the appendix following, and a summary of it in the report of the Commissioner preceding.

## AID FROM THE PEABODY FUND.

The sums received from the trustees of this fund have afforded most effective assistance to various educational institutions. The Normal College received \$9,000; \$1,000 were devoted to teachers' institutes, and \$200 were employed in maintaining institutes for the benefit of colored teachers. The remaining \$4,400 were distributed in different counties in the State. Since its establishment, the Normal College has received

<sup>1</sup>A clause which takes all the life out of the law.

from the Peabody fund \$27,800, \$3,800 being for scholarships; but unless the State shall also appropriate something for it, there is danger that it may be transferred to another region, where more encouragement is offered.

CITY SCHOOL SYSTEMS.<sup>1</sup>

## OFFICERS.

The city boards of education are different in different cities. The board of Knoxville is composed of 5 members, elected for terms of 5 years each; that of Memphis has 20 members, chosen for terms of 2 years, 10 being newly elected each year. The Nashville board consists of 9 members, chosen for 3 years' service, 3 going out each year. A city superintendent has, in each city, general control of public schools, acting under the direction of the city boards.

## STATISTICS.

Cities.	Estimated population.	Youth of school age.	Enrolment in public schools.	Average attendance.	Teachers.	Expenditure.
Chattanooga.....	12,000	2,522	1,839	9,469	28	\$19,183
Knoxville.....	16,000	2,109	1,673	927	.....	12,420
Memphis.....	50,000	9,011	5,174	2,822	.....	61,314
Nashville.....	27,085	9,219	4,235	2,118	78	75,031

## ADDITIONAL PARTICULARS.

*Chattanooga* divides her primary and grammar schools into 8 grades and the high school into three classes, junior, middle, and senior. Owing to the delay in completing two new school buildings for the first and second districts, the schools did not begin before October, 1878. Music, drawing, and penmanship are taught by the superintendent and regular teachers. Gradual improvement in the accommodations of public schools is observable.

*Knoxville*, where the schools are graded from primary to high, with intermediate classes between the primary and grammar grades, is reported by its superintendent to have made much progress in its schools since the last report.

*Memphis*, of whose public schools no report has been received beyond the statistics given, has a fully graded system. The effects of the fearful epidemic and the much lamented death of the efficient and highly respected superintendent, Col. James T. Leath, account for the absence of all detailed reports for 1878.

*Nashville* divides its schools into primary, intermediate, grammar, and high, the course in the first 3 covering 7 years, and that in the high school 3 years more. Drawing and vocal music enter into the course in all the grades; Latin, French, or German, into that of the high school. Pupils are not admitted under 7 years of age. The enumeration of youth of school age was less in 1878 by 316 than in 1877; but the superintendent thinks that this does not fairly represent the real number, especially as the enrolment for the year was 203 greater. The per cent. of attendance on enrolment, too, increased 0.81, while the cases of tardiness reported amounted to only one-half of 1 per cent. The schools for colored children were filled to their utmost capacity, and in the first month of the school year 200 applicants for places in them had to be turned away. Monthly normal meetings were regularly attended by the teachers of the city schools, and in addition to the regular exercises Professor E. S. Joyner, of the University of Tennessee, delivered, as in a previous year, a series of lectures on language.—(Report of Superintendent S. Y. Caldwell.)

## TRAINING OF TEACHERS.

## NORMAL SCHOOLS AND NORMAL DEPARTMENTS.

The *State Normal College*, Nashville, continued in 1878, as in preceding years, largely dependent upon the Peabody fund allowance and the aid of the University of Nashville for support and accommodations, the State, for the benefit of which it was instituted, doing nothing for it.<sup>2</sup> Its excellent faculty is reported to have done good work, and a return for 1878 shows the presence of 108 normal pupils. Most of the graduates engaged in teaching. Graduates are entitled to the degree of licentiate of instruction and are authorized to teach in the common schools without further examination.

<sup>1</sup> The schools of six of the cities of the State are sustained by their quota of the State and county taxes, together with a municipal tax levied by the corporations.

<sup>2</sup> Continued lack of support from the State is said to have led to a resolution in 1879 to remove the college to Georgia, which State, under an act of the legislature, is endeavoring to make arrangements for its accommodation.



The *Freedmen's Normal Institute*, near Maryville, established by the society of Friends, has a primary preparatory course of 1 or 2 years, a teachers' elementary course of 2 years, a teachers' advanced course of 1 year more, and a classical course of 3 years. It had 4 instructors and 54 normal pupils in 1878, besides 175 others. No graduates were reported for the year.—(Circular and return.)

The *Le Moyne Normal Institute*, Memphis, established in 1871 with means provided by the late Dr. F. J. Le Moyne, of Washington, Pa., and since sustained by the American Missionary Association, aims to afford, first, a good practical English education, and, in connection with this, special normal training for those who propose to become teachers. For 1878 it reported 7 instructors, with 135 normal and 65 other pupils.—(Return and circular.)

*Maryville Normal and Preparatory School* had in 1878 primary, intermediate, and advanced courses, with opportunities for practical drill in class instruction and management under the principal. Its teachers numbered 5; its normal students, 36; other students, 79; no graduates.—(Return and circular.)

*Central Tennessee College* (normal department) reported 83 normal students in 1878.—(Return.)

*Fisk University*, Nashville, reported 164 normal students in 1878, with 95 in the model school connected with it. Of the 12 graduates during the year, 11 engaged in teaching.—(Return.)

*Knoxville College*, Knoxville, especially designed for the benefit of the colored race, reported 45 normal students; of these, 25 engaged in teaching before graduation. It had 6 instructors and 4 assistants in 1878, with a 4 years' course.—(Return.)

*Nashville Normal and Theological Institute* in 1878 had 161 students in "common English" studies and 41 in higher English, with 5 theological students.—(Return.)

The *McNairy County Normal School*, Purdy, with 4 teachers and 30 normal students, had 75 others in 1878.—(Return.)

The *Winchester Normal* has, in addition to preparatory and collegiate departments, a normal department in which is pursued the course indicated in Ogden's *Outlines of Pedagogical Science*. Distinct statistics are wanting. A catalogue for 1878-'79 showed 8 instructors, with 222 students, exclusive of public school pupils. The number of normal students is not indicated.

*Maryville College*, Maryville, had a normal department under the special supervision of one of its professors, in which 25 students pursued a special course of preparation for teaching while engaged in the studies of the other courses of the college.—(Catalogue for 1877-'78.)

*East Tennessee Wesleyan University*, Athens, in its catalogue for 1877-'78, says that to aid those who may desire to teach, a normal department has been arranged in which instruction in the theory and practice of teaching will be given.

#### TEACHERS' INSTITUTES.

The State superintendent attributes improvement in method and elevation of standard in the public schools of the State to the effect of the teachers' conventions and institutes held during the two preceding years. Having secured the best talent and experience of the teaching profession to render the meetings instructive to the teachers and attractive to all interested in public educational enterprise, he received the approval of the audiences everywhere assembled. The superintendent acknowledges the fact that without the generous aid extended by Dr. Sears, the agent of the Peabody fund, these important meetings, of which 153 were held in 1878, could not have been conducted. The assistance thus given was \$1,000 for the institutes for whites and \$200 for those attended by the colored teachers, making, with the \$9,000 appropriated to the Normal College, \$10,200 expended by the Peabody trustees within the year for the improvement of the teaching force.

#### TEACHERS' DEPARTMENT OF EDUCATIONAL JOURNALS.

In the *American Journal of Education*, published at St. Louis, Mo., and in the *Eclectic Teacher*, of Louisville, Ky., are departments devoted to educational affairs in Tennessee.

#### SECONDARY INSTRUCTION.

##### PUBLIC HIGH SCHOOLS.

The graded high school sustained by the city of Chattanooga reported 39 pupils in 1878. The high school at Nashville enrolled 187 pupils; average attendance, 115. Clarksville gives the 3 years' course of its high school, the completion of the 10 years of free tuition offered by the city. The statistics of the high schools of the State are not given in the reports. The Collegiate Institute at Humboldt was opened as a graded high school in November, 1877, and a new graded high school was commenced at Milan in 1878. The Peabody High School at Trenton and similar schools at Sevierville, Fincastle, and Jacksboro' are mentioned as successful. There were 500 graded

and consolidated schools in the State in 1878; but the number of public school pupils in the higher classes of these is not given.

#### OTHER SECONDARY SCHOOLS.

For information as to business colleges and private academies, preparatory schools, and preparatory departments of colleges and universities, see Tables IV, VI, VII, and IX of the appendix. For summaries of their statistics, see corresponding tables in the report of the Commissioner preceding.

### SUPERIOR INSTRUCTION.

#### COLLEGES FOR YOUNG MEN OR FOR BOTH SEXES.

The *University of Tennessee and State Agricultural College*, Knoxville, formerly known as East Tennessee University, has three courses of study, classical, agricultural, and mechanical. In 1877 these became separate colleges, known as the college of agriculture, the college of engineering and mechanic arts, and the classical college, all equal in rank and governed by one body but each having its own curriculum. The medical and dental departments are at Nashville. The students in the preparatory department (which prepares for any one of the three colleges) in the autumn term of 1878 numbered 118; in the collegiate, 126; in the medical, 77—making a total of 321; or, deducting one name included twice, 320.

*Fisk University*, Nashville, whose student singers have hitherto brought to it the largest portion of its funds for all improvements, the American Missionary Association aiding its current work, reports in its last catalogue the promise of \$60,000 from Mrs. D. P. Stone, of Malden, Mass.; also, of \$20,000 from the executors of Mr. R. R. Graves, of Morristown, N. J.

For the names, locations, prevailing influence, and statistics of 20 other institutions of this class, see Table IX of the appendix following; for a summary of their statistics, see a corresponding table in the report of the Commissioner preceding. It may here be said, however, that they do not seem to have essentially changed their courses and departments since the last report. About one-half of them admit both sexes. All have preparatory courses, usually of 2 or 3 years, and 6 (Beech Grove, Burritt, Greeneville and Tusculum, King, Manchester, and Mossy Creek Colleges) have a primary department below the preparatory; another (the Southwestern Baptist University) terms its preparatory school a high school; while a third (the University of the South) calls its a grammar school. In 2 (Central Tennessee and Manchester Colleges) there are academic departments, distinct in the former case from both the collegiate and the preparatory, but in the latter case serving as a preparatory school. All have substantially 4 year collegiate courses, although in a few these are divided into schools, the studies of each of which are meant to run through 3 years. Some of the collegiate courses, however, are of low grade. Instruction in modern languages is offered by almost all, several adding music, drawing, training in business forms and calculations, and special preparation for teaching, while 3 have departments of law and medicine.

#### SUPERIOR INSTRUCTION OF WOMEN.

For statistics of institutions devoted to the superior instruction of women, see Table VIII of the appendix, and for a summary of them, the report of the Commissioner preceding.

### SCIENTIFIC AND PROFESSIONAL INSTRUCTION.

#### SCIENTIFIC.

The *University of Tennessee and State Agricultural College*, formerly known as East Tennessee University, has courses in the sciences relating to agriculture and the mechanic arts. The catalogue for 1878 reports 56 students engaged in scientific studies. For statistics of the scientific schools reporting, see Table X of the appendix, and a summary of it in the report of the Commissioner preceding.

#### PROFESSIONAL.

In *theology*, the University of the South, Sewanee, offers an extended course of studies preparatory for the ministry. Its theological department was in 1878 established in St. Luke's Memorial Hall, a handsome new edifice designed for it. Vanderbilt University, Nashville, and the Southwestern Presbyterian University, Clarksville, have departments of biblical instruction. Cumberland University, Lebanon, has a course of theological studies occupying 1½ years. Central Tennessee College, Nashville, and Fisk University, Nashville, have departments of theology in 3 years' courses. These last two colleges are principally for colored students. East Tennessee Wesleyan University, Athens, offers facilities for preparatory theological training, though it had not in 1878 any department of theology.

There is a department of law in Vanderbilt University, with a course of study com-

pleted in 9 months. The degree of bachelor of laws was conferred upon 8 graduates in 1878. Cumberland University has a law department with a course of 10 months. By return for 1878 it reported 43 students and 28 graduates. Its law school recently occupied a new building, known as Caruthers Hall, in honor of the chief donor of the fund by which it was erected. These colleges still require no examination for admission.

*Medicine* was taught at the Nashville Medical College<sup>1</sup> in 1878. A return gives 125 students and 82 graduates. The medical department of the University of Nashville, with 110 students and 45 graduates in 1878, and that of Vanderbilt University, with 226 students and 96 graduates, have full faculties and the requirements for graduation established by the Association of Medical Colleges in 1877, but neither reports any examination for admission or any requirement of laboratory practice during the course or of a knowledge of medical botany before graduation. The Meharry Medical Department of Central Tennessee College, Nashville, reported 22 students and 7 graduates in 1878. This school was especially designed for the education of colored physicians.

The dental department of Nashville Medical College<sup>1</sup> reported 22 students and 7 graduates for 1878. It offers a 2 years' course of dental studies and all privileges of medical students.

From the Tennessee College of Pharmacy no information has been received for 1878.

### SPECIAL INSTRUCTION.

#### EDUCATION OF THE DEAF AND DUMB.

The Tennessee Deaf and Dumb School, Knoxville, reports 108 pupils in 1878, of whom 68 were males and 40 females. The average attendance was 100 during the last term. Pupils are graded with reference to their capacity and attainments, without reference to their time of instruction. Instruction in articulation is given, although not regularly. In the work rooms of the institution the boys are trained to various branches of mechanical labor, principally printing and shoemaking, although it is the aim of the institution to educate boys as farmers. The expenditures of the school for the year 1878 were \$24,560.—(Catalogue.)

#### EDUCATION OF THE BLIND.

The Tennessee School for the Blind, Nashville, is reported in a return for 1878 as having 52 pupils, who were instructed in all the elementary and many higher English studies and Latin. Music, including piano, violin, guitar, organ, and brass instruments, was taught. The boys were trained in the industries of mattress and broom making, chair making, and piano tuning, and the girls were taught sewing and fancy work. Its expenditures for 1878 were \$15,641.—(Return.)

### EDUCATIONAL CONVENTION.

#### STATE ASSOCIATION.

The annual meeting of the State Teachers' Association was held at Murfreesboro', December 26 and 27, 1878. During the three sessions of each day many addresses were delivered by gentlemen prominent in the institutions and educational associations of the State on matters of educational interest. Among others were addresses or papers from W. F. Shropshire, of Obion County, on "Public schools in Tennessee;" from J. E. Bailey, of Nashville, on "Vocal music in schools;" from J. C. Redman, of the Nashville High School, on "The languages in education;" from Dr. Edward S. Joynes, of the University of Tennessee, on "The study of language;" from W. E. Howard, of the Shelbyville Normal and High School, on "Normal schools;" and from Dr. O. P. Fitzgerald, of the Nashville Christian Advocate, formerly State superintendent in California, on "The press as an educator."—(Programme and letter from State Superintendent Trousdale.)

### OBITUARY RECORD.

#### REV. W. MACK, D. D.

Rev. William Mack, D. D., well known in Tennessee as a friend of popular education, was born at Flushing, N. Y., in 1807, graduated at Union College in 1831 and at Princeton Theological Seminary in 1834. As a clergyman of the Presbyterian Church he officiated during 24 years as pastor in Rochester, N. Y., Knoxville, Tenn., and Columbia, Tenn. For the last 20 years of his life he labored as an evangelist. In 1843, he accepted the presidency of Jackson College, Tennessee, retaining the position 6 years. In 1859 he was elected to the chair of history in Stewart College, which college

<sup>1</sup>The Nashville Medical College and its dental department have become parts of the University of Tennessee at Knoxville, though continuing their sessions at Nashville. A college of pharmacy with both complete and partial courses has been established in Nashville.

bestowed upon him the degree of D. D. In 1869-70 he was requested by the State superintendent of education to take charge of the establishment of free schools in Maury County, and to his wisdom the success of the school system of that county is in a great degree attributed. Being compelled by falling health to seek a warmer climate, he went to Columbia, S. C., where, at the residence of his son, Rev. J. B. Mack, D. D., he died January 10, 1879, aged 62 years.

**CHIEF STATE SCHOOL OFFICER.**

Hon. LEON. TROUDDALE, *State superintendent of public schools, Nashville.*

[Third term, 1873-1881.]

TEXAS.  
STATISTICAL SUMMARY.

	1876-77.	1877-78.	Increase.	Decrease.
<b>POPULATION AND ATTENDANCE.</b>				
Number of counties reported .....	135	137	2	.....
Youth of school age (8-14) .....	.....	a194,353	.....	.....
Whites of school age enrolled in public schools.	102,981	111,048	8,067	.....
Colored enrolled in public schools ....	30,587	35,898	5,311	.....
Whole enrolment in public schools ...	133,568	146,946	13,378	.....
White youth (8-14) not in school .....	13,807	16,213	2,406	.....
Colored youth (8-14) not in school.....	7,155	7,750	595	.....
Total of non-attendants .....	20,962	23,963	3,001	.....
Whites of school age that cannot read .....	.....	30,521	.....	.....
Colored of school age that cannot read .....	.....	30,602	.....	.....
Whole number of illiterates of school age.	.....	61,123	.....	.....
<b>SCHOOLS AND SCHOOL-HOUSES.</b>				
Number of schools reported organized.	3,901	4,633	732	.....
Number of these for colored pupils....	678	905	227	.....
Average time of school, in days.....	66	88	22	.....
School-houses built within the year...	159	243	84	.....
Valuation of these .....	\$34,913	\$54,287	\$19,354	.....
<b>TEACHERS AND THEIR PAY.</b>				
White male teachers in public schools.	2,439	2,895	456	.....
White female teachers in public schools.	697	760	63	.....
Colored male teachers in public schools.	370	562	192	.....
Colored female teachers in public schools.	77	113	36	.....
Whole number reported.....	3,583	4,330	747	.....
Average monthly pay of white males..	\$43 00	\$42 00	.....	\$1 00
Average monthly pay of white females.	35 00	33 00	.....	2 00
Average monthly pay of colored males.	42 00	42 00	.....	.....
Average monthly pay of colored females.	\$18 00	33 00	.....	.....
<b>INCOME AND EXPENDITURE.</b>				
Whole income for public schools.....	\$631,830	\$859,484	\$227,654	.....
Whole expenditure for them.....	501,691	747,534	245,843	.....
<b>STATE SCHOOL FUND.</b>				
Amount of permanent fund reported..	\$3,256,970	\$3,395,571	\$128,601	.....

a Elsewhere in the report this number appears as 168,294 and 164,294.  
b The amount given in the printed report, but probably a misprint.

(From the report of the State board of education and of its secretary, Hon. O. N. Holdingsworth, for the two years indicated.)

STATE SCHOOL SYSTEM.

OFFICERS.

A State board of education, composed of the governor, comptroller, and secretary of state, has general charge of the interests of public schools. The board is authorized to appoint a secretary to act as its executive officer.

The county school officers are the county judge for each county and a board of 3 examiners. The county judge attends to the establishment of school communities and appoints the county board of examiners. He must also appoint 3 school trustees for each community school.—(Amended school law.)

#### OTHER FEATURES OF THE SYSTEM.

Public schools are sustained by the interest of the permanent school fund and by the proceeds of sales of land heretofore set apart for that fund; by a poll tax of \$1 on each male citizen from 21 to 60 years of age, and by such amount (not to exceed one-fourth) of the general revenue as the legislature may from time to time appropriate. These funds are apportioned to each county according to the children of scholastic age in the organized school communities, and are for the education alike of white and colored children, each race to "receive its just pro rata as far as practicable." The coeducation of white and colored children in any schools aided by public funds is forbidden by the law, as also is the teaching of "sectarian religion."

Pupils within the scholastic age may attend the public schools free of tuition when they study only orthography, reading, writing, English grammar, composition, geography, and arithmetic; those not of scholastic age and apparently all studying the higher branches must pay tuition fees.

Teachers cannot make legal contracts to teach public free schools without having first been examined by the county board of school examiners and having received a certificate from the county judge. Trustees contract with teachers, fixing their pay on the basis of scholastic population, or, at their discretion, on that of actual daily attendance. Teachers holding first class certificates are allowed a maximum of \$3 per capita, holders of second grade \$1.50, and of third grade \$1, provided that not more than \$60 a month may be paid to teachers holding first class certificates, not more than \$40 to those with second grade, and \$25 to those with third. But no teacher is entitled to full pay unless the average daily attendance is at least 75 per cent. of the scholastic population; if it be less than this, but as much as 50 per cent., he is entitled to 75 per cent. of his pay. If the average daily attendance be less than 50 per cent. the school may be discontinued at the discretion of the trustees.

The law provides that when a school community has no school-house the available public school fund for one year to the credit of that community may be used for the purpose of erecting a house, provided a suitable piece of land shall be donated as a site and the members of the community shall contribute of their labor and means an amount equal to the school fund so used.—(Amended school law.)

#### GENERAL CONDITION.

The comparative summary of statistics shows an increase during 1878 in the number of pupils attending public schools as well as in the number not attending any school; also, in that of schools organized, of houses built, and of teachers employed; in the length of term,<sup>1</sup> and in the receipts and expenditures for school purposes.

Mr. Hollingsworth, secretary of the State board, says that the history of the course of popular education in the State, so far as it can be learned from official reports, while furnishing cause for congratulation, also discloses much to be deplored. Many children have received instruction in the public schools who, without this provision for free education, would have remained out of school, while, on the other hand, numbers of parents have absolutely declined to second the efforts of the State to give their children an education. Not so much was accomplished during the two years as should have been under the circumstances, and yet, as the statistics show, a gratifying advance was made in 1878 beyond 1877. He also repeats the opinion heretofore expressed, that the school law is, in the main, well adapted to the educational necessities of the people. The two features which distinguish it from similar laws in most other States, namely, the community instead of the district system<sup>2</sup> and the plan of general appropriation instead of local taxation, are favorably regarded by the people. The community plan gives parents the privilege of securing for their children the most convenient and desirable schools; and by the abandonment of local taxation the clamor against free schools, which used to be heard when the taxgatherer made his call, has been greatly allayed.—(Report of Secretary Hollingsworth for 1877 and 1878.)

#### AID FROM THE PEABODY FUND.

Dr. Burlison, the Texas agent of the fund, in a report covering four years' service, refers to the interest expressed by Mr. Peabody and the trustees of the fund in the furthering of education in this State. He regrets the lack of a clear statement as to what has been done in this vast territory, and then shows the results attained during

<sup>1</sup>The average term for 1877-'78 is given as 4 months (of 22 days each), but the county reports show that in many instances it extended only to 50, 60, and 70 days of even that year, which was better than the preceding one.

<sup>2</sup>The community system—not unknown in other States, though differently designated there—is one which allows of a voluntary association of contiguous families for the support of a school or schools and the education of their children without regard to the customary district lines.

the four years. Eight million acres of land were saved for school purposes; the leading journals and politicians of both parties declared themselves in favor of public schools in some form; of the two powerful religious denominations which have established church schools in every part of the State, one became convinced that a State system of education is needed, while the Catholics still prefer the old system. He adds that the brilliant success of the schools in Houston, Brenham, Denison, and to some extent San Antonio, has been worth \$20,000 to Texas. The secretary of the board of education, referring to the aid received from the fund, says (July 1, 1878) that the effect upon public sentiment produced by these schools is very marked and encouraging to the friends of popular education; the graded schools in Houston not only astonished but gratified both the government and its people; so many cities will in future apply for aid from this fund that \$25,000 or more would be needed to supply the calls. He then suggests that education would be advanced more by appropriating \$10,000 for a normal school than by aiding a few cities. In 1877-78 Texas received \$8,550 from the fund, divided among the cities and towns mentioned above, including \$350 to New Braunfels and \$1,500 to the State agency.—(Report of trustees of Peabody education fund for October, 1878.)

## CITY SCHOOL SYSTEMS.

## OFFICERS.

In cities that have assumed the control of their public schools through a vote of the majority of the taxpayers to that effect, the councils or boards of aldermen are under the law invested with exclusive power to maintain, regulate, control, and govern all the public free schools. Such cities are to receive their pro rata of the distributable State school moneys according to their scholastic population as ascertained by an annual census, and may on a two-thirds vote of the taxpayers raise by taxation a sum not to exceed one-half of 1 per cent. additional, to enable them to sustain the schools for 10 months in the year.

## STATISTICS. a

Cities.	Estimated population.	Youth of school age.	Enrolment in public schools.	No. of public schools.	Number of teachers.	Expenditure.
Dallas .....	15,000	1,852	878	6	16	\$5,448
Houston .....	27,000	2,214	1,846	14	31	15,478
San Antonio .....	22,000	1,511	934	9	17	20,747

a The statistics of Dallas and San Antonio, except for population, are from the tables in the State report; those of Houston are from a written return. The numbers given for schools appear to refer to school buildings.

## ADDITIONAL PARTICULARS.

*Brenham*, not large enough for admission to the table, deserves mention as the only town in the State that has thus far made a full printed report of its schools. The report shows regularly graded schools, classed as primary, grammar, and high, each having 3 grades, requiring as many years, making a 9 years' course. The principal of the high school has the supervision of all the schools, which appear to be well attended and skilfully arranged, with an excellent course of study.—(Third annual report by Superintendent W. C. Rote.)

*Dallas* gives no other information respecting its schools than the figures in the table from the State report.

*Houston*, in a written return, makes the whole enrolment for 1878 in its public schools 229 more than that given in the State report, with an average attendance of 1,420 (the only place besides *Brenham* reporting this item); while in private and church schools there was an estimated attendance of 425. The schools were classed as primary, grammar, and high, the last apparently serving somewhat the purposes of a normal school for the city system. The city schools received \$2,000 from the Peabody fund.

From other cities of the State there are only fragmentary statistics and an almost entire absence of specific information as to the general condition of the schools.

## TRAINING OF TEACHERS.

## NORMAL DEPARTMENTS AND TEACHERS' INSTITUTES.

No provision was made by the State in 1878 for the instruction of teachers, either by means of normal schools or institutes;<sup>1</sup> and the only opportunities for their training

<sup>1</sup> Steps were, however, taken in that year towards securing State authority for the establishment of institutions meant to aid in preparing teachers for work in the State schools, and it is hoped that the report for 1879 may contain information of the opening of such institutions.

appear to have been in the departments of Mansfield Male and Female Collège and in the Tillotson Normal Institute, at Austin, which is under the care of the American Missionary Association. From the annual report of this association it appears that there were 146 students attending Tillotson Institute during 1878 under 2 teachers.

## SECONDARY INSTRUCTION.

### PUBLIC HIGH SCHOOLS.

No estimate can be given as to the number of public schools making provision for instruction in the higher branches, but it would appear that such facilities are offered in most of the larger and in some of the smaller cities. Houston reports an enrolment of 99 in the high school there; Brenham, of 48; Denison, through the Eclectic Teacher, reports a high school class of 10 connected with her system of graded schools. The high school at Brenham provides two courses of study, a classical and a scientific, each covering 3 years.

### OTHER SECONDARY SCHOOLS.

For the names, location, and statistics of business colleges, private academies, preparatory schools and departments, where such have reported, see Tables IV, VI, and VII of the appendix, and for summaries of their statistics, see corresponding tables in the report of the Commissioner preceding.

## SUPERIOR INSTRUCTION.

### COLLEGES FOR YOUNG MEN OR FOR BOTH SEXES.

The collegiate institutions reporting for 1878 are Baylor, Southwestern, Trinity, and Waco Universities, Austin, Mansfield, Marvin, and Salado Colleges, and the Texas Military Institute. Intelligence from an authoritative source informs us that St. Mary's University, Galveston, closed for several years, has been reopened, and that statistics of attendance and arrangement of course will be forthcoming for 1879-'80.

For the reported statistics of the others, see Table IX of the appendix following, and for a summary of these statistics, a corresponding table in the report of the Commissioner preceding.

### INSTITUTIONS FOR THE SUPERIOR INSTRUCTION OF YOUNG WOMEN.

In 5 of the above mentioned colleges and universities young women are admitted on equal terms with men. There are also in the State a number of institutions for higher instruction devoted exclusively to young women. For statistics of these, see Table VIII of the appendix, and summary of the same in the report of the Commissioner preceding.

## SCIENTIFIC AND PROFESSIONAL INSTRUCTION.

### SCIENTIFIC.

The State Agricultural and Mechanical College, College Station, Brazos County, established in 1876, is the only institution for scientific instruction in the State that has been fully organized. It would appear that advanced work has not yet been fairly commenced here, owing to a lack of preparation on the part of pupils. Four general courses of study have been arranged, including (1) agriculture, (2) mechanics and engineering, (3) languages and literature, and (4) military tactics. These are divided into 8 departments, each under a professor.—(Catalogue, 1877-'78.)

Information is at hand to the effect that arrangements have been begun to establish an agricultural and mechanical college for colored people near Hempstead. According to a statement of Dr. Rufus C. Barleson, of Waco, the State has purchased a farm of 2,000 acres for the purpose.

### PROFESSIONAL.

The *Theological Department of Baylor University*, Independence (Baptist), which has a 2 years' course of study and reports an attendance of 12 students in 1877-'78, is the only school of theology reporting. It does not appear that any examination is required for admission.

The *Law Department of Trinity University* has graduated 23 students during the 4 years of its existence. Besides a comprehensive course in the common law, instruction is also given in the civil law of Spain and Mexico. No specific literary preparation is required for admission.—(University catalogue, 1877-'78.)

The *Law Department of Baylor University* has been suspended.

The *Texas Medical College and Hospital*, Galveston, presents an annual course of lectures covering 4 months and said to embrace all the essential branches of medical science. To graduate, the student must have attended 2 full courses of lectures and must have studied medicine 3 years, inclusive of attendance on lectures, under some



regular practitioner. He must also have dissected during 2 courses and have passed a satisfactory examination. Facilities are offered for the study of disease at the bedside and for dissection.—(Circular.)

### SPECIAL INSTRUCTION.

#### EDUCATION OF THE DEAF AND DUMB.

In the Texas Institution for the Deaf and Dumb, Austin, the State provides for this class, free of charge, equal advantages to those offered the blind. The age of admission to the institution is between 10 and 20 years. Pupils are instructed in the common school branches, in farm work, shoemaking, and the work of a printing office; also, in domestic labor and sewing. Two hours every day are regularly devoted to manual labor.—(Report of institution, 1878.)

#### EDUCATION OF THE BLIND.

The Texas Institution of Learning for the Blind, Austin, not an asylum, although sometimes so called, is for the education of blind persons of sound mind and good health under 24 years of age. The State provides board, schooling, washing, and medical attendance for pupils in this school, the only expense to parents being for clothing and travelling. In addition to the usual literary branches, including music, pupils are taught broom, pillow, and mattress making, the caning of chairs, sewing, fancy work, &c.—(Report, 1878.)

### EDUCATIONAL CONVENTION.

#### STATE ASSOCIATION.

The great territorial extent of Texas, the scantiness of facilities for travel, and the very small pay of many teachers where the average annual session of the schools has been only from 3 to 4 months have hindered thus far the formation of a State teachers' association. One is said, however, to have been formed with a view to a meeting in 1879.

### CHIEF STATE SCHOOL OFFICER.

Hon. O. N. HOLLINGSWORTH *secretary of State board of education and its executive officer, Austin.*

## VERMONT.

## STATISTICAL SUMMARY.

	1876-77.	1877-78.	Increase.	Decrease.
<b>POPULATION AND ATTENDANCE.</b>				
Youth 5 to 20 years of age.....	92,425	92,831	406	.....
Youth 5 to 20 in common schools.....	69,708	71,368	1,658	.....
Youth of any age in common schools..	73,353	73,061	.....	272
Average daily attendance.....	45,318	48,638	3,320	.....
Youth 5 to 20 in other than common schools.	6,183	4,796	.....	1,387
<b>SCHOOL DISTRICTS AND SCHOOLS.</b>				
Number of districts.....	2,373	.....	.....	.....
Fractional districts.....	397	.....	.....	.....
Towns using the town system.....	7	.....	.....	.....
Common schools.....	2,545	.....	.....	.....
Average time of school, in days.....	122	124	2	.....
<b>TEACHERS AND THEIR PAY.</b>				
Men teaching.....	720	.....	.....	.....
Women teaching.....	3,606	.....	.....	.....
Whole number of teachers.....	4,326	.....	.....	.....
Average weekly pay of men.....	\$8 63	\$7 61	.....	\$1 02
Average weekly pay of women.....	5 39	5 00	.....	39
<b>RECEIPTS AND DISBURSEMENTS.</b>				
Total receipts for public schools.....	\$548,253	\$516,893	.....	\$31,360
Total expenditure for public schools..	537,153	511,101	.....	26,052
<b>SCHOOL FUND.</b>				
Amount of available school fund.....	\$669,067	.....	.....	.....

a Including board.

(Biennial report for 1877 and 1878 of Hon. Edward Conant, State superintendent of education, and returns for the same years.)

## STATE SCHOOL SYSTEM.

## OFFICERS.

A State superintendent of education, elected by the joint assembly at each biennial session of the legislature, has general charge of public school interests.

For each county there is an examining board chosen at the annual meeting of town superintendents, whose duty it is to examine teachers and grant certificates.

For the town there is a superintendent of common schools; also a board of school directors, comprising either 3 or 6 members, elected by the people.

For the school district there are elected annually a moderator, a clerk, a collector of taxes, a treasurer, one or three auditors, and a prudential committee of three persons, one to be elected each year and to hold office for three years.

## OTHER FEATURES OF THE SYSTEM.

Schools are sustained by a tax on the grand list of the districts, by the income of town school funds, and by interest on the United States deposit funds. One-half the amount from the two first mentioned sources is divided among the school districts without regard to the number of children of school age therein, the other half in proportion to the aggregate attendance on public schools in each district. An amendment to the law in 1876 provides that when the amount shall be \$1,200 or more, only a

third of it shall be divided among the districts without regard to the number of pupils, the remaining two-thirds being apportioned on the basis of attendance. The interest on the United States deposit fund is apportioned to the several towns, organized and unorganized, and to the gores of land in proportion to the number of inhabitants in each, according to the United States census of 1860.

Teachers of district schools are required to obtain certificates of qualification, but principals of graded and union schools are not.

The law requires every child of good health and sound mind, between 8 and 14 years of age, to attend public school at least 3 months in the year unless the education of such child has been otherwise adequately provided for. The employment in factories of children who have not received this amount of instruction is forbidden; and a fine of not less than \$10 nor more than \$20 is imposed on parents or guardians who permit a violation of this law, as well as on employers of children who disobey its provisions.—(School law, 1875, and Laws of Vermont, 1876.)

GENERAL CONDITION.

The statistics show a small increase in the number of youth of school age, a much larger one in the attendance of such youth on public schools, and a very encouraging advance in the average daily attendance, with a slight addition to the average length of school term. There was, on the other hand, a slight decrease in the total number of all ages attending common schools, with a much greater decrease in those attending other than common schools; also a decrease in the pay of teachers and in receipts and expenditures for school purposes. The superintendent says that the figures indicate that the common school is growing in power to hold the pupils who once enter it; that the length of the school term is slowly increasing, and, further, that reliance is coming to be placed more on public schools in the education of children.

The expenditures for school purposes in 1877-78 fell \$26,000 below those of the previous year; but it is believed that the schools, far from having diminished in value, "increased in teaching power and governing force," and that the reduction in wages of teachers did not more than keep pace with the greater purchasing power of money. It is, however, acknowledged that the essential weakness of the public school system in Vermont is the insufficiency of teachers' pay; that many of the best teachers leave their schools as soon as they become qualified to do really good work; and that what is most necessary to the permanent elevation of the schools is the employment of many more teachers, who shall be worth all they cost at a higher rate of wages, for longer terms.—(Report, 1878.)

AMENDMENTS TO THE LAW RECOMMENDED.

Superintendent Conant repeats his recommendation as to the desirability of a State school tax, to be paid into the State treasury and from it distributed to the towns. The statistical tables he gives for 1877 show a continuance of the unequal taxation mentioned in previous reports, and also that there is no just ratio between the money paid and the quantity or quality of teaching secured, but that in a majority of cases the higher taxes are paid for the shorter and poorer schools.

The superintendent recommends further changes in the school law, as follows: that town committees to select and recommend school text books be provided for, with a view to the introduction of a uniform series; that towns which decide to do so be authorized to purchase text books; that a portion of the proposed State school tax be set apart to support high schools; that the superintendent in his judgment be permitted to substitute educational meetings of a day and evening for teachers' institutes; that teachers attending an institute held during term time in the county in which they are teaching be allowed to draw full pay for the time spent at the institute; that the time of continuance of the normal schools be extended for not less than 20 years, and that further direct appropriations be made to them.—(State report, 1878.)

CITY SCHOOL SYSTEMS.

OFFICERS.

In Burlington there is a board of school commissioners, composed of one member from each ward, with the city superintendent of schools as president; in Rutland, a board of trustees of 9 members, the president of which is ex officio superintendent of schools.—(Report, 1878.)

STATISTICS.

City and town.	Estimated population.	Youth of school age.	Enrolment in public schools.	Average attendance.	Teachers.	Expenditure.
Burlington.....	18,000	(a)	51,580	917	23	\$21,059
Rutland.....	10,000	c1,800	1,080	510	17	9,596

a Census not taken in 1878.

b Includes duplicate enrolment.

c Estimated.

## ADDITIONAL PARTICULARS.

The schools of *Burlington* are classed as high, grammar, intermediate, primary, and mixed or ungraded, the latter including both day and evening schools. The work of the schools is said to be well done. The statistics for 1878 show a considerable increase in the average daily attendance. The teachers have been selected with care, and as a rule are continued as long as they prove efficient; half of them have been in their places 4 years or more. The high school had an enrolment of 96 in the fall term and graduated a class of 23.—(Burlington report, 1878.)

The *Rutland* system comprises primary, secondary, intermediate, grammar and high schools. In the last the course of study covers 3 years, and includes Latin and Greek. Connected with the school is a well selected library of 1,000 volumes, which is open to the general public, as well as to all the pupils in the public schools.—(Catalogue of Rutland schools, 1878.)

## TRAINING OF TEACHERS.

## STATE NORMAL SCHOOLS.

During the two years covered by the State report, there were 173 pupils graduated by the three State normal schools, 136 from the first course and 37 from the second. The work done by the schools was useful and such as to encourage the expectation of more and better in the future, provided they be properly supported. The great needs of these institutions are more funds and the adoption of a settled policy in regard to them. They were first established for 5 years; then the time was extended 3 and again 5 years longer, a time which reaches to 1880, when some further action in regard to them must be taken.

The question of uniting all the funds in the support of one of the schools has been widely agitated; but educators are not yet united either for or against this plan. The views of town superintendents, as ascertained from replies to inquiries addressed them, are about evenly divided, standing 371 in favor of having only one school and 380 for more than one. The superintendent's own opinion is not given, but he affords space for full expression of that of another who is decidedly in favor of having one large strong school, ably taught, rather than three weak ones.

A law of 1876 allows each town in the State one free scholarship in each of the three schools, the candidates to be recommended by the town superintendents. Normal school officers may draw upon the State treasurer for \$24 a year for each scholarship thus filled. Under this provision, 733 such scholarships have been granted, and the measure, as far as reported, has worked well. At Johnson it has resulted in giving the school a wider patronage, as well as in securing, through the coöperation of the town superintendents, a better class of scholars.

The school at *Castleton* during the two years covered by the report has been strictly a normal school, the preparatory department having been discontinued. The result has been a growth in strength and influence. There was an attendance here in 1877-78 of 70 pupils, 15 of whom were graduated from the first course and 6 from the second.

At *Johnson*, the courses of study were enlarged by the addition of botany to the first and general history to the second. The total attendance for the four quarters of 1877-78 was 304, the average of each quarter, 76, and 19 pupils were graduated from the first course and 2 from the second.

At the *Randolph* school political economy was added to the first course, moral philosophy was made obligatory in the second, and general history added to the list of optional studies. There was in 1877-78 an aggregate attendance here of 620 pupils, making an average of 155 for each quarter, of whom 46 were in preparatory studies and 49 in primary. Sixteen students graduated from the first course and 4 from the second.—(State report, 1877-78.)

## TRAINING DEPARTMENT.

Under the provisions of a law passed in 1876 by the general assembly of the State, permitting the establishment of training departments in graded schools, a department for the training of teachers was organized in 1877 in connection with the Bennington graded school, from which a class of 7 young women was graduated in June, 1878, receiving licenses to teach in the common schools of the State for five years.—(State report.)

## TEACHERS' INSTITUTES.

Institutes were held in 14 counties during the year 1877-78, the aggregate number of teachers present being 819. As the object of the institutes is not only to instruct and inspire the teachers, but also to awaken an educational interest among the people, they have been held not always in large towns or towns situated on railroads, but where it was thought they would most advance educational interests.

A number of teachers' meetings lasting a day and evening were also held and were generally well attended, the number present at some of them being large and the interest taken very great. Town superintendents and the people of the towns made most of the preparation for them and did most of the work. The State superintendent believes that the substitution of such meetings for teachers' institutes in some of the counties would be sometimes beneficial, and, as already mentioned, recommends that authority be given him to use the institute money for the expenses of such meetings when he shall judge that course to be most useful to the people of a county.—(Report.)

## SECONDARY INSTRUCTION.

### PUBLIC HIGH SCHOOLS.

The number of public high schools in operation is not given in the superintendent's report. A list of graded schools as well as of academies for 1876-'77 is presented, but the returns from such schools for the year 1878 had not been received in time to be incorporated in the report.<sup>1</sup>

### OTHER SECONDARY SCHOOLS.

For statistics of private academic schools, preparatory schools, and preparatory department of a college, see Tables VI, VII, and IX of the appendix following, and summaries of these in the report of the Commissioner preceding.<sup>2</sup>

## SUPERIOR INSTRUCTION.

### COLLEGES FOR YOUNG MEN OR FOR BOTH SEXES.

The *University of Vermont and State Agricultural College*, Burlington, provides departments of instruction in arts, applied science, and medicine. In the department of arts, which has 8 professors, the studies pursued are divided into 5 sections: (1) rhetoric and English literature; (2) languages, including Latin, Greek, French, and German; (3) mathematics; (4) natural science; and (5) political, moral, and intellectual philosophy. The last includes a course in the fine arts, for which facilities are afforded by well selected works on art in the library and by the choice collection of casts, models, &c., in the Park Gallery of Art. Both sexes are admitted.

The other collegiate institutions reporting are *Norwich University*, Northfield (Protestant Episcopal), and *Middlebury College*, Middlebury (Congregational). The former appears to have no distinctively classical course and to provide no professional schools, but seems to be purely a military and scientific institution of high grade. The degrees conferred are bachelor of science, master of science, and civil engineer.—(Catalogues.)

For statistics, see Table IX of the appendix, and summary of this in the report of the Commissioner preceding.

### SUPERIOR INSTRUCTION OF YOUNG WOMEN.

Young women are admitted to the State university on equal terms with men. Further opportunities for instruction in higher branches are afforded by the Vermont Methodist Seminary and Female College, at Montpelier, which is authorized by law to confer collegiate degrees. The collegiate course extends over 4 years and embraces, besides classical studies, French and German. Music, painting, and drawing are also taught. For statistics, see Table VIII of the appendix, and summary of this in the report of the Commissioner preceding.

## SCIENTIFIC AND PROFESSIONAL INSTRUCTION.

### SCIENTIFIC.

Opportunities for scientific study are provided in the University of Vermont, which includes the State Agricultural College, and in Norwich University.

The *Department of Applied Science of the University of Vermont* embraces 4 courses of study: (1) in agriculture and related branches, (2) in theoretical and applied chemistry, (3) in civil engineering, and (4) in metallurgy and mining engineering. In addition to these, a literary-scientific course has been arranged, which coincides substantially with the regular academic course, save that Greek is omitted and its place supplied by scientific studies. There has been also a special winter course on agricultural subjects provided for the benefit of young men who cannot leave the farm during the summer. It was proposed in 1878 to hold a series of farmers' institutes in the different counties of the State, at which the various departments of agricultural

<sup>1</sup>In 1877 there were 137 pupils in the course preparatory to college, and 20 graduates from that course, with 46 graduates from other courses. The precise number of high school pupils is not stated.

<sup>2</sup>Twenty incorporated academies in 1878-'77 reported to the State superintendent 109 teachers, with 2,355 pupils; of these, 329 were in a college preparatory course, from which 60 graduated.

science should be represented, and later information shows that some efficient work was done in this direction.—(University catalogue.)

In *Norwich University*, Northfield (Protestant Episcopal), the course of instruction embraces the usual studies of a good scientific education, while the charter requires civil engineering and military science to be distinguishing features. There is a collegiate course of 4 years, and also a preparatory and business one of 3.—(Circular of university.)

#### PROFESSIONAL.

The medical department of the University of Vermont provides a course of instruction embracing lectures on the seven principal branches of medical science. Candidates for graduation must have studied medicine 3 years under a regular practitioner, must have attended 2 courses of lectures, one of them here, and must pass an examination before the medical faculty, and a board of examiners appointed by the State Medical Society. There are no literary requisites for admission.—(University catalogue.)

#### SPECIAL INSTRUCTION.

##### EDUCATION OF THE DEAF AND DUMB AND THE BLIND.

The State has no institutions for the instruction of these classes, but makes provision for them at institutions in other States. Twenty-three such appear in the American Asylum for Deaf-Mutes, at Hartford, Conn., 3 in the Clarke Institution for Deaf-Mutes, at Northampton, Mass., and some, it is not said how many, at the Perkins Institution for the Blind, at Boston. What proportion of these are State pupils does not appear.

##### REFORMATORY TRAINING.

The Vermont Reform School, Vergennes, opened in 1866, has since that date had 567 boys and girls under training. They are committed by parents and guardians or by the courts, no children under 16 being received. In 1877-'78, there were 173 children under training here, 150 boys and 23 girls. Reading, writing, spelling, geography, arithmetic, history, and geometry were taught, besides a number of employments, including housework, sewing, seating chairs, shoemaking, and farming. Six hours each day are devoted by the children to labor and 4 to study. The institution is supported by the State treasury, aided by the earnings of the boys. The earnings in 1877-'78 amounted to \$3,625.63, a large increase over the amount earned in 1876-'77.—(Vermont State officer's report, 1877-'78.)

#### EDUCATIONAL CONVENTION.

##### STATE ASSOCIATION.

The twenty-eighth annual meeting of the State Teachers' Association, held at Barre, August 13, 14, and 15, was fully attended. Many prominent teachers of the State were present, as well as others from abroad, including Rev. Dr. McCosh, of Princeton. The first address, by Rev. M. H. Buckham, president of the University of Vermont and president also of the association, was on "The office and qualifications of the teacher." Among other subjects discussed were "Text books versus object teaching," "The teacher's work," "The moral and religious training of the young," and "The legislation needed for our schools," the last being by Hon. Edward Conant, State superintendent of education. Dr. McCosh delivered an interesting address in which he compared the American system of schools with various European systems. Other papers of interest were presented, and there were discussions of various subjects. All things considered, the meeting, it is stated, was one of the most successful, useful, and interesting ever held by the association.—(New-England Journal of Education, August 29, 1878.)

#### CHIEF STATE SCHOOL OFFICER.

Hon. EDWARD CONANT, *State superintendent of education, Randolph.*

[Third term, 1878-1880.]

VIRGINIA.

STATISTICAL SUMMARY.

	1876-'77.	1877-'78.	Increase.	Decrease.
<b>POPULATION AND ATTENDANCE.</b>				
White youth 5 to 21 .....	a280, 149	a280, 149	.....	.....
Colored youth 5 to 21 .....	a202, 640	a202, 640	.....	.....
Whole number of school age .....	a482, 789	a482, 789	.....	.....
Whites in public schools .....	139, 931	140, 472	541	.....
Colored in public schools .....	65, 043	61, 772	.....	3, 271
Whole reported enrolment .....	204, 974	202, 244	.....	2, 730
White pupils over the school age .....	432	326	.....	106
Colored pupils over the school age .....	228	209	.....	19
Whites in average daily attendance .....	82, 029	82, 164	135	.....
Colored in average daily attendance .....	35, 814	34, 300	.....	1, 514
Whole average daily attendance .....	117, 843	116, 464	.....	1, 379
Per cent. of school population enrolled .....	42.5	41.8	.....	.7
Per cent. in average daily attendance .....	24.4	24.1	.....	.3
Per cent. of white attendance on average enrolment .....	75.2	74.08	.....	.4
Percent. of colored attendance on average enrolment .....	75.5	75.04	.....	.1
<b>SCHOOLS AND SCHOOL-HOUSES.</b>				
Schools for white pupils .....	3, 442	3, 399	.....	43
Schools for colored pupils .....	1, 230	1, 146	.....	84
Whole number of public schools <sup>b</sup> .....	4, 672	4, 545	.....	127
Number of them graded .....	164	177	13	.....
Average time of school, in days .....	112.4	106.6	.....	5.8
School-houses used .....	.....	4, 144	.....	.....
Number owned by districts .....	.....	1, 977	.....	.....
Number built in the year .....	.....	250	.....	.....
Valuation of all school property .....	\$969, 317	\$1, 012, 503	\$43, 186	.....
<b>TEACHERS AND THEIR PAY.</b>				
White teachers in public schools .....	4, 069	3, 930	.....	139
Colored teachers in public schools .....	671	673	2	.....
Whole number employed .....	4, 740	4, 603	.....	137
Number of men teaching .....	2, 967	2, 853	.....	114
Number of women teaching .....	1, 773	1, 750	.....	23
Average monthly pay of men .....	\$33 10	\$32 19	.....	\$0 91
Average monthly pay of women .....	27 37	27 14	.....	23
<b>INCOME AND EXPENDITURE.</b>				
Whole income for public schools .....	\$1, 102, 113	o\$938, 381	.....	\$163, 732
Whole expenditure for them .....	1, 050, 347	963 895	.....	86, 452
<b>STATE SCHOOL FUND.</b>				
Amount of permanent fund .....	\$1, 430, 645	\$1, 430, 645	.....	.....

a School census of 1875.

b Each grade of one teacher in a graded school is counted as a school.

c Including balance on hand at beginning of the year.

(From reports of Hon. W. H. Ruffner, State superintendent of public instruction, for the two years indicated, except the figures for receipts, expenditures, and school fund, which are from written returns.)

## STATE SCHOOL SYSTEM.

## OFFICERS.

The State officers are a board of education and a superintendent of public instruction, the latter elected by joint vote of the general assembly every 4 years. The board is composed of the governor, the superintendent of public instruction, and the attorney general.

For counties there are superintendents of schools appointed by the State board, with school boards composed of county superintendents and district school trustees; also, "school trustee electoral boards," composed of the county school superintendent, the county judge, and the attorney for the Commonwealth in each county.

District school trustees, 3 members in each district, are appointed by the school trustee electoral boards for terms of 3 years, with provision for yearly change of one member.—(School laws.)

## OTHER FEATURES OF THE SYSTEM.

The schools are sustained by State, county, and district funds. State funds comprise the annual interest on the literary fund, a capitation tax not to exceed \$1 a year on male citizens 21 years of age, and such tax on property as the general assembly shall order to be levied, but not less than one mill nor more than five mills on the dollar. County funds embrace such tax as shall be levied by the board of supervisors and all fines, penalties, and donations, or the income arising therefrom. District funds are obtained from taxes levied by the board of supervisors of the county for the purposes of the district, and from fines, penalties, and donations. County and district taxes are limited to ten cents on the \$100 of taxable property. School funds are apportioned on the basis of the number of youth between 5 and 21 years of age.

To receive public funds, schools must be kept in operation 5 months during the year. They are free to residents between 5 and 21 years of age; but white and colored children must not be taught in the same school. Until July 1, 1880, persons between 21 and 25 years old may be taught in the public free schools on the payment of a fixed tuition fee. The branches to be taught are orthography, reading, writing, arithmetic, grammar, and geography; and no others may be introduced except as allowed by special regulations of the board of education. Instruction in the higher branches may be permitted at the will of county and district boards; but in such cases pupils must pay tuition fees.

Teachers cannot receive pay from public funds unless they hold certificates of qualification in full force given by county or city superintendents. Teachers' certificates are good for one year, teachers' professional certificates for two years. The difference in these grades is not based on any difference in the subjects taught, but on different degrees of ability, experience, attainment, and success.—(School laws.)

## GENERAL CONDITION.

There was a large decrease in receipts and expenditures for school purposes in 1877-'78 and a corresponding diminution in enrolment, average attendance, number of teachers employed and of schools sustained. The superintendent nevertheless reports an increasing interest in education among the white people of the State. This is shown by the fact that although 43 of their schools had to be closed there was a gain of 541 pupils attending. The colored lost 84 schools and 3,271 pupils.

A summary of reports, from county and city superintendents shows the following facts as to the condition of education throughout the State. In 46 counties and cities there is reported a gain in public school sentiment; in 44, no change in this respect since the previous year, while 19 reported unfavorable results from the diversion of school funds, and 1 did not report. Ninety-one counties and cities reported improvement or a prospect of improvement in school-houses, while in 19 there was no such encouraging condition, and from 1 there was no report. All the teachers in 10 counties and cities used improved methods of teaching; in 16 counties and cities the majority used such methods; in 9, one-half used them; in 7, two-thirds; in 11, one-third; in 2, one-fourth; in 7, one-fifth; in 3, one-sixth; and in 1 county, one-tenth. In 30 counties and cities such methods were used by "a few" teachers; in 7, they were used by none; and from 7 other counties and cities no report was received.—(Report.)

## LOSS OF SCHOOL REVENUE AND ITS CONSEQUENCES.

The superintendent states that the diversion of school funds complained of in his report for 1877 has since then greatly increased. Up to that time the loss of the school fund had been about eighty thousand dollars annually, but in 1878 there were used \$250,000 of the school money for other purposes, or about one-half the proceeds of taxation for schools. The result must be a continuance of the shrinkage which has been going on for some time past in public school work. It is expected that only about half as many schools can be opened in 1879 as were in operation in 1878, and that something like 100,000 more children will be excluded from the schools.

A majority of the people are firm in their determination to sustain the school system



and are greatly dissatisfied with the existing state of affairs, knowing, as they do, that the taxes which the State constitution requires to be levied, collected, and applied every year for the support of schools are levied and collected, but not applied, the State failing to keep its faith with them in respect to this. As long as the schools were generally kept in operation and the suffering was chiefly among the unpaid teachers, the full effect was not appreciated; but now that many of the schools are closed and the children left to grow up in ignorance, the mischief is brought home to the people in such a way as to excite immeasurable discontent.

The origin of this diversion of the school money, or "misapplication," as the supreme court calls it, is traced to the law which authorized the issue of State bonds whose coupons should be receivable for taxes. The revenues proving insufficient for the wants of the State government, school moneys were used for other purposes than that for which they were set apart, and the courts have sustained the law out of whose practical operation the troubles arose.—(State report, 1877-78.)

#### THE PUBLIC SCHOOL SYSTEM OR NOTHING.

Superintendent Ruffner devotes some space in his report to the discussion of an idea, which he says seems to exist in some minds, that the curtailment of school revenues may possibly have the effect of restoring the old system by which the tuition of poor children only was provided for by the State. He regards such a result as not only undesirable but impossible, even were constitutional difficulties removed. The condition and circumstances of the people are different from what they were. The number of public spirited men who used to tax themselves heavily to maintain a school for the neighborhood has been greatly reduced, while the mass of the people are unable to pay private teachers. Private education costs about double that of public. Under the system once in vogue only 60,000 children went to primary schools in what is now Virginia; with the same territory and with about the same population, 140,000 white children and 60,000 colored now attend. The 60,000 pupils under the old system moreover included both private and State pupils, the latter being in the majority. In the opinion of the superintendent, there is no hope in any system but that of the public free schools; and after a trial of 8 years and a study of school systems everywhere, he believes the general system of this State to be the best possible.—(Report.)

#### AMOUNT DUE THE SCHOOLS FROM THE STATE.

In respect to the amount due the schools from the State, a difference of opinion has for some time existed between the State superintendent of public instruction and the State auditor. According to the estimate of the superintendent, the total indebtedness to school funds amounts to \$1,113,052.26, while a statement from the auditor places the amount at only about one-half that sum. This discrepancy, it would appear, has arisen partially from a difference in the interpretation of the law which provides for the support of schools.

Inasmuch as the revenues from taxation come into the treasury in money and coupons and in the proportion of nearly half and half, the auditor of public accounts, soon after the establishment of the school system, suggested a doubt as to whether he was bound to pay over the amount of school revenues all in money, instead of in money and coupons; or, if in money, whether the calculation should be made on the basis of the money received or on that of the whole revenue, both coupons and money. In order to silence these doubts, the general assembly in 1873 passed an act providing that "It shall be the duty of the auditor of public accounts annually to pay over in money, according to the usual forms and general provisions of law, all that portion of the annual revenue of the State which is set apart for public free school purposes."

This command, however, has not proved sufficiently authoritative and unmistakable, for the auditor continues to estimate the amount due the schools on the basis of money paid in for taxes, exclusive of coupons, applying all the latter to general State purposes. Superintendent Ruffner estimates the amount of funds from taxation thus withheld from the schools to be \$550,000.

The other item of arrearages consists of interest overdue the literary fund, amounting, the superintendent states, to \$263,052.26. This fund includes all fines, forfeitures, escheats, penalties, and confiscations. It is set apart by the State constitution for the maintenance of the public school system, and its annual interest is by law required to be applied to this purpose. The principal, amounting to \$1,543,669.05, was in 1873 funded by law at 6 per cent. interest, with the exception of \$319,000 of it, which was in State stock bearing 7 per cent., and which, from an informality in the law, could not be funded at 6 per cent. By general consent, however, this \$319,000 has been treated as if funded, and the interest on the entire sum computed at 6 per cent. The auditor finds a reason for diverting all the income of this fund from the schools in the fact that \$319,000 of it was not funded at 6 per cent., while, as the superintendent says, if this sum be not considered as so funded, it is still entitled to 7 per cent. But, apart from this, there can be no justice in throwing out the entire interest on \$1,543,669.05 because \$319,000 of it is not in regular form.—(State report.)

## AID FROM THE PEABODY FUND.

Aid to the amount of \$15,350 was received by the State in 1877-'78. Of this sum \$1,000 went to teachers' institutes and \$200 to the Journal of Education, the other donations being distributed where they "have exerted educational power tenfold greater than is ordinarily effected by the same amount of money."—(Superintendent's statement and Peabody fund report.)

## CITY SCHOOL SYSTEMS.

## OFFICERS.

Under a general State law all cities and towns have public school boards consisting of not more than 3 trustees from each ward, or, in the absence of wards, 3 for each school district. In cities with 10,000 or more inhabitants there is also a superintendent of schools, who is appointed by the State board of education.

STATISTICS.<sup>a</sup>

Cities.	Estimated population.	Youth of school age.	Enrolment in public schools.	Daily average attendance.	Teachers.	Expenditure.
Alexandria .....	14,000	4,447	1,189	871	18	\$10,278
Danville .....	10,200	1,233	1,155	534	15	7,280
Lynchburg .....	15,000	4,093	1,539	840	23	13,409
Norfolk .....	24,000	6,244	1,501	1,078	26	18,919
Petersburg .....	23,000	7,417	2,075	1,427	30	16,913
Portsmouth .....	12,000	3,399	982	592	14	8,919
Richmond .....	79,000	20,754	6,271	5,324	127	74,598

<sup>a</sup>The statistics given are from the State report, except as respects population, which is estimated, and youth of school age, which is from the State school census of 1875 and consequently considerably below the real figure at present. The particulars following are from printed reports, the State tables, and written returns.

## ADDITIONAL PARTICULARS.

In *Alexandria* the public schools, 12 of them for whites and 8 for colored, comprise primary and grammar grades. Besides the enrolment in these there was an estimated attendance of 800 in private and parochial schools during the year 1877-'78.—(Return and State report.)

*Danville* had 14 schools, 7 for each race; the enrolment in the white schools reached 61 per cent. of the school population.—(State report.)

*Lynchburg* had 15 schools for white and 7 for colored pupils, the former enrolling 46 per cent. of the white youth of school age; the latter, 29 per cent. of the colored youth of that age. The schools were classed as primary, grammar, and high, the enrolment in the last being 95 in 1877-'78. Considerable opposition was manifested during the year to instruction in the higher branches at public expense, which towards the close assumed formidable proportions; but a special canvass of the white taxpayers, with a view to sustain the system intact and to secure larger appropriations therefor, revealed deeper interest in the public schools, especially primary, than the superintendent had believed to exist. With 250 children in private and church schools, the whole enrolment was 1,789.

*Norfolk* had 18 schools for white and 8 for colored youths, 26 in all. The white schools had in them 27 per cent. of the white school population; those for colored pupils, 20 per cent. of those entitled to attend.

In the *Petersburg* schools, 19 of which were for white and 16 for colored pupils, there was an increase during 1878 of 519 pupils enrolled, of whom 181 were white and 338 colored, making an increase of 6 per cent. on the white school population and 8 per cent. on the colored population. This is ascribed partly to the fact that schools are growing in public favor and partly to the repeal of the law requiring payment of poll tax by parents before their children can be admitted to school privileges. During the year 1878 the grades comprised 5 primary and 4 grammar, each covering a year, with a high school course of three years. A recent rearrangement of the studies, if adopted by the board, will limit the entire course to 10 years, giving only 4 years in primary and 3 in grammar grades. Besides the public school enrolment, there was an estimated attendance of 1,200 in private and parochial schools, making a total of 3,275 attending all schools.—(Report of school board, 1877-'78.)

*Portsmouth* enrolled in her 10 schools for whites 28 per cent. of the white school population and in her 4 schools for colored youth 30 per cent. of those entitled to enter, more seeking admission than there were accommodations for.

The *Richmond* public schools show an increase during the year 1877-'78 of 669 pupils enrolled and of 627 in average daily attendance. Owing to the stringency of the times, there have been calls for great economy in expenditure, and the average cost of tuition per capita was considerably lessened during the year; but this was not accomplished without a reduction in the pay of teachers, who before received too little

for their services. For the past two years the school accommodations have been wholly insufficient, and large numbers of applicants have been refused admission for want of seats. In consequence of this, the system of half day schools was resorted to. Twenty-two such schools were taught in 1878 with very satisfactory results and with an additional cost of only about 95 per cent. of the expense necessary for conducting a school of 50 pupils. The schools are classed as primary, grammar, and high, the primary grades covering 4 years, the others 3 each. They remain in session 9 months of the year. There was also, in 1876, a normal school for colored pupils, the building for which, valued at \$25,000, was given to the city in 1876.<sup>1</sup> The enrolment in the high school numbered 255, of whom 75 were boys and 180 girls. Twenty were graduated at the close of the session in 1878, of whom nineteen were girls. There was an estimated enrolment of 3,400 in private and parochial schools during the year, making, with those in public schools, a total of 9,671 youth attending school.—(Richmond school report, 1877-78.)

### TRAINING OF TEACHERS.

#### NORMAL SCHOOLS AND NORMAL DEPARTMENTS.

The normal schools in this State in 1878 were the *Valley Normal School*, Bridgewater, opened in 1873, which in 1878 had 10 normal students and 116 other students, and received aid from the county to the amount of \$373.20; the *Shenandoah Valley Normal School*, Strasburg, also opened in 1873, had 168 pupils in 1878, none reported as normal, though it had an appropriation from the State of \$225 and from the county the same amount for normal training; the *Hampton Normal and Agricultural Institute*, which receives one-third of the agricultural land grant fund for Virginia, undertakes to train colored youth for the work of teaching as well as for industrial pursuits, and had 246 normal with 86 other students in 1878; *St. Stephen's Normal School*, Petersburg, under charge of the Protestant Episcopal Church, which in 1878 had 30 normal students, all colored; a *Normal School for Colored Students*, Richmond, connected with the public school system, which had 175 pupils enrolled, of whom 86 were normal students; *Richmond Institute*, Richmond, one of the institutions sustained by the Baptist Home Mission Society, for the training of colored preachers and teachers, with 104 students. The *Normal Department of Roanoke College* appears no longer in the catalogue of that college, but it is hoped that arrangements for summer normal work may be made at the University of Virginia.

#### TEACHERS' INSTITUTES.

From a statement in the official department of the Educational Journal of Virginia, it appears that 3 teachers' institutes of 6 to 8 weeks in duration have been held for a number of years past at Hale's Ford, Franklin County; Railroad Academy, Botetourt County; and Bridgewater, Rockingham County.

#### EDUCATIONAL JOURNAL.

The Educational Journal of Virginia, a monthly issued at Richmond, is under the joint editorship of the State superintendent and an experienced teacher appointed by the State Educational Association. By the number of its articles on improved methods of teaching it formed in 1878, as previously, an important aid in that elevation of the standard of instruction which the school officers have been endeavoring to secure, besides serving as a medium of official communication from the central State office to all employed in school work.

### SECONDARY INSTRUCTION.

#### PUBLIC HIGH AND GRADED SCHOOLS.

Notwithstanding the large decrease in number of schools sustained, an increase of 13 appears in that of graded schools, there being reported 177 of these last in 1878, against 164 in 1877. Precisely what proportion have high school departments connected with them is not stated, but 7,714 pupils are reported as studying the higher branches. The grades reported range from 2 to 14, this highest number being at Lynchburg.

#### OTHER SECONDARY SCHOOLS.

For statistics of business colleges, private academic schools, and preparatory departments of colleges, see Tables IV, VI, and VII of the appendix following, and summaries of these in the report of the Commissioner preceding.

### SUPERIOR INSTRUCTION.

#### COLLEGES FOR YOUNG MEN.

The *University of Virginia* received in 1878 from the State legislature the sum of \$30,000 and from Mr. W. W. Corcoran, in addition to his former liberal donations,

<sup>1</sup>This, from some unexplained cause, has since ceased to be used for normal school training.

\$50,000 to endow a professorship of geology and natural history. Under a late law of the legislature, students from Virginia over 18 years of age are on examination to be admitted free of tuition. It has been decided, also, to offer 11 scholarships to students from other States, 5 of them in the academic department, the others in the professional and scientific. The arrangement of studies continues to be that of independent schools from which students may select the courses they prefer. Each student, however, unless excused for special reasons, must attend at least 3 schools. The degrees conferred in the academic department are B. A., B. S., B. L., M. A., graduate in a school, and proficient. In addition to its regular classes, the university provides private summer courses in pure and applied mathematics and in law.

Of 6 other colleges and universities reporting, Randolph Macon and Richmond Colleges and Washington and Lee University have a plan of independent elective schools similar to the above. The others, Emory and Henry, Hampden Sidney, and Roanoke Colleges have an established curriculum, extending over the usual 4 collegiate years. Two of them provide preparatory departments, all have classical departments covering 4 years, and Emory and Henry also a scientific of 3 and a Latin-scientific of 4 years. Emory and Henry and Roanoke have commercial courses and the latter and Hampden Sidney provide instruction in German and French. Washington and Lee also has schools of natural science and civil engineering.

For the location, prevailing influences, and statistics of colleges and universities, see Table IX of the appendix, and the summary of it in the report of the Commissioner preceding.

#### INSTITUTIONS FOR THE SUPERIOR INSTRUCTION OF YOUNG WOMEN.

For statistical and other information of institutions for the superior instruction of young women reporting in 1878, see Table VIII of the appendix, and for a summary of them, the report of the Commissioner preceding.

### SCIENTIFIC AND PROFESSIONAL INSTRUCTION.

#### SCIENTIFIC.

Instruction in scientific branches is given in the following institutions: The Virginia Agricultural and Mechanical College, Blacksburg, which receives two-thirds of the proceeds of the congressional fund for agricultural and mechanical purposes and has a 3 years' course of study besides the preparatory; the Hampton Normal and Agricultural Institute, at Hampton, which has the remaining third of the fund, its work being the training of colored young men and women for teaching and for industrial employments; the agricultural department of the University of Virginia, Albemarle County, which has 4 professors; the Virginia Military Institute at Lexington, a State military and scientific school, with a 4 years' course of instruction; and the New Market Polytechnic Institute, in Shenandoah County, which, besides having a classical course of 3 years, provides instruction in such scientific studies as engineering, chemistry, and telegraphy. Further provision for scientific study is made in Emory and Henry College, which presents, besides its classical, a scientific course of 3 years and a Latin-scientific one of 4.

For statistics of institutions for scientific instruction, see Table X of the appendix, and summary of this in the report of the Commissioner preceding.

#### PROFESSIONAL.

The following *theological* institutions report statistics for 1878: Union Theological Seminary of the Presbyterian Church in the United States, Hampden Sidney; Richmond Institute, Richmond (Baptist); Theological Seminary of the Evangelical Lutheran General Synod South, Salem (Lutheran); and the Protestant Episcopal Theological Seminary in Fairfax County, Theological Seminary Post Office. All these schools report a 3 years' course of theological study, except Richmond Institute, which, beginning at a considerably lower point, has a 6 years' course, including preparatory and academic studies. All require an examination for admission, the first named demanding a collegiate training or its equivalent.—(Catalogues and returns, 1878.) For statistics, see Table XI of the appendix, and a summary of this in the report of the Commissioner preceding.

Instruction in *law* is given in departments connected with the University of Virginia, Washington and Lee University, and Richmond College. The course of study in all is intended to cover 2 years, but, as graduation depends on the results of examination, students who are able to do so are permitted to take the studies of both years in one. There is no examination for admission in any of them. In the University of Virginia, besides the regular session, there is a summer course of lectures extending over 2 months. For statistics, see Table XII of the appendix, and a summary of it in the report of the Commissioner preceding.

The schools of *medicine* reporting are the Medical College of Virginia, Richmond, and the medical department of the University of Virginia. In the first there is the usual

course of medical study; the last is organized on the same general plan as the other departments of the University of Virginia. Students are graduated on satisfactory evidence of attainments only, without regard to the length of time they may have attended lectures. For statistics, see Table XIII of the appendix, and a summary of this in the report of the Commissioner preceding.

### SPECIAL INSTRUCTION.

#### EDUCATION OF THE DEAF AND DUMB AND THE BLIND.

In the Virginia Institution for the Education of the Deaf and Dumb and the Blind, Staunton, the studies in the department for deaf-mutes are language, arithmetic, geography, history, grammar, natural science, scripture lessons, penmanship, composition and letter writing, drawing, and painting. A class in articulation has been taught with success. In the department for the blind are taught reading in embossed characters, orthography, arithmetic, English grammar, history, geography, algebra, geometry, natural science, French, and vocal and instrumental music. In addition to the foregoing literary branches, training is given the boys in the employments of cabinet, shoe, mattress, broom, and mat making, tailoring, cane seating, type setting and printing, book binding, and printing in raised type; while the girls are taught to make all articles of clothing, to do knitting, netting, crochet, bead, and worsted work.

The attendance for 1877-78 was 108 mutes, under 8 teachers, and 50 blind, under 5 teachers, besides the principal, physician, steward, matron and assistant matron, governor, and 8 foremen of shops.—(Annual report of institution, 1878.)

#### SCHOOL FOR ORPHAN AND OUTCAST CHILDREN.

A manual labor school for the orphan and outcast children of Albemarle County was opened August 7, 1878. It was endowed by Samuel Miller, esq., late of Virginia, who left \$350,000 for the purpose. One hundred poor children are to be educated here free of expense, their instruction to embrace the sciences, languages, and manual labor.—(New-England Journal of Education and Educational Journal of Virginia.)

### EDUCATIONAL CONVENTION.

#### EDUCATIONAL ASSOCIATION OF VIRGINIA.

The thirteenth annual meeting of the State Educational Association was held at Hampton, July 9-12, 1878. The attendance of teachers was larger than for several years past; yet a number of colleges in the State and a still greater number of secondary schools were not represented, while the proportion of teachers of elementary schools was very small.

A larger number of papers than usual was presented, but the discussions on them were much more limited. Following the address of the president of the association, Prof. Thomas R. Price, were reports, essays, and addresses. Most of the papers were by college professors of the State, though one of great interest was read by Maj. Robert Bingham, of the Bingham School, North Carolina, on "The English speaking man." Among the topics considered in the papers and reports read were "The higher education of girls" and "The spelling reform." A committee of three was appointed to consider the latter question, and to report at the next meeting of the association. "The higher education of girls" was discussed in a paper by Rev. R. M. Saunders, of the Norfolk Female Collegiate Institute, in which statistics were given, showing the very limited facilities for higher education that are afforded girls, compared with those for boys, closing with a strong plea for opening colleges and universities alike to both sexes. An essay was read by Prof. John R. Page, of the University of Virginia, on "Text books and methods of instruction in natural history," in which was traced the progress that has been made in teaching this branch. An address was also delivered by Dr. W. K. Brooks, of the Johns Hopkins University, in which he explained the method of teaching biology in that institution, mentioning the exceptional circumstances which enabled the university to organize classes already well advanced in the study. One of the most interesting addresses delivered was by Gen. S. C. Armstrong, of the Hampton Institute, in which he gave an account of the work of his school, its difficulties, and successes. His estimate of the course of instruction best adapted to the wants of the colored race met the hearty approval of the association.

#### CHIEF STATE SCHOOL OFFICER.

Hon. WM. H. RUFFNER, *State superintendent of public instruction, Richmond.*

[Third term, March 15, 1878, to March 15, 1882.]

## WEST VIRGINIA.

## STATISTICAL SUMMARY.

	1876-77.	1877-78.	Increase.	Decrease.
<b>POPULATION AND ATTENDANCE.</b>				
White youth of school age (6-21).....	185,683	201,257	15,554	.....
Colored youth of school age (6-21).....	6,923	8,295	1,372	.....
Whole number of school age.....	192,606	209,532	16,926	.....
Whites enrolled in public schools.....	121,810	126,233	4,423	.....
Colored enrolled in public schools.....	3,522	3,951	429	.....
Whole public school enrolment.....	125,332	130,184	4,852	.....
Average daily attendance, white.....	81,092	83,356	2,264	.....
Average daily attendance, colored.....	2,377	2,628	251	.....
Whole average daily attendance.....	83,469	85,984	2,515	.....
<b>SCHOOL DISTRICTS AND SCHOOLS.</b>				
Number of school districts.....	347	352	5	.....
Number of subdistricts.....	3,144	3,227	83	.....
Number of public high schools.....	5	9	4	.....
Number of public graded schools.....	65	82	17	.....
Number of public ungraded schools.....	3,320	3,419	99	.....
Whole number of public schools.....	3,390	3,510	120	.....
Average time of school, in days.....	90.86	96.36	5.50	.....
Public school-houses.....	3,216	3,297	81	.....
Number of these frame or log.....	3,125	3,197	72	.....
Number brick or stone.....	91	100	9	.....
Number built during the year.....	126	81	.....	45
Valuation of sites, buildings, furniture, and apparatus.....	\$1,714,600	\$1,688,349	.....	\$26,251
Visits to schools by superintendents and parents.....	15,359	20,995	5,636	.....
<b>TEACHERS AND THEIR PAY.</b>				
White men teaching in public schools.....	2,735	2,733	.....	2
White women teaching.....	946	902	.....	44
Colored men teaching.....	83	89	6	.....
Colored women teaching.....	25	23	.....	2
Whole number white and colored.....	3,789	3,747	.....	42
Average monthly pay of white men.....	\$37 70	\$29 54	.....	\$8 16
Average monthly pay of white women.....	29 22	26 19	.....	3 03
Average monthly pay of colored men.....	30 00	26 85	.....	3 15
Average monthly pay of colored women.....	28 51	23 36	.....	5 15
General average for whole number.....	31 36	28 97	.....	2 39
<b>RECEIPTS AND EXPENDITURES.</b>				
Whole receipts for public schools.....	\$860,644	\$835,175	.....	\$25,469
Whole expenditure for them.....	793,272	687,275	.....	105,997
<b>STATE SCHOOL FUND.</b>				
Whole permanent fund reported.....	\$354,811	\$392,232	\$37,421	.....

<sup>a</sup>In a written return the whole average daily attendance is reported as 86,768.

(From biennial report of Hon. W. K. Pendleton, State superintendent of free schools, for the two years indicated, with receipts and expenditures from returns.)

## STATE SCHOOL SYSTEM.

## OFFICERS.

A State superintendent of free schools is elected at the same time with the governor for a term of two years. He is to make annual report to the governor, and through him to the legislature, which report is published biennially.

A State board of the school fund, composed of the governor, State superintendent, auditor, and treasurer, controls the investment and management of the permanent State fund for the encouragement and aid of free schools.

A State board of examiners, comprising the State superintendent and two professional teachers appointed by the governor, examines applicants for professional teachers' certificates, good throughout the State, and grants such certificates to all who pass successfully.

A county board of examiners to provide teachers for county schools is formed in each county of the county superintendent and two experienced teachers, chosen by the presidents of the district boards of education in the county, at a meeting held annually for that purpose.

A county superintendent of free schools in each county is elected by the voters thereof in each alternate year, counting from 1877. It is required that both he and the State superintendent shall be of good moral character, temperate habits, literary acquirements, and skill and experience in the art of teaching, though no specific standard of either acquirement or experience is set.

In each district of a county—a district answering to the territorial division formerly called a township—a board of education consisting of a president and two commissioners is chosen by the people at the same time with the county superintendent, and for the same term of two years, to supervise and control the schools and school interests of their district.

For the subdistricts into which the districts may be divided the district boards of education choose in each case a board of trustees of 3 members, 1 of whom is liable to change each year. The exceptions to this are independent districts created by special law within the bounds of an ordinary district, which have such officers as the acts creating them may prescribe.

For a high school established by the action of one or more boards of education a board of directors is appointed by the district board or boards concerned.—(School laws of 1877.)

## OTHER FEATURES OF THE SYSTEM.

The means for the maintenance of public schools are mainly derived from the interest on a State school fund, from State taxes, and from district levies, with the proceeds of fines, forfeitures, and confiscations that have accrued in the year preceding the distribution. Some aid is received also from the Peabody fund, this going to teachers' institutes and to towns with graded schools. The State school taxes are 10 cents on the \$100 and a capitation tax of \$1 on each male citizen annually, all to go towards the pay of teachers. The district taxes are not to exceed 40 cents on the \$100 for buildings, furniture, &c.; 50 cents on the \$100 for teachers' pay in primary schools; 15 cents for graded schools beyond the primary in towns, villages, and densely populated districts, or 30 cents for a high school; all these last subject to the approval of the people before they can be levied. The State funds are distributed to the counties and districts on the basis of the number of youth of school age in each. The distribution to districts, however, cannot be made till the county superintendent is informed by the secretary of the board of education in each district that a levy sufficient to maintain primary instruction for at least 4 months has been authorized. Teachers must have lawful certificates of qualification before they can be employed to teach in the public schools, and must have presented a duly kept register to the secretary of the district board of education before they can draw the final payment for their services. The certificates required may be either from the State normal schools, the State board of examiners, or the board of the county in which the applicant proposes to teach. Separate schools for white and colored children are required, as well as a separate annual enumeration of them, but no school may be maintained for either which has not an average daily attendance of 35 per cent. of the whole number entitled to attend. Both the primary studies to be pursued and the text books to be used are fixed by State authority. Moral as well as intellectual training is required.

## GENERAL CONDITION.

The State superintendent asserts that in view of the advance of school affairs in every quality of excellence—the largely increased attendance, the additional number and improved condition of school-houses, and the improvement in the qualification of teachers—school officers “have just reason to be gratified with the result of their work.” An important advancement in the standard of qualifications demanded of teachers is attributed in great degree to frequency of examinations, the law requir-

ing all teachers without normal diplomas or professional certificates to be examined annually. The present State board of examiners has adopted a method of conducting examinations and a grade of scholarships for professional certificates, one for authority to teach a primary school and another for authority to teach a graded or high school. It is said that greater system and uniformity of method are everywhere observable in the organization and conduct of schools and that a constant progress in grading and extending the course of studies is apparent; a class of competent school officers is growing up under the influence of frequent and protracted service.

#### GRADUATION SYSTEM FOR COUNTRY SCHOOLS.

A graduation system for country schools was introduced into the schools of Monongalia County in 1876 by County Superintendent A. L. Wade. Its essential features are the classification of pupils according to grade of advancement in required branches, their examination each year in the prescribed course, and the granting of diplomas at the conclusion of the course. This system is said to exert a beneficial influence upon the interests of free public schools, and is much commended. The examinations are held in all the schools of one district at the same time, and catalogues are issued containing the names of all included in the graduating classes, and oratorical exercises and writing for the county press are also encouraged.

#### AID FROM THE PEABODY FUND.

The sum of \$4,250 was given to the State from the Peabody fund for the benefit of the schools of a higher grade, for the purpose of extending their time and enlarging and improving their courses of study. The sum stated was received by 16 schools in 28 many counties.

The board of education of Charlestown district, Jefferson County, received \$200 from this fund for the benefit of the colored school at that place. This was a well merited donation, and enabled the district to continue the school 10 months.

#### CITY SCHOOL SYSTEM.

##### WHEELING.

*Officers.*—The city schools of Wheeling are controlled by a city school board and a superintendent of public schools, who must be qualified for his office by 3 years' experience as a teacher in the graded schools.

*Statistics.*—A report of the superintendent in the State report shows an average monthly enrolment in all the city schools of 3,521, under 83 teachers. The number of graduates at the close of the last scholastic year was 17. The expenditure for pay of teachers was \$36,735; other expenditures not given.

*Additional particulars.*—The day schools were in operation ten months, each school being divided into 5 grades, viz, grammar room and 4 divisions. Each grade may be again subdivided. In the lowest division, teachers must pass an examination in all the branches required by the State law in primary schools. As they ascend the several grades, there must be examinations in the additional branches required to be taught under the rules of the city board. Evening schools were maintained during the months of November, December, and January of 1877-'78 at a cost of \$1 a month for each pupil.

#### TRAINING OF TEACHERS.

##### NORMAL SCHOOLS.

The normal schools are controlled by a board of regents, consisting of the executive officers of the State and 3 others appointed by the governor, the State superintendent being ex officio president of the board. Prior to 1878 the State's support of its six normal schools was inadequate, and they declined; but the legislature of that year provided that each of the normal schools should receive aid amounting to \$3.50 a month for each normal student in actual attendance, no one of the schools to receive more than \$2,000 in any year. They are allowed to charge tuition for all non-normal students and a contingent fee for all matriculates. The normal students who avail themselves of the free tuition of these schools are pledged to teach in the free schools of the State one year, and many become professional teachers.

The returns from the State Normal School, Marshall College, Huntington, from Fairmount State Normal School, the normal department of Shepherd College, Shepherds-town, West Liberty State Normal School, the State Normal School at Glenville, and from the normal department of Storer College, Harper's Ferry, give a total attendance of 576 students in normal studies, 329 males and 247 females, with 56 graduates from the same schools, for the scholastic year 1877-'78.

The course of study occupies 3 years in each college and school except Shepherd College, which extends it to 4 years. The West Virginia University affords, when they may be desired, classes in the theory and practice of teaching, several members of its faculty delivering lectures before such classes.



## TEACHERS' INSTITUTES.

The law of 1877, requiring the attendance of all teachers at either county or district institutes for two days of each school month, but not longer than eight days in all, was enforced as far as possible throughout the State. Detailed accounts from 29 out of the 54 counties showed an attendance of 1,703 out of 1,867 teachers, and indicated that the meetings were very successful. From 11 counties there were no special accounts of these meetings, while several others manifested a deplorable lack of interest. The greatest opposition came from the taxpayers, who object to being taxed for this purpose, and from the teachers, who, while forced to attend or to lose a portion of their salary, do not like the interruption to school work. The State superintendent of free schools gives many valuable suggestions as to the holding of these institutes, and intimates that each county superintendent should arrange for the best interests of the teachers, in an economical point of view, and yet bring together as large a number as possible. — (State and county reports for 1878).

## PEABODY INSTITUTES.

During the scholastic year 1877-78 the State superintendent received \$650 from the Peabody fund, to be expended in institutes. The object was to render these institutes models for the county institutes, and localities for holding them were so chosen as to make them accessible to the largest possible number of superintendents and teachers. Thirteen institutes of five days' length each were organized in as many counties. The most skillful teachers were engaged to conduct them, and they were sustained by ministers of the gospel and other friends of education.

The agent of the Peabody fund was so well pleased with the results of the sums expended in these institutes that he placed \$1,000 in the superintendent's hands to continue them another year.

## EDUCATIONAL JOURNAL.

An allowance of \$200 was made from the Peabody fund in 1878 towards the establishment of a West Virginia Journal of Education, to be published in 1879, and of which due notice will be taken in the report for that year.

## SECONDARY INSTRUCTION.

## PUBLIC HIGH SCHOOLS.

No report concerning high schools has been received, but it would appear from the report of the State superintendent that there were 9 high schools, an increase of 4 since 1877; 401 pupils were studying algebra, 505 German, and 4,348 were engaged in other than primary branches besides these.

## OTHER SECONDARY SCHOOLS.

For statistics of business colleges, private academic schools, and preparatory schools or preparatory departments of colleges, see Tables IV, VI, VII, and IX of the appendix following, and the summaries of them in the report of the Commissioner preceding.

## SUPERIOR INSTRUCTION.

## COLLEGES FOR YOUNG MEN OR FOR BOTH SEXES.

*West Virginia University*, Morgantown, reports as belonging to its five departments, classical, scientific, agricultural, engineering, and military, 51 undergraduates, with 85 preparatory students. The board of regents at their session in June, 1878, voted to add a chair of law and equity and one of anatomy, physiology, and hygiene.

*West Virginia College*, Flemington, reports for 1878, through its president, that the hard times had caused him to resign and that the statistics were too meagre to be worth reporting.

*Shepherd College*, Shepherdstown, reports 93 undergraduates in its classical department for 1878-79, and in its normal department 86 undergraduates and graduates. Both sexes are admitted.

*Bethany College*,<sup>1</sup> Bethany, reports 111 students for 1878 pursuing its 3 courses of study, classical, scientific and ministerial. The studies of these courses are divided into schools; and, in addition to the full courses named, the college offers a preparatory course of a year and a special course in practical chemistry, one in engineering, and a teachers' course in natural philosophy; also, a graduate elective course.

*Storer College*, Harper's Ferry, had not at the last accounts attained to full collegiate rank.

<sup>1</sup> Since the reception of reports the eastern wing of Bethany College has been burned, the literary societies losing their libraries; estimate of total loss, \$25,000.

## SUPERIOR INSTRUCTION OF YOUNG WOMEN.

For the names, locations, and statistics of institutions specially devoted to this purpose, see Table VIII of the appendix following. For a summary of their statistics, see a corresponding table in the report of the Commissioner preceding.

## SCIENTIFIC AND PROFESSIONAL INSTRUCTION.

## SCIENTIFIC.

West Virginia University, Morgantown, offers, in addition to its full classical course, a 4 years' scientific course and courses in civil engineering, military science, and agriculture. The studies in the engineering department are for the first, second, and third years identical with those of the scientific course, those of the senior year comprehending the engineering course. The agricultural course covers 2 years.

## \*PROFESSIONAL.

Except some training for the ministry given at Bethany College in connection with the collegiate course, no professional instruction appears to have been given in any settled course or school of theology, law, or medicine in 1878 in this State, unless as it may have been commenced in the two last at the West Virginia University under the resolution before referred to.

## SPECIAL INSTRUCTION.

## EDUCATION OF THE DEAF AND DUMB AND THE BLIND.

The West Virginia Institution for the Deaf and Dumb and the Blind, Romney, reported 105 inmates of both afflicted classes and of both sexes for the year 1878. The educational branches taught are English language, arithmetic, geography, history, algebra, and drawing. The inmates are trained in the employments of carpentry, shoemaking, tailoring, and printing, and the blind are taught to make mattresses and brooms. Classes in visible speech, first formed in 1877-78, have since been constantly exercised in that system.

## EDUCATIONAL CONVENTION.

## STATE ASSOCIATION.

The Educational Association of West Virginia met at Parkersburg August 27-29, 1878. An address of welcome by Ex-Governor Stevenson was responded to by Hon. William K. Pendleton, president. The subject of the "Advisability of a law to compel attendance upon school, either private or public, and how to make it effective," ordered for special report at the last preceding meeting, was introduced and discussed. The principal subjects of addresses and of papers read and discussed were "Methods of conducting teachers' institutes," by Dr. Blair, of Fairmont Normal School; "The personal influence of the teacher," by Prof. J. C. Hervey, of Wheeling; "The duties and qualifications of county school officers," by Prof. E. S. Cox, superintendent of Parkersburg schools; "On the grading of common schools and the conferring of diplomas," by Prof. S. H. Patrick, of Charleston; on "Normal schools," by Mrs. Mary R. McGuigan, of the State Normal School, Glenville; on "Woman's relation to the free school, and the advantages or disadvantages of making her eligible to the school offices," by Prof. Joseph McMurrin, of Shepherd College State Normal School; and on "Technological training in public schools," by Prof. H. N. Mertz, of Wheeling. An address of Rev. Dr. I. W. Andrews, president of Marietta College, on "The teacher's work," was ordered to be published in pamphlet form.—(From printed report in Educational Monthly and Home Magazine.)

## OBITUARY RECORD.

## DR. J. G. BLAIR.

Dr. Blair, principal of the State Normal School at Fairmont, died at that place December 21, 1878. He was born in Marcellus, N. Y., and graduated at Middletown, Conn., in 1841. Removing to Blendon, Ohio, he conducted as principal the Blendon Young Men's Seminary until 1844, at that time under the Methodists, but since merged in the Otterbein University, under the control of the United Brethren. He was soon after elected principal of the Greenfield Seminary, where he remained eight years. In 1852 he was elected to fill the chairs of professor of natural sciences and vice president of the Ohio University, which positions he occupied for twelve years. In 1864 he went to Parkersburg, W. Va., took charge of the old Gazette, at that time the leading paper in the section, and was president of the first board of education after the inauguration of the free school system in Parkersburg. Retiring soon from editorial

life, he spent about five years in Ohio engaged in educational work. In 1870 or 1871 he was elected president of the State Normal School at Fairmont, where he remained till his death. Under his management that school grew to be one of the best and most efficient in the State. Dr. Blair was a superior scholar, a fine speaker, and thorough and energetic in whatever he undertook. It is believed that his unremitting labors at Fairmont were the immediate cause of his death.—(West Virginia State Journal.)

#### CHIEF STATE SCHOOL OFFICER.

Hon. W. K. PENDLETON, *general superintendent of free schools, Wheeling.*

[Term, 1877-1881.]

[Mr. Pendleton in 1872-'73 filled a vacancy in the office of superintendent made by the resignation of Mr. C. S. Lewis; Mr. Lewis filled the place of Superintendent Henry A. G. Ziegler, who was elected for the term 1869-1873, but died in 1870.]

## WISCONSIN.

## STATISTICAL SUMMARY.

	1876-'77.	1877-'78.	Increase.	Decrease.
<b>POPULATION AND ATTENDANCE.</b>				
Youth of school age (4-20) .....	478, 388	478, 692	304	.....
Youth of school age in public schools.....	269, 125	295, 215	6, 090	.....
Total pupils in public schools.....	291, 270	297, 502	6, 232	.....
In private schools only.....	23, 624	25, 532	1, 908	.....
Attending colleges and academies.....	1, 699	1, 781	82	.....
Instructed in benevolent institutions (estimated).	1, 175	1, 287	112	.....
<b>SCHOOL DISTRICTS AND SCHOOLS.</b>				
Districts exclusive of independent cities.	5, 564	5, 361	.....	203
Number of districts reporting.....	5, 533	5, 299	.....	234
Districts that purchased text books...	453	1, 104	651	.....
Districts that lent books to pupils....	244	427	183	.....
Districts that sold text books.....	170	681	511	.....
Schools with 2 departments.....	194	207	13	.....
Schools with 3 or more departments..	211	225	14	.....
Total graded schools.....	405	432	27	.....
Average length of term in cities (days).	193	189	.....	4
Average length of term in counties (days).	149	161	12	.....
Public school-houses.....	5, 320	5, 561	241	.....
Seats for pupils in these.....	345, 944	353, 119	7, 175	.....
School-houses of brick or stone.....	790	809	19	.....
With outhouses in good condition.....	3, 670	3, 760	90	.....
Value of public school property.....	\$5, 183, 902	\$5, 115, 556	.....	\$68, 346
<b>TEACHERS AND THEIR PAY.</b>				
Number of different teachers employed.	9, 858	9, 808	.....	50
Average monthly pay of men in cities.	\$108 20	\$100 27	.....	\$7 93
Average monthly pay of women in cities.	35 93	34 70	.....	1 23
Average monthly pay of men in coun- ties.	40 48	38 45	.....	2 03
Average monthly pay of women in counties.	26 35	25 33	.....	1 02
<b>INCOME AND EXPENDITURE.</b>				
Total receipts for public schools.....	\$2, 743, 344	\$2, 749, 956	\$6, 612	.....
Total expenditures for public schools.	2, 249, 638	62, 148, 330	.....	\$101, 308
<b>EDUCATIONAL FUNDS.</b>				
School fund.....	\$2, 673, 056	\$2, 680, 703	\$7, 647	.....
University fund.....	224, 808	226, 934	2, 126	.....
Agricultural college fund.....	242, 768	256, 602	13, 834	.....
Normal school fund.....	1, 028, 238	1, 033, 199	9, 961	.....
Income from school fund.....	189, 553	185, 368	.....	\$4, 185
Income from university fund.....	70, 642	64, 116	.....	6, 526
Income from agricultural college fund	19, 238	17, 326	.....	1, 912
Income from normal school fund.....	85, 076	83, 365	.....	1, 711

<sup>a</sup> Elsewhere in the report this number appears as somewhat higher than here given.

<sup>b</sup> A return from Superintendent Whitford for the same year, but of a later date than the printed report, gives a total of \$1,731,823 for income and of \$2,117,535 for expenditures.

(Report for 1877-'78 of Hon. W. C. Whitford, State superintendent of public instruction.)

## STATE SCHOOL SYSTEM.

## OFFICERS.

The officers having general charge of educational interests are a State superintendent of public instruction, elected by the people for 2 years; a board of regents of the State university, appointed by the governor; a board of regents of normal schools, appointed by the governor and approved by the senate; and a board of commissioners for the sale of school and university lands, comprising the secretary of state, State treasurer, and attorney general.

The local officers are county superintendents, elected biennially; town boards of school directors, comprising the clerks of the several subdistricts in organized towns; and district school boards, elected by the people for 3 years. Women are eligible to election or appointment as directors, treasurers, or clerks of school districts, directors or secretaries of town boards, members of city boards of education, or county superintendents.—(School laws of 1877 and 1878 and State constitution.)

## OTHER FEATURES OF THE SYSTEM.

The schools are sustained by local taxation, and by the income of public school funds, which is apportioned according to the number of children over 4 and under 20 years of age. To be entitled to share in the income from the public school fund, each town, incorporated village, and city must have raised by taxation the preceding year for school purposes, or have transferred from its general fund to the school fund, a sum equal to half of its share in the school fund income. Reports of school statistics must also have been made by the proper officers to the State superintendent, and all cities must have had a census of the school population therein taken under the direction of the proper school officers. Each district, moreover, to receive its portion of the public funds, must maintain a common school taught by a qualified teacher for 5 months during the year, unless the State superintendent shall be satisfied that the school was so taught for 3 months and that the failure to maintain it for the full 5 months was occasioned by some extraordinary cause. Qualified electors of school districts may vote taxes for the purchase of sites and the erection of school buildings, not to exceed \$600 annually in towns of less than 250 inhabitants; for maps, blackboards, and school apparatus, not to exceed \$75 in any one year; and for a district library, \$100 a year, provided that in districts having less than 200 children of school age not more than \$50 shall be voted for such library in any year.

Public schools are free to all residents of the district 4 to 20 years of age, and district boards have power to admit persons between 20 and 30 free of tuition when their admission will not interfere with pupils of school age. The branches to be taught are orthography, orthoepy, reading, writing, grammar, geography, arithmetic, the Constitution of the United States and of Wisconsin, with such other branches as the district board may determine. No sectarian instruction is allowed. Free high schools may be established in cities, towns, incorporated villages, and school districts, if the qualified electors decide by ballot to have them; and if such schools have been supported for not less than 3 months during the year by the district, they are entitled, under certain restrictions, to receive aid from the public funds during the first three years after their establishment. All organized academies, seminaries, and incorporated literary or collegiate institutions are required to report statistics annually to the State superintendent.

Teachers, to be legally employed, must hold certificates of competency. The certificates issued are State certificates, limited and unlimited, and county ones of first, second, and third grades, with city certificates for teachers in cities not under county superintendence. The limited State certificate entitles the holder to teach in any public school of the State for 5 years without further examination and is evidence of the scholarship required for a first grade certificate, with the addition of acquirements in English literature and mental philosophy and proof of successful teaching for at least 3 school terms. The unlimited State certificate, good for life, entitles the holder to teach in any school in the State.

The law of 1877 forbidding the employment in factories of children under 12 years of age during the time that the public schools are in session, was amended in 1878 so as to include children between 12 and 14, who are not to be employed more than 7 months in the year.

## GENERAL CONDITION.

The statistics show an increase in school population; in attendance on public and private schools; in the number attending graded schools, colleges, academies, and benevolent institutions; in the average length of school term in counties; in the number of public school-houses; in receipts for public school purposes; and in the principals of the State educational funds. There was, on the other hand, a decrease in the average pay of teachers, in expenditures for public school purposes, in the estimated value of public school property, and in income received from the educational funds.

The increase in school population was only 304. There were 2,016 more children

living in districts that maintained school 5 months or more, while not half as many as in the previous year lived in districts in which school was taught less than 5 months. The gain in attendance on public schools was 6,232, and on private schools 1,908. Sixty-seven per cent. of the children of school age attended either the public or private schools, a gain for the year of nearly 2 per cent. Sixty-nine per cent. of the children between 4 and 15 years of age were in the public schools; the number of this age in private schools was not ascertained. About 55.6 per cent. of the youths between 15 and 20 years of age attended the public schools; and it appears that a majority of these lived in the country, only 13.4 per cent. of this age having attended from the cities. The public school term was 12 days longer in the counties and 4 days shorter in the cities, giving an average of slightly over eight months for each school in the country and nine and a half in the cities.

With an increase of 129 in the number of teachers necessary to supply the public schools, 50 fewer than the previous year were actually employed. There were, however, 3,108 more employed than were necessary to supply the schools, showing that 3,108 schools changed their teachers during the year. This injurious practice of changing teachers, Superintendent Whitford says, is defended largely on the ground that cheaper ones can be hired for the summer than for the winter. But the results too often are that persons not properly qualified are employed, wages largely reduced, and many of the best teachers leave the profession for more lucrative employments. In 1874 the wages of teachers reached their maximum; in 1875 the monthly wages of men fell \$4 and of women \$5, and since then there has been a steady decline in the wages of teachers, averaging, in the country districts, each year \$1.68 in the monthly pay of men and 60 cents in that of women. In cities the pay of men has declined since then an average of \$39.82 annually, and that of women, since 1875, an average of \$15.65 annually. The superintendent thinks that the reduction in teachers' wages has reached its limit.

The tendency in the cities to engage a larger proportionate number of women in teaching has been growing for several years, the ratio employed in 1878 being nearly six to one. In the country districts, nearly one-third as many men as women were employed. Fewer third or lowest grade certificates were issued to teachers than in 1876-77, while a larger number of second and first grade were granted, showing that the superintendents of counties and cities were using greater discrimination in licensing teachers and were encouraging them to seek higher attainments. Certificates were issued to 2,744 men and to 6,186 women, a total of 8,930, or more, by 2,230, than were required to teach the schools, although not so many by 878 as were actually employed.—(Report of State superintendent, 1877-78.)

#### FREE TEXT BOOKS.

The plan of purchasing text books by the districts and then furnishing them free of charge to the pupils has given satisfaction in most instances where it has been tried in this State. It is thought to have decided advantages over all other modes of supplying these books to the pupils, provided sufficient care is exercised by the school boards in the purchase, distribution, and preservation of books.—(Report.)

#### DISTRICT AND TOWN LIBRARIES.

Only 328 districts in the counties and 19 independent cities report school libraries, 8 counties and 9 cities apparently having no public libraries. The whole number of volumes in county and city libraries was 21,577 and the cash value of them \$20,985.23. In 1878, there were \$2,378.34 expended in purchasing 3,098 additional books. For eleven years the towns have had the privilege of establishing libraries, but only 26 appear to have availed themselves of it. This result, it is stated, is not surprising, as the towns have not usually any organization which can properly care for the books; and not until the township system of school government is adopted throughout the State can it be expected that town libraries will be extensively formed or any great efficiency exist in the school library system.—(Report, 1878.)

#### KINDERGÄRTEN.

For information as to a number of Kindergärten reporting, see Table V of the appendix following, and for a summary of their statistics, see a corresponding table in the report of the Commissioner preceding.

#### CITY SCHOOL SYSTEMS.

##### OFFICERS.

Boards of education for cities comprise one or more members from each ward, with provision for partial annual change. Each board chooses its own president, clerk, and treasurer, and generally a city superintendent of schools.

## STATISTICS. a

Cities and large towns.	Estimated population.	Youth of school age.	Enrolment in public schools.	Per cent. of attendance on enrolm't.	Teachers.	Expenditures.
Appleton.....	8,000	2,478	1,580	70	28	\$19,592
Fond du Lac.....	15,000	5,713	2,778	86	47	27,578
Green Bay.....	8,037	2,068	1,167	68	18	8,004
Janesville.....	11,000	3,610	1,665	77	43	19,710
La Crosse.....	17,000	3,968	2,199	96	37	47,268
Madison.....	18,145	3,951	1,650	91	32	23,272
Milwaukee.....	120,000	36,054	16,054	57	232	180,165
Oshkosh.....	18,000	5,409	2,485	93	49	27,967
Racine.....	15,000	5,287	2,303	70	43	31,352
Watertown.....	9,500	3,672	1,247	83	20	11,967

a These statistics are taken from the State report for 1878.

## ADDITIONAL PARTICULARS.

*Appleton* had 6 schools with 3 or more departments and 1 with 2 departments; 4 teachers with first grade certificates and 23 with third grade; 1 private and 2 church schools, with 3 teachers and 200 pupils, besides those taught in public schools; total enrolment, 1,780.

The *Fond du Lac* public schools were taught in 19 buildings, with 47 rooms, by 4 men and 43 women, all with third grade certificates; the former received an average of \$800 a year and the latter \$395.35. Seven private schools, all but 2 of them denominational, had an attendance of 300 pupils, making a grand total of 3,078 in all classes of schools.—(State report.)

*Green Bay* had 6 school buildings with 15 rooms. All her 18 teachers held third grade certificates. Besides the public school enrolment, 500 pupils attended 4 private or church schools, under 12 teachers, making a total of 1,667 pupils and 30 teachers in all schools.

*Janesville* had 6 school buildings, containing 32 rooms. All the schools had 3 or more departments. The buildings were all of brick or stone, and were reported to be in good condition. Four private or church schools had 250 pupils, under 8 teachers, so that, including these and the city schools, a total of 1,915 children were under instruction for the year. Of the 35 teachers employed at the date of the report, 28 were trained in the city schools and 15 were graduates of the high school, which last had, during the year, 134 pupils.

*La Crosse*, with 9 school buildings and 37 rooms, was obliged to provide additional accommodations, and erected a new high school building at a cost of \$23,500. A new and extended high school course, embracing bookkeeping and fundamental branches, is said to have worked well. In 6 church schools and 3 private ones 700 pupils were instructed by 14 teachers, making, with the city schools, 2,399 youth, under 51 teachers. The city district schools all have a uniform course of study, which requires 7 years for its completion below the high school. In 2 schools, German is optional.

*Madison*, the State capital, had 9 school buildings, 8 of them of stone or brick. Of the 29 teachers employed at the date of the report, 6 held first grade certificates and 23 second grade. Adding the 600 pupils and 14 teachers in private schools to those of the city schools, it appears that there were, in all, 2,250 pupils out of 3,951 youth of school age enrolled in public or other schools, under 43 teachers.

*Milwaukee*, with 25 school buildings, all said to be in good condition, and 21 of them of brick or stone, had 197 school rooms. Five new schools were organized during the year 1877-78, one of them a full graded school, 1 a branch, and 3 primary, enrolling 1,910 pupils, under 31 teachers. The whole enrolment in the 25 city schools in October, 1878, was 16,054; average daily attendance, 10,267; teachers employed, 232. A high school department for the city schools is expressly provided for in the city charter. This high school has a normal department, in which special instruction is given in the mental and moral sciences, in the history of education, in school management, and in the art of teaching, with practice in a model school. The total enrolment in the high school for the year was 219; in the normal department, 14. Music, drawing, calisthenics, and German enter into the courses of the city schools. Fifty-five private and church schools, with 8,319 pupils and 222 teachers, made the whole enrolment in all schools for the year 24,373 pupils, under 454 teachers.—(State and city reports.)

*Oshkosh* had in its 9 school buildings (valued, with their sites, at \$115,000) a total of 59 school rooms. The private and church school enrolment reported was 800 pupils, under 15 teachers; number in all schools, 3,285, with 64 teachers.

*Racine* reported 9 school buildings, with 42 rooms; 11 other schools, all but 3 under some church control, had 675 pupils, under 23 teachers, making the total enrolment in all schools 2,977, under 66 teachers.

*Watertown*, with 5 school buildings and 1 in process of erection, had 20 rooms for her city schools. Six private and church schools besides had 475 pupils and 9 teachers, bringing up the whole school attendance to 1,722, under 29 instructors.

All the above named cities appear from the State report to have school libraries containing from 50 to 1,200 volumes, the library having the largest number of volumes belonging to Racine, while the highest cash valuation of a library is at Watertown. It may be added further that the statistics of city schools are given in the Wisconsin State report with an unusual fulness that is very gratifying. From them we learn that, of 45,924 children over 4 and under 20 years of age enrolled as pupils in the different cities of the State (including some smaller ones not mentioned above), 42,286 were between 4 and 15 years of age, the remaining 3,638 being largely in city high schools. They also show that 15,926 pupils in the cities attended private or church schools only, against 42,983 different pupils in the public schools.—(State report.)

## TRAINING OF TEACHERS.

### STATE NORMAL SCHOOLS.

The four State normal schools are reported to have been in a satisfactory condition in 1877-78. There was an enrolment during the year of 1,885 students in all departments, normal, preparatory, and model. The normal students numbered 873, of whom 212 belonged to the Platteville school, 270 to that at Whitewater, 291 to that at Oshkosh, and 100 to the school at River Falls. Twenty-four pupils graduated from the full course and received diplomas, the Whitewater and Platteville schools each furnishing 11 of these and the Oshkosh school 2. There were also 77 certificates awarded for completion of the elementary course; 24 of them at Oshkosh, 34 at Whitewater, and 19 at Platteville. No class in either course has yet graduated at River Falls.

A growing appreciation of the value of these schools is shown by the continued large attendance and the increasing demand on them for teachers. Fifty of the 60 counties in the State were represented by the students in 1878.

Each year's experience shows more clearly the importance of supplementing theory by practice in normal school work. Accordingly, to provide the most favorable conditions for practice teaching, that branch in the several schools has been placed in the immediate charge of a director, under the general direction of the president of the board of regents. It is hoped thus to secure more careful, constant, and intelligent supervision and criticism.—(State report.)

### NORMAL TRAINING IN COLLEGES.

Normal training is provided to some extent in Milton College, Milton; in Galesville University, Galesville; in the Northwestern University, Watertown; and in the State University, Madison. In the last a course of 35 lectures in didactics forms a part of the studies of the senior year.—(Catalogues.)

### TEACHERS' INSTITUTES.

Institute work was vigorously carried on through the year, and with good reason, this being, it is said, almost the only source of professional suggestion and help within the reach of a large number of the teachers.

There were 66 institutes held during the year, of which 31 were each one week in duration and 35 each two weeks. They were attended by 4,944 teachers, nearly 400 more than the previous year. A large share of the instruction was given by 4 regular institute conductors, professors in the State normal schools. The outline of instruction to be given was prepared in the winter by the regular conductors, published, and sent to the different county superintendents to be distributed among the teachers for use at the institutes.

Superintendent Whitford says that a careful observation of the work done, excellent as it is, convinces him that in two respects, at least, marked improvement should be made: First, a much larger number of teachers should attend (less than half the public school teachers of the State being present last year); and second, more teachers in attendance should take a really active part in the exercises.—(State report, 1878.)

### EDUCATIONAL JOURNALS.

The Wisconsin Journal of Education, a monthly published at Madison under the joint editorship of the State superintendent and his assistant, furnished in 1878, as in preceding years, valuable aid to the teachers of the State by numerous articles on methods of teaching and information as to State school affairs.

The New Education, a monthly devoted to Kindergarten training, published at Milwaukee, continued during 1878.



## SECONDARY INSTRUCTION.

## PUBLIC HIGH SCHOOLS.

Eighty-five high schools reported in 1878. This is an increase of 27 schools in a year, 12 of them having been organized under the law of 1875 and 15 under the amendment of 1877.

The whole number of pupils registered was 6,827; average daily attendance on each school, 54; number of teachers, 176. Of the 6,827 pupils, 2,114 studied the common branches only; 2,987, algebra or geometry; 3,293, natural sciences, including physiology and physical geography; 1,001, modern languages, and 1,237, ancient languages.

The high school system of the State, though tested only for a brief time, has been productive of such excellent results that the superintendent says it is regarded with approbation throughout the State. The law passed in 1878, however, makes several important changes in it, and some which in the opinion of the superintendent should be repealed. For instance, the benefits of the law are restricted to high schools which have been taught in buildings not used for other school purposes, thus excluding a large majority of the high schools in the State. Moreover, in the case of all schools assisted, the period of aid is limited to three years. Among other amendments which he thinks ought to be made to the law as it stands, Superintendent Whitford urges a restoration of the provision which gave the State the privilege of exercising supervision over the courses of study pursued in these schools and over the standard of qualifications for the admission of pupils to them. He thinks that the free high school year should be made the same as the common school year; that opportunity should be given to districts to organize under the law when they are not situated in cities and incorporated villages, but still maintain graded schools with at least two departments and with a sufficient number of pupils to form high school classes; that the boards of education in the independent cities should exercise full control over the free high schools operating under their jurisdiction, and that this power should not be transferred, as provided in the new law, to other boards in the same municipalities.

## OTHER SECONDARY SCHOOLS.

For statistics of business colleges, private academic schools, and preparatory departments of colleges, see Tables IV, VI, VII, and IX of the appendix following, and the summaries of them in the report of the Commissioner preceding.

## SUPERIOR INSTRUCTION.

## COLLEGES FOR YOUNG MEN OR FOR BOTH SEXES.

The *University of Wisconsin*, at Madison, found the year 1877-'78 in many respects the most prosperous in its history. There was in all departments an enrolment of 449, an increase of 61; the total in collegiate branches, including special students, was 280, one-fourth of them women. Among other evidences of progress are the erection of a new assembly hall and library building; an astronomical observatory; important additions to the library, which now numbers nearly 9,000 volumes; the creation of a professorship of rhetoric and oratory; the establishment of a course of lectures in didactics; and the addition of 10 scholarships of \$50 each, the enjoyment of which is limited to students of Scandinavian origin. The peculiar features of each course of study have been made more prominent and a freer option between studies and an easy substitution of them in the terms of graduation provided. President Bascom renews his statements as to the health of women at the university. The record, he says, continues to show much less interruption in work by sickness among them than among the men. The members of the board of visitors with one exception are in harmony with the president respecting coeducation at the university. "We do not concur," they say, "in the criticisms made by some upon the system of coeducation, and we are on the whole not ill pleased with the evidence of physical strength on the part of the ladies; but we think there is much yet to desire in that respect." The course includes subfreshman classes, substantially the preparatory department of the university; but it is intended to discontinue all preparatory work as soon as possible. It is proposed to leave to the high school at Madison the task of preparing all students who desire to enter the university from that place, a course which it is hoped to pursue in other cases as the high schools improve.—(State report, 1878.)

The other universities in the State are Lawrence, Galesville, and Northwestern; the colleges, Ripon, Milton, Beloit, Racine, and St. John's. Pio Nono College has heretofore been included under institutions for superior instruction, but it appears to be substantially an academic school, its course of instruction comprising only the English, French, and German languages, mathematics, bookkeeping, and history. Carroll College, Waukesha, still remains among the academies; Wayland University, Beaver Dam, among preparatory schools. All except those above excluded had in 1878 pre-

paratory departments of 1 to 3 years and classical collegiate ones of 4 years; and all except the Northwestern University had also scientific courses of 4 years; Lawrence, an academic of 4 and a commercial of 2 years, and schools of music and art; Ripon, a musical and literary course of 3 to 4 years.

*Milton College* secured again in 1878 the services of Professor Searing, who, at the close of his term as State superintendent, returned to his old position as professor of Greek language and literature.—(Wisconsin Journal of Education.)

At *Racine*, the abolition of the daily marking system, which was accomplished two years ago, has resulted very beneficially, and neither professors nor students would be willing to return to the old plan. Students now rank according to the results of monthly and annual examinations, and no student who fails to pass the annual examination creditably is allowed to join his class at the beginning of a new year until he has satisfactorily made up the work on which he failed.—(Wisconsin Journal of Education.)

*Ripon College* has received a legacy of \$5,000 from the late Rufus Dodge, of Beaver Dam, Wis., as a permanent fund to aid young women of limited means in obtaining an education.—(New-England Journal of Education.)

For locations and statistics of the universities and colleges above mentioned, see Table IX of the appendix following; for a summary of their statistics, see a corresponding table in the report of the Commissioner preceding.

#### INSTITUTIONS FOR THE SUPERIOR INSTRUCTION OF YOUNG WOMEN.

Six of the universities and colleges before mentioned admit young women as well as young men to their privileges. These are the State, Lawrence, Northwestern, and Galeville Universities and Ripon and Milton Colleges.

For institutions specially devoted to the superior instruction of young women, see Table VIII of the appendix, and for a summary of their statistics, see a corresponding table in the report of the Commissioner preceding. Of two such institutions bearing collegiate names, the Milwaukee Female College and the Wisconsin Female College, at Fox Lake, State Superintendent Whitford reported in 1878 that, though doing efficient work, they were at that time giving instruction only in academic studies.

#### SCIENTIFIC AND PROFESSIONAL INSTRUCTION.

##### SCIENTIFIC.

The State university provides instruction in agriculture, civil engineering, mining and metallurgy, mechanical engineering, and military science. An important aid to scientific study has been supplied in an astronomical observatory, due to the liberality of ex-Governor C. C. Washburn. It has been placed in the hands of the well known astronomer, Prof. James C. Watson, of Michigan University.—(Catalogue, 1877-78.)

As before said, Lawrence and Galeville Universities and Beloit, Milton, Racine, and Ripon Colleges had in 1878 scientific courses covering 4 years, and Lawrence also one in civil engineering, which is a modification of the scientific, including industrial and topographical drawing, descriptive geometry, and a variety of engineering studies.

For statistics of scientific schools reporting, see Table X of the appendix following, and the summary in the report of the Commissioner preceding.

##### PROFESSIONAL.

*Theological* instruction is given in the seminary of St. Francis of Sales, St. Francis Station (Roman Catholic), organized in 1856 and chartered in 1877. In 1878 there were 250 students and 32 graduates. The "full course of study" covers 10 years, but how much of it is purely theological does not appear.—(Return.)

The *Nashotah Theological Seminary* (Protestant Episcopal), with 5 professors, enrolled 21 students and graduated 4 in 1878.

A two years' course in *law* is provided by the law department of the University of Wisconsin. The method of instruction is by lectures, reading under the direction of the professors, and weekly moot court practice. The university has announced that no student will hereafter be graduated who has not given two years to the study of law and passed a satisfactory examination, one of these years to be spent in the studies of the law school and the examination to cover the whole field of study for both years.

#### SPECIAL INSTRUCTION.

##### EDUCATION OF THE DEAF AND DUMB.

The *Institution for the Education of the Deaf and Dumb*, Delavan, had 180 pupils during the year, with an average attendance of 140. The plan of instruction does away with the sign language as soon and as entirely as possible, replacing it with verbal language, either written or articulate. Nearly one in four of the pupils received instruction during the year in articulation and lip reading, many of them making satisfac-

tory progress. In the first 3 grades, pupils are taught the meaning of words, how to combine them into sentences, and the first principles of arithmetic and geography. In the fourth grade the common school text books are taken up and thenceforward the exercises and methods of instruction are similar to those in other schools. During the year 15 boys were taught the use of wood working tools, 27 were employed in the shoeshop, and 8 pupils (3 girls and 5 boys) received instruction in type setting. The girls are taught housework and all varieties of sewing. A fire having destroyed the building on September 16, 1878, the exercises just resumed were continued in a temporary building which was erected immediately.—(State report, 1878, and report of the institution.)

The *Catholic Deaf-Mute Institution*, at St. Francis Station, was opened in May, 1876, and in 1878 a substantial brick building suitable for 70 or 80 pupils was erected. The support of the school will be derived from pay pupils and from alms.—(Report for 1878 of State board of charities and reform.)

The *Wisconsin Phonological Institute*, a private institution for the instruction of deaf-mutes, was opened in Milwaukee January 14, 1878. There were 17 pupils under instruction during the year. The plan pursued is that of lip reading and articulation, the studies being the ordinary English branches.—(First annual report.)

#### EDUCATION OF THE BLIND.

The Institution for the Education of the Blind, Janesville, in 1878 occupied its new building erected to replace the one destroyed by fire in 1874. Ninety persons were under instruction during the year, of whom 43 were males and 47 females. In the literary department the branches taught besides the fundamental English ones are physiology, English literature, mensuration, natural philosophy, and natural history. Pupils in the musical department are taught to perform on the piano, organ, and violin. They learn also the theory of music, orchestral music, and vocal music in classes. The industrial department affords instruction in broom making, caning chair seats, bead-work, hand and machine knitting and sewing, crocheting, and other fancy work. A little has been done, too, in weaving carpets. Both boys and girls learn cane seating.—(Report for 1878 of State board of charities and reform.)

#### REFORMATORY AND INDUSTRIAL TRAINING.

The *Wisconsin Industrial School for Boys*, at Waukesha, supplies to some extent the want of a truancy law for the State and is a valuable auxiliary to its educational work. There are more than 400 boys in its educational department proper who if not here would nearly all be truants and many of them even worse. During 1878 there were 527 pupils under instruction, and at the date of the report 419. The buildings are overcrowded and the legislature is asked to make provision for their enlargement. Boys are committed to the school by the courts until the age of 21, but release may be obtained sooner by good conduct. Many of the children sent here have been guilty of no crime, but are simply dependent and homeless. Between 25 and 40 per cent. of the number now in school, according to the report of the State board of charities and reform, ought to be provided for elsewhere, and the establishment of a State public school for them similar to that in Michigan is recommended.

The *Wisconsin Industrial School for Girls*, near Milwaukee, was organized in April, 1875. Though assisted by State and city, the institution is a private one, and is under the control of charitable women. The State legislature gave \$15,000 for a building and the city of Milwaukee eight acres of land valued at \$20,000. All the pupils receive a good English education and instruction in household work. The aim is also to give each one who shows any adaptability for it some trade, such as dress making, millinery, tailoring, &c. There were at the date of the report 43 inmates, all girls but 5. Since the organization of the school 160 pupils have been received, of whom 25 were placed in homes.—(State report.)

*St. Rose Industrial School*, Milwaukee, gives its inmates who have sufficiently advanced in elementary studies a preparation for employments for which they show an aptitude; those of dressmaking and of sales-clerks in stores are mentioned. The young people during their apprenticeship have a home at the institution; when they begin to receive wages suitable boarding houses are found for them by the Sisters of St. Rose.—(Letter.)

#### EDUCATIONAL CONVENTIONS.

##### STATE ASSOCIATION.

The twenty-sixth annual meeting of the Wisconsin Teachers' Association was held at Geneva Lake, commencing July 16, 1878. Among the topics considered were Kindergarten instruction, the high school question, the metric system, and spelling reform. Miss S. A. Stewart, of the normal department of the Milwaukee public schools, read a paper on "The relations of the Kindergarten to the public schools," which was followed by an animated discussion, the general drift of which was in favor of test-

ing the principles and methods of the Kindergarten in connection with the primary departments of the public schools. A resolution was adopted urging the normal school board to consider the advisability of establishing a Kindergarten in connection with one or more of the normal schools. The high school question came before the association in a paper by Mr. A. F. North, of Pewaukee, on "The just limitations and conditions of the control and support of education by the State;" also in one by Professor Kerr on "Standards of admission to college." The question of providing a course of study for ungraded schools having been discussed by leading teachers and school officers of the State during the last nine years, and in a few sections a full curriculum for the district schools having been devised and successfully introduced, the association adopted a course of study for such schools recommended by a committee appointed at the semi-annual session in December, 1877.—(State report, 1878; Wisconsin Journal of Education.)

The semiannual session was held December 25-28, 1878, at Madison. Among the papers read were "Educational exhibits at county fairs," "Educational exhibits at the annual meetings of the association," "Relation of education to politics," "The function of geography in a course of study," "The relations of schools to public health," and "School work in Wisconsin as affected by recent legislation," the last being by State Superintendent Whitford. It was followed by a discussion of the recent changes in the high school law of the State, and the association resolved that "those changes are on the whole most injurious to the educational interests of the State and really destructive of the purposes for which the law was instituted." A committee was appointed, with the State superintendent as chairman, to secure such legislation concerning the free high school system as shall afford relief for 1878 to those schools which have suffered from the revision of the law.—(Wisconsin Journal of Education.)

#### CONVENTION OF SUPERINTENDENTS.

The annual session of county and city superintendents was held at Madison December 26, 1878. It was attended by 32 superintendents, 25 from the counties and 7 from the cities. Two afternoons were filled with the reading of well written papers and with animated discussions. Three of the four women who hold the office of county superintendent in the State were present and took a prominent part in the exercises. Among the subjects discussed were a course of study for country schools, the study of the constitution in the common schools, and cooperation of school district boards and patrons with county superintendents.—(Wisconsin Journal of Education.)

#### MEETING OF INSTITUTE CONDUCTORS.

A meeting of institute conductors was held at Geneva Lake in connection with the Teachers' Association, about 40 persons being present. Four sessions were held, and notwithstanding unfavorable weather the attendance and the interest were good. The subjects considered were "Physiology in the district school," by President Parker; "Physical geography in the district school," by President Albee; "Method of teaching drawing in the elementary schools," by Prof. Charles F. Zimmerman, of Milwaukee; "The phonic chart," by Prof. A. Salisbury; and the course of study for district schools adopted by the State Teachers' Association.—(Wisconsin Journal of Education.)

#### OBITUARY RECORD.

##### PROFESSOR STEPHEN H. CARPENTER, LL.D.

This respected gentleman, born in 1831 at Little Falls, New York, died at Geneva, in the same State, December 7, 1878. Trained for his life work at Munro Academy, Hamilton College, and Rochester University, he graduated from the last named in 1852, and removed in the same year to Wisconsin. Serving there for two years as tutor at the State university and for two years more as assistant State superintendent, he then went to St. Paul's College, Missouri, where he spent two years in the chair of ancient languages. Returning to Wisconsin he first served as superintendent of schools in Dane County, and in 1866 was again connected with the university, in which from 1868 he was professor of logic, rhetoric, and English literature till his death in 1878. In the Wisconsin Journal of Education, from which this account of him is derived, he is said to have been preëminent in natural ability, varied and accurate in his attainments, clear and logical as a thinker, a teacher of singular skill and usefulness, and a man of high moral and religious purpose.

##### PROF. WILLIAM J. L. NICODEMUS, C. E.

Professor Nicodemus, of the University of Wisconsin, was born in Virginia August 1, 1834, and graduated at West Point in 1858. Entering the Army he served in its minor offices till the outbreak of the civil war, when he was promoted to a first lieutenancy, and for gallant conduct in the battle of Valverde was brevetted major and subsequently made colonel of volunteers; he then took charge of the Signal Corps of

the Army of the Potomac till the end of the war. In 1869 he was detailed from the Army with the rank of captain for service at the Western University of Pennsylvania, Pittsburgh; chosen in 1870 to fill the chair of military science and civil engineering at the University of Wisconsin, he continued in it till his death. He is spoken of in the Journal which announces his decease as one of the most beloved and useful of the professors at the university.—(Wisconsin Journal of Education.)

**CHIEF STATE SCHOOL OFFICERS.**

**Hon. WILLIAM C. WHITFORD**, *State superintendent of public instruction, Madison.*

[Second term, 1890-1892.]

**Rev. J. B. PRADT**, *assistant superintendent, Madison.*

## ALASKA.

Little information has reached the Office in regard to education in Alaska. The absence of all law or provision for the protection of life and property or for the organization of society affords little encouragement to the friends of progress in that Territory. The Office has no direct information from the schools required to be taught by the contract of the Alaska Commercial Company. It has learned that the bishop of the Greek Church is hoping to reopen schools among the children of the members of that church in the near future.

The following interesting statement has been received from Dr. Sheldon Jackson :

OFFICE OF THE ROCKY MOUNTAIN PRESBYTERIAN AND  
PRESBYTERIAN HOME MISSIONS FOR THE TERRITORIES,  
*Denver, Colo., December 30, 1878.*

DEAR SIR: The school work of the Presbyterian Church has had a prosperous year in Alaska. Early in the spring, Rev. John G. Brady, of New York City, and Miss Kellogg, of Northern New York, reached Sitka, and at once opened a school in one of the Government buildings. The attendance reached 80. This school continued through the year, without vacation. The progress of the pupils was very gratifying to the teachers. Mr. Brady made two extensive canoe trips among the islands of the Alexander Archipelago to ascertain the condition of the native population. He was surprised and gratified to find that the inhabitants of the several villages visited knew of his school at Sitka. In some of the villages he was waited upon by a delegation of the principal men, with the earnest request that teachers might also be sent to them.

At Fort Wrangell Mrs. A. R. McFarland was reinforced by the arrival, in August, of Rev. S. Hall Young, of Parkersburg, W. Va. Early in October Mrs. McFarland felt compelled to open a boarding school, in order to give shelter and protection to several girls whose own mothers were about to sell them for a few blankets to white men for base purposes.

The practice of selling their daughters has been a great hindrance to the school work. The brightest and most promising pupils were in the greatest danger. As a girl made progress in the school it manifested itself in her outward deportment and personal appearance. Her dress was kept more tidy, her hair combed more smoothly, her face and hands better washed, and intelligence lighted up her countenance in the place of the former dull stolidity. This made them more attractive to the white men who offered correspondingly more for their possession. We hope, however, that through the Industrial Home we can not only save them from lives of shame but also train them up to be the future Christian teachers, wives, and mothers of their people.

Another great hindrance to our school work has been the practice of witchcraft. One morning Mrs. McFarland found that two of her adult women pupils had been seized the night before for witchcraft. The women were taken down to the beach and held under the waves until they were nearly dead. Dragged by the hair over the rocks on the beach until the clothes were torn from their persons and their bodies badly bruised and lacerated, they were then taken to one of the native houses, bound hand and foot, and tortured by their captors until one of them died; the other one was finally rescued. As several such scenes occurred during the year, the attendance on the school was interfered with.

A few weeks ago Rev. Mr. Young held a five days' convention with the leading men of the tribe to learn what could be done toward the prevention of these practices. The results of the convention remain to be seen.

Another great hindrance has been the absence of all law and recognized forms of government. This has been partially remedied by the enactment of a few simple rules by the Christian natives and the appointment of an unpaid police from among themselves.

In the earlier part of the season there were a thousand men from the Cassiar mines wintering at Fort Wrangell. In the absence of all law, gambling, drunkenness, licentiousness, and debauchery were rife. On every hand were raving drunkards and groaning victims. Crime became so prevalent that at length some of the Christian Indian chiefs requested Mrs. McFarland to call a convention of the natives. This was done. Mrs. McFarland was chosen the presiding officer. This constitutional convention lasted three days; a few simple laws were adopted and a native police force was appointed. During the excited discussions in the convention a prominent heathen chief, shaking his fist in an excited manner at Mrs. McFarland, said in substance: "Madam, you think you are safe. But I tell you that if you continue to stir up divisions among

us, you are not safe. I advise you to send down to San Francisco for a gunboat, for we will kill you."

But notwithstanding the hindrances arising from the sale of girls, from witchcraft, and from want of law, the school made steady and gratifying progress. It has also established a reputation among the tribes up and down the coast, so that in some instances chiefs have left their people and come and asked to be allowed to enter her school as A B C scholars, stating that when they had learned what they could they would return and teach their people. One prominent chief that had come many miles in his canoe to attend school said to her: "You come and teach all the Stickeens, and all the Hydalls, and Tongas about God. Nobody come and teach my people. My people all dark heart. By and by all my people die. Then they go down, down, all dark!"

Surely the American people, when their attention is called to the condition of affairs in Alaska, will not deny these people the opportunity of getting an education. We have recently issued an appeal to our church for funds to erect buildings for the school and Girls' Industrial Home at Fort Wrangell. When these funds are secured we hope to enlarge our work in that section.

An accomplished teacher, Miss Maggie J. Dunbar, of Steubenville, Ohio, has been placed in commission and will go out this coming spring. It is also proposed that next summer Rev. Henry Kendall, D. D., one of the corresponding secretaries of our Board of Home Missions, and myself visit our work in Alaska.

Very truly yours,

SHELDON JACKSON.

Hon. JOHN EATON,  
*Bureau of Education, Washington, D. C.*

## ARIZONA.

## STATISTICAL SUMMARY.

	1876-'77.	1877-'78.	Increase.	Decrease.
<b>POPULATION AND ATTENDANCE.</b>				
Youth of school age (6-21).....		3,089		
Enrolled in public schools.....	903	2,740	1,837	
Average daily attendance.....	590	890	310	
<b>SCHOOLS.</b>				
School rooms for study.....	28			
Average duration of school in days.....	190	124		66
Estimated value of school property.....	\$44,436	\$47,479	\$3,043	
<b>TEACHERS.</b>				
Men teaching.....	6	19	13	
Women teaching.....	25	18		7
Whole number.....	31	37	6	
Average monthly pay of men.....	\$100	\$91		\$9
Average monthly pay of women.....	50	74	\$24	
<b>INCOME AND EXPENDITURE.</b>				
Total receipts for public schools.....	\$20,708	\$21,396	\$688	
Total expenditures.....	18,407	21,396	2,989	

(Report of the Commissioner of Education for 1877 and return for 1878 from Superintendent M. H. Sherman.)

## TERRITORIAL SCHOOL SYSTEM.

## OFFICERS.

These consist of a territorial superintendent of public instruction; a territorial board of education; county superintendents, the probate judges acting as such; county examiners, 3 for each county, appointed by the superintendent of public instruction; and district trustees, 3 for each school district, elected by the people. The board of education is composed of the governor, the superintendent of public instruction, and the treasurer of the Territory, the governor being chairman and the superintendent of public instruction secretary of the board.

## OTHER FEATURES OF THE SYSTEM.

The law requires that school funds shall be raised by a territorial tax of 15 cents on the \$100, a county tax of 50 to 80 cents on the \$100, and where these prove insufficient for maintaining school three months, a special district tax to be voted by the people. This money is apportioned to each county in proportion to the number of children who have attended school three months previously. To receive it the schools must be entirely undenominational and unsectarian, be taught by regularly licensed teachers, and have the uniform series of text books prescribed by the territorial board. The school officers are to send in annual reports to those appointed by law to receive them. The teachers receive a license to teach after being examined and approved by the county examiners or by the territorial board. The minimum school term consists of 60 days. The law requires the attendance in public schools of all children 3 to 14 years old not otherwise taught for at least 16 weeks where the school term is sufficient. A census of children of this age, and also of all between 6 and 21 years old, is required to be annually taken in each school district.—(Latest school law.)



## GENERAL CONDITION.

Even the few statistics received show the advantage of having a superintendent who can give his whole attention to school work, as was the case for the first time in 1878. The figures present an increase of 1,837 pupils in the public schools and of 310 in average attendance; 13 more men were teaching, against 7 fewer women, making a total increase of 6; the wages of men fell somewhat and those of women advanced considerably as compared with the figures reported last year; receipts and expenditures for schools both show advance; and the only important falling off is in the length of school term, possibly from lack of the provision since made for a local district tax to lengthen the annual session.

As to the physical conditions likely to affect the educational future of the Territory, Governor Frémont said in his message to the legislature, January, 1879:

"There are peculiarities in Arizona that make the subject of education of special interest and worthy of special fostering. The climate is favorable to animal life. Children born or growing up here will be of unusually healthy bodies and sound minds; for, joined to advantages of situation and climate, the probabilities are that the parents who have the will to come here to live have also more than the average energy and capacity. This was indisputably the case in California, and doubtless will be so here. We shall therefore have good material in the children, and every possible means should be employed in preparing it for use. And we have a peculiar advantage in the fact that there is here a great unworked field in which to employ this good material when it has received the proper training. The region is new and has besides fields of labor not common to the older States. The great variety and abundance of minerals diffused over the Territory make mining a distinct branch of industry which will require trained mining engineers. The unimproved surface of the country will give abundant employment to civil engineers in the building of roads, aqueducts, and canals. Mining schools and colleges and great educational institutions will grow up. A single mining district in Saxony was sufficient to build up and maintain the city of Freiberg with a population of 30,000 and a mining academy which has been famous the world over for more than a century. The prosperity of the city and its great academy rose or fell with the mines, which in late years justified an enormous expenditure in mining works — and all from a yearly product not equal to the present ascertained annual yield of Pinal County. The singular purity and clearness of the atmosphere, which Humboldt says is peculiar in its composition on this coast, specially fit it for astronomical observations. The brilliancy and apparent contiguity of the heavens are not surpassed in any part of the world where I have been. The cloudless skies in the higher parts of the country, free from mists or moisture, where fixed periods of uninterruptedly clear weather may be relied on, would make this a chosen spot for observations of the great astronomical phenomena, and an observatory may grow up here to become famous in the history of that science. The intensity of its thunder storms, the highly charged electric condition of its atmosphere, and its peculiar effects in certain localities will bring the Territory into large communion with the great weather posts which are being planted about over the earth, and it will contribute its valuable quota to the increasing knowledge in this progressive and useful study."

## SUPERIOR INSTRUCTION.

## A TERRITORIAL UNIVERSITY.

A law exists for the establishment of a University of Arizona, to be under the control of a board of regents composed of the governor, the judges of the supreme court, and three resident property holders of the Territory; it is to be sustained by the proceeds of the university lands granted by the United States, by individual gifts and territorial appropriations, and to be set on foot as soon as the accruing funds shall be sufficient. Its departments are to be, first, one of literature, science, and the arts; second, one of natural history, including a history of the Territory; third, such others as the regents shall deem necessary and the condition of the university fund allow.—(New edition of school law.)

## CHIEF TERRITORIAL SCHOOL OFFICER.

Hon. MOSES H. SHERMAN, *territorial superintendent of public instruction, Prescott.*

[Term, February, 1879, to January 11, 1881.]

## DAKOTA.

STATISTICAL SUMMARY.<sup>1</sup>

	1876-'77.	1877-'78.	Increase.	Decrease.
<b>POPULATION AND ATTENDANCE.</b>				
Youth of school age (5 to 21).....	11, 046	12, 201	1, 155	-----
Enrolled in public schools.....	6, 431	7, 150	719	-----
Average attendance .....	1, 404	1, 342	-----	62
<b>SCHOOL DISTRICTS AND SCHOOLS.</b>				
School districts.....	369	401	32	-----
School-houses.....	135	174	39	-----
Ungraded schools.....	235	273	38	-----
Graded schools.....	5	14	9	-----
Value of school property.....	\$37, 037	\$60, 319	\$23, 282	-----
<b>TEACHERS AND THEIR PAY.</b>				
Men teaching.....	100	141	41	-----
Women teaching.....	154	189	35	-----
Whole number of teachers.....	254	330	76	-----
Average monthly pay of men.....	\$33 06	\$37 16	\$4 10	-----
Average monthly pay of women.....	29 50	26 54	-----	\$2 96
<b>INCOME AND EXPENDITURE.</b>				
Total receipts for public schools.....	\$37, 669	\$72, 950	\$35, 281	-----
Total disbursements for public schools.....	27, 362	59, 793	32, 431	-----

<sup>1</sup>In a letter from the new superintendent, Mr. Beadle, he says that not over half of the counties reported their statistics, so that many of the figures here given should be doubled.

(From report of Hon. W. E. Caton, territorial superintendent of public instruction for 1877 and 1878.)

## TERRITORIAL SCHOOL SYSTEM.

## OFFICERS.

These consist of a superintendent of public instruction, nominated by the governor and confirmed by the council at each biennial session of the legislative assembly; county superintendents, with 2 years' terms, elected like other county officers; a director, clerk, and treasurer for each school district, chosen at the annual school meeting for three years, with change of one each year.—(School law.)

## OTHER FEATURES OF THE SYSTEM.

The law requires that at the time of the annual assessments a poll tax of \$1 be levied on each elector in the county for the support of district schools; also 3 mills on a dollar upon all taxable property. Besides the revenue from these sources, each district is by law to receive for the benefit of the schools a portion of the money from fines, forfeitures, sale of estrays, and payments for exemption from military duty. The qualified voters in each school district may also vote an annual tax of not over 2 per cent. towards buying sites and building, hiring, or repairing school-houses; of not over 2 per cent. for teachers' wages and incidentals; of not over 1 per cent. for the furnishing of school buildings; and of \$25 a year for a district library. The school fund is apportioned to each school district in proportion to the number of children between 5 and 21 years of age residing in the district, provided the district schools were maintained 3 months in the year, the annual school meeting was held within 30 days of the time appointed by law, and the annual report sent in within the forty days speci-

fled by law.<sup>1</sup> A public examination, to decide upon the learning, ability, and moral character of persons offering themselves as teachers, is held twice a year by each county superintendent, and certificates to such as are qualified are granted for not less than 3 months nor more than one year. A territorial teachers' institute, not continuing more than 10 nor less than 4 days, is to be held each year, and \$100 of the territorial fund is allowed for expenses. County institutes, of not less than one nor more than four weeks in length, are also to be held when 11 or more teachers in the county desire the same, \$50 of the territorial fund to be used to defray expenses.—(School law.)

#### GENERAL CONDITION.

Superintendent Caton states that the very extensive immigration into the Territory during 1877-'78 was not met by a corresponding increase in the facilities for the education of children. This was owing partly to the lack of interest in school matters always found in new countries, and partly to the fact that the settlements were not made in organized territory. Several counties did not report at all in relation to school matters, yet the statistics received present an increase in youth of school age and in enrolment. There were 32 new school districts, 47 more schools (9 of them graded), and 39 new school-houses; the extra schools necessitating the employment of 76 additional teachers. Of the 174 school-houses reported in the Territory 130 were frame, 38 log, 4 brick, and 2 stone. The value of school property rose more than \$23,000. Notwithstanding the lack of interest in school matters referred to by Mr. Caton, marked improvement was made at certain points. In the city of Bismarck the public schools, comprising 2 departments, made most satisfactory progress under the charge of earnest and experienced teachers, and a substantial brick school-house, costing \$5,000 and containing two commodious rooms, was built during the year. There was also a private school, called St. Mary's Academy, in the same city, with 4 teachers and 82 pupils. Excellent reports were received from the Indian mission schools at Standing Rock Agency, the pupils of which have adopted citizens' clothes and present a marked change for the better in both deportment and appearance.—(Territorial report.)

#### CITY SCHOOL SYSTEM.

##### YANKTON.

*Officers.*—These consist of a board of education numbering 8 members, who are elected for terms of four years, with change of one-fourth each year. The secretary of the board is ex officio superintendent of the city schools.

*Statistics.*—Population in 1878, 3,161; youth of school age, 970; enrolment in public schools, 752; average attendance, 474; number of teachers, 11; expenditure, \$10,924.

*Additional particulars.*—The curriculum embraces a course of 4 years each in the primary and grammar grades, with a high school course of 3 years. The district purchases the books used in the schools and sells them to the pupils at cost. The common school branches are taught as well as those which belong to a high school course. The 8 school rooms owned by the city, with 10 leased by the board in 1877-'78, held 531 sittings; but the lowest primary grades were so crowded that the half day system was commenced in the winter term and continued throughout the school year.

#### TRAINING OF TEACHERS.

##### NORMAL TRAINING.

The superintendent of Yankton County public schools deplors the lack of normal schools and says that only three or four teachers in the county have had normal school training. He thinks that the great need of Dakota is such a school, and to make up this lack in a slight degree he urges teachers to attend the teachers' institutes.—(Report of territorial superintendent.)

##### TEACHERS' INSTITUTES.

Most of the counties in Southern Dakota held successful teachers' institutes in 1877-'78. The institute in Clay County was in every way a success, being held for one week with an enrolment of 50 teachers and a daily attendance of 35. The one at the county seat of Union County was reported successful both on account of the character of the work and the attendance of teachers and school officers.

#### SECONDARY AND SUPERIOR INSTRUCTION.

##### PUBLIC HIGH SCHOOL.

The high school at Yankton had sittings for 36 pupils, and was taught by 2 teachers, including the superintendent a part of the year. The school in 1877-'78 received

<sup>1</sup>New districts, however, receive one year's apportionment, irrespective of the length of school term.

high school pupils only. Raising the standard of admission diminished the number of scholars, but enhanced the value of the work done in the school. The 2 graduates received diplomas indicating a creditable completion of the 3 years' academic course.—(City report for 1877-78.)

#### COLLEGES.

So far as is known to this Bureau, no institutions for either classical or scientific collegiate instruction had been organized in this Territory up to the close of 1878.

### EDUCATIONAL CONVENTION.

#### TERRITORIAL INSTITUTE.

The seventh annual session of the Territorial Teachers' Institute was held at Sioux Falls September 24-28, 1878, and although the attendance was not very large the good done the schools of that part of Dakota is said to have more than repaid the time and money expended. Hon. W. E. Caton addressed the teachers on the necessity of both territorial and county institutes and on the need teachers and superintendents have of more thorough preparation for their work. The first four days were devoted almost entirely to the views of different educators on the best methods of teaching the ordinary branches. Changes in school laws, teaching and how to teach, the Kindergarten system, chemistry in the public schools, school supervision, duties of parents and teachers, the examination of teachers, and the necessity of establishing county high schools were discussed at the evening sessions, the exercises being interspersed with music and recitations. A resolution was passed petitioning the legislature for uniformity of text books throughout the Territory. In an essay sent by Mrs. Linda W. Slaughter, superintendent of Burleigh County, the need of a course of training for teachers was advocated. Superintendent C. C. Bridgman thought it advisable that each county superintendent should visit the schools under his jurisdiction at least twice during the school year, minutely recording and publishing his observations. The last day of the institute was devoted to a general discussion and investigation of the principles of school policy and government. The exercises are said to have been very interesting.—(Report of territorial superintendent.)

#### CHIEF TERRITORIAL SCHOOL OFFICER.

Hon. WM. H. BEADLE, *territorial superintendent of public instruction, Yankton.*

[Term, 1879-1881.]

## DISTRICT OF COLUMBIA.

## STATISTICAL SUMMARY.

	1876-'77.	1877-'78.	Increase.	Decrease.
<b>POPULATION AND ATTENDANCE.</b>				
Population .....	a131,700	b160,051	28,351	.....
School population (6-17) .....	a31,671	b38,800	7,129	.....
Colored school population .....	a10,494	b12,374	1,880	.....
Enrolled in public schools .....	21,264	22,842	1,578	.....
Colored children enrolled .....	5,954	7,786	1,832	.....
Total average daily attendance .....	16,318	18,133	1,815	.....
Average daily attendance of colored pupils.	4,749	5,525	776	.....
Estimated number in private schools.	7,692	5,719	.....	1,973
<b>SCHOOLS.</b>				
Number of school rooms for study....	293	322	29	.....
Number of seats provided.....	17,587	19,006	1,419	.....
Average duration of schools in days..	188	157	.....	1
Value of public school property.....	\$1,169,614	\$1,181,664	\$12,050	.....
<b>TEACHERS.</b>				
Men teaching in public schools.....	31	31	.....	.....
Women teaching in public schools....	299	339	40	.....
Whole number of teachers .....	330	370	40	.....
Average monthly pay of men .....	\$96 17	\$86 55	.....	\$9 62
Average monthly pay of women.....	71 21	64 08	.....	7 13
<b>INCOME AND EXPENDITURE.</b>				
Total receipts for public schools.....	\$370,996	\$373,606	\$2,610	.....
Total expenditure for public schools..	370,996	373,606	2,610	.....

a United States census of 1870.

b School census of 1878.

(From report of Superintendent J. O. Wilson for 1877-'78 for the District of Columbia and of Superintendent G. F. T. Cook for schools for colored children.)

## SCHOOL SYSTEM OF THE DISTRICT.

## OFFICERS.

The public schools of the District are governed by a board of trustees composed of 19 members, 14 white and 5 colored, 14 from the cities and 5 from the county. Their chief executive officers are two superintendents, one of the white schools of the cities and of both classes of schools in the county; the other of the colored schools of the cities. The board and superintendents are appointed by the commissioners of the District, who also determine the duration of their service. The executive officers of the board are subboards, superintendents, supervising principals, principals, and teachers, ranking in the order named. The authority of the superintendents extends over all divisions, and it is their duty to enforce the rules and report to the board the condition and requirements of the schools. The subboards act as courts of appeal in the divisions, being subject only to the board.

## OTHER FEATURES OF THE SYSTEM.

Separate schools for white and colored children are required by existing laws. The whole are arranged in seven divisions, the first, second, third, and fourth comprising the public schools for whites in Washington; the fifth, the public schools for whites in

Georgetown; the sixth, those of the county; the seventh, the public schools for colored children in Washington and Georgetown.

The term "school" under the system of the District signifies 60 pupils under one teacher in a single room in the cities, an ungraded school in the county numbering but 45. The schools of the cities are all graded and divided by a system which makes a grade equivalent to a year's work. Ordinarily there are in one building schools from 6 to 20 in number, and in all such cases one of the teachers is designated as principal who exerts authority over the pupils when not within their respective rooms. Supervising principals are teachers employed as such one-half the time. They issue tickets of admission to pupils, make and receive reports, and assist in the examinations of schools. Schools of the District are partly mixed as to sex, the school-houses being so constructed as to accommodate either sex or both sexes. Half day schools are permitted in schools of the first and second grades, composed chiefly of children six to eight years old.

#### GENERAL CONDITION.

The practical working of the system is reported as generally satisfactory. Superintendent Wilson suggests one important improvement: he urges a modification of the present graded system which will admit of elective studies, individual instruction when necessary, and division of labor among teachers. The present method retards the ambitious student and injudiciously crowds studies on the dull one. The Washington Normal School is mentioned as being well established and exerting a beneficial influence on the primary schools. The greatest need of the public schools is at present new school-houses, 104 new school rooms being necessary for the comfortable accommodation of pupils. There are no separate rooms for 13 of the schools, and 86 are in unwholesome and unsound buildings. The board transmitted to Congress in 1878 a statement of the needs of the schools with estimates, but no action was taken. Congress, however, did appropriate \$75,000 to continue the schools till the close of that year, the sum of \$290,000 appropriated for them at the year's commencement having been exhausted in April. The use of Johnson's Cyclopædia as a book of reference was sanctioned. The county contains one-ninth of the school population of the District, and its schools are similar to ordinary country schools, those nearest the city boundaries being partly graded and those more remote ungraded. No new buildings have been erected since 1877, but notable improvement was made in many of the school rooms and houses.

#### CITY SCHOOLS FOR WHITE CHILDREN.

The enrolment of white children in Washington and Georgetown in 1878 was 13,997 and the average attendance was 11,032 in 225 schools, 82 for boys, 84 for girls, and 59 for both sexes. These figures represent an increase of 892 in the year's enrolment, of 638 in daily attendance, and prove the increase in the number of schools to be among those admitting both sexes. Of the 239 teachers, 225 were women and 14 men; 167 were educated in the public schools of Washington and Georgetown and 94 were graduates of normal schools. In the private and parochial schools, as far as could be ascertained, the pupils numbered 1,973 less than in 1877. The course of study and the system of gradation in the public schools were essentially the same as those previously reported. The two advanced grammar schools, one for boys and one for girls, have been consolidated into a high school with course of study extended to three years, including the highest branches of study and ancient and modern languages. The school comprises all the best scholars from all the grammar schools. A system has been established by which one or more of the public schools may be designated by the committee on teachers as a training school, in which the pupil teachers of the normal school for white pupils may learn by observation and practice methods of instruction and government of children. Drawing with a view to industrial pursuits was successfully pursued in the public schools under the direction of the ordinary teachers, with the aid of a special teacher.

#### CITY SCHOOLS FOR COLORED CHILDREN.

The colored children of Washington and Georgetown enrolled in the public schools in 1878 numbered 6,515, and their average daily attendance was 5,525, an increase for the year of 561 in enrolment and of 776 in attendance. The largest number of schools during the year was 96, and of the 20 half day schools 15 were of the first grade and the remainder of the second grade. The use of the term seventh division was adopted to signify and include the schools for colored children in both cities, and the original classification of the schools into grammar and primary was changed to the prevailing system by the application of the rules of eight years' gradation. The percentages of attendance, tardiness, and punishment increased in 1878, and the abolition of corporal punishment is deprecated by the superintendent as resulting in a frequency of its alternative, dismissal. Oral examinations were held twice during the year with improving results, and the much needed instruction in penmanship was obtained, a class which included all the teachers of the division having been formed under the tuition of Prof. H. C. Spen-

cer. Two special teachers were employed to teach music in the schools of higher grades, while in those of lower grades instruction in music was a part of the teachers' regular work. A feature of the year's progress in drawing among these schools was industrial drawing, in which two classes were formed, one for boys and one for girls. There were 109 teachers employed, of whom only 13 were graduates of normal schools. The expenditures were \$968 less than those of 1877, and the year was considered by the superintendent one of the most successful in the history of these schools.

#### COUNTY SCHOOLS.

The whole number of pupils enrolled in the public schools of the county in 1878 was 2,330, an increase of 125, the number of teachers was 41, and the amount expended on the schools was \$42,324. The schools were governed by the system which controls the city schools, with special direction from their own subboard. Most of the schools included several grades and none formed a single grade. The results of the examinations of 1878 were reported as gratifying and creditable to both teachers and pupils. The display of the material furnished by these schools at the annual exhibition of drawing, map drawing, and penmanship in May, 1878, was reported by the superintendent as most encouraging.

#### TRAINING OF TEACHERS.

##### NORMAL SCHOOL FOR WHITES.

The Washington Normal School, for white students, receives each year 20 girls who have finished the high school course and desire to become teachers, giving them one year's training. Any graduate of the advanced grammar school for girls over 17 may be admitted to the competitive examination for admission to this school. Since its establishment it has graduated 96 teachers, of whom 83 have been and are in the schools of the District. The training school, instituted by and in charge of the committee on teachers, admits the pupil teachers of the normal school and affords them opportunity to learn methods of instruction by observation and practice, the principal of the normal school acting as principal of the training school. A rule of the board provides that graduates of the normal school having satisfactorily taught in the public schools shall receive diplomas equivalent to third class certificates. It is expected that the normal school will in the future furnish nearly all the teachers required for the schools for whites.

##### MINER NORMAL SCHOOL.

This school, organized in 1876, is not definitely a part of the public school system: it is utilized as such for the benefit of the colored schools and sustained by the proceeds of a trust fund. It had 14 pupils in its 2 years' course in 1878. The normal class of the high school for colored youth was in 1878 transferred to this school, and female graduates of the high school are admitted to the normal school on recommendation of the high school principal and of the superintendent. It is anticipated that this normal school, having in its classes the best talent of the colored schools, will be able to furnish teachers for all the schools for colored children.

##### TEACHERS' ASSOCIATION.

The normal association, composed of graduates of the normal school employed in the public schools, during the year 1878 met once a month for the purpose of comparing experiences in the instruction and government of the schools in their charge.

#### SECONDARY INSTRUCTION.

##### PUBLIC HIGH SCHOOLS.

As before stated, the two advanced grammar schools, one for boys and one for girls, for the first six divisions (which include all the white pupils) were in 1878 consolidated into one high school, with a course of study extended to 3 years, including all the higher English branches and ancient and modern languages. The enrolment in it was 142; the average attendance, 117, under 3 teachers.

##### HIGH SCHOOL FOR COLORED CHILDREN.

The enrolment in this school in 1878 was 154, and of this number 50 pursuing the studies of the eighth year were transferred to the schools of the eighth grade, confirming its title of "preparatory high school" by leaving in its classes only pupils pursuing high school studies. The average enrolment of the school during the year was 88, its average attendance 86, and percentage of attendance 97.3. Of its 3 teachers the principal was also principal of the Miner school. The superintendent thinks the teaching force insufficient and the situation of the school inconveniently remote.

## OTHER SECONDARY INSTRUCTION.

For statistics of business colleges, private academic schools, preparatory schools, or departments of colleges, see Tables IV, VI, VII, and IX of the appendix following, and the summaries of them in the report of the Commissioner preceding.

## SUPERIOR INSTRUCTION.

## COLLEGES FOR YOUNG MEN OR FOR BOTH SEXES.

In the collegiate departments of Columbian University, Georgetown University, Howard University, and the National Deaf-Mute College, few changes appear to have been made in 1878. All have preparatory departments, with courses of 2 to 4 years, and all present substantially the usual 4 years' collegiate course, though Columbian University, instead of arranging its students in classes, divides them into schools, according to the studies pursued.

*Georgetown University* in 1878 laid the foundations of a fine building for its collegiate department, which, as this report goes to press, is approaching completion.

*Columbian University* confers the degree of bachelor of letters on students who obtain diplomas in the schools of English, Greek, Latin, modern languages, and philosophy and who receive a certificate of proficiency in the school of mathematics or of natural science. It also confers B. S. on students who obtain diplomas in the schools of English, modern languages, mathematics, natural science, and philosophy.

*Howard University* announces the liquidation of its debt of \$100,000, which leaves it unembarrassed. Besides its classical collegiate course it has a literary course which includes all the studies of the preparatory and collegiate years except the Greek of the former and the Latin and Greek of the latter.

The *National Deaf-Mute College*, the collegiate department of the Columbian Institution for the Instruction of the Deaf and Dumb, reported 51 students in the 4 years' classes of its college course and in its advanced and lower preparatory classes, and 1 graduate student. Students satisfactorily sustaining examination in the college course receive the degree of B. A., and those not desiring to complete the full collegiate course are permitted to select a course of study of at least 2 years, the satisfactory completion of which entitles them to the degree of B. S. The history of this college affords satisfactory proof of the ability of deaf-mutes to master the arts and sciences. The completion and opening of the new college buildings were celebrated on the twenty-first birthday of the institution, February 16, 1878.

## SCIENTIFIC AND PROFESSIONAL INSTRUCTION.

## SCIENTIFIC.

As before stated, both the Columbian University and the National Deaf-Mute College include in their collegiate courses a limited course of scientific studies and confer the degree of B. S.

## THEOLOGICAL.

Theological instruction forms one of the principal departments of *Howard University*, the department being under the joint supervision of the Presbytery of Washington and of the American Missionary Association, New York City, while its professors represent four religious denominations. Students of any creed presenting satisfactory testimonials of character and preparation are admitted if found qualified upon examination. The class of 1878 contained 42 students.

*Wayland Seminary*, an institution for the education of colored preachers and teachers supported by the American Baptist Home Mission Society, had in its theological department in 1878 a class of 32.

## LEGAL.

Legal training in *Columbian University* is divided into two classes, senior and junior, of one year each. A student attending the school two years, or spending one year in this school and another in some other reputable law school, who passes satisfactory examinations on the work of both years, receives the degree of bachelor of laws. A graduate course of nine months' duration affording instruction in common law practice and in equity pleadings and practice is provided. The classes of 1878 comprised in the aggregate 155. For the lower course there was no preliminary examination in 1878.

The *Law School of Georgetown University* has a two years' course, with a graduate course of one year for advanced branches and practice open to holders of diplomas from any approved law school. A satisfactory examination at the close of the course entitles the student to the degree of master of laws. Only beneficiary students were subjected to examination preparatory to admission for the session of 1877-78.

The *Law Department of Howard University* is open to all applicants possessing proper qualifications, proven by preliminary examination, and grants the degree of bachelor of laws to all who pass the final examination.



The *National University* had in 1878 in its school of law 4 professors and the usual course. It examines all candidates for admission who do not produce evidence of collegiate or equivalent training.

#### MEDICAL.

Medical instruction in the *National Medical College*, a department of Columbian University, comprises the customary two courses, with extended opportunities for clinical instruction in the hospitals. All who have satisfactorily passed the examinations in the studies of the 2 courses may attend succeeding lectures free of charge. There were 53 matriculates and a graduating class of 6 reported for 1878.

The *Medical Department of Georgetown University* presents a change in its curriculum. While requiring of the students at least 3 years of continuous study, the lectures have been so extended as to offer 3 consecutive courses, of 7 months each, of didactic and clinical instruction. This course is so graded that the student will advance to higher branches of study only after satisfactory examinations; there are also weekly recitations in the separate branches. There were 42 medical students in 1878, 36 of them undergraduates.

The *Medical Department of Howard University* reported 50 students in its class of 1877-78. The lectures are free, and its course of study includes the customary 2 years, both sexes being admitted. There is a preliminary examination for admission.

The *National College of Pharmacy*, Washington, had in 1878 a class of 22 students.

#### SPECIAL INSTRUCTION.

##### EDUCATION OF THE DEAF AND DUMB.

The *Columbian Institution for the Deaf and Dumb*, near Washington, reported for 1878, by catalogue and return, 117 pupils (106 males and 11 females), under 11 professors, 4 of whom are semi-mute. Its course of instruction is divided into primary, academic, and collegiate, the pupils being also trained in various employments. Professor Bell's method of "visible speech" has been taught and used with advantage in the institution. The collegiate department, known as the National Deaf-Mute College, is referred to under the head of Superior Instruction, page 276.

##### REFORMATORY AND INDUSTRIAL TRAINING.

The report of the Reform School of the District of Columbia for the year 1878 shows that during the year the institution sheltered and instructed 225 boys, of which number 39 were discharged and 13 removed in other ways, leaving 173 in school at the year's close. All the inmates were taught the elementary branches of common school studies, the caning of chairs, and manufacture of garments and shoes, as well as the work of farm, garden, and shop. A library was added to the means of improvement in the institution and all its departments of industry were made satisfactorily productive.

##### WORK OF OTHER INSTITUTIONS.

The Children's Hospital was established in its new building in 1878, and its beds contained during the year 125 children, both white and colored, while 1,145 children received the benefits of its dispensary.

From the Washington City Orphan Asylum no report has been received for 1878.

The National Association for the Relief of Destitute Colored Women and Children had, at the beginning of 1878, 102 children and 2 aged women under its care.

#### OBITUARY RECORD.

##### PROFESSOR JOSEPH HENRY, LL. D.

This much respected man and illustrious scientist, born at Albany, N. Y., December 17, 1799,<sup>1</sup> died in Washington City, D. C., May 13, 1878. He received his preliminary education in the schools of his native city, and evinced there such ability as led the trustees of the Albany Academy to make him first assistant teacher and then instructor in mathematics in 1828. While in this position he began those experiments in electricity which, by their increase of the power of electro-magnets and their eventual demonstration of the possibility of electro-magnetic telegraphy, laid the foundation of his great fame as a scientist and opened the way to one of the most useful discoveries of our age. The reputation thus acquired led to a call to the professorship of natural philosophy in the College of New Jersey, Princeton, where his earliest lectures in the autumn of 1832 showed, as those of the preceding year at the Albany Academy had shown,<sup>2</sup> the feasibility of an electro-magnetic telegraph, to the possibility

<sup>1</sup> Professor Asa Gray believes the year 1797, which is commonly given, to be incorrect; he says that there is little doubt that Professor Henry was born in 1799.

<sup>2</sup> It was in the session of 1831-'32 that the young scientist had exhibited in the Albany Academy the memorable experiment of transmitting electric signals through more than a mile of wire, these signals being given by means of a bell rung at that distance from the machine in use.

of which he had called attention in the American Journal of Science in 1831. Visiting Europe in 1837, he had interesting interviews in England with Professor Wheatstone, the inventor of the needle magnetic telegraph, and communicated to him his own plans for producing not only intelligible signals but also large mechanical effects at great distances by means of electro-magnetism. When the time came for organizing the Smithsonian Institution at Washington, in 1846, Professor Henry, then in the full vigor of his powers, was called to the secretaryship of its board of regents, and with their approval moulded it into the form which it still retains as an institution for advancing knowledge, not by class instruction, but by stimulating research in various directions and by publishing the results of such researches to the world. In this position he passed the remainder of his days, honored by all and honoring the post he held. Recognitions of the place he had in men's esteem came often to him and in various ways. As early as 1829 he received from Union College the degree of doctor of laws, in honor of his discoveries in electricity, a compliment repeated by Harvard in 1851. In 1849 he was made president of the American Association for the Advancement of Science, and in 1868 president of the National Academy of Sciences, the United States Government in 1871 complimenting him still further by giving him the chairmanship of its Lighthouse Board. In this important post he rendered most efficient service by exerting all the powers of his natural and practical intelligence on the best means of lighting our long coast and reducing as far as possible the dangers of navigation. By his investigations in this direction he is said to have saved more than \$1,000,000 in the expense of lighting while greatly increasing the efficiency of the work. With characteristic unselfishness, he gave the Government the full benefit of his discoveries in illuminating media, as he had before freely given to the world those discoveries in electrical communication out of which most men would have made themselves immensely rich. The Signal Service of the country also owes him much, he having instituted more than thirty years ago that system of meteorological observation and communication by which the condition of the weather and the progress of all storms could be daily ascertained at the institution of which he was the head. A thoroughly good man, he left behind him a name universally respected and on which no shadow of a stain was ever cast.

#### CHIEF SCHOOL OFFICERS OF THE DISTRICT.

Hon. J. ORMOND WILSON, *superintendent of schools for white children in Washington and Georgetown and of the county schools, Washington.*

Hon. GEORGE F. T. COOK, *superintendent of schools for colored children in Washington and Georgetown, Washington.*

## IDAHO.

## STATISTICAL SUMMARY.

	1876-77.	1877-78.	Increase.	Decrease.
<b>POPULATION AND ATTENDANCE.</b>				
Youth of school age (5-18) <i>a</i> .....	4, 028	4, 942	914	.....
Number of scholars 5-18 enrolled .....	2, 631	3, 432	801	.....
<b>DISTRICTS AND SCHOOLS.</b>				
Number of school districts.....	96	106	10	.....
Number of school-houses.....	673	684	11	.....
Number of schools .....	674	681	7	.....
<b>INCOME AND EXPENDITURE.</b>				
Receipts for public schools.....	\$23, 366	\$33, 347	\$9, 981	.....
Expenditure for teachers' salaries .....	18, 764	23, 033	4, 319	.....

*a* The school age has since been changed to 5-21. *c* Nine counties reporting.

*b* Eight counties reporting. *d* Including balance on hand at beginning of school year.

(Report of Hon. Joseph Perrault, territorial superintendent of public instruction, for the two years indicated.)

## TERRITORIAL SCHOOL SYSTEM.

## OFFICERS.

These consist of the territorial controller, who is ex officio territorial superintendent of public instruction; the auditor of each county, ex officio county school superintendent (except in Alturas and Bear Lake Counties, where the probate judges act as such); the county school examiner, one for each county, appointed by the board of county commissioners and holding office subject to the will of the board, the superintendent and examiner for each county constituting a county board of school examiners; and three trustees for each district, who are elected for a one year's term by the voters of the district.—(School law.)

## OTHER FEATURES OF THE SYSTEM.

The schools are sustained by an apportionment from the interest of the territorial general school fund; by a tax of not less than two mills and not more than eight mills on the dollar in each county; by the money arising from fines and forfeitures for breaches of any of the penal laws; and by the \$3 received from each person passing the examination for a teacher's position. For repairs to school property not exceeding in cost \$25, trustees may levy a rate bill on parents or guardians having pupils in school, though pupils are not to be denied school privileges through inability on the part of their parents or guardians to pay the rate. The basis of distribution of the school fund to each county is according to the number of children between 5 and 18 years of age, when full returns of school matters have been sent in. Each county, however, constitutes at least one school district irrespective of the number of children of school age in it, and one-half of the county and territorial fund is to be divided equally among the several districts complying with the requirements of the law; the other half, in proportion to the number of children of school age enumerated, except in two counties, where there is a slightly different arrangement. When a new school district is formed it receives its proportion of school money per capita out of the school funds of the old districts from which it was formed, but if the schools are taught less than three months the money must be returned to the old districts. To enjoy the benefits of the school fund there must be at least 10 children reported by the census marshal in each school district, and no political, sectarian, or denominational doctrine can be taught in the schools or any similar papers, tracts, or documents distributed. Widows or unmarried women of the

age of 21 years who hold property subject to district taxation for the maintenance of the schools are allowed to vote upon the levying of such tax. Teachers are examined by the board of school examiners, and certificates naming the branches that the applicants are qualified to teach are granted for two years to those found competent. Provision is also made for the establishment of a university or other high school from the moneys accruing from the sale of lands given or to be given by Congress for school purposes and from moneys appropriated by Congress for schools.— (School law.)

#### GENERAL CONDITION.

According to the statistics received in 1877-'78 from the different counties in Idaho Territory, it is estimated that there was an increase, since 1876-'77, of 914 children of school age, of 801 attending school,<sup>1</sup> of 10 school districts, 11 school-houses, and 7 schools. In Nez Percé County the Indian troubles broke up the schools in 1876-'77, consequently in the following school year there was marked improvement in attendance of pupils and in length of school term. Of the average daily attendance in the public schools the reports are too imperfect to make it worth while to present results. Indeed, school matters generally appear to be still in need of much amendment throughout the greater portion of the Territory, the first and greatest amendment needed being a territorial superintendent able to devote his whole time to school work.

There is no indication in the report of the superintendent of any provision for normal, secondary, or special instruction. The provisions of the school law relative to higher education are as yet inoperative.

#### CHIEF TERRITORIAL SCHOOL OFFICER.

Hon. JOSEPH PERRAULT, *territorial controller and ex officio superintendent of public instruction, Boise City.*

---

<sup>1</sup>Only 8 counties out of 10, however, reported the school attendance, and in 3 of these the reports were imperfect.

## INDIAN TERRITORY.

[As in past years, the information under this head covers all Indian education in the United States, as well as that among the five civilized nations in the Indian Territory.]

## STATISTICAL SUMMARY.

	1877.	1878.	Increase.	Decrease.
<b>POPULATION AND ATTENDANCE.</b>				
Number of Indians in the United States, exclusive of Alaska.	250, 809	250, 864	55	.....
Number of mixed blood.....	27, 749			.....
Number of school age in the five nations <sup>a</sup> .....		17, 000		.....
Number of school age in other tribes.....		632, 213		.....
Pupils of the five civilized nations enrolled.	5, 496	5, 993	497	.....
Pupils of other tribes enrolled.....	6, 019	6, 229	210	.....
Average attendance of these last.....	3, 598	4, 142	544	.....
<b>SCHOOLS.</b>				
Boarding schools of the five nations.....	12	11		1
Day schools of the five nations.....	168	187	19	.....
Boarding schools of other tribes.....	48	49	1	.....
Day schools of these last.....	111	119	8	.....
Whole number of boarding schools.....	60	60		.....
Whole number of day schools.....	279	306	27	.....
Number the schools will accommodate.....		22, 371		.....
<b>TEACHERS.</b>				
Teachers among the five nations.....	196	196		.....
Teachers among other tribes.....	241	221		20
Whole number of teachers.....	437	417		20
Missionaries not classed as teachers.....	126	226	100	.....
<b>INCOME AND EXPENDITURE.</b>				
Receipts for education of Indians <sup>c</sup> .....	\$337, 379			.....
Expenditures for the same.....	337, 379	\$353, 125	\$15, 746	.....
<b>RESULTS OF INDIAN EDUCATION.</b>				
Number of Indians who can read.....	40, 397	41, 309	912	.....
Number who can read in two languages..	8, 806			.....
Number taught to read within the year, exclusive of the five civilized tribes.	1, 206	1, 532	326	.....

<sup>a</sup> The five civilized tribes or five nations of the Indian Territory are the Cherokees, Chickasaws, Choctaws, Creeks, and Seminoles.

<sup>b</sup> The Commissioner of Indian Affairs says that this number is too small, several tribes not having been reported, and thinks that 50,000 would be nearer the truth.

<sup>c</sup> Of the receipts for 1877 there were \$31,929 from tribal funds, \$309,337 from the United States Government, \$8,916 from New York State, and \$37,137 from other sources.

(From the reports of Hon. E. A. Hayt, Commissioner of Indian Affairs, for 1877 and 1878.)

## SCHOOL ORGANIZATION.

## OFFICERS.

The schools of the Indian Territory, except among the Cherokees, are under the control of superintendents, one being appointed for each tribe. A board of examiners is also chosen, before whom all applicants for positions as teachers must pass satisfactory examination and from whom certificates of qualification must be obtained.

The Cherokees have a board of education exercising general supervision over the schools. Three school commissioners preside over and inspect the schools of the three districts into which for educational purposes the nation is divided.

#### PARTICULARS OF THE SYSTEM.

The schools of the tribes other than the five civilized tribes (except remnants of tribes in New York, Pennsylvania, and Rhode Island) are sustained by the Government of the United States, by which the school buildings are furnished and by which contracts are made with teachers. The religious control of the several tribes is assigned to the different religious denominations, and large sums are expended by them in employing teachers and extending educational privileges among the Indians. The five civilized tribes are independent of the Government in the internal control of their schools, the schools being mainly sustained by funds held in trust for these tribes by the United States.

#### GENERAL CONDITION.

##### EXTENSION OF EDUCATION AMONG THE INDIANS.

The Commissioner of Indian Affairs, in his report for 1878, refers to the statistics of the year as proof of the "steady increase of the number of Indians engaged in civilized pursuits, the number brought under religious influence, and the number of Indian children attending the schools." He however deprecates the failure on the part of the Government to extend the means of instruction among the Indians and its negligence in not fulfilling agreements relating to education included in its treaties with certain tribes. He also says that the entire number of Indian children who could be accommodated in the boarding schools at the several agencies was only 2,580, while the number who could find room in the day schools was 5,032, making a total of 7,612 of the tribes distinct from the 5 civilized tribes who could be accommodated in the schools. Among the 5 civilized tribes there is accommodation in the schools for 14,700 children. The reports from the several agencies show that in most cases the schools have been satisfactorily maintained and well attended. The Pawnees have a new building for the uses of a manual labor school, the speedy opening of which and of another day school is asked for by the chief and head men of the tribe. This tribe has manifested great interest in the education of its children, who, although compelled to walk many miles to school, have given full attendance. An appropriation of \$200,000 by Congress is estimated by the Commissioner as necessary for the establishment of the schools needed and the maintenance of those already opened.

##### SCHOOLS OF THE FIVE CIVILIZED TRIBES.

The statistics of the five civilized Indian nations, comprising the Cherokees, the Choctaws, Creeks, Seminoles, and Chickasaws, afford an estimate of 31,000 who can read out of a population of 56,715. The Cherokees had 3,000 children in 1878 in their 80 common schools, 4 boarding schools, 2 seminaries (1 for each sex), and the school for manual labor and training of orphans. The Choctaws had 1,200 children in 50 day schools, 3 boarding schools, and a school of manual labor. The Creeks had 716 in 32 day schools, 2 boarding schools, 2 schools of manual labor, and 2 church mission schools. The Seminoles had 180 children in 5 day schools and an academy or boarding school. The Chickasaws had 400 in 20 day schools, 2 boarding schools, and 4 high schools, managed by contract, the contractor securing the teachers and providing all necessary appliances. The Choctaws have a new female seminary, called New Hope, situated on the eastern part of their reserve, which is well sustained and the expenses of which in excess of the \$5,000 annually devoted to it by the council are paid by the Methodist Board of Missions.

##### EDUCATION OF INDIANS AT THE EAST.

Besides the schools for remnants of Indian tribes in New York, Pennsylvania, and Rhode Island, an interesting experiment as to the benefit of educating western Indians at the East was undertaken in 1878 under the auspices of the Bureau of Indian Affairs. Of 62 Cheyennes, Arapahoes, and Kiowas who had been held for some time as prisoners of war at St. Augustine, Fla., 22 of educable age were proposed by Capt. R. H. Pratt, U. S. A., as subjects for training of elementary English studies and some useful industries, this training to be tried amid the stimulating and civilizing influences of eastern surroundings and away from the degrading associations of their own tribes. The proposal met with favor, and the friends of Indian improvement contributed the necessary funds for carrying it into practice. With the consent of Commissioner Hayt, arrangements were made for placing 13 of these youths at the Hampton Institute, Virginia, to be educated with the colored youth in school studies and various industrial occupations. Four others were sent into Central New York to be trained in like manner in specially selected families, under the general oversight of Bishop Fred-

erick D. Huntington. Favorable reports as to the effects in both cases of the education thus begun were received a few months later, and in September Captain Pratt was authorized by Commissioner Hayt to proceed to the Indian agencies from Yankton to Fort Berthold, on the Missouri River, and gather other Indian youth for a like training at the East. Forty boys and 9 girls were easily obtained and placed with the previous 18 at Hampton. Their education there has since gone forward with such satisfactory results that one addition after another has been made by Government authority to the number of pupils under training, and plans have been entertained for the opening of a separate school especially for Indians at Carlisle Barracks, Pa., under the superintendence of Captain Pratt.

#### SPECIAL TRAINING OF INDIANS AT THEIR HOMES.

Agent James H. Wilbur, of the Yakama Agency, Washington Territory, reports for 1878 a system pursued by himself approximating that at Hampton as nearly as may be, where the Indian youth are trained near their own homes. Collecting the larger children of his agency for boarding school instruction, he taught the older boys to yoke oxen, to attach them to the plow, and to cultivate and sow the land; while his wife taught the girls to sew, spin, knit, and cut and make up clothing for themselves and for the boys. The matron instructed them also in cooking, washing dishes, washing their clothes, and keeping their rooms in order; her husband, the teacher, training the boys to like orderliness in the school room. From the oldest to the youngest, all were required to do all that could be done to help in the department to which they belonged. The boys after a year or two of training in the school and on the farm were put into the different shops at the agency for further training in industrial occupations, such as carpentry, blacksmithing, plough and wagon work, harness, saddle, boot and shoe making, and painting.

The usefulness of all this soon appeared, not only in its quickening and educational influence on the youth, but also in its effect on the parents. Interested in the practical education of their children and seeing its results in the productiveness of the school farm, they sought and received help in breaking new land, seeding it for crops, and fencing it against intrusion. Thus 15,000 acres of land have been put in fence by Indian hands with some guidance from their children and some white supervision and direction. At the same time 5,000 acres have been brought under cultivation, and the Indians had at the date of the report 3,500 head of cattle and about 16,000 head of horses. By means of the instruction of the children and some kindred training of the men, all the work in the shops and mills and on the farm connected with the agency school could be done by Indian hands independently of any other white assistance. Many of the families are said to be living in good houses painted within and without and furnished with chairs, tables, bedsteads, cook stoves, sewing machines, mirrors, clocks, &c. The barns contain wagons, harness, ploughs, and other machinery for farming. The people thus make their own clothing, grow their own crops, and produce almost everything necessary for their subsistence. Except in the case of the sick, no rations are issued: work for wages is the rule.

In this combined training of children and parents, and of parents through their children, some fair prospect appears to be presented of solving the difficulty of Indian civilization, if Indians can once have lands secured to them in severalty and be put fully under the protection and control of law.

#### CHIEF SCHOOL OFFICERS.

In January, 1878, Dr. Marston, United States Indian agent at Muscogee, furnished the following as the names of the chief school officers of the five nations in the Indian Territory. No subsequent alteration has been reported:

J. F. THOMPSON, *president of Cherokee board of education*,<sup>1</sup> *Tahlequah*.  
 E. MCCUBSTAIN, *superintendent of Choctaw public schools*, *Red Oak*.  
 WILLIAM MCCOMB, *superintendent of public instruction among the Creeks*, *Eufaula*.  
 JOSEPH HIGHTOWER, *superintendent of Chickasaw public schools*, *Oak Lodge*.  
 JOHN CHUPCO, *superintendent of Seminole public schools*, *Wewoka*.

<sup>1</sup> A statement in the American Journal of Education of about the same date as Dr. Marston's letter mentions also three commissioners for the inspection of the three districts into which for educational purposes the nation is divided.

## MONTANA.

## STATISTICAL SUMMARY.

	1876-'77.	1877-'78.	Increase.	Decrease.
<b>POPULATION AND ATTENDANCE.</b>				
Children of school age (4-21).....	4,561	5,315	754	.....
Enrolled in public schools.....	2,625	3,277	652	.....
Average daily attendance.....	1,699	2,384	685	.....
Number attending private schools.....	268	170	.....	98
Not attending any school.....	1,534	1,754	220	.....
<b>DISTRICTS AND SCHOOLS.</b>				
Number of school districts.....	103	105	2	.....
Number of school-houses.....	87	88	1	.....
Number of schools taught during the year.....	98	107	9	.....
Average length of school term in days.....	a81.75	b84.12	2.37	.....
Schools teaching all branches.....	55	78	23	.....
Number using prescribed text books.....	58	65	7	.....
Number of graded schools.....	7	5	.....	2
Number of ungraded schools.....	93	98	5	.....
Number of private schools taught.....	12	12	.....	.....
Value of school-houses.....	\$55,485	\$98,285	\$32,800	.....
<b>TEACHERS AND THEIR PAY.</b>				
Number of male teachers.....	50	57	7	.....
Number of female teachers.....	60	59	.....	1
Total number of teachers.....	110	116	6	.....
Average monthly pay of teachers.....	\$64 32	\$59 71	.....	\$4 61
<b>INCOME AND EXPENDITURE.</b>				
Whole reported receipts for public schools.....	\$40,516	\$66,941	\$26,425	.....
Total expenditures for public schools.....	54,104	65,505	11,401	.....

a Six counties out of nine reporting.

b Eight out of nine counties reporting.

(From report for 1877 and 1878 of Hon. Clark Wright, territorial superintendent of public instruction, with return for 1878 from Superintendent W. Egbert Smith.)

## TERRITORIAL SCHOOL SYSTEM.

## OFFICERS.

These consist of a superintendent of public instruction, appointed for 2 years by the governor, with consent of council; county superintendents, one for each organized county, elected for 2 years by the people; and school trustees and district clerks, elected annually by the people. In all organized districts one trustee is elected for 3 years, while in new districts 3 trustees are elected for one, two, and three years respectively.

## OTHER FEATURES OF THE SYSTEM.

The sections of land numbered 16 and 36 in each township form a reserve for the future support of schools, and the proceeds of these and any other lands donated by Congress for that purpose are to form an irreducible fund, the interest of which is to be annually divided among the school districts for the support of common schools. At present the schools are maintained by a general tax of 3 to 5 mills on the dollar, by fines imposed for breaches of penal laws, and by such district taxes as the boards of trustees and qualified electors in each district may order to furnish better school facilities, such as new school-houses, appliances, and apparatus. Moneys arising from the



sale of town lots, under the laws of the Territory relating to town sites, may be devoted to the same purpose unless the majority of qualified voters request the use of the fund for other school purposes. The basis of distribution of the school fund is according to the number of children between 4 and 21 years of age in each district, ascertained by an annual census, provided that Indian children not under the guardianship of white persons be not included in the apportionment. No school district is to receive aid from the fund unless the teachers employed hold legal certificates of fitness for their occupation. If books or papers of a sectarian character are used, or if any political or sectarian teachings are given in the schools, or if a free public school is not held 3 or more months in the year, there is a forfeiture of the amount apportioned; and no new district is to receive any moneys unless a school has actually been commenced in the district. Persons desiring to be teachers pass an examination before the county superintendent and offer evidence of good moral character. Certificates showing the relative standing in each study are granted them for 2 years unless revoked by the superintendent. Children of African descent receive the same instruction as the white youth, but in separate schools. The law provides that district high schools may be formed whenever the board of trustees consider that the interests of the district require them. Teachers' institutes may be held annually in any county containing ten or more organized school districts. When such institutes are held, attendance on them is imperative on all certified teachers, and those attending who have the charge of schools are not to lose their pay for the period of such attendance when certified to by the county superintendent.

The school day of the Territory is ordinarily of 6 hours, but it may be lessened to 4 for primary schools by a vote of the school board, and any teacher in an incorporated village, town, or city may dismiss pupils under 8 years of age after an attendance of 4 hours. The school month consists of 20 school days.

#### GENERAL CONDITION.

The superintendent of public instruction reports for 1877-'78 a marked growth in the value of school property, \$32,800 over the previous year; an improvement in the character of school buildings; an increased attendance, and an unusual degree of prosperity in all matters pertaining to educational interests. In comparing the statistics of 1877-'78 with those of 1876-'77, an increase of 754 children of school age is noted; of 652 in enrolment; of 685 in average attendance; of 220 children not attending any school; of 2 school districts; of 9 schools, 5 of them ungraded; of 23 schools in which all branches are taught; of 6 teachers; of 10 first grade and 14 second grade certificates. The receipts for public schools were increased \$26,425, while the total expenditures were only \$11,401 more than in 1876-'77. There was a decrease of 2 in the number of graded schools; of 1 in that of female teachers; and of 1 in certificates of the third grade issued. There were 98 fewer pupils in the 12 private schools, which are of a parochial or sectarian character, with a curriculum and appliances for the comfort of the pupils much inferior to those of the public schools. The common school branches are taught in all the public schools; and more than this, the law requires attention to manners, morals, health, and such physical exercises as are conducive to vigor of mind and body.—(Report of superintendent for 1877 and 1878.)

#### TRAINING OF TEACHERS.

##### TEACHERS' INSTITUTES.

Under a new law, approved February 16, 1877, authorizing the holding of county institutes in counties having ten or more school districts, 2 institutes were held during 1877-'78. They are said to have been of great benefit to the teachers as affording an opportunity for interchange of views on the best methods of instruction, and they also promoted educational matters generally. The territorial superintendent suggests that, in order to allow counties of less than ten districts to enjoy the benefits of such meetings, two or more adjoining counties might unite for the purpose of holding such institutes whenever the territorial and county superintendents considered it advisable for the best interests of the schools.—(Report of superintendent.)

#### SECONDARY INSTRUCTION.

##### PUBLIC HIGH SCHOOLS.

No note is made in the report of the existence of any high schools in 1878, though the law provides for the establishment of them at the discretion of school boards.

##### MONTANA COLLEGIATE INSTITUTE.

In Deer Lodge County, which ranks first in the Territory in educational matters, the need of a higher grade of school was felt to such a degree that early in 1878 the above institute was organized. Its course is preparatory to college. The new building,

erected at a cost of about \$15,000, is to accommodate 175 pupils; but this not being ready in 1878, the autumn term was begun, with an enrolment of 24 students, in a building hired for the purpose. Over \$1,000 were invested in physical and astronomical apparatus, and it is intended to give the students the advantages to be found in older communities.—(Report of superintendent of public instruction, 1877 and 1878.)

### SUPERIOR INSTRUCTION.

#### PROVISION FOR COLLEGES IN THE FUTURE.

Besides the provision usually made by Congress of two townships of land for university purposes, there is ground for hope that under an existing territorial law provision may be also made for future colleges. The superintendent of public instruction, in his report for 1877 and 1878, calls attention to the fact that, under the "town site act," 20 acres may be set apart in each town site for college purposes. He says "many towns have not availed themselves of this provision of the law," apparently implying that some have done so.

#### CHIEF TERRITORIAL SCHOOL OFFICER.

Hon. W. EGBERT SMITH, *territorial superintendent of public instruction, Butte City.*

[Term, 1879-1881.]

Mr. Smith succeeds Mr. Clark Wright, who was superintendent from 1877 to 1879.

## NEW MEXICO.

## TERRITORIAL SCHOOL SYSTEM.

## OFFICERS.

From the report of Territorial Secretary Ritch, published in that of the Commissioner of Education for 1875, and from other sources, it appears that in 1861 an attempt was made by the authorities to establish a system of public instruction for the Territory and sustain it by general taxation; but that the law was so opposed to the then prevailing sentiment, because of its provision for taxation, as to be quickly repealed by the legislature. That this law provided for its administration by any territorial or subordinate officers is not stated, but may be supposed.

An examination of subsequent laws shows that in 1863 provision was made for a territorial board of education, to consist of the governor, secretary, judges of the supreme court, and the bishop of New Mexico.<sup>1</sup> This board was authorized to make all necessary laws, rules, and regulations for the education of all children within the limits of the Territory, as well as to establish schools, employ teachers, determine their compensation, and provide, as far as the funds at their command would permit, school-houses and other facilities for instruction. No subsequent law in the possession of the Library of Congress at the time of the examination mentioned indicated the abrogation of this board, though the lack of reference to it in the laws of later years raised a doubt as to its continuance, while the powers originally given it were plainly in a great measure put into other hands.

Under the same law of 1863, a territorial superintendent of schools was to be appointed by the governor, with consent of council, to take office March 1, 1863, and to hold for 2 years or during good behavior, subject, in failure of such good behavior, to removal by the board of education. It was made his duty to visit all the schools and to render to the board a full report of them at its annual meeting in November, together with an account of all the funds which had come into his hands for disbursement. The board was to make like report to the governor.

By a law of January 9, 1874, the superintendent of schools is made to be the territorial librarian and to derive his salary from that office.<sup>2</sup> He is required now to make his report of the schools to the governor (the law being silent as to the board of education), and is to include in that report (1) the number of schools in each county and the number of pupils taught, (2) the number of teachers and their salaries, (3) the number of pupils in each precinct and the average attendance of these, and (4) the branches taught in the schools.

The persons from whom these particulars are to be derived are evidently the county boards of supervisors and directors of public schools, created by a law of February 1, 1872, and intrusted with "the sole and entire management, supervision, and control of the public schools within their respective counties." These boards, which appear to be still continued, consist of the probate judge in each county, with 3 other competent persons, who should be heads of families, owners of real estate, citizens of the United States, and resident in the county and Territory not less than five years. In the act creating these county boards there is no limitation of their term of office, but it is believed to be two years.

## OTHER FEATURES OF THE SYSTEM.

A law of January 31, 1872, just preceding that which gave the public schools into the hands of county school boards, appropriated for school purposes a poll tax of \$1 on each male citizen above the age of 21 years, one-fourth of a tax of 1 per cent. to be annually levied on all taxable property throughout the Territory, and any surplus of more than \$500 remaining in any county treasury after payment of the current expenses of the county. Subsequent laws have recognized this as the standard sum for public schools, and have repeated the appropriation of the law of 1872, as far as the schools were concerned, while modifying it as to the respective shares of the county and territorial authorities.

The schools thus sustained have no course of study and no series of text books prescribed for them. It is not even said that certain studies shall be taught. Sectarian influence in them is not prohibited. Teachers for them are not required to be examined or licensed, nor is there any statement as to what proportion of the school moneys is to go toward the payment of teachers' wages and what toward school-houses and incidental expenses. In short, everything seems to be left to the discretion of the county

<sup>1</sup> The bishop, Rt. Rev. John Baptist Lamy, D. D., consecrated in 1850, was made archbishop of Santa Fé in 1875, and in 1878 still occupied the see.

<sup>2</sup> As the salary of the librarian was fixed about that time at \$150 annually, with \$30 additional for incidental expenses, no large visitatorial duties could have been looked for from him in connection with his office of school superintendent.

boards, with only the restriction that they must publish annually in the nearest newspaper what funds were received for school purposes, for what they have been expended, how many schools were taught in their counties, and how many pupils attended.

#### GENERAL CONDITION.

No official statistical information was received at this Bureau as to the public schools of New Mexico in 1878, but from various accounts it appears that school matters in general were much as they were in 1876, when 8 of the 12 counties reported 138 schools with 5,151 pupils and 147 teachers who received from \$16 to \$40 a month. Instruction was given almost entirely in the Spanish language. There were also 26 private and parochial schools in which the common and higher branches were taught and in many cases both French and German. Yet many large and populous villages are said to have been wholly destitute of facilities for education. Communities of even 1,000 persons had only a two months' school, attended by about a score of boys, while there are supposed to have been some 25,000 youth of school age in the Territory needing instruction. In many of the public schools, too, there are said to be few or no school books, and these of the most elementary character. The masters teach the alphabet and reading from stray leaves of old books or scraps of old newspapers, and these in Spanish. Two-thirds of the voting population can neither read nor write, and the proportion who cannot read English is even greater. Many of the most enlightened people and best newspapers of the Territory are earnestly advocating free schools with all sectarian influences banished — not only schools for training youth, but also for providing competent teachers, since there are few really good ones and many of those employed are scarcely able to read and write. The former governor, Mr. Axtell, in recommending a more efficient school system, urged that the county boards of school commissioners should be abolished and their duties imposed upon the county commissioners, and that county superintendents of education should then be appointed who should report to a general superintendent of schools; that a complete census of school children should be taken and Congress memorialized to establish a system of public education in the Territory and to assist in its support by aid from the National Treasury. On these recommendations, however, the legislature did not act. Other persons, interested in educational matters, desire that the speaking and writing of the English language should be a qualification for serving as jurors and magistrates, and they urge that if English were used in the courts and records it would materially aid in producing a better system of education.—(Report of Governor Wallace for 1878; Barnes's Educational Monthly, March, 1878; Circular of Colorado College; The New West; Education in New Mexico.)

#### SECONDARY INSTRUCTION.

##### PUBLIC HIGH SCHOOLS.

So far as is known to this Bureau, no schools in the public system of the Territory have yet reached high school rank, most of them being very elementary in character.

##### OTHER SECONDARY SCHOOLS.

Two schools of this class report their statistics for 1878 — one, the Academy of Our Lady of Light (Roman Catholic), at Santa Fé, with 10 teachers and 243 pupils;<sup>1</sup> the other, the Santa Fé Academy, under Congregational auspices, with a 3 years' course, 3 teachers, and 64 pupils. The latter, incorporated in 1878, is for both sexes, 26 of its 64 pupils being girls. It is stated in the catalogue of Colorado College that this is the only graded school in the Territory which will bear comparison with eastern institutions, and that applications to establish kindred schools in other parts of New Mexico had been elicited by the good work done in the school.

The school of Rev. Mr. Forrester, mentioned in the report for 1877, is believed to have been removed from Santa Fé to Las Vegas.

#### SUPERIOR AND SCIENTIFIC INSTRUCTION.

##### COLLEGES.

Two institutions called colleges, and probably chartered as such, but said by some to be hardly yet of collegiate rank in the instruction given, are maintained under two of the religious orders of the Roman Catholic Church in the Territory — one, the College of San Miguel, at Santa Fé, with 10 instructors and 300 students; the other, Las Vegas College, with 4 instructors, number of students not given.—(Sadler's Directory.)

The industrial college of the Territory, provided for by a law of 1863 and intended to be established on the basis of the agricultural college land grant of 1862, does not appear to have yet gone into operation.

<sup>1</sup>In 4 other schools for girls, at Bernalillo, Las Vegas, Mora, and Taos, the Roman Catholic Church had at the last advices about 360 pupils; and in 4 schools for boys, at Albuquerque, Bernalillo, Mora, and Santa Fé, 570 pupils. All these schools are of unknown rank and all under the control and instruction of the religious orders of the church, although the one at Santa Fé is termed a public school.—(Sadler's Directory.)

UTAH.

STATISTICAL SUMMARY.

	1876-'77.	1877-'78.	Increase.	Decrease.
<b>POPULATION AND ATTENDANCE.</b>				
Youth of school age (6-16) .....	30,792	33,604	2,812	.....
Enrolled in district schools.....	19,779	21,710	1,931	.....
Average daily attendance.....	13,420	14,949	1,529	.....
Pupils in schools other than public.....	4,360	.....	.....	.....
<b>SCHOOLS.</b>				
Number of schools.....	327	346	19	.....
Average time of school in days.....	146	137	.....	9
Estimated value of school property.....	.....	\$382,112	.....	.....
<b>TEACHERS.</b>				
Men teaching in public schools.....	232	254	22	.....
Women teaching in public schools.....	238	235	.....	3
Whole number of public school teachers..	470	489	19	.....
Monthly pay of men.....	\$45 00	\$35 00	.....	\$10 00
Monthly pay of women.....	22 50	22 00	.....	50
Teachers in schools other than public.....	92	.....	.....	.....
<b>INCOME AND EXPENDITURE.</b>				
Total income for school purposes.....	\$160,064	\$113,413	.....	\$46,651
Total expenditure .....	160,064	113,193	.....	46,871

(From special return of Hon. John Taylor, territorial superintendent of district schools, for 1878 and biennial report of the same for 1876 and 1877.)

TERRITORIAL SCHOOL SYSTEM.

OFFICERS.

These consist of a territorial superintendent of district schools, county superintendents, and 3 trustees for each school district. Each of these officers is elected by the people for 2 years. There is also a board of examination of 3 persons in each county, whose duty it is to judge of the qualifications of teachers.

OTHER FEATURES OF THE SYSTEM.

The schools are maintained by a tax of 3 mills on the dollar on all taxable property in the Territory,<sup>1</sup> by an annual tax on all railroads, by the proceeds arising from the sale of estrays, and by fines. The apportionment of school moneys is made on the basis of children of school age (6 to 16) annually reported in each district.

The territorial and county superintendents and the president of the University of Deseret, in convention, determine what text books shall be used in the schools, and the county superintendents, with the trustees in their respective districts, regulate the school terms. Teachers are to make quarterly reports of their schools to the trustees of their districts; the trustees make annual reports respecting the schools to the county superintendents, and take a school census in October; county superintendents report annually to the territorial superintendent in November.<sup>2</sup>

<sup>1</sup> If this is not sufficient for repairing, building, and furnishing school-houses the tax may be raised to any sum decided upon by a two-thirds majority of the qualified voters of the district, provided it does not exceed 3 per cent. a year, non-residents, however, not to be taxed for teachers' wages beyond the amount mentioned in the text.

<sup>2</sup> School law of 1876, amended by act of February 22, 1878.

## GENERAL CONDITION.

As only biennial reports are issued in Utah, educational information as to 1877-'78 is limited. However, the statistical summary shows an increase of 2,812 of school age, of 1,931 enrolled, of 1,529 in average daily attendance in district schools, and of 19 teachers. The expenditures for the year were \$46,871 less than in 1876-'77, but this was owing to the absence of reports of moneys expended for fuel, light, rent or repairs, libraries, and apparatus. Mr. Dexter A. Hawkins, of New York, contributes to the Christian Advocate an article on education in Utah in 1877, in which he says that the Mormon assembly rooms, used for school purposes, are a mere apology for institutions of learning; the furniture and apparatus meagre and of low grade; the exaction of a tuition fee excludes the great mass of the children of the poor; while the mission schools, supported by funds drawn from abroad and taught by skilled and efficient teachers, are, he thinks, doing much good.<sup>1</sup>

## ELEMENTARY INSTRUCTION.

## PRIVATE SCHOOLS.

The missionary work undertaken four years previous by the Presbyterian Church was reported so successful in 1877-'78 as to include 11 schools, with 370 pupils and 16 teachers. The Saints, notwithstanding the opposition of Brigham Young to these schools, raised their proportion of money needed. Reports from San Pete County indicate a crowded state of the schools there and much progress made by the scholars. (Daily Tribune, Salt Lake.)

The elementary schools of the Protestant Episcopal Church included one at Ogden, one at Logan, and one at Plain City, besides two important secondary schools with primary departments at Salt Lake City. Statistics of the elementary schools are lacking.

Of the elementary school work of other denominations there is little or no information.

## PUBLIC LIBRARY.

A report of the public library of Salt Lake City indicated that frequent donations of books, minerals, and curiosities were received in 1878. As the library was on the free list at Washington it constantly added valuable Government works. In November, 1878, it had 2,462 books, and 317 were added later, making a total of 2,779 volumes.

## CITY SCHOOLS.

The superintendent of the Salt Lake County district schools writes that there is no city organization of schools. The schools are confined to county organizations, and Salt Lake City is divided into 21 districts, under the supervision of the county superintendent. The expediency of organizing city schools was receiving consideration, however.

## TRAINING OF TEACHERS.

## NORMAL DEPARTMENT.

This department of the University of Deseret reported for 1878 the number of 44 students, 23 males and 21 females. There are 31 graduates, but it is not known how many of them are engaged in teaching. On the completion of the one year's course a certificate of graduation is given the students. The Salt Lake Academy, a preparatory school for Colorado College, founded in the winter of 1877-'78, reported a two years' English and normal department with 31 students.

## SECONDARY INSTRUCTION.

## PUBLIC HIGH SCHOOLS AND OTHER SECONDARY SCHOOLS.

No public high schools were reported in 1878, and it is believed that none such exists. The Salt Lake Academy, in Salt Lake City, was established in the winter of 1877-'78 as a preparatory school to Colorado College, although it is hoped it will in time develop into a college. A school room costing \$3,000 has already been built, and a valuable natural history cabinet added to the school.—(Colorado College report.)

For statistics of other academies and seminaries sending returns or reports to this Bureau, see Table VI of the appendix following, and the summary thereof in the report of the Commissioner preceding.

<sup>1</sup> The News, organ of the Mormon church, says: "We have a religion revealed direct from the Almighty. It is our duty to train our children in the true faith. While we desire to give them all the education our means will permit in secular knowledge,—this being also a duty required of us by our religion—we are under the obligations of conscience and divine law to train them in the spirit and letter of the gospel revealed to us. Teachers opposed to our faith are not competent to be instructors of our youth."

## SUPERIOR INSTRUCTION.

## UNIVERSITY OF DESERET.

This institution reported 136 students in the preparatory department, 70 males and 66 females, under 3 professors and instructors. There were apparently no students in either the classical or scientific course. The preparatory course is completed twice each year, beginning with the first and third terms and ending with the second and fourth. It thus appears to be substantially a secondary school for that year, only looking towards collegiate rank.

## CHIEF TERRITORIAL SCHOOL OFFICER.

Hon. JOHN TAYLOR, *territorial superintendent of district schools, Salt Lake City.*

[First term, 1877-1879; second, 1879-1881.]

## WASHINGTON TERRITORY.

## STATISTICAL SUMMARY.

	1875-76.	1876-77.	Increase.	Decrease.
<b>POPULATION AND ATTENDANCE.</b>				
Youth of school age, 4-21 <sup>a</sup> .....	11,000	12,997	1,997	.....
Enrolled in public schools.....	7,500	5,335	.....	2,115
<b>SCHOOLS.</b>				
School rooms for study.....	219	262	43	.....
Average duration of schools in days.....	104	130	26	.....
<b>TEACHERS.</b>				
Men teaching.....	120	134	14	.....
Women teaching.....	100	145	45	.....
Total number of teachers.....	220	279	59	.....
Average monthly pay of men.....	\$38-\$50	\$40 00	.....	.....
Average monthly pay of women.....			\$30 00	.....
<b>INCOME AND EXPENDITURE.</b>				
Receipts for school purposes.....	\$54,557	\$49,765	.....	\$4,792
Expenditure for school purposes.....	55,520	.....	.....	.....

<sup>a</sup> Under a new law, 5-21 is the age of admission to the public schools, though 4-21 is retained as the age which forms the basis of apportionment of public school funds.

(Special return from Hon. J. P. Judson, territorial superintendent of public instruction, and printed report from the same for 1876-77.)

## TERRITORIAL SCHOOL SYSTEM.

## OFFICERS.

A territorial superintendent of public instruction, appointed by the governor biennially, with consent of council, has general supervision of county and district school officers and of the public schools.

A territorial board of education is formed by the governor, who appoints also biennially, and with consent of council, one suitable person from each of the three judicial districts to be associated with him in the choice of text books for the schools, the prescription of rules for them, the examination of candidates for territorial teachers' certificates, and the preparation of questions for county examinations.

A county superintendent of common schools is chosen in each county by the people at the general election for a term of two years. He forms a county board of examiners by calling two teachers holding the highest grade certificates in his county to aid him in examining semiannually persons who desire to teach in the county schools.

The other officers are district boards of 3 directors, chosen by the people at the first annual district meeting for terms of one, two, and three years, and subsequently continued by the choice of one new member or reelection of an old one at each annual meeting. A district clerk, chosen for 3 years, keeps record of these meetings, takes an annual census of the children for whom school funds are to be apportioned, keeps the school-house in repair, provides all needed supplies for it, and reports to the county superintendent, at the beginning of each term, the name of the teacher and the proposed length of the term.

Women are eligible for any of these offices, and may vote for the officers in the districts where they reside and pay taxes.

## OTHER FEATURES OF THE SYSTEM.

The means for maintaining public schools come from the proceeds of a small territorial school fund, from county taxes of 3 to 6 mills on the dollar, and from penalties



for breach of penal laws. The fund thus accruing is divided among the districts in the proportion of the number of children in each from 4 to 21 years old reported by the district clerk. Districts may also, on their own vote, levy a special district tax, not exceeding 10 mills on the dollar in any year, to lengthen the school term or secure additional school advantages. No district may receive its share of the distributable school fund unless its schools have been taught by regularly licensed teachers at least 3 months in the preceding year.<sup>1</sup> The text books for the schools are fixed for terms of 5 years by the territorial board of education, and the methods of instruction and discipline are prescribed by the same board. The formation of graded school districts is encouraged and in towns or cities with more than 500 children of school age required. For such graded school districts a course of study covering 10 years, and including primary, intermediate, grammar, and high school instruction, is established by the State board. The schools are open to all children 5 to 21 years old; and those from 6 to 18 years of age living in towns or cities reporting over 400 inhabitants must be sent to school or taught otherwise at least for 6 months each year unless excused for cause. The full school day is 6 hours in length, but may be made 4 for primary schools and 5 for grammar and high schools.

#### GENERAL CONDITION.

The reports of the Territory being biennial, the statistics presented for 1877 must serve until 1879. The condition of affairs, meantime, is liable to be affected by the action of a board of education which came into existence in 1878, and held its first meeting April 1 of that year. It has established rules for the government of common schools and graded schools and for the examination of teachers, and has ordered a series of text books for the use of all public schools. Among its regulations are those causing all union or graded schools to be classified as primary, intermediate, grammar, and high, the primary schools to comprise 3 classes, the intermediate 3, the grammar 2, and the high 2. The school year, beginning the first Monday in September, is to continue 40 consecutive weeks, exclusive of vacations and the customary holidays. The daily session of the schools is to occupy 4 hours and 15 minutes in the primary, 5 hours and 40 minutes in the intermediate, and 4 hours and 45 minutes in the grammar and high schools. Drawing is to be taught throughout the schools of intermediate grades, and singing as far as practicable in all grades, at the discretion of the teachers. A letter from Dr. Judson, superintendent of public instruction, says that the uniform series of text books required by law has been introduced into the schools without expense to the pupils; that the school population of Eastern Washington has nearly doubled since 1877, and that that of the western part of the Territory has greatly increased.

#### TRAINING OF TEACHERS.

##### WASHINGTON UNIVERSITY, NORMAL DEPARTMENT.

The normal course of Washington University covers 2 years; instruction is given in the English branches, with some normal and pedagogical studies.

##### INSTITUTES.

Since the passage of the school law of 1877, teachers' institutes have been organized in every county containing over 10 school districts. All teachers are required to attend these institutes, and since the new law has established uniformity in the examination of teachers, rendering it impracticable for unqualified applicants to obtain teachers' certificates, nearly all the teachers attend the institutes in their counties, and in the opinion of the superintendent with benefit from the interchange of ideas and experiences which characterize these meetings. A territorial institute is held twice a year for teachers at large.

#### SECONDARY INSTRUCTION.

##### PUBLIC HIGH SCHOOLS AND OTHER SECONDARY SCHOOLS.

High schools are contemplated in the school system, but no evidence of the existence of such schools in the Territory yet appears.

• *St. Paul's School* (for girls), Walla Walla, under the guidance of the Episcopal Church, instituted in 1872, reports 6 instructors and 60 pupils in 1873, of whom 13 were studying Latin, 2 French, and 1 German. It has a library of 200 volumes, and its school year includes 40 weeks.

• *St. Joseph's Academy*, Steilacoom, is reported by Rev. J. Brondel as not having been in running order since 1875.

A school in Cowlitz County, taught by a graduate of an English college, appears in the report from that county, but of its grade and number of pupils there is no information.

<sup>1</sup>Districts with less than 15 scholars are exempted from the operation of this rule provided they organize, report, and make regular enumeration of their children.

## SUPERIOR INSTRUCTION.

## COLLEGES FOR YOUNG MEN OR FOR BOTH SEXES.

The *University of Washington Territory*, Seattle, a part of the public educational system of the Territory, is under the control of 5 regents appointed by the governor, and is supported by legislative appropriations, interest on endowment funds, and tuition fees. In 1878 the students in its various courses of study numbered 155, among whom, as among the 11 instructors and professors, both sexes were represented. During that year 4 courses of study were organized, classical, scientific, normal, and commercial, the two latter occupying 2 years each, the classical and scientific 4 and 5 years. The preparatory department contained 114 pupils, and a considerable number pursued studies outside of the regular courses. The legislature of 1877 gave to the university \$1,500 to pay the salaries of professors and teachers, in consideration of which free tuition is granted to 30 pupils appointed by the members of the legislature. One thousand dollars of this sum were received by the authorities of the university and duly applied in 1878.

A library now containing about 200 volumes and a cabinet of specimens of natural science are constantly increasing.<sup>1</sup>

*Holy Angels' College*, Vancouver, Wash. Ter., a Roman Catholic institution, reported by return for 1878, in its academic classes, 85 students and 4 resident professors. Its scholastic year includes 40 weeks, and it possesses a library containing 900 bound volumes and 370 pamphlets.

## CHIEF TERRITORIAL SCHOOL OFFICER.

Hon. J. S. HOUGHTON, *territorial superintendent of public instruction, Olympia.*

[Term, 1880-1882.]

Mr. Houghton succeeds Dr. John P. Judson, who had previously occupied the superintendency by successive appointments from 1874.

<sup>1</sup> A letter from Dr. George H. Atkinson, dated December, 1879, states that the legislature of 1879 amended the appropriation bill abolishing the free scholarships, granting \$1,000 per annum for payment of salaries of professors and teachers, and \$500 for purchase of apparatus and reference books for the university. The number of pupils in the university since the amendment was 129.

**WYOMING.**  
**STATISTICAL SUMMARY.**

	1875.	1876.	Increase.	Decrease.
Number of pupils enrolled.....	1, 222	1, 690	468	.....
Number of school-houses.....	13	21	8	.....
Number of teachers employed.....	23	48	25	.....
Number of male teachers.....	7	21	14	.....
Number of female teachers.....	16	27	11	.....

(From the reports of the Commissioner of Education for the years 1875 and 1877.)

**TERRITORIAL SCHOOL SYSTEM.**

**OFFICERS.**

For the Territory the territorial librarian is ex officio superintendent of public instruction. For each county a county superintendent of schools is chosen biennially by the people. For each school district the resident voters elect at their first regular district meeting 3 trustees for terms of 1, 2, and 3 years, and at each subsequent annual meeting elect one in place of the outgoing one. These trustees together constitute a board of directors for the district, controlling all school affairs, with the concurrence of the county superintendent in some cases.

**OTHER FEATURES OF THE SYSTEM.**

The district schools are free to all children 7 to 21 years of age residing in the districts where they are held; and it is made the duty of parents and guardians to send such children to some school at least 3 months of every year, unless excused by the district board on receipt of a certificate from a physician stating that confinement in a school room would be injurious. In the case of children between the ages of 7 and 16 this duty is made still more imperative, and special provision is made for the enforcement of it.

In each county a poll tax of \$2 on each male citizen for county school purposes is required, and one on property not to exceed 2 mills on the dollar is left discretionary. Districts may vote additional taxes for buildings and certain specified miscellaneous expenses, including \$100 annually for a district library.

To receive their pay teachers must make full reports of the schools taught by them in a prescribed form.

**GENERAL CONDITION.**

No report having been received from the superintendent of instruction in Wyoming, the following facts relative to the condition of public schools in the Territory are taken from a report by the governor to the Secretary of the Interior for the year 1878. He expresses surprise and gratification at the instrumentalities and institutions of education in Wyoming, asserting the school system to be one of the best in the United States, resembling that of Michigan, under which all the grades are so related and correlated that each lower grade becomes a proper stepping-stone to one above it; and the public graded schools at Cheyenne and Laramie are really among the best of their class in the country. The school buildings, he says, are also excellent, the new one at Laramie City especially, a fact affording evidence that the people are willing to pay their money freely for the comfort and culture of their children. Attendance at school is made obligatory, teachers are liberally paid, men and women alike for the same service, and provision is made for county superintendence and for regular teachers' institutes. At present the general superintendence is vested in the territorial librarian; but when the field of labor shall have become enlarged, a superintendent will give his entire time to the work. There is as yet no institution of higher grade than the high school department of the public schools, but there will soon be necessity for the establishment of a college.

**LIBRARIES.**

Mention is made in the same report that in addition to the territorial library there are in Cheyenne, in Laramie, and in Evanston excellent beginnings of libraries. The

places named also contain reading rooms of an attractive character connected with the libraries.

#### SCHOOLS FOR INDIANS.

From the report of the Indian agent in Wyoming it appears that, notwithstanding diligent efforts, it was late in the summer of 1878 when a teacher was obtained and a day school opened for the Indian youth. The agent expresses the opinion, however, that a day school cannot be made entirely successful as long as the Indians continue to live in lodges, yet he entertains no doubt as to obtaining full attendance at schools in case necessary aid should not be withheld. Preparations were in progress for the opening of a boarding and industrial school, and there were efforts made to secure an additional school building, the agent being of opinion that no other kind of school would be effective.

#### SPECIAL INSTRUCTION.

##### EDUCATION OF THE DEAF AND DUMB AND BLIND.

Liberal provisions are made by which the deaf and dumb, the blind, and the insane are placed in the best institutions of the country, at the expense of the Territory.

#### CHIEF TERRITORIAL SCHOOL OFFICER.

Hon. JOSEPH SLAUGHTER, *territorial librarian and ex officio superintendent of public instruction, Cheyenne.*

## EDUCATIONAL ASSOCIATIONS.

## THE AMERICAN INSTITUTE OF INSTRUCTION.

The directors of the institute met at Boston January 5, 1878, and made arrangements for the annual meeting, which was held July 9-12, at Fabyan's, in the White Mountains. It was the great educational meeting of the year, from 3,000 to 5,000 persons being present. The members represented all grades and systems of teaching for twenty-eight States, and the exhibits displayed the improvements in apparatus, aids, and text books. The opening address was made by Hon. T. W. Bicknell, Boston, president of the institute, who stated that one of the meetings had been held in New York and 47 in New England, and that during the time represented by these meetings over 400 lectures and addresses had been delivered by the members on education in common and normal schools, as well as in universities and colleges. Discussing school officials, he said that every school official should be an expert in school affairs; that he should hold office long enough to exert a controlling influence over such affairs; and that appointment and removal should not be controlled by political or religious influences. Referring to the influence of superintendents, he said that school supervision should be in the hands of experienced educators and that the several grades of rank should be reached by steady and deserved promotions. Establishing supervision upon a permanent basis, he would place the electing power in the control of educated men, and make the term of office long enough to determine the most valuable results in plans of the superintendents. In regard to teachers, he would cause the grades of salaries to recognize the grades of qualifications and experience, making the ultimate salary one to which the best talent might aspire, and conferring a life annuity after twenty-five or thirty years' service. A paper by Dr. Sauveur on "Reform in the teaching of languages," containing arguments in favor of his new method, led to a discussion in which S. S. Greene, LL. D., of Rhode Island, Mr. M. Grant Daniell, of Boston, Professor Fay, of Tufts College, and H. C. Hardon, principal of Shurtleff School, Boston, expressed opinions unfavorable to the method advocated in the paper read by Dr. Sauveur. Hon. J. W. Dickinson, secretary of the Massachusetts State board of education, delivered an address on "School supervision," in which he urged the advisability of intrusting superintendence of schools only to educated and experienced men. In the evening addresses were made by Governor Prescott, Superintendents Corthell of Maine, Downs of New Hampshire, Conant of Vermont, and Dickinson of Massachusetts, United States Commissioner of Education Eaton, Hon. J. Hancock of Ohio, Messrs. White of Indiana, Newell of Maryland, Henkle of Ohio, and Tanetaro Megata, commissioner of education of Japan. The session of the second day was begun with reports and resolutions and an address by Superintendent J. W. Corthell, of Maine, on "The examination of teachers," treating the subject in an able manner. He was followed by D. B. Hagar, A. M., of Massachusetts, in an exhaustive discourse on the same subject, including a plan for examination. Several delegates participated in the discussion of this subject, after which President W. F. Warren, of Boston University, read a paper on "Joint and disjointed education in the public schools," eliciting opinions on the subject from Rev. A. D. Mayo, of Springfield, Mass., and A. J. Rickoff, of Cleveland, Ohio. Two evening sessions were held, one on Mount Washington, the other at Fabyan's, telegraphic communication being maintained between them. Professor Bicknell presided, with Miss West as secretary, over the meeting on Mount Washington, where recitations of poems and music by the Glee Club of student waiters from Bridgewater Normal School, with resolutions affirming the principles of American school systems, constituted the exercises. At Fabyan's Professor Fay, of Tufts College, spoke of the topography of the White Mountains, and Professor Niles gave an able lecture on "Mountain summits and scenery." The third day's session was opened by an address by Larkin Dunton, A. M., principal of Boston Normal School, on "Professional schools for teachers," urging the establishment of normal schools of a much higher grade than any in operation; and Professor Fletcher, of the Castine Normal School, spoke in favor of special courses for the training of teachers, to be introduced into colleges and universities. Professor Mowry, of Providence, R. I., presented the question of "Political education in the schools," recommending that the principles of our government and the duties imposed by them should be taught in grammar and high schools. General Eaton commended the ideas advanced by Professor Mowry, especially urging the benefit of political education in the territorial schools; and the subject was further discussed by Drs. Miner and White, Mr. Haine, and Professor Richards. Professor Butterfield, of Massachusetts, next read a paper on "Visible speech," treating of the relation of phonetic symbols to the organs of speech and the mechanism of the universal phonetic alphabet, and giving a history of the discovery of the phonetic basis of language and the perfection of the system of "vis-

ible speech." The evening exercises of the third day at Fabyan's consisted of a concert and an address by Dr. Loring, of Salem, Mass., on "The methods and objects of American education." The fourth day was occupied by reports of various committees, election of new officers of the institute, resolutions of the committee on necrology, tributes to the memory of deceased members, and report of the auditing committee. A committee on spelling reform was chosen, and an address by President White, on "Education of labor," evoked discussion by M. A. Newell, LL. D., of Baltimore. Professor Dolbear, of Tufts College, read an illustrated lecture on the telephone and inventions leading to it. Among the exercises of the last evening of the institute, mostly social, was the election of Professor Dolbear to honorary membership. After adjournment a social reunion was held at the Fabyan House, numbering at least 1,000 persons and made agreeable by music and addresses. The inauguration of President Carlston, of Connecticut, completed the proceedings of the institute.—(New-England Journal of Education.)

#### INTERCOLLEGIATE LITERARY ASSOCIATION.

The fourth annual convention was held in the Academy of Music, New York City, January 10, 1878, Rev. Dr. Taylor, of the Broadway Tabernacle, presiding, and the platform being occupied by several distinguished professors. In the oratorical contest, which was the principal exercise of the convention, twelve colleges and universities were represented, viz: Cornell, Princeton, Williams, St. John's, Rutgers, La Fayette, Madison University, Wesleyan University, Northwestern University, University of the City of New York, the College of the City of New York, and the University of Syracuse. The judges in oratory, Messrs. E. L. Godkin, D. H. Olunstead, and A. D. F. Randolph, awarded the first oratorical prize to Carlton P. Mills, of Williams College, for his able oration on the "National life of Ireland," and conferred the second prize on J. J. Grant, of La Fayette College, the subject of whose address was "The convictions of labor." The Greek prize was won by Louis Bevier, of Rutgers; the first Latin prize was awarded to A. D. Bingham, of Madison University; the first prize in mathematics, to Thomas K. Satterlee, of the College of the City of New York; and the first prize in mental science, to A. F. Ormond, of Princeton. The first prize for excellence in essay writing was received by Charles W. Ames, of Cornell; subject, "The growth of political parties in the United States." Several second prizes were given and several contestants rewarded by "honorable mention" from the judges. On the evening of January 11 the trustees of the association held a meeting, followed by one of the council of regents. The finances of the association were first discussed and ways and means devised by which the desired endowment fund of \$50,000 might be secured within a brief time, to be held as a permanent fund, toward which Mrs. Astor gave \$500 and the colleges had been taxed \$50 each annually. A committee was appointed to cause prize certificates to be printed and presented to the successful contestants of the past four years, and the committee on finance was requested to obtain subscriptions for the payment of the prizes of the past and current years, to be distributed by the trustees; the dues of the colleges were defined at \$25 each annually. A new by-law forbids any winner of a first prize to compete for a second prize. Eugene Frayer, of Cornell, was reelected president of the council of regents, and A. L. Allen, of Williams, vice president. A request for time for further consideration of a proposition to substitute fellowships for money prizes, presented by Colonel Higginson, was granted, and it was decided that the addresses delivered by Dr. McCosh and Colonel Higginson at Association Hall should be published in circulars. Dr. McCosh in his addresses favored debate rather than written orations in such a contest as that of the intercollegiate. The council adjourned till their next regular time of convention in September, 1878.—(College Journals and New York Tribune.)

#### AMERICAN MEDICAL ASSOCIATION.

At the twenty-ninth annual meeting of the American Medical Association, held at Buffalo, N. Y., June 4-7, 1878, a report by Dr. E. Seguin, of New York, on "The intervention of physicians in education," was read by Dr. Hamilton before the section on state medicine and public hygiene, which section requested Dr. Hamilton to express the opinions of the association on the subject. Dr. Hamilton, indorsing the paper, urged the necessity for action in the matter. It was unanimously resolved that "in the opinion of the association medical men ought to have a voice in the construction and location of public school buildings, in the questions as to the age at which children should be admitted, the hours of study, and the general management of these institutions, and to this end it is believed to be necessary that one or more intelligent physicians should be placed on boards of education, boards of trustees, and on other similar boards having the control of public education and schools."—(Buffalo Medical and Surgical Journal.)

#### NATIONAL EDUCATIONAL ASSOCIATION.

The meeting of this important association, usually held during the summer vacation of each year, was not called for 1878. The executive committee thought that it would

be impossible to secure a fair attendance, a great number of the most active and efficient members having made arrangements to visit the international exposition held in Paris in that year. The American Philological Association, a department of the national association which usually meets at the same time and place, also held no meeting in 1878.

#### GERMAN-AMERICAN TEACHERS' ASSOCIATION.

The ninth annual convention of the German-American Teachers' Association was held at New York from the 29th of July to the 2d of August, 1878. A remarkable feature of this convention was the exhibition of school books and apparatus, about 60 German and American book firms being represented. The first general meeting, July 30, was presided over by President Keller; communications were received, one advocating the metric system. Mr. Metzner, of the North American Union of Gymnastic Associations, recommended that statistical information should be obtained as to provisions for gymnastic exercises in German-American schools, and asked that measures should be begun to introduce such exercises. A paper was read by W. Müller, of Cincinnati, Ohio, on "Routine work in the class room," in which he deprecated rigid rules and enforced quiet. An elaborate essay on the "History of education in America" was read by Mr. Schuricht, including an account of ancient civilization and the present status of education in this country, and in which the Bureau of Education was complimented as a "constant monitor, clearing the way for enlightened improvements and reforms." The normal school committee reported arrangements for the opening of the seminary in September, 1878, in connection with the model school, \$24,000 being ready for investment toward the endowment fund. Mrs. Kraus-Bülte addressed the association on the "Kindergarten, the child's first workshop," and "Seminaries for the education of Kindergärtner," insisting that by the method of these schools the moral and physical natures of children are equally developed, and in conclusion presenting illustrations of the theory. "Schools on the Fröbel plan" were also discussed by Mr. Kraus, who advocated the Kindergarten system as giving to the common school a tendency to combine theoretical instruction and practical work. On the second day Mr. Schneek advocated a "Material change in the organization of public schools," and Messrs. Schuricht, Schneek, Eckoff, and Stahl were appointed a committee on a report calculated to prepare members for discussion the following year. "Sex in education," by Mr. Schöder, was an able effort in favor of coeducation and became the subject of general discussion, long continued, which resulted in resolutions offered and adopted in favor of the theory of Mr. Schöder. In the evening Professor Schem read an essay on the "Mother tongue in the family," in advocacy of the use of the German language in families whose elders are natives of Germany. At the meeting of August 1 resolutions advocating a modification of all severe rules in schools were read, discussed, and adopted. Mr. Schuricht offered resolutions favoring district associations and a common schedule of studies in districts. Mr. Klemm reported for the committee on German in public schools that the German departments had been closed in several cities in the West by reason of inefficiency or for the sake of economy, and that in a few places they had been reopened. The committee, after discussion, determined that it is preferable to intrust instruction in the German language to class teachers rather than to special teachers.—(Report from Mr. L. R. Klemm, of Cleveland, Ohio.)

#### SOUTHERN EDUCATIONAL ASSOCIATION.

The first annual convention of this association, composed of a number of school superintendents and leading teachers from various Southern and Western States, was held August 6-8, 1878, in James's Hall, Chattanooga, Tenn., in response to a call made by the friends of southern education. On the evening of the first day a temporary organization was effected by the election of Dr. G. A. Chase, of Louisville, Ky., as chairman, and W. B. Bonnell, of Atlanta, as secretary. Mayor Carlyle made the address of welcome, to which Professor Meek responded for the association. After the appointment of a committee to prepare a constitution and by-laws a paper was read by Mr. Mallon, superintendent of public schools in Atlanta, on "The educational situation of the South," in which he deprecated the tardy improvement of the South in educational matters, and urged the necessity of advancement in education of both white and colored.

On the second day a constitution was adopted and signed by persons from several States, after which thorough organization and enrolment of members were in order; all teachers, school officials, and friends of education present desiring to become members being enrolled as such on payment of an annual fee of \$2. Professor Meek read an essay on "The study of English," in which higher rank was asked for the studies of philology and a longer course in English and Anglo-Saxon was advised in the schools. Animated discussion was excited by this paper, after which the recitation of Longfellow's "Building of the Ship," by Miss Mary Bowen, of New Jersey, closed the morning exercises. In the afternoon Prof. O. D. Smith, of the East Alabama Agricultural and Mechanical College, read an essay on "Industrial education as related to the material

development of the South," exhibiting its great resources and urging the need and advantage of industrial schools. In the evening Dr. Chase read an essay on "The teacher the chief factor in a good school."

On the third and last day the convention held a business meeting. An evening session finished the proceedings of the convention; resolutions were adopted in which the measure then before Congress for the realization of an educational fund was indorsed, and the cooperation of all important educational associations in the States, North and South, was invited. After a brief address by Hon. Le Roy F. Box, superintendent of public education of Alabama, the association adjourned.—(Eclectic Teacher, Indiana School Journal, and Ohio Educational Monthly.)

#### AMERICAN ASSOCIATION FOR THE ADVANCEMENT OF SCIENCE.

The twenty-seventh annual convention of the association was held at Washington University, St. Louis, Mo., August 21, 1878. Professor Newcomb, the retiring president, introduced the president for the ensuing year, Prof. O. C. Marsh, who addressed the association briefly. Mayor Overstolz made an address of welcome on behalf of the citizens of St. Louis. The secretary announced that sixty papers had been entered under the rules of the meeting, six new members were elected, and the names of many candidates for membership were presented. During the afternoon the four sections of the association organized and prepared for regular work. In the evening Vice Presidents Grote and Thurston addressed the general association, the former upon "Education a succession of experiences," the latter upon "Philosophical methods of the advancement of science." On the second day the committee appointed to memorialize the State legislature concerning the cultivation of timber and the preservation of forests made a report, which was read and adopted. In section A, Professor Clark, of Cincinnati, gave a lecture on chemistry, advocating the endowment of laboratories for research and the establishment of a chemical journal for the dissemination of American science and for the record of all new discoveries. Several papers were read in section B and thereafter both sections adjourned till evening, when an address by the retiring president was read before a large assemblage. A good audience listened to the proceedings of the third day. The committee to memorialize Congress in relation to meteorological researches was continued and Mr. Osborne, of Washington, D. C., was added to it. The election of several new members then took place, Professor Loomis in the chair. Among the new members was Thomas A. Edison, whose name was presented and received with applause. President Marsh welcomed him with congratulation upon the intelligence received that morning from the exposition at Paris that the grand prize for the most wonderful invention of the age had been awarded to him. A committee was appointed for the arrangement of a eulogy upon Professor Henry, former president of the association. The association next met in sections. Mr. Edison presented before section A papers upon "The use of the tasimeter for measuring the heat of stars and of the sun's corona," "On the application of the carbon button," "On the principle involved in the microphone and the telephone and a new voltameter." Professor Barker thereafter read an interesting paper on the results of spectroscopic observations of the recent solar eclipse. Professor Reese, of St. Louis, gave an outline of the work accomplished by the Fort Worth solar eclipse party; several other papers were read in this section, and a few in section B. On the fourth day, in the subsections of the association, a paper by J. Lawrence Smith, of Louisville, Ky., was read, announcing the discovery of the oxide of a new metallic element, which the professor proposed to call "mossandrum." This is the first element ever discovered by an American, and is found in the mineral smarakite, from North Carolina, and resembles the metals of the cerium groups.—(New-England Journal of Education.)

#### ASSOCIATION OF NEW ENGLAND SCHOOL SUPERINTENDENTS.

The twenty-first semiannual meeting of this association was held at the rooms of the school committee, Boston, October 25, Mr. Marble, president, in the chair. This meeting was attended by 35 superintendents of the principal cities of New England, and was of much interest. Samuel Eliot, LL. D., superintendent of Boston schools, presented the first subject of discussion in an able address on "The public school and the public library," ranking them as kindred institutions, and advocating the establishment by large public libraries of branch libraries in different districts for school use, thus making the library and school assist each other in promoting wholesome reading and the ends to which good reading tends, thus making them correspondent in assistance. The second topic of discussion was "The method of teaching reading to beginners," presented by F. W. Parker, superintendent of public schools, Quincy, Mass., in which he subjected the various systems to an exhaustive criticism. The nominating committee having reported, essays for discussion were taken up, among them the subject of schools and libraries being again much commented upon.—(New-England Journal of Education.)



## AMERICAN PUBLIC HEALTH ASSOCIATION.

This association held a convention at Richmond, Va., November 19-22, 1878. Among the resolutions relating to sanitary legislation adopted were the following, presented by Dr. Henry B. Baker, of Michigan, and intended to advance the interests of public health:

"That this association approves of the proposition for the formation of a permanent 'United States Public Health Commission,' charged with the duty of collating and utilizing all such information directly or indirectly relating to the public health as shall be gathered in the several Departments of the General Government of the United States; this commission to make to the President or to Congress an annual report, which shall embody such facts and information relating to public health as may be collected and be considered important to be included in such report, and otherwise to collect and disseminate useful information relating to public health in such manner as shall best advance the interests of the people of the United States—the amount of money appropriated for such purposes being limited by Congress and the commission to be constituted as follows: The Surgeon General of the Army, the Chief Signal Officer of the Army, the Surgeon General of the Navy, the Surgeon General of the Marine Hospital Service, the Commissioner of Education, the Superintendent of the Census, and a permanent secretary and executive officer, this last to be a citizen of the United States, to be chosen by the commission, selected for his executive ability and especially for his expert ability in vital statistics and sanitary science, and to have charge of the office and the work of the commission at the capital.

"That the interest of public health and safety in these United States will be promoted by the establishment of State and national examining boards, not connected with medical schools or colleges, but under governmental direction, whose duty it shall be to examine applicants for degrees in sanitary science and public hygiene, and to confer such degrees upon such only as on examination are found learned in such specialties; that this will promote accuracy in these studies, will stimulate many to become proficient, will create a demand for increased efforts for the teaching of sanitary science and such 'knowledge of most worth' by schools and colleges, and finally that it will make it possible for State and city officers to select health officers and members of boards of health from a class of persons whose proficiency in sanitary science has been ascertained by those competent to judge."—(Transactions of the American Medical Association.)

## EDUCATION IN SUNDAY SCHOOLS.

STATISTICAL SUMMARY.<sup>1</sup>

States and Territories.	Sunday schools.	Increase or decrease since 1875.	Teachers and officers.	Sunday school scholars.	Total membership.	Increase or decrease since 1875.
Alabama	1,000		6,300	77,000	83,300	
Arkansas	505		4,542	33,312	37,854	
California	600	Inc. 167	3,648	45,600	49,248	Inc. 3,608
Colorado	67	Inc. 27	700	5,200	5,900	Inc. 3,916
Connecticut	1,059	Inc. 115	18,035	124,640	152,675	Inc. 19,006
Delaware	200		3,000	22,003	25,003	
Florida	500	Inc. 253	3,423	25,079	28,502	
Georgia	2,547	Inc. 924	22,808	167,254	190,062	Inc. 15,838
Illinois	6,244	Inc. 377	63,955	465,874	529,829	Inc. 43,518
Indiana	4,089	Inc. 928	40,062	323,650	363,712	Inc. 79,138
Iowa	2,659		25,384	354,682	380,066	
Kansas	1,605	Inc. 697	17,655	106,304	123,959	Inc. 55,655
Kentucky	2,501	Inc. 125	29,436	214,121	243,557	Inc. 5,980
Louisiana	1,377		13,280	96,843	110,063	
Maine	1,200	Inc. 140	12,000	80,000	92,000	Inc. 7,000
Maryland	1,833	Inc. 177	18,099	171,198	189,290	Inc. 8,197
Massachusetts	1,738		30,011	270,461	308,472	
Michigan	2,198	Inc. 900	19,777	145,622	164,805	Inc. 14,962
Minnesota	867	Inc. 62	8,115	55,953	64,068	Inc. 12,160
Mississippi	1,583		14,844	104,459	118,698	
Missouri	2,067	Dec. 767	18,010	121,578	139,588	Dec. 72,995
Nebraska	958	Inc. 229	6,934	42,280	49,214	Inc. 14,307
Nevada	67		411	3,928	3,359	
New Hampshire	600	Dec. 103	12,120	60,403	72,523	Inc. 9,190
New Jersey	1,812	Inc. 98	29,773	186,842	216,615	Inc. 21,961
New York	5,820	Dec. 180	99,594	803,875	903,369	Inc. 91,309
North Carolina	1,985		17,867	131,036	148,893	
Ohio	6,347	Inc. 802	77,119	544,583	621,702	Inc. 94,957
Oregon	100		996	6,328	7,324	
Pennsylvania	7,789	Inc. 129	105,670	754,430	860,290	Inc. 58,021
Rhode Island	401		4,994	43,994	48,988	
South Carolina	1,412		12,704	93,184	106,888	
Tennessee	2,451		22,055	161,738	183,791	
Texas	2,500	Inc. 2,180	10,000	70,000	80,000	Inc. 64,000
Vermont	650	Dec. 158	6,855	60,145	67,000	Inc. 10,437
Virginia	3,911	Inc. 1,488	35,904	229,213	265,117	Inc. 22,898
West Virginia	1,500	Inc. 479	12,500	75,000	87,500	Inc. 32,150
Wisconsin	2,454		18,094	165,925	184,019	
Alaska	1	Dec. 26	5	25	30	Dec. 1,310
Arizona	5	Inc. 1	30	175	205	Inc. 12
Dakota	73	Inc. 25	517	2,873	3,390	Inc. 1,475
District of Columbia	60		1,150	10,350	11,500	Inc. 11,500
Idaho	9	Inc. 3	54	391	445	Inc. 148
Indian Territory	98	Inc. 64	319	2,400	2,719	Inc. 1,000
Montana	28		169	1,243	1,412	
New Mexico	38		224	1,646	1,870	
Utah	281	Inc. 263	3,288	31,197	34,485	Inc. 33,110
Washington	25	Inc. 25	900	1,000	1,900	Inc. 1,200
Wyoming	12	Inc. 8	73	660	733	Inc. 539
	78,046		853,100	6,504,054	7,357,154	

<sup>1</sup> In the Report of the Commissioner of Education for 1875 a table similar to that above was given, its statistics, as then stated, being those reported to and published by a convention of Sunday school teachers and officers held at Baltimore, Md., May 11-13, of that year. The table now presented is from the report of a like convention held at Atlanta, Ga., April 17-19, 1878.

The figures for increase in this table, although indicative of considerable progress, do not present the whole advance made in the three years from 1875 to 1878. There has been in those years not only a great growth in the number of the schools and of those connected with them, but also much improvement in the methods of preparing teachers for their work and of imparting instruction to the scholars, especially in the cities and large towns. Meetings of teachers for the study of the lessons in advance have become more frequent, and instruction from experienced instructors in these meetings has been much more full and systematic, with better help from maps of Bible lands and from information as to the manners and customs of the East. In the schools, also, such maps and illustrations have aided greatly in imparting instruction to the scholars. The training, too, has become, it is believed, more practical and thus more efficient than it was, dealing less with mere feeling, more with great principles and duties, and tending to make the children actively benevolent and the schools hives of active workers for the temporal as well as for the eternal good of their suffering and impoverished fellows of the race.

---

---

**APPENDIX.**

---

**STATISTICAL TABLES**

**RELATING TO**

**EDUCATION IN THE UNITED STATES.**

---

---

TABLE I.—PART I.—Statistics of the school systems of the States and Territories, showing States Bureau

States and Territories.	Report for the year—	SCHOOL YEAR.		SCHOOL POPULATION.	
		Begins—	Ends—	Between what ages.	Total number between said ages.
1	2	3	4	5	6
1 Alabama .....	1877-78	Oct. 1	Sept. 30	7-21	370,245
2 Arkansas .....	1878	July 1	June 30	6-21	321,475
3 California .....	1878	July 1	June 30	5-17	205,475
4 Colorado .....	1878	Sept. 1	Aug. 31	6-21	26,473
5 Connecticut .....	1878	Sept. 1	Aug. 31	4-16	138,407
6 Delaware .....	1877-78	Apr. —	Apr. 1	5-21	25,649
7 Florida .....	1877-78	Oct. 1	Sept. 30	4-21	772,985
8 Georgia .....	1878	Jan. 1	Dec. 31	6-18	433,444
9 Illinois .....	1878	Oct. 1	Sept. 30	6-21	1,002,421
10 Indiana .....	1878	July 1	June 30	6-21	693,153
11 Iowa .....	1878	Sept. 10	Sept. 15	5-21	575,474
12 Kansas .....	1878	Aug. 1	July 31	5-21	266,575
13 Kentucky .....	1876-77	July 1	June 30	16-20	512,808
14 Louisiana .....	1878	Jan. 1	Dec. —	6-21	374,406
15 Maine .....	1877-78	Apr. 1	Mar. 31	4-21	214,797
16 Maryland .....	1877-78	Sept. 1	June 30	5-20	276,120
17 Massachusetts .....	1877-78	May —	Apr. —	5-15	297,202
18 Michigan .....	1878	Sept. 3	Sept. 2	5-20	476,806
19 Minnesota .....	1878	Sept. 1	Aug. 31	5-21	271,428
20 Mississippi .....	1878	Jan. 1	Dec. 31	5-21	346,613
21 Missouri .....	1878	Apr. —	Apr. —	6-20	688,248
22 Nebraska .....	1878	Apr. 2	Apr. 1	5-21	104,020
23 Nevada .....	1878	Sept. 1	Aug. 31	6-18	9,922
24 New Hampshire .....	1878	Mar. —	Mar. —	4-21	473,785
25 New Jersey .....	1877-78	Sept. 1	Aug. 31	5-18	322,166
26 New York .....	1877-78	Oct. 1	Sept. 30	5-21	1,615,256
27 North Carolina .....	1878	Sept. —	Sept. —	6-21	422,380
28 Ohio .....	1878	Sept. 1	Aug. 31	6-21	91,027,248
29 Oregon .....	1877-78	Sept. 1	June 20	4-20	553,462
30 Pennsylvania .....	1878	June —	June —	6-21	1,200,000
31 Rhode Island .....	1877-78	May 1	Apr. 30	5-15	253,316
32 South Carolina .....	1878	Nov. 1	Oct. 31	6-16	228,128
33 Tennessee .....	1878	Sept. 1	Aug. 31	6-18	448,917
34 Texas .....	1878	Sept. 1	Aug. 31	8-14	194,353
35 Vermont .....	1877-78	Apr. 1	Mar. 31	5-20	97,631
36 Virginia .....	1878	Aug. 1	July 31	5-21	483,701
37 West Virginia .....	1877-78	Sept. 1	Aug. 31	6-21	209,532
38 Wisconsin .....	1878	Sept. 1	Aug. 31	4-20	478,692
39 Arizona .....	1878	Jan. 1	Dec. 31	6-21	3,089
40 Dakota .....	1878	Sept. 1	Aug. 31	5-21	12,201
41 District of Columbia .....	1877-78	July 1	June 30	6-17	34,600
42 Idaho .....	1878	Sept. 1	Aug. 31	5-18	4,942
43 Montana .....	1878	Sept. 1	Aug. 31	4-21	5,315
44 New Mexico .....	1875	Jan. 1	Dec. 31	7-18	29,312
45 Utah .....	1878	Nov. —	Nov. —	6-10	33,604
46 Washington .....	1876-77	Sept. —	Aug. —	4-21	12,997
47 Wyoming .....	1876	—	—	7-21	—
48 Indian:					
Cherokees .....	1876	Sept. —	June 30	7-21	} 17,000
Chickasaws .....	1876				
Creeks .....	1876	Sept. 1	June 30	10-18	
Choctaws .....	1876	Sept. 1	May 1	6-20	
Seminoles .....	1876	Sept. 1	May 31		

a Average attendance.  
 b Several counties made no report of sex.  
 c Whole number taught.  
 d Number under 5 years of age.  
 e Estimated.  
 f In 1876.  
 g In 1877.  
 h For colored population the school age is from 6 to 16.  
 i A printed report of later date gives 227,607 as the enrolment.  
 j Later than the abstract of the printed report given in the preceding pages.

the enrolment, attendance, duration of schools, &c.; from replies to inquiries by the United of Education.

SCHOOL POPULATION.					PUBLIC SCHOOLS.			
Sex.		Number under 6 years of age.	Number over 16 years of age.	Number between 6 and 16 years of age.	Number enrolled in schools during school year.	Average monthly enrolment.	Average daily attendance.	
Male.	Female.							
7	8	9	10	11	12	13	14	
590, 859	580, 784				100, 713		209, 125	1
101, 897	103, 878	285, 081			233, 747		94, 606	2
13, 636	12, 837				154, 064		9, 699	3
		22, 068	0	115, 889	16, 641		73, 565	4
					119, 828			5
					26, 730			6
					86, 964		23, 933	7
222, 150	211, 204				209, 872		130, 605	8
511, 897	490, 524	498, 913			706, 723		420, 031	9
360, 208	338, 945				512, 535		815, 898	10
204, 714	280, 760	271, 833	124, 994	268, 647	428, 362		256, 913	11
137, 402	129, 173	36, 159	63, 970	165, 446	177, 806		106, 932	12
f142, 784	f131, 622				248, 000	190, 000	160, 000	13
					783, 047		554, 890	14
					155, 150		108, 940	15
		d1, 945	227, 404		156, 274	109, 106	81, 829	16
					310, 181		228, 447	17
					359, 702		210, 000	18
					167, 825			19
183, 077	165, 274				205, 978	171, 226	115, 976	20
					448, 033		f182, 000	21
53, 760	50, 270				627, 785			22
5, 055	4, 867				7, 612	5, 127	4, 666	23
					66, 023		48, 410	24
					202, 634	145, 837	113, 604	25
					1, 032, 052		577, 606	26
					228, 092		132, 553	27
216, 815	205, 565				740, 194	574, 535	465, 372	28
528, 831	500, 417		280, 808	757, 440	26, 992		21, 464	29
523, 067	521, 216				936, 790		608, 825	30
					o4, 536	o3, 057	o2, 112	31
					41, 093	80, 117	26, 644	32
117, 514	110, 614			228, 128	116, 239			33
					261, 152		173, 198	34
					146, 946			35
					73, 081		48, 638	36
249, 394	234, 307	43, 939	131, 970	307, 742	202, 244	155, 311	116, 464	37
114, 028	95, 504				130, 184		86, 768	38
243, 602	235, 090		p277, 047	p201, 645	297, 502			39
					2, 740		890	40
6, 264	5, 937				7, 156		1, 342	41
418, 244	220, 556	0	2, 852	65, 948	22, 842	18, 959	18, 133	42
					93, 432			43
2, 804	2, 511				8, 277			44
					5, 151			45
17, 095	18, 509			33, 004	21, 710		14, 949	46
					5, 385			47
					1, 690			48
					93, 000	2, 500	1, 500	
					9400			
					9716	575	448	
					91, 200	904	745	
					9180		108	

k Number over 15 years of age.  
 l So reported, though the sum of the figures given reaches 348,351.  
 m In 1873.  
 n Census of 1875.  
 o In evening schools.  
 p The figure in column 10 includes those between 15 and 20; that in column 11 those between 4 and 15.  
 q In 8 counties.  
 r Census of 1870.  
 s For 1878.

TABLE I.—PART I.—Statistics of the school systems of the States and Territories,

States and Territories.	PUBLIC SCHOOLS.			SCHOOLS OTHER THAN PUBLIC.			
	Number of school rooms exclusive of those used only for recitation.	Number of school rooms used exclusively for recitation.	Average duration of school in days.	Schools corresponding to public schools below high schools.		Schools corresponding to public high schools.	
				Pupils.		Pupils.	
	Male.	Female.	Male.	Female.			
1	15	16	17	18	19	20	21
1 Alabama .....			84½				
2 Arkansas .....							
3 California .....			144.2				
4 Colorado .....	456		91				
5 Connecticut .....	2,564		178.47			(12,000)	
6 Delaware .....			b157.5				
7 Florida .....			c105.8				
8 Georgia .....			d90	13,552	12,537	3,042	2,181
9 Illinois .....			e154.23			(41,406)	
10 Indiana .....			129				
11 Iowa .....			146				
12 Kansas .....	5,145	81	113				
13 Kentucky .....	4,830		110				
14 Louisiana .....			g80				
15 Maine .....			118				
16 Maryland .....			182				
17 Massachusetts .....			f176			(j 123,670)	
18 Michigan .....			150			(10,634)	
19 Minnesota .....			85				
20 Mississippi .....			79				
21 Missouri .....	8,092		99				
22 Nebraska .....	2,546	27	102				
23 Nevada .....			161			(1,061)	
24 New Hampshire .....			96.65				
25 New Jersey .....	3,182		194	(23,641)		(18,376)	
26 New York .....			179				
27 North Carolina .....			46			(13,350)	
28 Ohio .....	15,671		155	13,560	9,561	285	250
29 Oregon .....	1,091	8	94				
30 Pennsylvania .....			145				
31 Rhode Island .....	{ 136 }	{ }	160				
32 South Carolina .....	{ 801 }	{ }	182				
33 Tennessee .....			91				
34 Texas .....			77			(31,730)	
35 Vermont .....			124				
36 Virginia .....			107	m8,778	m9,855	m2,111	m2,541
37 West Virginia .....			96.36				
38 Wisconsin .....			d161				
39 Arizona .....			p189		(25,532)		(830)
40 Dakota .....			124		(n394)		
41 District of Columbia .....	322	10	187				
42 Idaho .....							
43 Montana .....	110	3	88		(170)		
44 New Mexico .....			132			(1,250)	
45 Utah .....			137	n1,400	n1,490	n700	n800
46 Washington .....	262		180				
47 Wyoming .....							
48 Indian:							
Cherokees .....	83	5	200				
Chickasaws .....							
Creeks .....	28						
Choctaws .....	59		163				
Seminoles .....	5	5	180				

a Number of males employed in winter; number of females employed in summer.  
 b For white schools only.  
 c Four counties not reporting.  
 d In the counties.  
 e Estimated.  
 f In cities; in towns, \$61.80 for males and \$36.20 for females; in townships, \$38 for males and \$34 for females.  
 g In rural Louisiana.  
 h Later than the abstract of the printed report given in the preceding pages.

showing the enrolment, attendance, duration of schools, &c.—Continued.

SCHOOLS OTHER THAN PUBLIC.		Whole number of teachers employed in public schools during the year.			Number of teachers necessary to supply the public schools.	Average monthly salary of teachers in public schools.		
Teachers in said schools in all grades.		Male.	Female.	Total.		Male.	Female.	
Male.	Female.							
22	23	24	25	26	27	28	29	
.....		3,278	1,522	4,800	.....	(817 44)	1	
.....		710	165	875	.....	\$50 00	\$40 00	2
.....		1,102	2,101	3,293	3,293	83 95	68 24	3
.....		226	341	567	466	49 90	46 95	4
.....		a752	a2,829	3,081	2,711	61 03	36 50	5
.....		b235	b278	b513	.....	33 08	26 19	6
.....		635	836	970	.....	.....	.....	7
692	845	c3,654	c1,826	c5,480	7,000	.....	.....	8
(1,017)		0,475	12,817	22,292	.....	54 07	30 87	9
.....		8,039	5,742	13,781	.....	f81 20	f45 80	10
.....		7,561	13,023	20,584	20,584	33 98	27 84	11
.....		2,861	3,498	6,359	5,674	33 68	27 10	12
.....		1,600	2,700	4,300	4,300	40 00	35 00	13
.....		569	1,533	k2,122	.....	40 00	37 00	14
.....		2,280	4,540	6,820	.....	82 63	15 92	15
.....		1,295	1,776	3,071	2,776	40 43	40 43	16
.....		jl,118	jl,390	jl,508	jl,508	jl,508	jl,508	17
.....		8,916	9,407	13,388	.....	41 41	26 16	18
.....		1,757	3,115	4,872	4,872	87 52	28 12	19
.....		2,747	2,016	4,763	5,000	27 00	27 00	20
.....		.....	.....	11,268	.....	36 36	28 09	21
.....		1,609	2,121	3,730	3,074	84 65	25 75	22
.....		45	124	169	.....	108 00	84 00	23
.....		600	3,026	3,626	.....	87 12	24 26	24
118	215	993	2,496	3,429	3,429	60 50	36 14	25
.....		7,078	22,589	30,567	.....	(48 44)	.....	26
.....		2,719	1,003	3,722	.....	(28 18)	.....	27
85	146	11,099	13,292	23,391	16,092	59 00	41 00	28
.....		9,319	11,572	1,068	1,000	45 00	35 00	29
.....		183	415	20,891	.....	35 58	31 32	30
.....		217	897	1,114	1,174	11 47	11 07	31
.....		1,844	1,278	3,117	877	75 00	45 85	32
(1,162)		4,057	1,585	5,502	.....	28 22	25 42	33
.....		.....	.....	4,330	.....	(28 12)	.....	34
m437	m332	n720	n3,608	n4,328	.....	(m53 00)	20 00	35
.....		2,853	1,750	4,603	.....	32 19	27 14	36
.....		2,822	926	3,747	3,747	29 54	26 19	37
(874)		.....	.....	9,808	6,700	o28 85	o23 36	38
.....		19	18	37	.....	d38 45	d25 83	39
.....		141	189	330	.....	p105 55	p86 53	40
.....		81	899	370	370	81 00	74 00	41
.....		.....	.....	116	120	87 10	26 54	42
.....		57	59	116	.....	86 55	64 08	43
.....		182	15	147	.....	(59 71)	.....	44
.....	40	254	235	489	.....	35 00	22 00	45
n30	n62	184	145	279	.....	40 00	30 00	46
.....		21	27	48	.....	(71 56)	.....	47
.....		.....	.....	n196	.....	42 80	42 80	48
.....		.....	.....	.....	.....	40 00	40 00	49
.....		.....	.....	.....	.....	26 00	26 00	50
.....		.....	.....	.....	.....	50 00	50 00	51

i Exclusive of the city of New Orleans, in which the average salaries are: men, \$76.72; women, \$39.58.  
 j Published in the report of 1877 as for that year; properly they are for the year ending April, 1878.  
 k Average attendance.  
 l For evening schools; the average salaries of teachers given in columns 28 and 29 are for each evening.  
 m In 1875.  
 n In 1877.  
 o For colored.  
 p In the cities

TABLE I.—PART 2.—Statistics of the school systems of the States and Territories, showing States Bureau

	States and Territories.	ANNUAL INCOME.				
		From State tax.	From local tax.	Total from taxation.	Interest on permanent fund, including rents of school lands.	
		1	30	31	32	33
1	Alabama.....	\$239,763			\$239,763	\$137,457
2	Arkansas.....	5169,296	\$77,648			
3	California.....	1,889,147	1,393,015		2,782,162	186,747
4	Colorado.....	\$128,788	57,371		186,159	
5	Connecticut.....	207,712	1,050,498		1,258,205	138,475
6	Delaware.....	724,798	191,742			
7	Florida.....	(150,641)			150,641	\$17,927
8	Georgia.....	800,000	111,453		411,453	
9	Illinois.....	1,000,000	5,845,749		6,345,759	537,185
10	Indiana.....	1,494,830	2,272,817		3,767,147	624,984
11	Iowa.....		4,004,561		4,004,561	244,000
12	Kansas.....	69,428	947,079		1,016,507	122,377
13	Kentucky.....	1,084,575	500,000		1,584,575	200,000
14	Louisiana.....	805,953	235,148		541,101	6
15	Maine.....	224,481	595,173		819,654	25,427
16	Maryland.....	533,984	752,258		1,286,237	53,467
17	Massachusetts.....	741,065	4,191,511		4,191,511	140,000
18	Michigan.....	514,774	2,176,165		2,690,939	234,477
19	Minnesota.....	\$229,216	842,610		1,071,826	213,514
20	Mississippi.....	247,892	378,376		326,268	
21	Missouri.....	863,276	2,446,911		2,810,187	174,000
22	Nebraska.....	66,684	465,158		531,842	102,644
23	Nevada.....	\$49,670	141,188			
24	New Hampshire.....				535,983	
25	New Jersey.....	1,182,502	706,884		1,839,326	133,367
26	New York.....	2,968,208	7,004,303		9,942,511	335,000
27	North Carolina.....	398,247	0		293,247	8,000
28	Ohio.....	1,531,081	5,497,887		7,028,948	230,110
29	Oregon.....	\$125,704	73,456		199,160	33,200
30	Pennsylvania.....		7,180,000		7,180,000	
31	Rhode Island.....	\$83,215	\$550,809		\$624,024	9,991
32	South Carolina.....	\$75,809	222,530		298,339	
33	Tennessee.....				(837,674)	
34	Texas.....					
35	Vermont.....	13,271	469,550		481,821	15,100
36	Virginia.....	\$255,457	\$650,244		\$905,701	144
37	West Virginia.....	232,815	579,590		812,405	13,500
38	Wisconsin.....				1,574,821	178,207
39	Arizona.....	4,065	17,331		21,396	
40	Dakota.....	\$14,767	37,076		37,076	
41	District of Columbia.....		369,179		369,179	3,625
42	Idaho.....		22,780		22,780	
43	Montana.....	\$43,118	11,137		54,255	
44	New Mexico.....					
45	Utah.....	63,480	22,470		85,950	
46	Washington.....				49,765	
47	Wyoming.....				24,626	
48	Indian:					
	Cherokees.....					72,288
	Chickasaws.....					
	Creeks.....	0	0		0	10,000
	Choctaws.....	1,522			1,522	27,500
	Seminoles.....					2,500

a Includes \$109,763 from poll tax.

b State apportionment, the greater part being in State scrip. This probably accounts for the difference in the total annual income here given and that in the printed report.

c Includes balance on hand at the close of last year.

d Paid out of general fund of counties, and therefore not included in State expenditure.

e County tax.

f State appropriation.

g State apportionment.

h Covers a period of later date than the printed report used in preparing the abstract preceding.

i For New Orleans only.

j Some of these statistics were published in the report of 1877 as for that year. Properly they belong to the year ending April, 1878.



STATISTICAL TABLES.

the income, expenditure, and permanent school fund; from replies to inquiries by the United of Education.

ANNUAL INCOME.			Increase of permanent fund in the school year.	ANNUAL EXPENDITURE.			
Revenue from other funds.	From other sources.	Total.		Permanent.		Current.	
				Sites, buildings, and furniture.	Libraries and apparatus.	Salaries of superintendents.	
34	35	36	37	38	39	40	
		\$377, 188				\$8, 064	1
\$6, 000	\$6, 473	258, 855		\$4, 435			2
106, 621		c3, 620, 661	\$151, 400	890, 095	\$68, 461	\$42, 100	3
43, 413	10, 923	c281, 674		24, 509			4
55, 952	56, 527	1, 509, 159	0	124, 944	7, 643	80, 000	5
		216, 540					6
3, 600	11, 108	183, 811	8, 300			11, 595	7
		411, 453					8
78, 554	2, 673, 230	9, 684, 728		152, 442	29, 660	76, 005	9
	200, 727	4, 501, 068	47, 885	424, 304			10
	552, 283	4, 840, 856		635, 820			11
	664, 423	1, 803, 303	171, 543	240, 194	24, 867	60, 458	12
25, 000	18, 000	1, 827, 575	0		5, 000	25, 000	13
4, 750	15	h540, 463	0	47, 866		82, 139	14
115, 115	180, 717	1, 140, 914		92, 706		80, 839	15
	200, 758	1, 540, 861	0	207, 662		28, 250	16
93, 353	65, 844	h4, 535, 635				54, 985	17
	315, 070	E, 240, 486		682, 868	4, 785		18
120, 692	37, 420	m2, 524, 465	456, 932	77, 471	22, 470	57, 420	19
		826, 288				7, 412	20
440, 191		3, 424, 408					21
327	30, 285	365, 068	505, 161	188, 775		24, 400	22
	19, 189	c235, 491		37, 543			23
37, 602	9, 565	585, 440		102, 862	46		24
	31, 410	2, 004, 049	96, 975	370, 807		14, 038	25
44, 749	324, 391	10, 645, 651	25, 300	1, 863, 430	2, 436	28, 180	26
0	158, 460	452, 516	0	12, 864	221, 553	13, 405	27
340, 831	242, 114	7, 642, 011	35, 310	1, 015, 785	0	186, 850	28
	26, 389	235, 738		80, 535			29
f1, 000, 000		8, 180, 000		1, 118, 186		72, 800	30
10, 511	e55, 618	o709, 444	2, 027	174, 689	694	10, 201	31
	17, 856	815, 197		4, 353			32
	q66, 754	904, 426		55, 085	1, 950	r16, 074	33
		859, 484		29, 644			34
19, 907		516, 983				12, 270	35
	32, 536	e938, 281		33, 433	1, 064	43, 268	36
0	4, 250	385, 175	37, 420	55, 633	2, 028	14, 149	37
	205, 597	c4, 749, 956	7, 647	e235, 197	17, 454	445, 000	38
		21, 596	687	2, 027	1, 309	1, 100	39
	6, 953	e72, 950		20, 187	541		40
	804	373, 606	0	29, 365	0	11, 435	41
3, 968		e83, 547					42
	12, 696	66, 941		10, 528			43
		25, 473					44
	27, 463	112, 413	0	27, 463		s1, 500	45
		49, 765					46
		24, 026					47
		72, 298					48
		43, 000					49
3, 000	0	13, 000	0				50
		29, 022					51
1, 500		4, 000					52

h Total of items reported.

i Does not include moneys brought over from preceding school year.

m So reported by the superintendent, though the items given above amount to but \$1,452,556.

n Amount paid by State only.

o Includes income for evening schools.

p From poll tax.

q Includes city tax.

r For district clerks.

s Includes expenditure for repairs.

t Of county superintendents only.

u For territorial superintendent only.

TABLE I.—PART 2.—Statistics of the school systems of the States and Territories.

States and Territories.	ANNUAL EXPENDITURE.				Expenditure in the year per capita of the school population.
	Current.		Total.		
	Salaries of teachers,	Miscellaneous or contingent (ink, paper, fuel, light, rent, repairs, &c.).			
1	41	42	43	44	
1. Alabama.....	\$350,633		\$58,697	\$0 97	
2. Arkansas.....	121,397	\$2,788	148,393		
3. California.....	2,272,551	428,708	3,155,815	\$13 74	
4. Colorado.....	153,069	28,194	243,850	10 14	
5. Connecticut.....	1,041,041	302,849	1,708,477	10 71	
6. Delaware.....	125,859	90,681	216,540		
7. Florida.....	85,361	5,860	134,880		
8. Georgia.....			111,453	85	
9. Illinois.....	4,445,637		7,726,109	\$7 45	
10. Indiana.....	3,065,968	1,161,639	4,551,911	7 04	
11. Iowa.....	\$3,011,230	654,518	4,092,538	\$8 22	
12. Kansas.....	960,435	235,463	1,241,417	4 88	
13. Kentucky.....	1,000,000	100,000	1,180,000	5 00	
14. Louisiana.....	426,839	*91,355	558,231	2 60	
15. Maine.....	830,670	96,994	1,050,709	6 06	
16. Maryland.....	1,122,414	234,934	1,493,260	15 23	
17. Massachusetts.....	7871,887	430,255	5,166,968	66 05	
18. Michigan.....	1,920,239	540,942	3,116,519	5 50	
19. Minnesota.....	878,980	480,814	1,494,685	1 70	
20. Mississippi.....	2,380,430		2,406,133		
21. Missouri.....	444,500	142,785	750,620	7 21	
22. Nebraska.....	106,301	57,473	205,147		
23. Nevada.....	419,258	80,194	636,655		
24. New Hampshire.....	1,528,986	84,640	2,004,049	5 10	
25. New Jersey.....	7,756,844	1,284,678	10,755,905		
26. New York.....	292,893	5,035	824,287	767	
27. North Carolina.....	4,956,514	1,836,976	7,995,125	6 85	
28. Ohio.....	194,571		275,108	5 146	
29. Oregon.....	4,755,620	2,241,371	8,187,977		
30. Pennsylvania.....	727,445	266,761	679,770	12 53	
31. Rhode Island.....	291,268		319,030		
32. South Carolina.....	692,198	30,925	794,232	51 58	
33. Tennessee.....	656,977		747,684		
34. Texas.....	407,835	90,996	511,101	5 04	
35. Vermont.....	714,651	121,479	963,896	1 83	
36. Virginia.....	501,705	113,695	687,275	8 23	
37. West Virginia.....	1,601,252	217,632	2,117,535	4 52	
38. Wisconsin.....	14,947	1,943	21,396	6 92	
39. Arizona.....	30,489	8,576	57,793		
40. Dakota.....	237,189	96,617	373,606	8 91	
41. District of Columbia.....	23,082		23,082		
42. Idaho.....	15,432	3,458	65,505	10 65	
43. Montana.....	84,230		18,890		
44. New Mexico.....			113,198	3 33	
45. Utah.....				8 82	
46. Washington.....					
47. Wyoming.....	\$16,400		\$16,400		
48. Indian:					
Cherokees.....	43,075		673,441	24 78	
Chickasaws.....	4,500		221,000		
Creeks.....	11,200		618,000		
Choctaws.....	12,000		627,534	12 62	
Seminoles.....	2,250		62,800		

a Items not reported in all the counties.  
 b In 1877.  
 c Per capita of population between 5 and 17.  
 d Includes \$39,973, money previously borrowed, paid in 1878.  
 e So reported, though the items given amount to but \$102,816.  
 f The funds for tuition and for building are largely supplemented by patrons, and it is therefore impossible to give them with exactness.  
 g Total annual expenditure from printed report. Items given in written return amount to \$4,703,764.  
 h Includes salaries of superintendents.  
 i Estimated.  
 j Covers a period of later date than the printed report used in the abstract preceding.  
 k In 1876.

showing the income, expenditure, and permanent school fund, &c.—Continued.

ANNUAL EXPENDITURE.				Amount of available school fund.	Amount of permanent school fund (including portion not now available).	Estimated real value of sites, buildings, and all other school property.
Expenditure in the year per capita of pupils enrolled in public schools.	Expenditure in the year per capita of average attendance in public schools.	Expenditure in the year per capita of population between 6 and 16.	Expenditure in the year per capita of population between 6 and 16, including the value of the value of all school property.			
45	46	47	48	49	50	51
\$2 25	\$3 64			\$430,855	\$430,855	
				11,200	191,097	
b18 59	d28 19	b13 74	b14 04	2,011,800		\$0,343,370
16 40	27 06					474,771
12 37	20 14	12 85		2,000,000	2,000,000	
7 72						484,361
				243,500		118,934
1 96	3 15					
b10 63				8,893,524	5,337,858	16,105,870
9 60	15 57			8,974,456	8,974,456	11,530,647
d11 05	d18 43	d12 84	d14 37	3,468,799		9,350,129
7 32	12 18	7 82	10 54	2,288,391	10,000,000	4,527,227
4 00	5 00			1,000,000	1,600,000	2,300,000
6 72				\$82,921		700,000
6 18	8 80			\$400,500		3,063,418
3 95	17 09			906,229	906,229	
14 62	19 85			2,007,000		
b10 80	b13 22			\$3,151,418	\$4,843,682	8,937,091
8 90				3,859,964	15,000,000	3,383,352
2 93	3 46			\$815,229		
				2,909,457	\$7,278,503	8,321,390
11 95				2,120,182	\$18,734,848	1,806,467
				\$274,500		283,338
b7 84	b14 40			\$194,000	\$530,000	2,336,547
8 12	14 47			1,365,284	1,365,284	6,300,398
				7,270,584		30,147,569
1 42	2 446			112,000		157,920
9 51	15 10	9 29	10 96	\$3,742,760		21,329,884
					\$500,000	483,060
7 61	11 81					24,839,820
r17 10	r19 33			240,376	261,796	2,634,941
b3 70	b4 81			\$2,512,500	\$2,512,500	1,051,398
6 43	9 62			\$669,087		
4 37	7 59	2 87	3 07	1,430,645	1,430,645	1,012,503
5 23	5 78			392,232	392,232	1,688,849
7 24				2,680,703	2,680,703	5,115,556
8 00	24 03	\$10 69	\$12 43			47,478
						60,319
15 13	19 06	9 62	11 59	0	0	1,181,664
14 22						88,285
5 25	7 63	3 83		0	0	382,112
9 24						
35 76	62 76				1,306,961	165,000
						50,000
					200,000	
25 02	38 96					

l Some of these statistics were published in the Report for 1877 as for that year. Properly they belong to the year ending April, 1878. The total annual expenditure is from printed report for 1877-'78.

m Only a partial report.

n Chickasaw school fund, on which the State pays an annual interest of \$75,218, which amount, being raised by taxation, is reported under that heading.

o Includes county and township funds.

p Includes expenditure for library and apparatus.

q Includes amount paid for interest or to cancel debt.

r Includes expenditure for evening schools.

s In finding expenditure per capita, interest is reckoned at 6 per cent.

t Per capita of the population between 4 and 15.

u In 1875.



No.	Name	Age	1870	1880	1890	1900	1910	1920	1930	1940	1950	1960	1970	1980	1990	2000
83	Jackonville, Ill.	0-203	12,000	14,000	1,360	8,608	0	300	1,889	800	190	187				
84	Joliet, Ill.	7,263	14,000	2,263	8,557	2,006	8,557	0	2,006	604	198	187				
85	Peoria, Ill.	22,849	38,000	8,549	8,947	8,118	8,947	77	8,118	1,660	200	200				
86	Quincy, Ill.	24,052	32,000	6,21	8,513	8,807	8,513	77	8,807	1,800	200	187				
87	Rock Island, Ill.	11,049	14,000	6-21	4,901	0	4,901	0	4,901	475	108	186				
88	Scottsbluff, Ill.	7,880	12,000	6-21	5,358	0	5,358	0	5,358	500	180	180				
89	Evansville, Ind.	21,830	40,000	6-21	12,877	0	12,877	0	12,877	2,100	200	186				
90	Fort Wayne, Ind.	17,718	27,832	6-21	11,808	0	11,808	0	11,808	3,373	200	185				
91	Indianapolis, Ind.	48,244	92,000	6-21	23,808	0	23,808	0	23,808	13,577	1,940	194				
92	Jacksonville, Ind.	7,254	10,000	6-21	5,385	0	5,385	0	5,385	1,800	190	188				
93	Lafayette, Ind.	15,000	22,000	6-21	6,014	0	6,014	0	6,014	1,800	200	195				
94	Logansport, Ind.	8,850	15,000	6-21	4,001	0	4,001	0	4,001	1,743	800	200				
95	Madison, Ind.	11,800	15,000	6-21	5,300	0	5,300	0	5,300	1,700	200	200				
96	Richmond, Ind.	8,445	14,000	6-21	4,238	0	4,238	0	4,238	2,142	200	200				
97	South Bend, Ind.	12,000	15,000	6-21	8,138	0	8,138	0	8,138	1,601	180	178				
98	Terre Haute, Ind.	16,103	22,000	6-21	7,665	0	7,665	0	7,665	250	500	200				
99	Warrington, Ind.	21,170	28,000	6-21	9,983	0	9,983	0	9,983	4,052	500	200				
100	Council Bluffs, Iowa	10,020	15,000	5-21	429	0	429	0	429	3,356	1,000	200				
101	Davenport, Iowa	20,038	25,000	5-21	8,280	0	8,280	0	8,280	1,020	200	192				
102	Des Moines, west side, Ia.	12,035	14,000	5-21	8,888	0	8,888	0	8,888	4,979	200	190				
103	Dubuque, Iowa	18,434	30,000	5-21	5,822	0	5,822	0	5,822	1,955	400	189				
104	Kokomo, Iowa	12,769	12,000	5-21	6,618	0	6,618	0	6,618	3,808	1,700	200				
105	Ashland, Kans.	8,820	9,500	5-21	600	0	600	0	600	2,500	800	200				
106	Lawrence, Kans.	10,927	12,000	5-21	200	0	200	0	200	1,820	800	180				
107	Leavenworth, Kans.	17,800	21,000	6-21	800	0	800	0	800	1,018	100	170				
108	Covington, Ky.	24,505	30,000	6-18	755	0	755	0	755	3,213	840	180				
109	Lexington, Ky.	14,801	18,500	6-20	8,055	0	8,055	0	8,055	8,565	2,160	190				
110	Louisville, Ky.	100,753	130,000	6-20	3,055	0	3,055	0	3,055	19,252	800	192				
111	Newport, Ky.	6,866	18,500	6-20	0	0	0	0	0	2,674	210	215				
112	Peterson, Ky.	15,087	18,500	6-20	0	0	0	0	0	790	320	224				
113	New Orleans, La.	191,418	203,439	6-21	68,918	0	68,918	0	68,918	26,186	168	169				
114	Bugeter, Mo.	18,259	18,500	4-21	2,288	0	2,288	0	2,288	1,217	185	183				
115	Biddeford, Me.	10,258	10,258	4-21	5,598	0	5,598	0	5,598	3,700	200	180				
116	Boston, Me.	13,602	20,000	4-21	6,682	0	6,682	0	6,682	1,779	180	184				
117	Portland, Me.	31,418	35,000	4-21	6,479	0	6,479	0	6,479	3,580	180	184				
118	Baltimore, Md.	297,354	50,000	6-21	8,581	885	8,581	885	8,581	6,143	1,330	200				
119	Baltimore, Md.	415,785	515,785	5-15	84,961	0	84,961	0	84,961	35,288	13,560	188				
120	Boston, Mass.	12,000	15,785	5-15	8,171	0	8,171	0	8,171	8,274	1,680	180				
121	Cambridge, Mass.	297,400	341,919	5-15	60,763	0	60,763	0	60,763	55,412	5,631	202				
122	Chelsea, Mass.	47,838	50,000	5-15	8,422	0	8,422	0	8,422	8,554	1,381	200				
123	Lowell, Mass.	28,277	32,000	5-15	8,169	0	8,169	0	8,169	8,919	200	199				
124	Chelsea, Mass.	28,277	32,000	5-15	8,169	0	8,169	0	8,169	8,919	200	199				
125	Waltham, Mass.	47,807	50,000	5-15	7,915	0	7,915	0	7,915	1,330	200	189				
126	Waltham, Mass.	27,191	50,000	5-15	7,000	0	7,000	0	7,000	1,330	200	189				
127	Waltham, Mass.	27,191	50,000	5-15	7,000	0	7,000	0	7,000	1,330	200	189				
128	Waltham, Mass.	27,191	50,000	5-15	7,000	0	7,000	0	7,000	1,330	200	189				
129	Waltham, Mass.	27,191	50,000	5-15	7,000	0	7,000	0	7,000	1,330	200	189				
130	Waltham, Mass.	27,191	50,000	5-15	7,000	0	7,000	0	7,000	1,330	200	189				

g For colored children, 6-16.  
 h Including Bibb County.  
 i Including Chatham County.  
 j School census of 1878.

k Since deceased.  
 l Including Bibb County.  
 m Including Chatham County.  
 n School census of 1878.

o From Report of the Commissioner of Education for 1877.  
 p Estimated.  
 q The report here given, exclusive of that of the population, is for the city central school district only, which comprises about one-half of the city.



No.	Name	Age	Sex	Mar.	Prof.	Value	Assets	Liabilities	Net	Income	Other	Total
110	Kansas City, Mo	45,000	6-20			32,000						
111	J. M. Greenwood	19,565	6-20			2,253						
112	Edward B. Neely	310,864	6-20			7,119						
113	St. Louis, Mo	440,000	6-20			26,725						
114	W. T. Harris	25,000	6-21			107,225						
115	S. D. Beals	16,083	6-21			5,336						
116	Omaha, Neb	12,241	6-15			570						
117	Concord, N. H.	13,000	6-15			1,792						
118	Dever, N. H.	10,112	6-15			3,065						
119	Manchester, N. H.	28,000	6-15			2,072						
120	Portsmouth, N. H.	10,000	6-15			11,134						
121	Naahua, N. H.	740,000	6-18			11,134						
122	Camden, N. J.	20,045	6-18			7,124						
123	Elizabeth, N. J.	80,000	6-18			40,204						
124	Edwards, N. J.	120,000	6-18			6,180						
125	Jersey City, N. J.	185,000	6-18			41,823						
126	Newark, N. J.	190,000	6-18			5,727						
127	New Brunswick, N. J.	15,058	6-18			610						
128	Orange, N. J.	11,000	6-18			3,680						
129	Paterson, N. J.	83,579	6-18			12,480						
130	Trenton, N. J.	22,874	6-18			9,221						
131	Albany, N. Y.	60,423	6-21			87,000						
132	Albany, N. Y.	17,400	6-21			5,143						
133	Binghamton, N. Y.	12,736	6-21			313						
134	Brooklyn, N. Y.	390,090	6-21			1,499						
135	Brooklyn, N. Y.	17,322	6-21			785						
136	Brooklyn, N. Y.	117,714	6-21			164,250						
137	Buffalo, N. Y.	134,557	6-21			92,000						
138	Buffalo, N. Y.	15,357	6-21			52,000						
139	Colhoun, N. Y.	16,863	6-21			9,556						
140	Elmira, N. Y.	8,615	6-21			5,782						
141	Hudson, N. Y.	10,068	6-21			1,485						
142	Ithaca, N. Y.	6,315	6-21			3,500						
143	Kingston, N. Y. (of city)	12,624	6-21			2,672						
144	Lockport, N. Y.	12,208	6-21			2,838						
145	Long Island City, N. Y.	942,202	6-21			181						
146	Newburgh, N. Y.	17,322	6-21			192						
147	New York, N. Y.	1,041,886	6-21			5,170						
148	New York, N. Y.	20,910	6-21			500						
149	Ogdensburg, N. Y.	20,960	6-21			970						
150	Oswego, N. Y.	62,386	6-21			875,000						
151	Poughkeepsie, N. Y.	7,516	6-21			4,073						
152	Rochester, N. Y.	7,516	6-21			9,041						
153	Saratoga Springs, N. Y.	43,000	6-21			6,002						
154	Schenectady, N. Y.	46,465	6-21			4,624						
155	Syracuse, N. Y.	82,498	6-21			730						
156	Troy, N. Y.	11,028	6-21			1,128						
157	Utica, N. Y.	43,000	6-21			17,217						
158	Watertown, N. Y.	10,008	6-21			19,000						
159	Yonkers, N. Y.	8,660	6-21			11,527						
160	Akron, Ohio	9,000	6-21			2,909						
161	Chillicothe, Ohio	216,239	6-21			6,437						
162	Cincinnati, Ohio	92,829	6-16			1,240						
163	Cleveland, Ohio	81,247	6-21			1,240						
164	Columbus, Ohio	51,434	6-21			1,240						

/ in 1877.

c In high schools, 200.  
d 801 of these were non-residents.  
e Including Adams County.

\* From Report of the Commissioner of Education for 1877.  
b In State census of 1875.  
c In grammar and high schools; in primary schools, 160 and 157.





189	190	191	192	193	194	195	196	197	198	199	200	201	202	203	204	205	206	207	208	209	210	211	212	213	214	215	216	217	218		
Wilkes-Barre, Pa., 9d dist	Williamsport, Pa.	York, Pa.	Newport, R. I.	Providence, R. I.	Warwick, R. I.	Woonsocket, R. I.	Woonsocket, S. C.	Charleston, S. C.	Chattanooga, Tenn.	Knoxville, Tenn.	Memphis, Tenn.	Nashville, Tenn.	Houston, Tex.	Burlington, Vt.	Alexandria, Va.	Lynchburg, Va.	Norfolk, Va.	Petersburg, Va.	Richmond, Va.	Richmond, Va.	Fond du Lac, Wis.	Jamesville, Wis.	La Crosse, Wis.	Madison, Wis.	Milwaukee, Wis.	Oshkosh, Wis.	Racine, Wis.	Georgetown, D. C.	Washington, D. C.		
J. C. Gayer, principal high school	Samuel Vranesau	W. H. Shelley	Thomas H. Clarks	Daniel Leach	J. F. Brown	Charles J. White	H. D. Wyatt	Rev. J. M. Green	H. T. Morton	H. T. Leath	S. Y. Caldwell	H. H. Smith	C. J. Alger	Richard L. Carns	E. C. Glass	R. L. Page	Richard E. Hardaway	J. F. Crocker	J. H. Peay, Jr.	John C. Hervey	C. A. Hutchins	R. W. Burton	Charles W. Roby	S. Shaw	J. J. Somers	George H. Read	Oliver S. Westcott	J. Ormond Wilson			
10,174	16,030	11,003	12,621	14,028	101,000	11,700	54,000	11,498	16,000	50,000	28,000	27,000	15,000	14,000	15,000	23,000	20,000	11,000	11,000	70,000	28,270	15,000	9,500	17,000	10,000	120,000	18,000	15,000	97,063		
0	0	108	0	0	17,684	3,236	12,737	2,523	450	9,001	9,219	2,500	0	0	0	0	0	0	0	0	0	0	0	0	0	0	0	0	0		
450	200	2,807	17,684	3,236	12,737	2,523	450	9,001	9,219	2,500	0	0	0	0	0	0	0	0	0	0	0	0	0	0	0	0	0	0	0	0	
4	0	108	0	0	17,684	3,236	12,737	2,523	450	9,001	9,219	2,500	0	0	0	0	0	0	0	0	0	0	0	0	0	0	0	0	0	0	
6-21	6-31	6-21	6-15	5-	5-15	6-16	6-18	6-20	6-18	6-20	6-14	6-20	6-20	6-21	6-21	6-21	6-21	6-21	6-21	6-21	6-21	6-20	4-20	4-20	4-20	4-20	4-20	4-20	6-17		
10,174	20,000	14,000	14,028	101,000	11,700	54,000	11,498	16,000	50,000	28,000	27,000	15,000	14,000	15,000	23,000	20,000	11,000	11,000	70,000	28,270	15,000	9,500	17,000	10,000	120,000	18,000	15,000	97,063			
0	0	108	0	0	17,684	3,236	12,737	2,523	450	9,001	9,219	2,500	0	0	0	0	0	0	0	0	0	0	0	0	0	0	0	0	0	0	
4	0	108	0	0	17,684	3,236	12,737	2,523	450	9,001	9,219	2,500	0	0	0	0	0	0	0	0	0	0	0	0	0	0	0	0	0	0	0
6-21	6-31	6-21	6-15	5-	5-15	6-16	6-18	6-20	6-18	6-20	6-14	6-20	6-20	6-21	6-21	6-21	6-21	6-21	6-21	6-21	6-21	6-20	4-20	4-20	4-20	4-20	4-20	4-20	6-17		

From Report of the Commissioner of Education for 1877  
 a Since deceased; present superintendent, W. H. Foutte.  
 b Census of 1875.  
 c These statistics are for white schools only; for statistics of colored schools, see Table I.





TABLE II.—School statistics of cities containing 7,500 inhabitants and over, for 1878, &c.—Continued.

City.	Number of school buildings for—								Number of sittings for study in—								Number of teachers in—					
	Primary schools.		Grammar schools.		High schools.		City normal schools.		Evening schools.		All public schools.		Private and paro- chial schools.		All schools, public and private.		Primary schools.		Grammar schools.		High schools.	
	15	16	17	18	19	20	21	22	23	24	25	26	27	28	29	30	31	32	33	34	35	36
Lawrence, Mass.	17	2	1			20	2	22	4,211	1,000	950		5,461			30	30	83	2	95	2	5
Lowell, Mass.	20	8	1			39			7,492	3,094	371		7,492					70	10	63	3	7
Malden, Mass.	22	7	1			31			9,132				9,132					54	4	47	2	3
Marblehead, Mass.																						
Methuen, Mass.																						
Middlebury, Vt.	7	6	1	66		11							1,860					27	2	8	1	2
Milford, Mass.																						
New Bedford, Mass.																						
Newburyport, Mass.	6	10	1			17			(3,376)	800	800		3,876					0	36	4	28	3
Newton, Mass.						28							2,040									
Northampton, Mass.	9	5	1			615			2,464	1,948	924		4,850	49				49	4	23	2	6
Salmon, Vt.	20	10	1			17			2,900	2,800	250		4,950	5				54	5	44	2	4
Somerville, Mass.	10	5	1			28	7	35	2,100	3,000	423		5,177	255				1	56	4	33	4
Springfield, Mass.	10	5	1	417	2	11												0	35	4	13	2
Wilmington, Mass.																						
Worcester, Mass.	9	10	1			20			1,100	1,100	132		2,332					11	4	18	1	2
Worcester, Mass.	5	32	1			38			4,838	3,423	372		8,638					04	7	76	0	3
Yankee City, Mich.	5		1			7			860	960	280		1,700	900	2,000			23	2	11	1	1
Ypsilanti, Mich.	10	17	1			30					708		12,553	201				24	2	12	1	1
Detroit, Mich.	6	8	1			10	3	13	1,980	713	126		2,856	135	2,884			23	1	13	1	4
East Saginaw, Mich.	4	3	1			14			900	420	104	0	1,450	0	1,905			4	3	51	1	2
Grand Rapids, Mich.	4	3	1	0	0	6	8	9					2,400	470	1,905			16	1	7	1	2
Saginaw, Mich.																						
St. Paul, Minn.	4	8	1			13							2,871									
St. Paul, Minn.	54					54							1,186									
Vicksburg, Miss.									800	815	70		1,260					10	6	7	2	1
Waukegan, Mo.	2	0				6			(1,590)				2,690					19	6	3		

STATISTICAL TABLES.

110	Kansas City, Mo.	11	7	1	2,124	718	210	4,920	4,200	2	32	4	13	4	1
111	St. Joseph, Mo.	19	19	1	28,580	7,410	1,380	200	4,920	19	682	72	177	14	10
112	St. Louis, Mo.	80	5	2	1,514	736	68		2,808	80	2	10	1	1	
113	Omaha, Mo.	28													
114	Concord, N. H.	98													
115	Dover, N. H.	18													
116	Dover, N. H.	24	8	32	1,753	960	242	1180	3,125	40	5	10	2	3	
117	Manchester, N. H.	14							2,140	16	6	12	1	3	
118	Manchester, N. H.	13													
119	Portsmouth, N. H.	19													
120	Camden, N. J.														
121	Elizabeth, N. J.														
122	Jersey City, N. J.	20							12,810	(182)				(6)	
123	Newark, N. J.	28			10,813	4,234	540	85	1,046	0	(154)	27	1	14	(15)
124	New Brunswick, N. J.	6			1,300	715	160		16,708	0	23	6	2	2	
125	Orange, N. J.	6	(1)						7,242	8	73	5	16	1	3
126	Paterson, N. J.	2	2	1	4,784	1,120	280	7236	9,1500	8	45	2	10	1	8
127	Trenton, N. J.	13	14	27	2,024	268	272		5,484	8	45	2	10	1	8
128	Albany, N. Y.	25							10,523						
129	Albany, N. Y.	10	3	13	1,882	1,110	370		2,272		33	5	13	2	5
130	Buffalo, N. Y.	8	3	11	1,565	728	183		2,479		33	5	13	2	5
131	Brooklyn, N. Y.	56													
132	Brooklyn, N. Y.	42													
133	Coboes, N. Y.	8	2	10	1,795	225	80	300	2,100	0	23	0	6	2	
134	Elmira, N. Y.	5	1		1,966	1,343	160		5,799	0	27	5	38	1	4
135	Hudson, N. Y.	3													
136	Hudson, N. Y.	3	2	8	750	684	180		1,534		14		13	1	4
137	Kingston, N. Y. (two-fifths of city)	6	1		1,234	956	258		2,448		11		11	8	3
138	Lockport, N. Y.	7			1,800	860			2,600		21		14	4	4
139	Long Island City, N. Y.	7			1,996	580	200	200	2,958		17	4	18	1	3
140	Newburgh, N. Y.	6	3	1					2,958		34	3	9	2	3
141	New York, N. Y.	127							*151,081						
142	Ogdensburg, N. Y.	9							1,400						
143	Oswego, N. Y.	7	6	1	900	2,300	600	100	3,900		27	2	32	1	3
144	Poughkeepsie, N. Y.	9	4	1	2,191	354	220		3,766		137	14	60	5	4
145	Rochester, N. Y.	10	15	1	852	665	120		1,637		10	3	11	2	2
146	Saratoga Springs, N. Y.	7	5	1											
147	Schenectady, N. Y.	9													
148	Schenectady, N. Y.	12	6	1	4,397	3,169	659	110	8,286	441	102	5	57	3	6
149	Troy, N. Y.	17			2,054	1,490	840	0	4,384		88		33	6	16
150	Utica, N. Y.	(16)	2	0											
151	Watertown, N. Y.	9													
152	Watertown, N. Y.	9													
153	Xonkers, N. Y.	10	1	0	1,600	748	206	0	2,554	350	30	4	16	5	3
154	Akron, Ohio	6			1,257	857	96	76	1,856		21	4	6	6	2
155	Chillicothe, Ohio	5			1,006	900	125		2,025		19	1	18	1	4
156	Cincinnati, Ohio	48			25,130	4,821	1,066	100	31,117	69	405	38	78	15	13
157	Cleveland, Ohio	17	21	4	12,750	4,407	668	56	18,881	1	222	5	103	14	10
158	Columbus, Ohio	8	16	1	4,172	2,423	466		6,880	1	72	7	43	0	8

\* Including Adams County.  
 † For training or model school.  
 Same as those used for day schools.

‡ These are for district schools.  
 § Includes 1 building for "mixed school."  
 ¶ These are for ungraded schools.

\* Report of the Commissioner of Education for 1877.  
 † Includes special teachers in music, penmanship, and drawing.

















	22	123	8,823	5,274	8,042	1,898	601	376	1,800	760	8,312
Scranton, Pa.	1	42	1,479	907	3,363	1,206	60	47			1,904
Shenandoah, Pa.	1	21									1,822
Thiessville, Pa.	4	186									1,890
Wilkes-Barre, Pa., 3d dis.	7	25									3,754
Williamsport, Pa.	14	60	2,092	1,497	1,506	1,084	126	93			2,300
York, Pa.	9	96	57						383		1,787
Newport, R. I.	2	10	1,277	946	515	387	142	104			13,821
Providence, R. I.	16	270									2,925
Warwick, R. I.	1	18									1,063
Woonsocket, R. I.	5	23									1,147
Charleston, S. C.	5	85									7,281
Charleston, S. C.	6	20									1,839
Cuattanooga, Tenn.	3	19									1,415
Knoxville, Tenn.	198	8									2,457
Memphis, Tenn.	9	54	2,890	2,105	1,268	898	137	115			3,097
Nashville, Tenn.	300	14	1,303	999	444	346	686	675			8,118
Houston, Tex.	5	36									1,846
Burlington, Vt.	(83)										1,450
Alexandria, Va.	3	15	882	675	301	196	96	71			1,580
Lynchburg, Va.	7	15	910	457	584	312					1,188
Norfolk, Va.	6	20									1,539
Petersburg, Va.	3	26									840
Richmond, Va.	4	10									1,514
Portsmouth, Va.	18	108	4,650	3,943	1,367	1,154	255	227			2,075
Wheeling, W. Va.	6	6									1,427
Fond du Lac, Wis.	4	43									982
Janesville, Wis.	1	84	1,157		478		116				6,272
La Crosse, Wis.	0	6									5,387
Madison, Wis.	2	28									2,778
Millwaukee, Wis.	48	193									1,751
Oshkosh, Wis.	(51)										2,189
Racine, Wis.	0	0	64								1,800
Georgetown, D. C.	0	5									16,054
Washington, D. C.	0	2	9,094	7,650	4,141	3,293	142	117	30	0	2,646
Washington, D. C.	14	208									2,323
											11,082

\* From Report of the Commissioner of Education for 1877.

a In grammar and primary schools.

b Includes special teachers.

c Average attendance.

d In high and normal schools.

e These statistics are for white schools only; for statistics of colored schools, see Table I.



30	Freeport, Ill.	1,940	200	1,940	1,940	51	1,900	450	eb50	600	eb14	500
31	Galesburg, Ill.	2,889	500	2,889	1,927	33	1,500	440	eb54	700	eb14	440
32	Jacksonville, Ill.	1,000	1,000	1,000	1,000	48	1,150	345	eb50	700	eb14	440
33	Joliet, Ill.	1,000	1,000	1,000	1,000	48	1,250	450	eb50	700	eb14	440
34	Peoria, Ill.	1,000	1,000	1,000	1,000	48	1,250	450	eb50	700	eb14	440
35	Quincy, Ill.	1,000	1,000	1,000	1,000	48	1,250	450	eb50	700	eb14	440
36	Rockford, Ill.	1,000	1,000	1,000	1,000	44	1,300	450	eb50	700	eb14	440
37	Rock Island, Ill.	1,000	1,000	1,000	1,000	44	1,300	450	eb50	700	eb14	440
38	Springville, Ind.	1,000	1,000	1,000	1,000	37	2,500	650	eb50	700	eb14	440
39	Fort Wayne, Ind.	5,872	1,000	5,872	4,171	37	2,500	650	eb50	700	eb14	440
40	Indianapolis, Ind.	1,000	1,000	1,000	1,000	37	2,500	650	eb50	700	eb14	440
41	Jeffersonville, Ind.	1,000	1,000	1,000	1,000	40	1,980	400	eb50	700	eb14	440
42	Lafayette, Ind.	1,000	1,000	1,000	1,000	37	1,500	400	eb50	700	eb14	440
43	Logansport, Ind.	1,000	1,000	1,000	1,000	37	1,500	400	eb50	700	eb14	440
44	Mallison, Ind.	1,000	1,000	1,000	1,000	40.5	1,800	550	eb50	700	eb14	440
45	Richmond, Ind.	1,000	1,000	1,000	1,000	40.5	1,800	550	eb50	700	eb14	440
46	Richmond, Ind.	1,000	1,000	1,000	1,000	40.5	1,800	550	eb50	700	eb14	440
47	Terre Haute, Ind.	1,000	1,000	1,000	1,000	29	2,000	480	eb50	700	eb14	440
48	Berlinham, Iowa.	1,000	1,000	1,000	1,000	29	2,000	480	eb50	700	eb14	440
49	Concord Bluffs, Iowa.	1,000	1,000	1,000	1,000	43.5	1,600	460	eb50	700	eb14	440
50	Davenport, Iowa.	1,000	1,000	1,000	1,000	43	1,600	460	eb50	700	eb14	440
51	Des Moines (west side), Iowa.	1,000	1,000	1,000	1,000	43	1,600	460	eb50	700	eb14	440
52	Dubuque, Iowa.	1,000	1,000	1,000	1,000	40	1,580	450	eb50	700	eb14	440
53	Keshik, Iowa.	1,000	1,000	1,000	1,000	51	1,200	500	eb50	700	eb14	440
54	Ashland, Kansas.	1,000	1,000	1,000	1,000	66	1,200	500	eb50	700	eb14	440
55	Lawrence, Kansas.	1,000	1,000	1,000	1,000	50	1,250	400	eb50	700	eb14	440
56	Lawrence, Kansas.	1,000	1,000	1,000	1,000	50	1,250	400	eb50	700	eb14	440
57	Covington, Ky.	1,000	1,000	1,000	1,000	45	2,700	800	eb50	700	eb14	440
58	Louisville, Ky.	1,000	1,000	1,000	1,000	50	1,450	500	eb50	700	eb14	440
59	Louisville, Ky.	1,000	1,000	1,000	1,000	50	1,450	500	eb50	700	eb14	440
60	Newport, Ky.	1,000	1,000	1,000	1,000	50	1,450	500	eb50	700	eb14	440
61	Patterson, Ky.	1,000	1,000	1,000	1,000	40	1,600	460	eb50	700	eb14	440
62	New Orleans, La.	1,000	1,000	1,000	1,000	44	1,810	570	eb50	700	eb14	440
63	Augusta, Me.	1,000	1,000	1,000	1,000	37	1,500	400	eb50	700	eb14	440
64	Bangor, Me.	1,000	1,000	1,000	1,000	37	1,500	400	eb50	700	eb14	440
65	Bridford, Me.	1,000	1,000	1,000	1,000	37	1,500	400	eb50	700	eb14	440
66	Lewiston, Me.	1,000	1,000	1,000	1,000	37	1,500	400	eb50	700	eb14	440
67	Portland, Me.	1,000	1,000	1,000	1,000	38	1,400	400	eb50	700	eb14	440
68	Baltimore, Md.	1,000	1,000	1,000	1,000	38	1,400	400	eb50	700	eb14	440
69	Adams, Mass.	1,000	1,000	1,000	1,000	10	1,600	400	eb50	700	eb14	440
70	Boston, Mass.	1,000	1,000	1,000	1,000	10	1,600	400	eb50	700	eb14	440
71	Cambridge, Mass.	1,000	1,000	1,000	1,000	10	1,600	400	eb50	700	eb14	440
72	Chelsea, Mass.	1,000	1,000	1,000	1,000	10	1,600	400	eb50	700	eb14	440
73	Chillicothe, Mass.	1,000	1,000	1,000	1,000	10	1,600	400	eb50	700	eb14	440

\* From Report of the Commissioner of Education for 1877.

a Monthly salaries.

b These are maximum salaries.

c The report here given, exclusive of that of the population, is for the central school district only, which comprises about one-half of the city.

d The superintendent is also county school commissioner.

e Including 213th County.

f Including Chatham County.

g The principals of the high schools are supervisory principals of their respective districts.

A Salary of male assistant; female assistant, \$1,200.

† Exclusive of principals also.

‡ In intermediate and rural schools.

§ Of supervisors.





193	Grand Rapids, Mich.	400	325	1,904	1,398	43	84	45	40	2,980	500	1,800	595	446
194	Saginaw, Mich.					38.3				2,000	350	1,000	330	560
195	Minneapolis (west division), Minn.					39				2,500	500	1,000	375	a600
196	St. Paul, Minn.					49				a2,000	a1,350	a1,350	800	(b25) 675
197	Natchez, Miss.					38				1,270	500	975	800	675
198	Vicksburg, Miss.					47				960	420	765		
199	Hannibal, Mo.				67	38				a290	a290	1,080	540	540
200	Kansas City, Mo.				53	31	30			940	680	1,080	1,000	555
201	St. Joseph, Mo.				44	31	24	19	22	a3,500	1,000	1,800	1,000	a850
202	St. Louis, Mo.													613
203	Omaha, Neb.													
204	Concord, N. H.													
205	Dover, N. H.													
206	Manchester, N. H.	1,625	1,220	5,511	3,674	34	23	36	73	1,500	415	1,263	440	496
207	Nashua, N. H.									a1,000	a380	a1,200		a400
208	Portsmouth, N. H.										a425	a1,000		a500
209	Camden, N. J.													
210	Elizabeth, N. J.													
211	Jersey City, N. J.	10,000	5,000	31,183	17,214	46	41	30	44	2,500	1,000	1,800	1,000	540
212	Newark, N. J.					48				2,250	900	1,600	900	900
213	New Brunswick, N. J.					49				a2,500	A560	A1,000	A850	497
214	Orange, N. J.					34				4,400	675			925
215	Paterson, N. J.					42	30	25	23	2,000	600	1,180	600	492
216	Trenton, N. J.	2,500		6,429		41	24	31	34	2,000	617	1,000	600	450
217	Albany, N. Y.													
218	Albany, N. Y. († of city)	1,190	825	4,010	3,054	47	31	34	40	1,800	425	680	680	450
219	Binghamton, N. Y.	1,551		3,653		36.3				1,500	405	326	326	453
220	Brooklyn, N. Y.													
221	Buffalo, N. Y.													
222	Cohoes, N. Y.	200	150	3,789	1,663	44	36	30						540
223	Elmira, N. Y.					42	37	31	28	2,000	450	1,500	1,000	425
224	Hudson, N. Y.													
225	Ithaca, N. Y.					49.4	34.4	25.8						
226	Kingston, N. Y. († of city)	213	151	2,136	1,402	44	39	33	41	2,000	410	638	638	412
227	Lockport, N. Y.					42								400
228	Long Island City, N. Y.*					45				1,250	600	986	900	400
229	Newburgh, N. Y.					45				1,500	510	1,800	700	450
230	New York, N. Y.*					42				5,500	670	1,200	600	560
231	Ogdensburg, N. Y.					47	41	35	43	a4,500	a1,800	a3,000	a1,888	767
232	Oswego, N. Y.					43				a1,200	a350	a400		
233	Poughkeepsie, N. Y.*					43	33	19	44	1,200	448	987	495	363
234	Rochester, N. Y.*					34				1,800	425	1,350	550	375
235	Saratoga Springs, N. Y.	6,823	4,002	13,690	11,969	35	35	40	34	1,800	600	1,800	800	425
236	Schenectady, N. Y.					45.6	32.1	36.6	17	1,500	400	1,800	400	400
237	Syracuse, N. Y.									1,800	568	1,200	628	400

\* From Report of the Commissioner of Education for 1877.  
 † These are maximum salaries.  
 ‡ Monthly salaries.  
 § In mixed school.  
 ¶ In ungraded schools.  
 †† Including Adams County.  
 ††† In training or model school.  
 †††† The city superintendent is principal of all public schools.  
 ††††† The city superintendent is principal of high and grammar schools.  
 †††††† The city superintendent is principal of all public near schools.

TABLE II.—School statistics of cities containing 7,500 inhabitants and over, for 1878, &c.—Continued.

City.	Number of scholars in —				Average daily attendance per teacher, excluding special teachers, in—						Average annual salaries of—							
	Private and parochial schools.		All schools, public and private.		Primary schools.	Grammar schools.	High schools.	City normal schools.	Evening schools.	All public schools.	City superintendent.	Assistant superintendent.	Teachers in primary schools.		Principals in grammar schools.		Assistants in grammar schools.	
	Enrolled.	Average daily attendance.	Enrolled.	Average daily attendance.	61	62	63	64	65	66	67	68	69	70	71	72	73	74
1	57	58	59	60	61	62	63	64	65	66	67	68	69	70	71	72	73	74
Montgomery, Ala.																		
2 Little Rock, Ark.										53	\$1,500			\$450	\$600			\$495
3 Sacramento, Cal.										2,640	2,000			1,500	2,000			286
4 San Francisco, Cal.					50.5	41	33.5	24.4		4,000	\$8,000			1,500	2,122			2861
5 Stockton, Cal.					50	40	25			900	2,700		750	1,000	1,000			700
6 Denver, Colo. (½ of city)										2,200	440			1,000				613
7 Bridgeport, Conn.																		
8 Greenwich, Conn.																		
9 Hartford, Conn.																		
10 Meriden, Conn.																		
11 New Britain, Conn.																		
12 New Haven, Conn.					42	31	20		15	3,000	400		1,000	450	22,500			750
13 New London, Conn.										400				325	21,200			2500
14 Norwalk, Conn.									4	2,000				450	1,500			550
15 Norwich, Conn.					16	13												
16 Stamford, Conn.																		
17 Waterbury, Conn.					(41)				19	1,800								
18 Wilmington, Del.																		
19 Jacksonville, Fla.																		
20 Atlanta, Ga.																		
21 Augusta, Ga.									45	22,000				210	700			473
22 Columbus, Ga.									24.5	41,500				6500	21,500			250
23 Macon, Ga.									30	1,500			640	405	725			450
24 Savannah, Ga.					46	33	24	16		1,650				280	630			515
25 Alton, Ill.										35,800				4000	6900			5735
26 Belleville, Ill.					42	32				1,000				355	940			
27 Bloomington, Ill.									47	61,000			463	470	350			2622
28 Chicago, Ill.	18,647	18,000	70,700	58,030	60	45	35	0	20	3,000	2,250		267	1,534	1,200			2622
29 Decatur, Ill.					44	31	21		14	2,000			266	366	1,200			410









103	Grand Rapids, Mich.	2,250	886	697	1,000	1,000	1,000	28,000	(822,000)	83,000	20,000	4,000	252,000
104	Stamaw, Mich.	1,000	700	700	1,000	800	1,000	7,500	(80,000)	25,000	2,500	1,000	100,000
105	Marquette, west divi- sion, Mich.	1,400	6700	6700	1,000	800	1,000	10,000	(80,000)	20,000	2,500	1,200	240,312
106	St. Paul, Minn.	61,500	(625)	6700	61,200	61,200	61,200	7,500	(80,000)	25,000	2,500	200	81,250
107	Ypsilanti, Mich.	1,140	6550	6550	1,140	1,140	1,140	25,738	75,906	14,000	2,000	2,000	200,000
108	Ypsilanti, east divi- sion, Mich.	1,000	883	1,106	1,000	1,000	1,000	778,707	1,862,800	180,000	10,000	2,000	218,098
109	Kalamazoo, Mich.	1,880	1,200	1,200	1,880	1,880	1,880	101,000	329,000	9,100	650	650	2,321,977
110	Kalamazoo City, Mich.	1,000	1,000	1,000	1,000	1,000	1,000	294,261	(272,000)	58,100	4,000	2,000	465,190
111	St. Joseph, Mo.	2,500	1,000	1,000	2,500	2,500	2,500	13,186	58,100	6,000	2,100	2,100	141,950
112	St. Louis, Mo.	1,580	1,580	1,580	1,580	1,580	1,580	294,261	(272,000)	58,100	4,000	2,000	140,150
113	Omaha, Neb.	1,800	1,800	1,800	1,800	1,800	1,800	13,186	58,100	6,000	2,100	2,100	278,000
114	Concord, N. H.	1,000	1,000	1,000	1,000	1,000	1,000	(727,500)	(727,500)	37,794	614,979	614,979	79,800
115	Dover, N. H.	1,000	1,000	1,000	1,000	1,000	1,000	218,007	(218,007)	120,000	5,000	250	606,000
116	Manchester, N. H.	2,000	2,000	2,000	2,000	2,000	2,000	25,000	120,000	5,000	250	250	148,250
117	Nashua, N. H.	2,000	2,000	2,000	2,000	2,000	2,000	65,700	168,000	18,000	2,000	2,000	100,000
118	Portsmouth, N. H.	2,000	2,000	2,000	2,000	2,000	2,000	46,000	70,000	13,000	1,000	1,000	247,000
119	Hamden, N. J.	1,000	1,000	1,000	1,000	1,000	1,000	382,250	968,000	11,000	2,200	2,200	120,000
120	Elizabeth, N. J.	1,000	1,000	1,000	1,000	1,000	1,000	18,500	97,500	6,000	2,000	2,000	780,750
121	Jersey City, N. J.	2,500	1,000	1,000	2,500	2,500	2,500	85,000	106,000	6,000	2,000	2,000	120,000
122	Newark, N. J.	2,000	2,000	2,000	2,000	2,000	2,000	(4,761,525)	(4,761,525)	754,900	1,600	1,600	4,754,532
123	New Brunswick, N. J.	1,400	1,400	1,400	1,400	1,400	1,400	46,000	64,000	6,000	1,600	1,600	97,500
124	Orange, N. J.	1,000	1,000	1,000	1,000	1,000	1,000	64,700	110,000	30,200	30,200	30,200	200,000
125	Paterson, N. J.	1,000	1,000	1,000	1,000	1,000	1,000	11,000	19,000	7,500	2,000	2,000	40,000
126	Trenton, N. J.	1,000	1,000	1,000	1,000	1,000	1,000	11,000	19,000	7,500	2,000	2,000	147,000
127	Albany, N. Y.	1,000	1,000	1,000	1,000	1,000	1,000	8,000	28,000	6,000	6,000	6,000	302,000
128	Binghamton, N. Y.	1,000	1,000	1,000	1,000	1,000	1,000	30,000	150,000	14,000	1,000	1,000	50,000
129	Brooklyn, N. Y.	1,000	1,000	1,000	1,000	1,000	1,000	(10,000,000)	(10,000,000)	80,000	1,000	1,000	10,000,000
130	Buffalo, N. Y.	1,700	1,700	1,700	1,700	1,700	1,700	25,000	127,000	5,450	665	665	175,007
131	Elmira, N. Y.	2,000	2,000	2,000	2,000	2,000	2,000	26,140	85,000	5,450	665	665	116,015
132	Hudson, N. Y.	1,000	1,000	1,000	1,000	1,000	1,000	103,000	284,000	45,300	6,700	6,700	530,000
133	Ithaca, N. Y.	1,000	1,000	1,000	1,000	1,000	1,000	23,000	28,000	2,000	1,000	1,000	66,000
134	Lockport, N. Y.	1,800	1,800	1,800	1,800	1,800	1,800	23,000	28,000	2,000	1,000	1,000	70,000
135	Kingston, N. Y. (§ of city)	1,620	1,620	1,620	1,620	1,620	1,620	25,000	70,000	3,000	2,000	2,000	302,000
136	Lockport, N. Y.	1,800	1,800	1,800	1,800	1,800	1,800	30,000	150,000	14,000	1,000	1,000	50,000
137	Long Island City, N. Y.*	1,800	1,800	1,800	1,800	1,800	1,800	(10,000,000)	(10,000,000)	80,000	1,000	1,000	10,000,000
138	Newburgh, N. Y.	1,800	1,800	1,800	1,800	1,800	1,800	25,000	70,000	3,000	2,000	2,000	302,000
139	New York, N. Y.	1,800	1,800	1,800	1,800	1,800	1,800	25,000	70,000	3,000	2,000	2,000	302,000
140	New York, N. Y.	1,800	1,800	1,800	1,800	1,800	1,800	25,000	70,000	3,000	2,000	2,000	302,000
141	Orleansburg, N. Y.	6700	6700	6700	6700	6700	6700	25,000	70,000	3,000	2,000	2,000	302,000
142	Oswego, N. Y.	1,150	1,150	1,150	1,150	1,150	1,150	25,000	70,000	3,000	2,000	2,000	302,000
143	Poughkeepsie, N. Y.*	1,800	1,800	1,800	1,800	1,800	1,800	25,000	70,000	3,000	2,000	2,000	302,000
144	Rocheater, N. Y.*	1,800	1,800	1,800	1,800	1,800	1,800	25,000	70,000	3,000	2,000	2,000	302,000
145	Saratoga Springs, N. Y.	1,000	1,000	1,000	1,000	1,000	1,000	25,000	70,000	3,000	2,000	2,000	302,000
146	Schenectady, N. Y.	1,000	1,000	1,000	1,000	1,000	1,000	25,000	70,000	3,000	2,000	2,000	302,000

\* From Report of the Commissioner of Education for 1877.  
 † These are maximum salaries.  
 ‡ Monthly salaries.  
 § Including Adams County.  
 ¶ For German teachers.  
 †† For permanent and bookkeeping.  
 ††† Vice principals.





STATISTICAL TABLE.

103	Grand Rapids, Mich.	2,250	386	687	1,000	1,000	28,000	30,000	4,000	855,000
104	Saginaw, Mich.*	1,000	700	500	500	500	(852,000)	5,000	1,000	100,000
105	Minneapolis (west divi- son), Minn.	1,400	700	700	800	1,000	(825,000)	14,500	2,000	321,000
106	St. Paul, Minn.	a1,500	a1,200	a700	a1,200	a1,200	(80,000)	1,200	1,200	244,212
107	Natchez, Miss. c	(225)								28,200
108	Violsburg, Miss.									22,500
109	Hannibal, Mo.	a5140	a888	a800	a1,400	a1,400	10,000	2,500	200	20,500
110	Kansas City, Mo.	b140	988	860	1,000	1,000	7,500	5,800	200	20,000
111	St. Joseph, Mo.	2,500	1,000	1,000	1,400	1,400	75,908	14,000	2,000	318,000
112	St. Louis, Mo.	1,500	1,200	1,200	1,400	1,400	1,882,800	180,000	560	2,821,007
113	Osaka, Nohr.	1,500	1,200	1,200	1,400	1,400	101,000	9,150	200	435,100
114	Concord, N. H.									141,550
115	Dover, N. H.									140,150
116	Manchester, N. H.	1,800	950	588	1,200	1,200	(272,000)	4,000	2,000	378,000
117	Nashua, N. H.	a3,000	a700	a700	a1,000	a1,000	284,381	5,000	5,000	589,381
118	Portsmouth, N. H.	a1,500	a1,000	a1,000	a1,000	a1,000	18,100	58,100	2,100	70,300
119	Camden, N. J.									440,500
120	Elizabeth, N. J.									100,000
121	Jersey City, N. J.	2,500	1,400	900	1,000	1,000	(727,500)	27,784	a14,979	770,272
122	Newark, N. J.	a3,000	{ 1,050 1,250 }	{ 625 725 }	{ 800 800 }	{ 800 800 }	318,000	(593,000)		884,000
123	New Brunswick, N. J.	2,400	800	800	800	800	28,000	5,000	250	148,250
124	Orange, N. J.	1,400	500	500	500	500	68,700	13,000	200	100,000
125	Peterboro, N. J.	1,500	a1,400	1,000	1,000	1,000	48,000	13,000	1,000	247,500
126	Trenton, N. J.	1,300	800	800	800	800	70,000	13,000	1,000	130,000
127	Albany, N. Y.	1,300	800	800	800	800	162,250	568,500	2,300	784,750
128	Albany, N. Y.	1,800	1,000	875	800	800	18,500	11,000	2,000	130,300
129	Binghamton, N. Y.	a1,600	1,000	680	800	800	58,000	6,000	2,800	224,588
130	Brooklyn, N. Y.						(4,700,553)			4,760,552
131	Buffalo, N. Y.	1,700	500	800	750	750	(754,800)	6,000	1,500	754,800
132	Cobles, N. Y.	2,000					64,700	210,300	30,200	305,200
133	Elmira, N. Y.						(82,500)			28,500
134	Hudson, N. Y.									147,000
135	Ithaca, N. Y.	1,000	500	540	500	500	11,000	18,500	2,000	40,000
136	Lockport, N. Y. (4 of city)	1,620	700	700	800	800	55,000	48,000	6,000	147,000
137	Long Island City, N. Y.	1,800	925	768	1,200	1,200	23,000	70,000	2,000	302,000
138	Newburgh, N. Y.	1,800	1,300	700	400	400	8,000	8,000	a5,000	50,000
139	New York, N. Y.	1,800	1,300	700	600	400	30,000	150,000	1,000	101,000
140	Ogdensburg, N. Y.	a700	a500	a500			(10,000,000)	18,000	1,000	10,000,000
141	Onwego, N. Y.	1,150	680	680			12,000	(30,000)		42,000
142	Poughkeepsie, N. Y.	1,800	508	508	700	700	28,140	127,000	(31,867)	175,007
143	Rochester, N. Y.	1,800	700	700			103,000	88,000	5,450	118,015
144	Saratoga Springs, N. Y.	a1,000	1,225	700	600	600	22,000	384,000	48,300	670,000
145	Schenectady, N. Y.	a1,000	1,225	550	a600	a600	84,000	28,000	1,000	66,000
146	Schenectady, N. Y.						(70,000)			70,000

\* For pennant and bookkeeping.  
 † Vice principals.

c Including Adams County.  
 d For German teacher.  
 e Δ, paratus and books.

\* From Report of the Commissioner of Education for 1877.  
 † These are maximum salaries.  
 ‡ Monthly salaries.

TABLE II.—School statistics of cities containing 7,500 inhabitants and over, for 1978, *etc.*—Continued.

City.	Average annual salaries of—										Estimated real value of property used for school purposes.				
	Principals in high schools.		Assistants in high schools.		Principals in normal schools.		Teachers in evening schools.		Special teachers.		Grounds or sites	Buildings	Furniture	Apparatus	Total
	Male	Female	Male	Female	Male	Female	Male	Female	Music.	Drawing.					
147 Syracuse, N. Y.	\$2,000		\$1,400	\$675		\$775	\$475		\$800		\$158,000	\$370,000	\$38,700	\$6,000	\$768,700
148 Troy, N. Y.											(285,000)				233,000
149 Utica, N. Y.	1,750		1,025	613		49	\$32		\$1,000		90,503	\$10,130	\$7,328	1,119	468,864
150 Watertown, N. Y.											(93,000)				85,000
151 Yonkers, N. Y.															101,000
152 Akron, Ohio.	\$1,200			750		500	300		400		14,000	60,000	4,000	200	100,000
153 Canton, Ohio.	1,000			625		600	400		600		25,000	90,000	10,000	255,000	84,200
154 Chillicothe, Ohio.	\$1,200			870		600	450		600						150,000
155 Cincinnati, Ohio.	2,600		1,900	1,175		1,800	660		1,800		616,333	884,122	61,728	90,942	1,900,000
156 Cleveland, Ohio.	2,100		1,245	850		82,300	6700		2,100		179,800	885,654	84,430	2,000	1,663,035
157 Columbus, Ohio.	2,200		1,160	812		82,300	6700		1,500		114,000	210,000	25,000	2,000	601,914
158 Dayton, Ohio.	3,000		1,200	1,200		1,500	440		1,200		10,000	200,000	10,000	1,000	851,000
159 Hamilton, Ohio.	900			850		800	500		800		10,000	180,000	8,000	600	160,000
160 Mansfield, Ohio.	775			675		600	400		600		10,000	78,000	6,000	95,000	100,000
161 Newark, Ohio.	1,000			600		600	400		900		10,000	78,000	6,000	95,000	100,000
162 Portsmouth, Ohio.	1,100			600		600	400		900		10,000	78,000	6,000	95,000	100,000
163 Sandusky, Ohio.	1,200			700		700	500		500		25,000	140,000	5,000	800	180,800
164 Springfield, Ohio.	1,200		700	700		700	500		500		40,000	110,000	5,000	800	160,000
165 Steubenville, Ohio.	1,200			650		650	400		400		12,000	91,000	8,000	200	111,200
166 Toledo, Ohio.	1,000			650		650	400		400		125,000	875,000	50,000	1,000	651,000
167 Youngstown, Ohio.															138,563
168 Zanesville, Ohio.	1,700		1,050	1,050		1,050	1,100		1,100		(92,928)		8,106	200	171,500
169 Portland, Oreg.															107,254
170 Allegheny, Pa.	504	380		450					1,000						883,031
171 Allentown, Pa.															400,000
172 Altoona, Pa.	720			280							15,000	44,000	4,000	200	66,200
173 Carlisle, Pa.	1,000			713							5,000	28,000	3,500	500	35,500
174 Chester, Pa.	1,480	480		640							85,610	59,500	7,841	100	100,651
175 Danville, Pa.				463											60,000
176 Easton, Pa.	4105	495		463							(244,000)	10,700	600	800	305,300

STATISTICAL TABLES.

177	Erie, Pa.	1,100	900	675	600	1,945	442	630	650	475	2,500	368,750	21,131	2,500	292,229
178	Harrisburg, Pa.	480	480	600	600	600	600	600	600	475	2,500	368,750	21,131	2,500	412,851
179	New Castle, Pa.	1,300	480	400	400	1,945	442	630	650	475	2,500	368,750	21,131	2,500	147,000
180	New Castle, Pa.	2,402	1,678	400	400	1,945	442	630	650	475	2,500	368,750	21,131	2,500	43,700
181	Philadelphia, Pa.	1,000	280	450	450	37	37	37	37	37	7,400	39,400	3,200	700	100,555
182	Philadelphia, Pa.	1,000	280	450	450	37	37	37	37	37	7,400	39,400	3,200	700	5,052,538
183	Pittsburgh, Pa.	6d126	6d126	6d126	6d126	6d126	6d126	6d126	6d126	6d126	6d126	6d126	6d126	6d126	2,000,000
184	Pottsville, Pa.	1,000	280	450	450	37	37	37	37	37	7,400	39,400	3,200	700	180,000
185	Reading, Pa.	1,000	280	450	450	37	37	37	37	37	7,400	39,400	3,200	700	295,000
186	Shenandoah, Pa.	1,000	280	450	450	37	37	37	37	37	7,400	39,400	3,200	700	275,000
187	Shenandoah, Pa.	1,000	280	450	450	37	37	37	37	37	7,400	39,400	3,200	700	80,000
188	Wilkes-Barre, Pa., third district.	6d126	6d126	6d126	6d126	6d126	6d126	6d126	6d126	6d126	6d126	6d126	6d126	6d126	125,000
189	Williamsport, Pa.	890	675	620	620	620	620	620	620	620	620	620	620	620	208,008
190	York, Pa.	1,150	675	620	620	620	620	620	620	620	620	620	620	620	1,450,000
191	Newport, R. I.	83,600	82,200	81,200	81,200	81,200	81,200	81,200	81,200	81,200	81,200	81,200	81,200	81,200	149,000
192	Providence, R. I.	82,100	81,400	80,700	80,700	80,700	80,700	80,700	80,700	80,700	80,700	80,700	80,700	80,700	125,000
193	Warwick, R. I.	1,500	600	600	600	600	600	600	600	600	600	600	600	600	18,800
194	Woonsocket, R. I.	1,500	600	600	600	600	600	600	600	600	600	600	600	600	21,600
195	Charleston, S. C.	6d190	6d190	6d190	6d190	6d190	6d190	6d190	6d190	6d190	6d190	6d190	6d190	6d190	139,050
196	Charleston, S. C.	6d190	6d190	6d190	6d190	6d190	6d190	6d190	6d190	6d190	6d190	6d190	6d190	6d190	168,500
197	Charleston, S. C.	6d190	6d190	6d190	6d190	6d190	6d190	6d190	6d190	6d190	6d190	6d190	6d190	6d190	14,350
198	Knoxville, Tenn.	61,125	61,125	61,125	61,125	61,125	61,125	61,125	61,125	61,125	61,125	61,125	61,125	61,125	24,250
199	Memphis, Tenn.	1,800	1,200	700	700	700	700	700	700	700	700	700	700	700	84,000
200	Nashville, Tenn.	1,800	1,200	700	700	700	700	700	700	700	700	700	700	700	58,000
201	Houston, Tex.	6d100	6d100	6d100	6d100	6d100	6d100	6d100	6d100	6d100	6d100	6d100	6d100	6d100	24,250
202	Burlington, Va.	1,000	800	800	800	800	800	800	800	800	800	800	800	800	18,000
203	Alexandria, Va.	1,000	800	800	800	800	800	800	800	800	800	800	800	800	21,600
204	Lynchburg, Va.	640	480	480	480	480	480	480	480	480	480	480	480	480	139,050
205	Norfolk, Va.	1,125	675	418	418	418	418	418	418	418	418	418	418	418	168,500
206	Petersburg, Va.	1,125	675	418	418	418	418	418	418	418	418	418	418	418	14,350
207	Portsmouth, Va.	61,200	61,000	60,500	60,500	60,500	60,500	60,500	60,500	60,500	60,500	60,500	60,500	60,500	24,250
208	Richmond, Va.	1,500	1,200	700	700	700	700	700	700	700	700	700	700	700	84,000
209	Wheeling, W. Va.	1,500	1,200	700	700	700	700	700	700	700	700	700	700	700	58,000
210	Fond du Lac, Wis.	1,800	1,200	700	700	700	700	700	700	700	700	700	700	700	24,250
211	Janesville, Wis.	1,800	1,200	700	700	700	700	700	700	700	700	700	700	700	84,000
212	La Crosse, Wis.	1,800	1,200	700	700	700	700	700	700	700	700	700	700	700	58,000
213	Madison, Wis.	2,250	1,650	1,050	1,050	1,050	1,050	1,050	1,050	1,050	1,050	1,050	1,050	1,050	80,625
214	Milwaukee, Wis.	1,750	1,200	750	750	750	750	750	750	750	750	750	750	750	100,000
215	Oshkosh, Wis.	1,620	1,100	700	700	700	700	700	700	700	700	700	700	700	680,579
216	Racine, Wis.	1,000	800	800	800	800	800	800	800	800	800	800	800	800	80,100
217	Georgetown, D. C.	1,000	1,200	750	750	750	750	750	750	750	750	750	750	750	885,892
218	Washington, D. C.	1,000	1,200	750	750	750	750	750	750	750	750	750	750	750	885,892

<sup>a</sup> From Report of Commissioner of Education for 1877. <sup>b</sup> These are maximum salaries. <sup>c</sup> Monthly salaries. <sup>d</sup> Apparatus and books. <sup>e</sup> For French and German teachers. <sup>f</sup> These statistics are for white schools only; for statistics of colored schools, see Table I.



	9, 114, 756	8, 085, 233	8	9	5, 785	(3, 721)	8, 518	30, 516	(c)	10	40, 100	10	126
Deocatur, Ill.	9, 000, 000	4, 500, 000	2	4	2, 246		8, 394	57, 977	413	12, 000	40, 100	10	126
Freeport, Ill.	8, 000, 000	2, 898, 530	2	4	0	627	8, 802	20, 907		140	41, 048		514
Galesburg, Ill.	8, 000, 000	2, 045, 080	4, 37	7	0		8, 828	45, 923		92	2, 227		106
Jacksonville, Ill.	3, 240, 080	6, 997, 854	2, 3	6	704	398	10, 064	80, 480		268	50, 660		548
Peoria, Ill.	21, 428, 000	8, 280, 500	2, 3	4, 78	184		8, 258	34, 118		210	11, 006		2, 50
Quincy, Ill.	18, 000, 000	4, 200, 000	5	5	7, 315	74, 878	30, 040	37, 889		5	103, 065		938
Rockford, Ill.	12, 000, 000	2, 200, 000	7	7	1, 683		30, 640	37, 889		20	2, 484		1, 363
Rock Island, Ill.	6, 200, 000	11, 785, 140	4, 3	4, 3	27, 719	7, 878	60, 000, 000	316, 065		21	21, 806		1, 761
Evansville, Ind.	11, 785, 140	2, 600, 000	2	2	95, 878	685	183, 764	183, 764		50	23, 003		10, 684
Fort Wayne, Ind.	2, 600, 000	11, 000, 000	4	4	4, 600		7, 088	9, 887		825			1, 154
Indianapolis, Ind.	14, 000, 000	6, 000, 000	3, 5	4	3, 913		14, 037	15, 361		72	33, 073		62
Jeffersonville, Ind.	4, 400, 000	8, 381, 005	2, 8	4	3, 913		14, 037	15, 361		72	33, 073		62
Lafayette, Ind.	10, 600, 000	14, 000, 000	4, 1	4, 1	23, 960		114, 402	10, 181		17, 449	15, 000		15, 000
Logansport, Ind.	25, 000, 000	4, 000, 000	2, 4	2, 4	20, 071		114, 402	10, 181		428	48, 960		17, 500
Madison, Ind.	4, 000, 000	8, 381, 005	2, 8	4	3, 913		14, 037	15, 361		72	33, 073		62
Richmond, Ind.	10, 600, 000	14, 000, 000	4, 1	4, 1	23, 960		114, 402	10, 181		428	48, 960		17, 500
South Bend, Ind.	25, 000, 000	4, 000, 000	2, 4	2, 4	20, 071		114, 402	10, 181		428	48, 960		17, 500
Terre Haute, Ind.	4, 000, 000	8, 381, 005	2, 8	4	3, 913		14, 037	15, 361		72	33, 073		62
Burlington, Iowa	5, 400, 000	2, 253, 148	6	6	17, 751	5, 000	3, 264, 743	58, 146		269	87, 811		188
Council Bluffs, Iowa	16, 000, 000	4, 590, 251	4	14	45, 880	(11, 658)	3, 264, 743	58, 146		43	87, 811		188
Davenport, Iowa	7, 083, 000	2, 515, 500	6, 5	13	1, 886	(15, 811)	3, 264, 743	58, 146		269	87, 811		188
Des Moines, west side, Ia.	9, 000, 000	6, 294, 585	9	9	4, 483	4, 949	3, 264, 743	58, 146		41	87, 811		188
Dubuque, Iowa	11, 011, 680	9, 000, 000	9	9	1, 483	4, 860	3, 264, 743	58, 146		41	87, 811		188
Keokuk, Iowa	4, 800, 000	3, 000, 000	8	13	186	4, 860	4, 802	24, 961		380	40, 879		2, 859
Atchison, Kans.	1, 989, 400	1, 989, 400	10	10	3, 949		1, 905	19, 144		144	25, 142		400
Lawrence, Kans.	8, 185, 000	14, 000, 000	1, 4	2	3, 000		4, 500	16, 000		1, 643	27, 642		400
Leavenworth, Kans.	20, 000, 000	4, 823, 759	1, 5	2	0		4, 500	16, 000		2, 000	27, 642		400
Covington, Ky.	64, 018, 242	64, 018, 242	2, 75	2, 75	0	0	18, 000	26, 000		2, 000	27, 642		400
Lexington, Ky.	64, 018, 242	64, 018, 242	2, 75	2, 75	0	0	9, 480	7, 800		70	18, 120		1, 450
Louisville, Ky.	6, 000, 000	2, 200, 000	1, 71	2	1, 585		77, 878	157, 880		1, 482	31, 500		32, 000
Newport, Ky.	2, 500, 000	88, 669, 500	1, 71	2	1, 687		12, 415	157, 880		1, 482	31, 500		32, 000
Paducah, Ky.	6, 000, 000	88, 669, 500	1, 71	2	1, 687		12, 415	157, 880		1, 482	31, 500		32, 000
New Orleans, La.	9, 094, 100	5, 082, 000	2, 83	2, 83	0	0	5, 417	6, 450		18	9, 597		0
Bangor, Me.	11, 873, 558	30, 671, 154	1, 7	4, 31	0	0	24, 878	161, 889		188	777		0
Baldwin, Me.	30, 671, 154	30, 671, 154	1, 7	4, 31	0	0	24, 878	161, 889		188	777		0
Portland, Me.	250, 000, 000	11, 141, 767	2, 58	4, 31	0	0	24, 878	161, 889		188	777		0
Baltimore, Md.	6, 085, 000	689, 940, 897	2, 58	4, 31	0	0	24, 878	161, 889		188	777		0
Adams, Mass.	49, 610, 140	18, 410, 612	3, 8	3, 8	0	0	24, 878	161, 889		188	777		0
Boston, Mass.	18, 410, 612	4, 940, 397	72	72	0	0	24, 878	161, 889		188	777		0
Cambridge, Mass.	4, 940, 397	4, 940, 397	72	72	0	0	24, 878	161, 889		188	777		0
Chelsea, Mass.	4, 940, 397	4, 940, 397	72	72	0	0	24, 878	161, 889		188	777		0
Chillicothe, Mass.	4, 940, 397	4, 940, 397	72	72	0	0	24, 878	161, 889		188	777		0

\* From Report of the Commissioner of Education for 1877.  
 † For which cash bonds were issued.  
 ‡ Amount received from temporary and permanent funds.  
 § Balance on hand from last school year is not included in this total.  
 ¶ Includes \$24,226 for building.  
 †† Including Chatham County.  
 ††† For which sum bonds were issued.  
 †††† About \$600 per annum is used by superintendent in buying maps, charts, books, &c.  
 ††††† Includes funds from different sources.  
 †††††† Estimated.

A Whole amount received from State, including interest on all funds.



102	East Saginaw, Mich	7,750,000	2,580,000	5	15	482	2,559	489	620	4,064	42,187	129	8,894	48,800	5,000	1,264	1,280
103	Grand Rapids, Mich	20,000,000	2,833,344	8	6.75	21,928	1,863				58,982	1,104	1,082	88,790	7,000	2,000	1,967
104	Saginaw, Mich	6,123,708	1,831,427	2.6	3.83	7,067		(27,522)			26,083	102	1,022	238	82,830	325	
105	Minneapolis, Minn*	18,800,000	22,701,512	4	1.24	18,378	0	(264,293)	0	7,219	1,480	1,480	946	82,861	9,000	1,649	
106	St. Paul, Minn	3,800,000	3,350,000	4	2.75	6,501	0			4,378	8,900	8,900	12,527	9,025			
107	Natchez, Miss	3,900,000	2,780,000	4	4	2,824	0			6,264	50,000	250	11,800	76,046	11,000	89	
108	Vicksburg, Miss	5,000,000	8,400,000	4	4	2,034	6,600	3,238	1,833	8,517	60,000	10	33	71,046		1,200	
109	Hannibal, Mo	8,400,000	8,500,000	4	7	167,864	79,273	1,828		86,117	891,000	5,582	47,427	1,187,090	175,908	12,913	13,999
110	Kansas City, Mo	8,500,000	172,410,730	3.23	2.5	1,277				1,277	80,149	5,824	17,752	87,172	8,900	219	
111	St. Joseph, Mo	229,880,975	5,626,728	2.5	9	1,673	0			32,648	32,945		1,795	24,343			
112	St. Louis, Mo	30,000,000	15,882,678	2.8	2.9	1,673	0			1,824	46,867	274	0	60,148	2,211	504	0
113	Omaha, Neb	20,000,000	8,291,704	2.8	2.9	6,625	0			16,270	8,500	140	1,064	26,229		100	
114	Concord, N. H	20,000,000	8,369,486	1.8	1.24	42,449				42,449	26,670	38	1,072	72,000		500	
115	Dover, N. H	10,000,000	10,000,000	1.8	1.24	26,681				26,681	10,000			37,650			
116	Manchester, N. H	20,000,000	60,404,281	3	4	0	11,773	0	0	183,227	77,864			222,484	3,448	1,000	
117	Nashua, N. H	8,291,704	78,623,618	0.25	2.5	2,204		271		148,641	60,000	480	18	206,100			
118	Portsmouth, N. H	10,000,000	5,638,845	0.25	2.5	2,204				19,597	14,125	613	7	34,839			
119	Camden, N. J	20,000,000	19,150,861	1.67	2	12,860	2,939			32,097	7,000			82,066	683		
120	Elizabeth, N. J	120,898,562	12,933,068	1.6	1.6	70,122				15,541	9,217			82,871			
121	Jersey City, N. J	78,523,618	9,009,825	1.67	2	10,991	767			11,968	28,879	1,161	2,873	54,008	74		
122	Newark, N. J	11,276,690	5,811,022	3.4	4.3	7,423				10,164	863,092	560	8,930	53,310	3,453	1,318	
123	New Brunswick, N. J	11,276,690	115,603	3.4	4.3	364,117				285,149	238,902	560	1,607	641,288	1,372	623	766
124	Orange, N. J	20,000,000	19,150,861	1.67	2	32,051	14,569			10,646	44,205	39	1,607	441,878	(298,702)		
125	Paterson, N. J	20,000,000	12,933,068	1.6	1.6	18,610				5,168	44,205	79	65,001	65,001	5,462	1,452	
126	Trenton, N. J	10,000,000	12,933,068	1.6	1.6	32,051	14,569			10,646	44,205	39	1,607	441,878	5,462	2,290	1,189
127	Albany, N. Y	9,009,825	2,535,829	2.9	6.3	1,896				5,168	15,099	1,258	59	12,768	(722)		
128	Binghamton, N. Y	12,012,450	6,506,965	3	3.6	7,005	587			7,005	15,099	1,258	59	12,768	204		
129	Auburn, N. Y	7,263,777	5,000,000	1.9	2.9	6,441	478	280		6,441	16,714	625	64	23,428	887	1,180	1,470
130	Brooklyn, N. Y	18,000,000	4,719,034	2.5	8.5	8,923	478			6,396	19,000	2,566	56	40,427	689	2,163	2,008
131	Buffalo, N. Y	18,000,000	9,273,035	2.5	8.5	2,456				9,377	27,000	32	1,929	38,832	1,929	32	
132	Cohoes, N. Y	12,080,866	1,292,942,859	1.069	1.069	637,085				11,135	32,607	527	745	44,272	745	1,869	8,784
133	Elmira, N. Y	13,730,918	2,248,194	4	4	7,109				6,679	10,442	0	0	3,376,746	(442,365)		
134	Hudson, N. Y	5,500,000	10,711,170	3	3	6,715				6,679	10,442	0	0	24,230	0	65	120
135	Ithaca, N. Y	5,500,000	6,506,965	3	3.6	8,923				11,518	31,427	283	485	38,910	221	254	16
136	Kingston, N. Y. (of city)	10,000,000	5,000,000	1.9	2.9	19,369	587			11,518	31,427	283	485	38,910	221	254	16
137	Lockport, N. Y.	10,000,000	6,506,965	3	3.6	20,547	478			42,180	129,498	819	865	56,017	28,380	2,083	1,448
138	Newburgh, N. Y.	18,000,000	4,719,034	2.5	8.5	2,456				6,264	17,464	93	119	20,174	28,380	2,083	1,448
139	Oneida, N. Y.	18,000,000	9,273,035	2.5	8.5	2,456				6,264	17,464	93	119	20,174	28,380	2,083	1,448
140	New York, N. Y.	1,292,942,859	31,051,693	2.4	2.4	170				31,467	75,000	966	1,619	109,172	2,500	4,476	8,809
141	Ogdensburg, N. Y.	2,248,194	19,190,625	1.7	2.5	17,837				30,126	75,000	966	1,619	109,172	2,500	4,476	8,809
142	Oswego, N. Y.	10,711,170	19,190,625	1.7	2.5	30,437				21,040	50,000	800	1,010	123,963	2,003	(13,270)	151
143	Poughkeepsie, N. Y.	25,000,000	6,506,965	3	3.6	17,837				7,985	21,000	800	1,010	123,963	2,003	(13,270)	151
144	Rochester, N. Y.	50,200,775	2,400,000	7	7	30,437				7,985	21,000	800	1,010	123,963	2,003	(13,270)	151
145	Saratoga Springs, N. Y.	12,000,000	31,051,693	2.4	2.4	170				31,467	75,000	966	1,619	109,172	2,500	4,476	8,809
146	Schenectady, N. Y.	31,051,693	19,190,625	1.7	2.5	30,437				7,985	21,000	800	1,010	123,963	2,003	(13,270)	151
147	Syracuse, N. Y.	31,051,693	19,190,625	1.7	2.5	30,437				7,985	21,000	800	1,010	123,963	2,003	(13,270)	151
148	Troy, N. Y.	23,285,787	19,190,625	1.7	2.5	30,437				7,985	21,000	800	1,010	123,963	2,003	(13,270)	151
149	Utica, N. Y.	23,285,787	19,190,625	1.7	2.5	30,437				7,985	21,000	800	1,010	123,963	2,003	(13,270)	151
150	Watertown, N. Y.	23,285,787	19,190,625	1.7	2.5	30,437				7,985	21,000	800	1,010	123,963	2,003	(13,270)	151

\* From Report of the Commissioner of Education for 1877.   
 † From county tax.   
 ‡ Includes Adams County.   
 § Includes \$466 used by city council.   
 ¶ Includes \$466 used by city council.   
 †† From taxation.   
 ‡‡ Includes amount received from taxation.   
 ††† Includes amount received from taxation.

TABLE II.—School statistics of cities containing 7,500 inhabitants and over, for 1878, *fo.*—Continued.

City.	Total taxable property in the city.		Tax for school purposes.		Amount received from interest on permanent fund.				Receipts.		Expenditures.			
	Estimated cash value.	Assessed valuation.	Mills per dollar of cash value.	Mills assessed value.	State.	County.	Local.	Amount received from taxation.	Amount received from tuition fees.	Amount received from all other sources.	Total receipts.	Sites and buildings.	Furniture and apparatus.	Literature.
151 Yonkers, N. Y.	89,000,000	\$21,114,118	4.8	5	96	97	98	100	101	102	103	104	105	106
152 Akron, Ohio	7,000,000	5,000,000	4.8	5	96	97	98	100	101	102	103	104	105	106
153 Canton, Ohio	5,000,000	5,000,000	2.1	2.1	96	97	98	100	101	102	103	104	105	106
154 Chillicothe, Ohio	10,000,000	170,000,000	2.4	2.4	96	97	98	100	101	102	103	104	105	106
155 Cincinnati, Ohio	300,000,000	70,120,000	1.5	1.5	96	97	98	100	101	102	103	104	105	106
156 Cleveland, Ohio	210,418,917	57,000,000	3.5	3.5	96	97	98	100	101	102	103	104	105	106
157 Columbus, Ohio	45,500,000	37,000,000	3.6	3.6	96	97	98	100	101	102	103	104	105	106
158 Dayton, Ohio	80,000,000	16,000,000	3.6	3.6	96	97	98	100	101	102	103	104	105	106
159 Hamilton, Ohio	5,000,000	6,188,314	2.5	2.5	96	97	98	100	101	102	103	104	105	106
160 Mansfield, Ohio	5,500,000	4,635,510	4.8	4.8	96	97	98	100	101	102	103	104	105	106
161 Newark, Ohio	2,800,000	2,800,000	2.0	2.0	96	97	98	100	101	102	103	104	105	106
162 Portsmouth, Ohio	5,000,000	5,000,000	5.5	5.5	96	97	98	100	101	102	103	104	105	106
163 Sandusky, Ohio	10,000,000	4,020,854	2.9	2.9	96	97	98	100	101	102	103	104	105	106
164 Springfield, Ohio	9,515,456	9,515,456	4.5	4.5	96	97	98	100	101	102	103	104	105	106
165 Steubenville, Ohio	6,000,000	5,200,000	4.83	4.83	96	97	98	100	101	102	103	104	105	106
166 Toledo, Ohio	18,970,070	18,970,070	6	6	96	97	98	100	101	102	103	104	105	106
167 Youngstown, Ohio	15,000,000	8,500,000	4.73	4.73	96	97	98	100	101	102	103	104	105	106
168 Zanesville, Ohio	15,000,000	55,020,811	4.10	4.10	96	97	98	100	101	102	103	104	105	106
169 Portland, Ore.	170	55,020,811	2.75	2.75	96	97	98	100	101	102	103	104	105	106
170 Allegheny, Pa.	9,150,750	1,900,000	4	4	96	97	98	100	101	102	103	104	105	106
171 Allentown, Pa.	5,800,000	1,900,000	4	4	96	97	98	100	101	102	103	104	105	106
172 Altoona, Pa.	2,000,000	6,685,280	4	4	96	97	98	100	101	102	103	104	105	106
173 Carbondale, Pa.	8,914,078	9,274,201	8	8	96	97	98	100	101	102	103	104	105	106
174 Chester, Pa.	9,201,624	9,201,624	4	4	96	97	98	100	101	102	103	104	105	106
175 Danville, Pa.	62,430,977	615,329,963	4	4	96	97	98	100	101	102	103	104	105	106
176 Easton, Pa.	17,004,871	5,668,987	4	4	96	97	98	100	101	102	103	104	105	106
177 Erie, Pa.			4	4	96	97	98	100	101	102	103	104	105	106
178 Harrisburg, Pa.			4	4	96	97	98	100	101	102	103	104	105	106







STATISTICAL TABLES.

	8,000	2,000	15,385	1,515	790	0	0	1,313	771	29,910	13,10	8 81
29 Doester, Ill*	0	0	15,385	1,515	790	0	0	1,313	771	29,910	13,10	8 81
30 Freeport, Ill*	0	(14,989)	14,989	1,362	810	0	0	1,888	450	34,508		
31 Glasgow, Ill	4,163	1,800	17,070	1,047	671	470	0	1,888	1,200	37,401	16 23	3 74
32 Jacksonville, Ill	0	(16,330)	16,330	1,359	81,005	250	0	1,600	27,809	48,844	10 68	2 80
33 Joliet, Ill*	0	0	0	1,895	1,228	875	0	1,600	2,603	41,632	11 20	2 87
34 Peoria, Ill	6,683	1,438	28,568	1,800	2,000	100	0	1,600	2,603	41,164	12 87	3 26
35 Quincy, Ill	1,285	3,000	16,740	2,684	756	100	0	1,353	189	68,628		4 20
36 Rockford, Ill*	0	0	0	1,895	1,228	875	0	1,600	2,603	41,632		
37 Rock Island, Ill	0	0	0	1,895	1,228	875	0	1,600	2,603	41,632		
38 Evansville, Ind	14,143	8,000	69,980	3,374	1,800	84	0	368	642,786	102,688	17 62	8 43
39 Fort Wayne, Ind	3,806	5,000	33,075	2,470	4,900	239	0	6,786	1,840	205,487	13 23	3 33
40 Indianapolis, Ind	0	0	0	7,225	3,000	8,000	0	219	1,512	205,487		
41 Jeffersonville, Ind*	0	0	0	7,225	3,000	186	0	219	864	19,126		
42 Lafayette, Ind*	11,574	1,500	14,155	1,193	1,600	0	0	1,000	149	31,732	13 74	3 89
43 Logansport, Ind	0	200	18,000	1,300	800	200	0	2,000	12,116	49,316		4 78
44 Madison, Ind	0	1,800	21,600	2,820	1,100	750	0	2,500	50	45,470	13 92	
45 Richmond, Ind	0	2,500	11,200	882	1,000	600	0	40	4,064	17,068		
46 South Bend, Ind*	0	2,500	41,586	2,993	1,610	200	0	1,320	1,480	82,677	15 42	2 04
47 Terre Haute, Ind	13,100	2,000	33,450	3,470	3,014	463	0	1,879	2,211	66,833	17 08	6 03
48 Burlington, Iowa*	15,844	1,600	16,006	2,061	4,424	477	0	3,912	2,211	44,829	17 08	4 04
49 Council Bluffs, Iowa	0	1,600	20,795	4,617	1,850	23	0	1,436	1,436	80,969	17 08	4 04
50 Davenport, Iowa	0	0	0	1,722	1,338	1,420	0	1,454	6,861	48,384	13 96	3 00
51 Des Moines, west side, Ia	0	0	0	3,972	1,816	1,068	0	1,742	1,437	48,384	13 96	3 84
52 Drake, Iowa	0	0	0	1,476	1,476	68	0	350	1,000	35,340		
53 Keokuk, Iowa*	0	1,200	28,089	1,890	800	120	0	400	4,778	32,640		
54 Atchison, Kans*	6,572	1,500	8,576	1,000	828	501	0	616	75	23,480	9 78	1 60
55 Lawrence, Kans	18,200	1,200	9,876	1,300	550	500	0	1,416	75	10,800	16 20	2 15
56 Leavenworth, Kans	0	8,500	32,000	2,000	850	350	0	1,275	525	30,500		
57 Covington, Ky	0	0	0	11,080	512	1,184	0	10,079	25,220	18,120		
58 Lexington, Ky	3,038	1,450	17,275	2,085	812	168	0	801	12,851	277,046	18 97	2 87
59 Newport, Ky	0	750	7,850	2,470	175	75	0	20	635	29,645	9 40	3 43
60 Louisville, Ky	0	0	0	16,185	2,120	16,198	0	14,305	445	3,648	13 51	3 49
61 Paducah, Ky*	0	550	224,881	4,094	186	186	0	7,827	7,827	265,500	13 51	3 49
62 New Orleans, La	0	0	0	16,185	2,120	16,198	0	14,305	422,286	24,004		
63 Augusta, Me	0	0	0	75,110	44,628	(20,369)	0	2,595	77,681	1,693,777	(11 89)	
64 Bangor, Me	0	600	412,680	621	0	0	0	889	1,780	41,512		
65 Biddeford, Me	0	2,000	24,780	1,063	2,996	2,178	0	2,665	10,123	88,010	11 26	5 45
66 Lewiston, Me	0	2,500	463,704	20,000	9,000	28,000	0	84,624	24,183	677,976	14 13	4 99
67 Portland, Me	0	0	0	75,110	44,628	(20,369)	0	2,595	77,681	1,693,777		
68 Baltimore, Md	0	0	0	75,110	44,628	(20,369)	0	2,595	77,681	1,693,777		
69 Adams, Mass	0	0	0	75,110	44,628	(20,369)	0	2,595	77,681	1,693,777		
70 Boston, Mass	0	0	0	75,110	44,628	(20,369)	0	2,595	77,681	1,693,777		
71 Cambridge, Mass	0	0	0	75,110	44,628	(20,369)	0	2,595	77,681	1,693,777		
72 Chelsea, Mass	0	0	0	75,110	44,628	(20,369)	0	2,595	77,681	1,693,777		
73 Chillicothe, Mass	0	0	0	75,110	44,628	(20,369)	0	2,595	77,681	1,693,777		

\* From Report of the Commissioner of Education for 1877.  
 † Includes insurance and repairs.  
 ‡ Includes incidental expenses not specified.  
 § The report here given, exclusive of that of the population, is for the central school district only, which comprises about one-half of the city.  
 ¶ For all incidental or contingent expenses.  
 † Including Bibb County.  
 ‡ Including Chatham County.  
 § Items not all reported and an unexpended balance of \$4,106 included.  
 ¶ Not included in total annual expenditure.  
 † For graded schools only.  
 ‡ Expenditure of the Portland School for Deaf.  
 § Incidental expenses only.



STATISTICAL TABLES.

103	East Saginaw, Mich.	8,000	25,045	800	2,730	368	130	2,541	140	1,968	47,684	11 45	3 68
104	Grand Rapids, Mich.	2,000	41,330	800	3,050	2,400	34	470	240	1,658	76,551	13 07	3 68
105	Saginaw, Mich.	2,000	12,619	300	1,190	750	34	300	50	1,203	26,374	13 63	4 64
106	Minneapolis, Minn. <sup>†</sup>	2,000	47,735	500	3,367	940	681	3,741	(2,079)	106,470	30,066	20 06	6 00
107	St. Paul, Minn.	(8,385)	46,730	500	4,478	2,663	1,775	4,422	9,626	6,322	81,222	8 70	23
108	Natchez, Miss.	1,000	11,500	235	550	300	225	300	50	631	6,029	13 97	3 43
109	Vicksburg, Miss.	1,000	13,500	235	630	328	81	1,246	50	584	13,957	9 53	3 65
110	Hannibal, Mo.	2,000	43,000	1,450	3,000	1,200	350	780	50	2,500	94,330	16 48	4 33
111	Kansas City, Mo.	2,000	24,101	1,450	3,130	841	2,433	2,140	50	1,608	62,254	14 65	4 33
112	St. Joseph, Mo.	304	27,163	27,163	53,537	7,013	34,783	33,874	28,874	84,102	479,436	418 30	62 00
113	St. Louis, Mo.	211,200	(697,923)	27,163	53,537	7,013	34,783	33,874	28,874	1,860	50,169	18 13	5 00
114	Omaha, Neb.	8,862	24,923	2,556	8,723	2,556	1,094	1,094	59	4,543	640,743	18 13	5 00
115	Concord, N. H.	6,100	19,631	75	2,377	3,368	100	973	560	3,370	24,574	15 46	3 33
116	Dover, N. H.	0	30,237	75	2,377	3,368	100	222	560	1,417	48,811	15 64	3 73
117	Manchester, N. H.	1,868	36,519	100	858	1,338	570	2,000	234	64	35,738	15 52	4 36
118	Portsmouth, N. H.	1,868	20,953	100	858	1,338	570	2,000	234	64	35,738	15 52	4 36
119	Camden, N. J.	119	138,000	6,000	11,000	5,000	4,416	409	8,233	12,680	232,384	14 50	8 70
120	Elizabeth, N. J.	33,000	180,534	3,850	10,000	4,060	1,208	1,205	5,717	9,000	205,458	12 80	3 27
121	Jersey City, N. J.	180,534	19,260	250	1,730	510	608	1,788	344	315	34,210	13 24	4 43
122	Newark, N. J.	750	(13,061)	1,200	1,238	787	608	1,788	344	315	34,210	13 24	4 43
123	New Brunswick, N. J.	6,245	51,245	1,200	5,063	2,207	463	2,585	8,289	3,043	78,219	10 43	5 53
124	Orange, N. J.	2,000	30,323	1,500	3,107	1,247	463	1,254	8,460	2,043	654,907	11 50	8 71
125	Paterson, N. J.	2,000	183,083	1,500	3,241	1,133	21,238	11,233	(10,142)	2,043	202,754	14 09	8 71
126	Trenton, N. J.	2,000	27,723	50	2,567	2,441	1,133	11,233	130	1,089	37,923	12 13	3 63
127	Albany, N. Y.	1,868	765,356	281,027	1,913	2,008	836	2,001	1,868	1,868	30,334	14 39	3 70
128	Albany, N. Y.	1,868	281,027	1,500	1,913	2,008	836	2,001	1,868	1,868	30,334	14 39	3 70
129	Binghamton, N. Y.	210	31,160	701	1,913	2,008	836	2,001	1,868	1,868	30,334	14 39	3 70
130	Brooklyn, N. Y.	15,000	28,637	1,500	1,913	2,008	836	2,001	1,868	1,868	30,334	14 39	3 70
131	Buffalo, N. Y.	15,000	8,913	1,500	1,913	2,008	836	2,001	1,868	1,868	30,334	14 39	3 70
132	Colusa, N. Y.	210	14,846	1,500	1,913	2,008	836	2,001	1,868	1,868	30,334	14 39	3 70
133	Elmira, N. Y.	15,000	16,437	284	1,237	1,715	200	277	766	1,045	39,059	13 53	4 23
134	Hudson, N. Y.	2,000	23,808	600	1,468	880	2,468	(1,725)	2,413	2,413	10,472	13 28	4 10
135	Ithaca, N. Y.	1,000	16,437	284	1,237	1,715	200	277	766	1,045	39,059	13 53	4 23
136	Kingston, N. Y. (part of city)	1,000	23,808	600	1,468	880	2,468	(1,725)	2,413	2,413	10,472	13 28	4 10
137	Leicester, N. Y.	1,260	25,233	600	1,468	880	2,468	(1,725)	2,413	2,413	10,472	13 28	4 10
138	Long Island City, N. Y.	1,500	27,880	600	1,468	880	2,468	(1,725)	2,413	2,413	10,472	13 28	4 10
139	Newburgh, N. Y.	1,500	2,450,632	600	1,468	880	2,468	(1,725)	2,413	2,413	10,472	13 28	4 10
140	New York, N. Y.	1,500	2,450,632	600	1,468	880	2,468	(1,725)	2,413	2,413	10,472	13 28	4 10
141	Ogdensburg, N. Y.	1,200	29,410	1,150	763	933	0	377,790	133	666,950	8,775,745	20 81	7 63
142	Oswego, N. Y.	1,200	29,410	1,150	763	933	0	377,790	133	666,950	8,775,745	20 81	7 63
143	Poughkeepsie, N. Y.	1,200	29,410	1,150	763	933	0	377,790	133	666,950	8,775,745	20 81	7 63
144	Rochester, N. Y.	117,407	8,750	7,105	6,857	7,105	678	1,777	5,331	28,303	201,603	14 83	6 75
145	Saratoga Springs, N. Y.	1,000	15,707	444	803	444	150	822	68,904	24,677	30,112	13 63	2 89
146	Schenectady, N. Y.	1,000	15,707	444	803	444	150	822	68,904	24,677	30,112	13 63	2 89
147	Syracuse, N. Y.	(79,338)	86,076	2,200	5,480	2,304	1,085	7,162	891	8,723	3,098,177	11 40	3 68
148	Troy, N. Y.	(79,338)	86,076	2,200	5,480	2,304	1,085	7,162	891	8,723	3,098,177	11 40	3 68

<sup>a</sup> From Report of the Commissioner of Education for 1877.  
<sup>b</sup> West division.  
<sup>c</sup> Estimated by the Bureau.  
<sup>d</sup> Including Adams County.  
<sup>e</sup> For all incidental or contingent expenses.  
<sup>f</sup> Based on average number belonging.  
<sup>g</sup> Salary of school committees included.  
<sup>h</sup> Fuel, light, and water.  
<sup>i</sup> Includes cash balance at the close of fiscal year.  
<sup>j</sup> Total expenditure for colored schools.  
<sup>k</sup> Includes an unexpended balance of \$70.  
<sup>l</sup> For evening schools.  
<sup>m</sup> Fuel and insurance.

TABLE II.—School statistics of cities containing 7,500 inhabitants and over, for 1878, *fo.*—Continued.

City.	Expenditures.										Average expenses per capita.			
	Payment of indebtedness.		Tuition.		Incidental or contingent expenses.						Total expenditure.		Supervision and instruction, based on average daily attendance.	Incidental or contingent expenses, based on average daily attendance.
	Bonds (including floating interest).	Floating interest.	Cost of supervision.	Amount paid for teaching.	Officers of board, secretaries, messengers, &c.	Pay of janitors of buildings.	Fuel.	Rent.	Insurance.	Repairs.	School books supplied for use of pupils.	All other supplies and current expenses.	119	120
149 Utica, N. Y.	\$0	\$0	\$2,500	\$48,690	\$500	\$3,347	\$3,379	\$125	\$693	\$4,146	\$738	\$838	\$14 46	\$4 18
150 Watertown, N. Y.				17,636								64,248		
151 Yonkers, N. Y.	1,600	7,729	3,550	43,155								7,731		
152 Akron, Ohio			1,500	25,896								1,204		
153 Canton, Ohio			3,000	17,547	150	2,201	719	75	215	1,179	5	1,869		
154 Chillicothe, Ohio			50,268	476,835	10,877	24,546	8,847	1,755	120	15,313	701	22,040		
155 Cincinnati, Ohio			11,800	247,870	8,630	17,381	6,749	1,973	2,223	7,443	554	26,709		
156 Cleveland, Ohio	11,059		8,000	84,623	1,645	11,538	2,144	3,023	185	13,674	231	5,830		
157 Columbus, Ohio	18,209		2,200	18,105	1,800	5,789	2,886	3,023	4	839	128	25,496		
158 Dayton, Ohio	7,538		1,800	13,544		2,150	528			239	160	1,231		
159 Hamilton, Ohio	3,177		1,800	13,428								62,930		
160 Mansfield, Ohio	3,856		1,800	11,428								63,605		
161 Newark, Ohio*	3,587		1,800	20,824	175	1,497	116		1,002			1,630		
162 Portsmouth, Ohio	3,856		2,000	22,831								65,598		
163 Sandusky, Ohio	14,013		1,800	28,472								61,061		
164 Springfield, Ohio*	11,544		1,200	18,983	225	1,000	628	0	75	767	0	1,320		
165 Steubenville, Ohio*	50,873		2,000	61,789	800	3,999	5,089	502	467		86	3,437		
166 Toledo, Ohio														
167 Youngstown, Ohio														
168 Zanesville, Ohio														
169 Portland, Ore.	121,610	7,683	1,800	80,235	1,484	1,076	677	1,534	677	1,534	3,035	47,266		
170 Allegheny, Pa.			1,800	103,413	1,263	6,400	5,799		1,500	6,275	1,996	263,204		
171 Altoona, Pa.			1,800	13,013	150	1,807	570	200	97	1,200	0	54,723		
172 Carbondale, Pa.			300	6,115	585	1,170	263		843	340		8,853		
173 Chester, Pa.	2,680	1,907	875	13,013	624	1,507	909	172				662		
174 Duquesne, Pa.												62,909		
175 Easton, Pa.*	13,379		1,700	25,222	1,800	1,670	915	800	468	2,018	669	2,051		
176												65,204		

STATISTICAL TABLES.

177	Erie, Pa.	11,588	17,100	1,500	49,892	1,284	4,048	1,428	180	15	2,808	200	1,498	71,844	15,18	8 23
178	Harrisburg, Pa.			1,300	8,398	100	762	625	75		184		3,248	52,233	9 33	4 74
179	Lancaster, Pa.			650	18,975	635	1,561	651	25		2,241	65	1,777	28,563	13 34	4 73
180	New Castle, Pa.				1,061,434	6,120	99,497	89,625	63,879	1,125	41,314	74,990	98,664	1,486,657	18 36	4 20
181	Philadelphia, Pa.				(287,818)	(81,560)		6,581	1,562		11,881		15,804	536,716		
182	Pittsburgh, Pa.											40,004		94,124		
183	Pottsville, Pa.				53,832	2,542	3,825	1,483	566	329	588	572	4,177	89,106	10 55	6 85
184	Reading, Pa.				2,626	2,300	408	279	382	8	183		1,120	13,804	6 17	2 29
185	Scranton, Pa.													26,809	13 26	3 00
186	Shenandoah, Pa.													31,019	9 09	3 20
187	Titusville, Pa.													46,682	8 89	
188	Williamsport, Pa., 3d dist.				(3,580)									29,116	23 24	5 14
189	York, Pa.				23,368	250	1,150	429	1,029	275	1,315	275	1,921	345,695	11 23	6 30
190	Newport, R. I.				16,890	300	3,660	1,500	450					1,641	10 40	2 73
191	Newport, R. I.				20,072	100	1,945	1,019	75					33,971	15 57	7 46
192	Providence, R. I.				181,848			9,860						1,047	15 79	2 36
193	Warwick, R. I.				11,588	75	(2,239)							1,300	8 19	9 99
194	Woonsocket, R. I.				14,069	(50,843)								582	9 23	2 08
195	Charleston, S. C.				9,723	367	367	297	1,066	84	1,427	1,905	1,627	10,272	10 08	4 03
196	Chattanooga, Tenn.				610,001			277	27	d197	364			12,359	15 57	7 46
197	Knoxville, Tenn.				42,696	(6,310)		710	8,042	331	973			1,436	16 01	15 79
198	Memphis, Tenn.				45,488	240	3,402	1,200	191		575	500	1,047	76,031	8 19	9 99
199	Nashville, Tenn.				9,140			101	670	117	221			21,059	9 23	2 08
200	Houston, Tex.				7,900	150	600	300	568	150	75			1,432	10 08	4 03
201	Burlington, Va.				8,279	225	399	457	568	83	190	26	1,978	17,658	13 89	2 37
202	Alexandria, Va.				14,480	600								10,433	10 90	2 88
203	Lynchburg, Va.				6,000									8,497	76,990	12 09
204	Norfolk, Va.				12,456	475	150	184	450	48	404	637	512	67,844	12 74	5 86
205	Petersburg, Va.				6,190	1,770	2,806	1,627	225	738	1,069			27,528	10 28	2 83
206	Portsmouth, Va.				50,775	520	1,752	2,055	200	566	3,219			18,524	10 13	4 05
207	Richmond, Va.				38,739									4,000	28,272	
208	Wheeling, W. Va.				19,445	250	1,530	1,308	400	750				17,901	27,358	
209	Fond du Lac, Wis.				18,474									31,352		
210	Janesville, Wis.				14,220	8,820	9,604	8,384						8,038	13 43	5 69
211	La Crosse, Wis.				139,500											
212	Madison, Wis.				18,200											
213	Milwaukee, Wis.				141,968	1,062	9,886	3,997	22,644	1,028	14,190	2,262	8,038	439,121		
214	Oshkosh, Wis.															
215	Racine, Wis.															
216	Georgetown, D. C. } Washington, D. C. }															
217																
218																

§ From normal schools.   
 § These statistics are for white schools only; for statistics of colored schools, see Table I.   
 § Paid from State treasury and therefore not included in receipts.   
 § Includes all other incidental or contingent expenses.   
 § Includes pay of janitors.

Cities containing 7,500 inhabitants and over from which no statistics have been received.

State.	City.	State.	City.	State.	City.
Alabama.....	Mobile.	Maryland.....	Frederick.	North Carolina.....	Raleigh.
California.....	Los Angeles.	Michigan.....	Adrian.	Do.....	Wilmington.
Do.....	Oakland.	Do.....	Jackson.	Pennsylvania.....	Corry.
Do.....	San José.	Do.....	Kalamazoo.	South Carolina.....	Columbia.
Illinois.....	Aurora.	Nevada.....	Virginia City.	Texas.....	Galveston.
Do.....	Ottawa.	New Jersey.....	Hoboken.	Do.....	Jefferson.
Do.....	Springfield.	New York.....	Rome.	Do.....	San Antonio.
Do.....	New Albany.	Do.....	West Troy.	Utah.....	Salt Lake City. <sup>s</sup>
Indiana.....	Cumberland.				
Maryland.....					

<sup>s</sup> Has no city system.



TABLE III.—Statistics of normal schools for 1878; from replies to inquiries by the United States Bureau of Education.

1	2	3	4	Appropriation for the last year.				Number of students.											
				State.	County.	City.	State appropriation per capita of pupils enrolled in the last school year. <sup>1</sup>	Normal.		Other.									
								Male.	Female.		Male.	Female.							
1	State Normal School	Florence, Ala.	S. P. Rice, A. M.	\$6,000	\$0		0	10	11	12	13	14	15	16	17	18	19	20	
2	Rust Normal Institute	Huntsville, Ala.	Mrs. M. S. Corey	4,000			\$16 00	2	60	106	119	5	24	3	26	26			
3	Lincoln Normal University	Marion, Ala.	William E. Patterson	1874				5	117	12	12	16	40	50					
4	Emerson Institute	Mobile, Ala.	D. L. Hickok	1874				6	227	42	25	100	60	60					
5	Normal department, Talladega College	Talladega, Ala.	Rev. Edward P. Lovv, A. M.	1873			0	0	91	14	6	35	36						
6	Normal dept., Ark. Industrial University	Fayetteville, Ark.	D. H. Hill, president	1870				(a)	17 58	1	18	17	88	75					
7	Branch Normal Col'ge, Ark. Indust. Univ.	Pine Bluff, Ark.	Joseph C. Corbin	1876				(a)		3	108	18	17	88	75				
8	Normal dept., Pine Bluff Graded School*	Pine Bluff, Ark.	M. W. Martin	1876						4	4	4	4						
9	Pacific Kindergarten Normal School <sup>2</sup>	Los Angeles, Cal.	Miss Emma Marwedol	1862					0	40 63	17	703	99	505	(a100)				
10	California State Normal School	San José, Cal.	Charles H. Allen, A. M.	1862					0	78 00	8	140	18	122	0	0			
11	Connecticut State Normal School	New Britain, Conn.	Isaac Newton Carleton, A. M.	1850					0	0	64	176	(176)	15	52	28			
12	Normal dept. of Atlanta University	Atlanta, Ga.	Edmund A. Ware, A. M.	1867					0	0	8	100	25	16	82	28			
13	Haven Normal School	Waynesboro', Ga.	Geo. C. W. McMahon	1870					0	0	0	5	118	118	0				
14	German Evangelic <sup>3</sup> Luth'n Normal School*	Adelison, Ill.	J. C. W. Lindemann	1864					0	88 58	12	420	117	94	124	85			
15	Southern Illinois Normal University	Carbondale, Ill.	Rev. Rob't Allye, D. D., LL. D.	1874															
16	Northern Illinois Normal College (Rock River University).	Dixon, Ill.	A. M. Hansen	1874															
17	Normal and Business School*	Dover, Ill.	W. J. Cook	1876					0	0	7	112	61	61					
18	Cook County Normal and Training School	Englewood, Ill.	D. S. Wentworth	1867					0	0	8	271	19	170	35	47			
19	Northwestern German-English Normal School.	Galesna, Ill.	B. F. Merten	1868					0	16,000	0	0	50 00	8	100	58	19	22	1

\* From Report of the Commissioner of Education for 1877.  
 † Exclusive of appropriations for permanent objects.  
 ‡ See Table X; no special appropriation for this department.  
 § In model school.  
 ¶ Annual appropriation to the university.  
 § County appropriation per capita.  
 a For all departments.  
 b For change of location, see memoranda at close of table.  
 c For change of location, see memoranda at close of table.  
 d \$24,000 for current expenses; \$500 for library.

NOTE.—x indicates an affirmative answer; 0 signifies no or none; .... indicates no answer.



No.	Name of School	City	Year	Value	Repairs	Improvements	Total	Per Capita	Per Pupil
40	Glasgow Normal School.	Glasgow, Ky.	1874	0	0	0	0	211	76
41	Normal School.	Morgantown, Ky.	1873	0	0	0	0	45	9
42	Normal dep't, New Orleans University	New Orleans, La.	1870	0	0	0	0	232	60
43	Peabody Normal School for Colored Students.	New Orleans, La.	1877	(d)	428.56	2	35	35	1
44	Peabody Normal Seminary for Louisiana.	New Orleans, La.	1870	(e)	24.82	4	111	0	65
45	Episcopal State Normal School.	Chattanooga, Tenn.	1867	7,500	35.00	0	200	80	110
46	Western State Normal School.	Paris, Mo.	1867	7,500	39.53	5	187	33	184
47	Normal dep't, Maine Central Institute.	Presfield, Me.	1871	600	11.82	2	53	19	34
48	Oak Grove Seminary, normal department.	Yassaboo, Me.	1857	0	0	0	0	119	79
49	Ballou Normal School for Colored Teachers.	Baltimore, Md. (cor. Courtland and State streets).	1864	2,000	20.00	4	100	80	70
50	Centenary Biblical Institute, normal dep't.	Baltimore, Md.	1872	0	0	0	0	75	22
51	Maryland State Normal School.	Baltimore, Md.	1866	10,500	48.38	12	217	15	140
52	St. Catherine's Normal Institute.	Baltimore, Md.	1874	0	0	0	0	120	0
53	Boston Normal School.	Boston, Mass.	1863	0	0	0	0	102	0
54	Massachusetts Normal Art School*.	Boston, Mass. (28 School street).	1873	11,000	50.00	13	318	09	140
55	State Normal School.	Bridgewater, Mass.	1840	13,000	188	65	123	0	0
56	State Normal School.	Frammingham, Mass.	1838	12,000	11	125	0	317	0
57	State Normal School.	Salem, Mass.	1864	14,000	44.16	13	317	0	0
58	Westfield State Normal School.	Westfield, Mass.	1869	12,000	93.83	8	135	13	122
59	Massachusetts State Normal School at Worcester.	Worcester, Mass.	1874	12,725	0	97	3	94	0
60	Michigan State Normal School.	Ypsilanti, Mich.	1863	18,300	0	0	0	638	114
61	State Normal School at Mantato.	Mantato, Minn.	1868	9,000	46.73	7	215	50	100
62	State Normal School at St. Cloud.	St. Cloud, Minn.	1869	9,000	40.00	8	209	48	92
63	State Normal School at Winona.	Winona, Minn.	1860	13,000	30.00	11	407	73	174
64	Mississippi State Normal School.	Holly Springs, Miss.	1870	3,000	24.24	3	124	53	41
65	Tougaloo University and State Normal School.	Tougaloo, Miss.	1869	0	0	0	0	183	18
66	Southeast Missouri State Normal School.	Cape Girardeau, Mo.	1878	7,500	25.38	0	236	83	62
67	North College, University of Missouri.	Columbia, Mo.	1849	(b)	0	0	64	(64)	50
68	Lincoln Institute.	Jefferson City, Mo.	1868	5,000	39.00	10	139	362	172
69	North Missouri State Normal School.	Kirkville, Mo.	1867	7,500	14.00	9	134	55	65
70	Northwest Normal School.	Oregon, Mo.	1867	0	1,500	3	110	55	223
71	St. Louis Normal School.	St. Louis, Mo.	1867	0	18,371	10	253	1	4
72	St. Louis Normal School.	Sedalia, Mo.	1857	0	0	0	0	250	126
73	Sedalia Collegiate Institute.	Sedalia, Mo.	1877	0	0	0	0	250	126
74	State Normal School, second district.	Warrensburg, Mo.	1871	7,500	16.99	8	452	246	206
75	Central Normal School.	Genoa, Neb.	1867	12,500	71	0	71	102	180
76	Nebbraska State Normal School.	Peru, Neb.	1867	5,000	232	8	232	162	83
77	New Hampshire State Normal School*.	Plymouth, N. H.	1870	5,000	775	5	143	14	28

\* For all departments.

† For \$3,000 are for repairs and improvements.

‡ Includes pupils in model schools.

§ For building.

¶ Maintained by Peabody fund, \$1,000; the amount per capita being the amount of this fund.

\*\* Maintained by local contribution, \$1,200, and Peabody fund, \$1,500; the amount per capita being the amount of these two funds.

\* From Report of the Commissioner of Education for 1877.

† Exclusive of appropriations for permanent objects.

‡ The reports of the Lettsville and Kossuth branches of this school are included in the one here given.

§ See Table LX; no appropriation apart from that of the university.

TABLE III.—Statistics of normal schools for 1878, &c.—Continued.

NOTE.—x indicates an affirmative answer; 0 signifies no or none; ..... indicates no answer.

Name.	Location.	Date of organization.	Principal.	Appropriation for last year.				Number of students.					
				State.	County.	City.	State appropriation per capita of pupils enrolled in the last school year.	Total.	Normal.	Other.	Male.	Female.	
1	2	3	4	5	6	7	8	9	10	11	12	13	14
New Jersey State Normal School	Trenton, N. J.	1855	Washington Hebronck, Ph.D.	\$20,000				23	241	59	183		
New York State Normal School*	Albany, N. Y.	1870	Rev. Joseph Alden, D.D., LL.D.	18,000				13	544	(544)			
State Normal School*	Brockport, N. Y.	1867	Charles D. McLean	23,000			\$19.14	18	950	113	245		
State Normal School*	Buffalo, N. Y.	1871	Henry B. Hucksam, A. M.	18,000	\$0	\$0	64.00	10	243	41	190	10	1
State Normal and Training School	Corlandville, N. Y.	1869	James H. Hoese, A. M., Ph.D.	18,000	0	0	45.00	13	457	114	210	67	66
State Normal and Training School at Fredonia	Fredonia, N. Y.	1868	Francis B. Palmer, A. M.	18,000				15	463	81	114	(321)	
State Normal School	Geneseo, N. Y.	1871	William J. Milne, A. M.	18,000	0		52.00	17	707	(294)	321	(6413)	
Normal College	Oswego, N. Y.	1870	Thomas Hunter, Ph.D.	0	0	\$2,000		59	2,497			14,178	
Oswego State Normal and Training School	Oswego, N. Y.	1861	Edward A. Sheldon, A. M.	\$63,900			86.51	14	493	101	391	0	0
State Normal and Training School	Potomac, N. Y.	1860	Malcolm MacVicar, Ph.D., LL.D.	18,000				33	368	173	21	42	
University Normal School	Chapel Hill, N. C.	1877	John J. Hedd	2,000	\$500	0	4.97	12	492	212	190		
State Colored Normal School	Fayetteville, N. C.	1877	Robert Harris	2,000		0	23.00	3	74	40	23	0	0
Pennett Seminary	Greensborough, N. C.	1874	Rev. E. O. Thayer, A. M.	0	0	0	0	3	105	25	13	80	85
Lambert Normal School	Lambert, N. C.	1876	David P. Allen	0	0	0	0	1	49	17	2	14	16
Shaw University*	Raleigh, N. C.	1869	H. M. Tucker, A. M.	0	0	0	0	15	240	76	53	75	94
Northwestern Normal School	Trinity College, N. C.	1871	H. S. Lohr, A. M.	0	0	0	0	15	270	(220)	109	48	29
Northwestern Ohio Normal School	Ada, Ohio	1871	John Mitchellborough	0	0	\$0,000		14	477	291	109	48	29
Cincinnati Normal School	Cincinnati, Ohio	1863	Elihu M. Avery	0	0	\$7,600		9	67	0	62	0	0
Cleveland City Normal School	Cleveland, Ohio	1874	Miss Jane W. Blackwood	0	0	\$4,600		4	63	0	62	0	0
Dayton Normal Training School	Dayton, Ohio	1869	Miss Jane W. Blackwood	200	1,200	0	1.43	0	137	69	68		
Geneva Normal School	Geneva, Ohio	1868	John P. Teske, A. M.	0	0	0	0	20	1,473	708	308	501	136
National Normal School	Geneva, Ohio	1855	Alfred H. Hubcock	0	0	0	0	6	1,100	55	20	53	20
Massachusetts Normal College	Massachusetts, Ohio	1873	J. Friese Richard	0	0	500		11	100	25	30	73	20
Western Reserve Normal School	Milur, Ohio	1863	Miss Della Palmer	0	0	0		4	189	17	30	73	74



TABLE III.—Statistics of normal schools for 1878, &c.—Continued.

NOTE.—\* indicates an affirmative answer; 0 signifies no or none; .... indicates no answer.

Name.	Location.	Date of organization.	Principal.	Appropriation for the last year.				Number of students.					
				State.	County.	City.	State appropriation per capita of pupils enrolled in the last school year. <sup>†</sup>	Total.	Normal.	Other.	Female.		
1	2	3	4	5	6	7	8	9	10	11	12	13	14
State Normal School*	Randolph, Vt.	1867	Abel E. Leavenworth, A. M.	\$2,644	\$0	\$0	\$11 50	8	91	139	25	25	25
Valley Normal School.	Bridgewater, Va.	1873	G. H. Inlvey	0	873	0	0	5	0	4	59	57	57
Hampton Normal and Agricultural Inst.	Hampton, Va.	1868	S. C. Armstrong	(a)	0	0	\$31 11	21	\$332	148	98	54	82
St. Stephen's Normal School	Petersburg, Va.	1871	Giles Backner Cooke	0	0	0	0	6	200	12	18	80	90
Richmond Normal School*	Richmond, Va.	1867	R. M. Manly, A. M.	0	0	0	0	6	232	46	98	31	63
Shenandoah Valley Normal School.	Strasburg, Va.	1873	Jos. L. McClunif	225	0	0	1 33	4	168	...	...	90	78
Concord State Normal School.	Concord Church, W. Va.	1875	James H. French	2,000	0	0	(c)	3	70	39	18	15	4
Fairmont State Normal School.	Fairmont, W. Va.	1868	Miss M. L. Dickey	2,000	0	0	10 00	5	200	100	50	25	25
State Normal School at Glenville.	Glenville, W. Va.	1873	T. Marcellus Marshall	1,500	0	0	35 00	4	172	44	24	3	1
Storer College	Harper's Ferry, W. Va.	1867	Rev. N. C. Brackett, A. M.	2,000	0	0	14 50	5	187	61	55	30	29
Marshall College State Normal School.	Huntington, W. Va.	1867	A. D. Chesterman	2,000	0	0	35 35	3	157	25	60	20	23
West Liberty State Normal School.	Shepherdstown, W. Va.	1871	Joseph McMurrin, A. M.	2,000	0	0	43 35	3	94	59	35	35	...
State Normal School.	West Liberty, W. Va.	1871	J. C. Gwynn	2,000	0	0	21 15	3	56	30	23	1	3
Wisconsin State Normal School.	Oshkosh, Wis.	1871	George S. Albree, president.	\$18,243	0	0	21 15	15	615	153	221	110	181
State Normal School.	Platteville, Wis.	1866	E. A. Charlton, A. M.	16,900	0	0	12 60	12	499	112	112	107	108
Catholic Normal School of the Holy Family*	River Falls, Wis.	1875	W. D. Parker	13,113	0	0	86 32	11	861	42	60	117	143
State Normal School.	St. Francis, Wis.	1871	Rev. Theo. Bruner	0	0	0	...	6	89	50	...	89	...
State Normal School.	Whitewater, Wis.	1868	J. W. Stearns	0	0	0	...	13	453	205	109	83	54
Miner Normal School.	Washington, D. C.	1875	Mary B. Smith	0	0	0	...	2	14	7	7	0	0
Normal department of Howard University.	Washington, D. C.	1867	Miss M. B. Briggs	0	0	0	...	5	88	5	8	58	17
Washington Normal School.	Washington, D. C.	1873	Lucilla E. Smith	2,000	0	2,500	0	4	20	0	20	0	0
Normal dept of University of Deseret.	Salt Lake City, Utah.	1875	John R. Park, M. D.	0	0	0	45 45	2	44	23	21	...	...

\* From Report of the Commissioner of Education for 1877.  
 † Exclusive of appropriations for permanent objects.  
 ‡ See Table X, Part I.  
 § Per month.  
 ¶ \$3,283 of this for permanent objects.

b Income per capita from congressional land fund.  
 c \$6.50 per month for each State student in actual attendance.  
 d Per month.

TABLE III.—Statistics of normal schools for 1878, &c.—Continued.

NOTE.—x indicates an affirmative answer; 0 signifies no or none; .... indicates no answer.

Name.	Graduates in the last year.		Number of years in full course of study.	Number of weeks in scholastic year.	Library.			Annual charge to each student for tuition.	Is drawing taught?	Has the school a collection of models, casts, apparatus, and ex-amples for free hand drawing?	Vocal.		School possesses a philosophical cabinet and apparatus?	School possesses a museum of natural history?	School possesses a gymnasium?	Model school attached to the institution?	Students receive diplomas on completion of course?	Graduates teach in State common schools without further examination?	Time of anniversary.
	Whole number.	Number who have engaged in teaching.			Number of volumes.	Increase in the last school year.	Number of volumes of pedagogical works.				Is music taught?	Instrumental.							
1 State Normal School.....	3	3	41	2,000	1	1	0	0	x	x	x	x	x	x	x	x	x	x	June 19.
2 East Normal Institute.....	32	4	40	200	1	0	0	0	x	x	x	x	x	x	x	x	x	x	June 27.
3 Lincoln Normal University.....	4	4	40	100	2	2	9-11 1/2	0	0	0	x	x	x	x	x	x	x	x	June 5.
4 Emerson Institute.....	6	36	36	500	0	0	0	0	0	0	x	x	x	x	x	x	x	x	June 24 Thurs.
5 Normal department, Talladega College*.....	22	4	42	500	200	0	0	0	0	0	x	x	x	x	x	x	x	x	June 12.
6 Normal department, Arkansas Industrial University.....	0	6	40	50	0	0	0	0	0	0	x	x	x	x	x	x	x	x	June 19.
7 Branch Normal College, Ark. Industrial Univ'y.....	9	9	40	0	0	0	0	0	0	0	x	x	x	x	x	x	x	x	June 19.
8 Normal department, Pine Bluff Graded School*.....	49,886	47,846	40	1,416	142	2	100	x	x	x	x	x	x	x	x	x	x	x	July 20.
9 Pacific Kindergarten Normal School*.....	3	40	40	1,500	25	100	0	0	0	0	x	x	x	x	x	x	x	x	May, last week.
10 California State Normal School.....	25	23	40	1,500	1	0	0	0	0	0	x	x	x	x	x	x	x	x	June, last week.
11 Connecticut State Normal School.....	0	4	35	0	15	9	9	0	0	0	x	x	x	x	x	x	x	x	April 1.
12 Normal department of Atlanta University.....	0	19	40	500	0	0	0	0	0	0	x	x	x	x	x	x	x	x	June 30.
13 Haven Normal School.....	13	10	40	4,320	973	840	17	14, 21	x	x	x	x	x	x	x	x	x	x	May, last Thurs.
14 German Evangelical Lutheran Normal School*.....	0	0	40	0	0	0	0	0	0	0	x	x	x	x	x	x	x	x	June 30.
15 Southern Illinois Normal University.....	25	19	39	1,500	18	103	0	0	0	0	x	x	x	x	x	x	x	x	July 22.
16 Northern Illinois Normal College (Rock River University).....	0	3	37	400	4	26-30	0	0	0	0	x	x	x	x	x	x	x	x	June 28.
17 Normal and Business School*.....	43	7	40	283	0	15	8	430	x	0	x	x	x	x	x	x	x	x	June 13.
18 Cook County Normal and Training School.....	7	6	40	250	0	50	0	26, 32	0	0	x	x	x	x	x	x	x	x	June 20.
19 Northwestern German-English Normal School.....	25	19	39	650	30	3	30-48	0	0	0	x	x	x	x	x	x	x	x	June 20.
20 Morris Normal and Scientific School.....	13	13	39	1,500	0	0	0	0	0	0	x	x	x	x	x	x	x	x	June, last week.
21 Illinois State Normal University.....	13	13	40	619	18	103	0	0	0	0	x	x	x	x	x	x	x	x	June, last week.
22 Peoria County Normal School.....	0	0	40	0	0	0	0	0	0	0	x	x	x	x	x	x	x	x	June, last week.

\* From report of the Commissioner of Education for 1877.  
 † Tuition is free for State normal students.  
 ‡ To non-residents.  
 e 49 in elementary course, of whom 47 have engaged in teaching; 58 in full course, of whom 54 have engaged in teaching.  
 d Free to residents of the county.  
 e In schools of the county.  
 f Free to those agreeing to teach in the State.

TABLE III.—Statistics of normal schools for 1878, 79.—Continued.

NOTE.—x indicates an affirmative answer; 0 signifies no or none; ..... indicates no answer.

Name.	Location.	Date of organization.	Principal.	A appropriation for the last year.				Number of instructors.		Number of students.			
				State.	County.	City.	State appropriation per capita of pupils enrolled in the last school year. <sup>d</sup>	Total.	Male.	Female.	Male.	Female.	
135 State Normal School*	1867 Randolph, Vt.	3	4	5	6	7	8	9	10	11	12	13	14
136 Valley Normal School.....	1873 Bridgewater, Va.	1867	Abel E. Leavenworth, A. M.	\$2,644	\$0	\$0	\$11 50	8	280	91	139	25	25
137 Hampton Normal and Agricultural Inst.	1868 Hampton, Va.	1873	G. H. Hulvey.....	0	373	0	0	5	136	6	4	59	57
138 St. Stephen's Normal School.....	1871 Petersburg, Va.	1868	S. C. Armstrong.....	(a)	0	0	631 11	a21	6332	148	98	54	32
139 Richmond Normal School*	1867 Richmond, Va.	1871	Giles Backner Cooke.....	0	0	0	0	6	200	12	18	80	90
140 Shenandoah Valley Normal School.....	1873 Strasburg, Va.	1867	R. M. Manly, A. M.	0	0	0	0	6	232	46	43	31	62
141 Concord State Normal School*	1875 Concord Church, W. Va.	1873	Jos. E. McCluniff.....	225	225	0	1 33	4	108	.....	.....	90	78
142 Fairmont State Normal School*	1875 Fairmont, W. Va.	1875	James H. French.....	2,000	0	0	(c)	3	70	30	18	15	4
143 Storer College.....	1873 Glenville, W. Va.	1868	Mias M. L. Dickey.....	0	0	0	10 00	5	200	100	50	25	25
144 State Normal School at Glenville.....	1873 Harper's Ferry, W. Va.	1867	T. Marcolius Marshall.....	1,500	0	0	35 00	4	173	44	24	3	1
145 Marshall College.....	1867 Huntington, W. Va.	1867	Rev. N. C. Brackett, A. M.	0	0	0	0	5	175	61	55	30	29
146 West Liberty State Normal School.....	1873 Shepherdstown, W. Va.	1867	A. D. Chesterman.....	2,000	0	0	14 50	6	137	35	60	20	23
147 State Normal School.....	1871 West Liberty, W. Va.	1871	J. C. Gwynn.....	2,000	0	0	43 35	3	94	59	35	.....	.....
148 Wisconsin State Normal School.....	1871 Onkskoh, Wis.	1871	Joseph McMurran, A. M.	2,000	0	0	21 15	15	153	30	23	1	3
149 Catholic Normal School of the Holy Family*	1866 Plattville, Wis.	1866	George S. Albee, president.	418,243	0	0	31 60	12	409	112	112	107	108
150 State Normal School.....	1875 River Falls, Wis.	1875	E. A. Charlton, A. H.	16,900	0	0	36 32	11	361	43	60	117	142
151 State Normal School.....	1871 St. Francis, Wis.	1871	Rev. Thos. Brunner.....	13,113	0	0	0	6	89	50	.....	39	.....
152 Miner Normal School.....	1868 Washington, D. C.	1870	J. W. Stearns.....	0	0	0	13	422	203	109	83	64	0
153 Normal department of Howard University.....	(17th & Sanspoun etc.), Washington, D. C.	1867	Mrs. M. B. Briggs.....	0	0	0	.....	2	11	7	7	0	0
154 Washington Normal School.....	1873 Washington, D. C.	1873	Lorella E. Smith.....	0	0	2,600	.....	5	88	5	8	68	17
155 Normal dept of University of Decatur.....	Salt Lake City, Utah.....	1875	John B. Farr, M. D.	2,000	0	0	45 45	2	44	20	0	20	0

\* From Report of the Commissioner of Education for 1877.  
 † Excludes appropriations for permanent objects.  
 ‡ Income per capita from congressional land fund.  
 § Per month.  
 ¶ \$5.00 per month for each State student for normal attend.









TABLE III.—*Memoranda.*

Name.	Location.	Remarks.
Pacific Kindergarten Normal School	Los Angeles, Cal.	Removed to Oakland.
Normal department of Delaware College.	Newark, Del.	Does not appear to be a distinct department.
Delaware State Normal University	Wilmington, Del.	No information received.
Lewis High School.	Macon, Ga.	See Table VI.
Chicago High School, normal department.	Chicago, Ill.	No information received.
Leavenworth State Normal School of Kansas.	Leavenworth, Kans.	Closed.
Louisville Training School.	Louisville, Ky.	Suspended.
Kindergarten Normal Class.	Boston, Mass.	No information received.
Kindergarten Normal Institute.	St. Louis, Mo.	No information received.
Kindergarten Normal Training School.	Chapel Hill, N. C.	No information received.
Normal department, University of North Carolina	Kernersville, N. C.	Identical with University Normal School.
Day's Normal Institute	Little River, P. O., N. C.	No information received.
Ellendale Teachers' Institute	Wilmington, N. C.	No information received.
Hopedale Normal School.	Hopedale, Ohio.	No information received.
Orwell Normal Institute	Orwell, Ohio.	See Table VI.
Southern Ohio Normal School.	Pleasantville, Ohio.	No information received.
Normal course in Pacific University	Forest Grove, Oreg.	No information received.
Southern Normal School and Business Institute.	Jonesboro, Tenn.	Does not appear to be a distinct department.
New Providence Institute (Maryville College)	Maryville, Tenn.	No information received.

TABLE IV.—Statistics of commercial and business colleges for 1878; from replies to inquiries by the United States Bureau of Education.

Name.	Location.	Date of charter.	Date of organization.	Principal.	Number of male instructors.	Number of female instructors.	Total number of students, excluding day pupils and enrolling students.	Number of students.						
								In day school.			In evening school.			
								Total.	Male.	Female.	Total.	Male.	Female.	
1		2	3	4	5	6	7	8	9	10	11	12	13	14
1	Course in commerce in the State Agricultural and Mechanical College.	Auburn, Ala.		Rev. I. T. Tichenor, D. D., president.										
2	Howard College Business School.	Marion, Ala.	1842	James T. Marflee, LL. D.	5		40	40	40	0	0			
3	Commercial course in Spring Hill College.	Near Mobile, Ala.		Rev. D. Beaudouquin, S. J., president.										
4	Sacramento Business College.	Sacramento, Cal.	1873	E. C. Atkinson, president.	5	2	139	87	83	4	62	49	3	
5	Commercial department of St. Mary's College.	San Francisco, Cal.	1863	Brother Justin, president.	7	9	97	97	97					
6	Heald's Business College.	San Francisco, Cal.	1864	Edward F. Heald.	12	3	352	352	228	24	0	0	0	
7	Garden City Commercial College.	San Jose, Cal.	0	Harman E. Worcester.	5	3	198	127	98	29	31	31		
8	Commercial department of Pacific Methodist College.	Santa Rosa, Cal.		W. A. Long.										
9	Moore's Southern Business University.	Atlanta, Ga.	1858	R. F. Moore, president.	3		196	181	181			15	15	
10	Evergreen City Business College.	Bloomington, Ill.	1875	W. H. Marquand and C. E. Baker.	2		261	168	146	17	96	87	11	
11	Commercial course of St. Vincent's College.	Bourbonnais Grove, Ill.	1874	Rev. Thomas Roy, P. A. V.	15		120	120	120					
12	Commercial course of St. Ignatius College.	Chicago, Ill. (413 W. Twelfth street).	1870	Rev. Thomas H. Miles, S. J.	6	0	110	110	110	0	0	0	0	
13	The Bryant & Stratton Chicago Business College and English Training School.	Chicago, Ill. (77, 79, and 81 State street).	1856	George K. Rix.	13									
14	Western Business College.	Galesburg, Ill.	1862	J. M. Martin & Brother.	3		162	105	70	35	57	53	24	
15	Jacksonville Business College.	Jacksonville, Ill.	1866	Brown & Woodworth.	4		275	208	200	8	67	62	5	
16	Joliet Business College and English Training School.	Joliet, Ill.	1866	Homer Knessel.	2	1	400	400	300	100				
17	Parish's Business College and Telegraphic Institute.	Peoria, Ill.	1865	A. S. Parish.	2	1	209	159	183	26	72	62	10	
18	Gem City Business College.	Quincy, Ill.	1871	D. L. Mueselman.	6	0	275	248	220	28	63	75	8	
19	Becker's Business College.	Rockford, Ill.	1860	E. C. A. Becker.	3	2	120	98	78	20	23	22		
20	Business College.	Springfield, Ill.		James N. Mitchell.										
21	Springfield Business College.	Springfield, Ill.		S. Bogartus.										
22	Evansville Commercial College.	Evansville, Ind.	1850	G. W. Rank and E. J. Wright.	1	1	167	276	264	13	41	41		
							317							

TABLE IV.—Statistics of commercial and business colleges for 1878, &c.—Continued.

Name.	Location.	Date of charter.	Date of organization.	Principal.	Number of male instructors.	Number of female instructors.	Number of students.							
							In day school.				In evening school.			
							Total.	Male.	Female.	Total.	Male.	Female.	Total.	Male.
<b>1</b>	<b>2</b>	<b>3</b>	<b>4</b>	<b>5</b>	<b>6</b>	<b>7</b>	<b>8</b>	<b>9</b>	<b>10</b>	<b>11</b>	<b>12</b>	<b>13</b>	<b>14</b>	
23 Indianapolis Business College and Telegraph Institute.	Indianapolis, Ind. (N. Penn.sylvania street).	.....	1868	C. C. Koerner and J. R. Goodler.	11	.....	6350	205	240	25	85	82	3	
24 Star City Business College.	Lafayette, Ind.	0	1866	P. W. Kennedy	2	0	128	88	85	3	40	34	6	
25 Hall's Business College.	Lafayette, Ind.	.....	1867	Edwin A. Hall	2	.....	75	51	47	4	24	19	5	
26 Commercial department of the University of Notre Dame.	Notre Dame, Ind.	1844	1842	Very Rev. William Corby, C. S. C., president ex officio.	6	.....	.....	.....	.....	.....	.....	.....	.....	
27 Terre Haute Commercial College and Institute of Penmanship.	Terre Haute, Ind.	.....	1862	R. Garvin	3	.....	96	60	58	8	46	46	.....	
28 Allen's Business College.	Burlington, Iowa.	.....	1865	W. P. Allen and A. M. Allen	3	.....	75	50	40	4	25	23	2	
29 Clinton Commercial College.	Clinton, Iowa.	.....	1870	W. H. Pearce	2	.....	87	60	45	15	27	25	2	
30 Davenport Business College.	Davenport, Iowa.	.....	1865	D. R. Lillibridge and W. H. Valentine.	8	.....	368	368	339	29	.....	.....	.....	
31 Baylies' Commercial College.	Dubuque, Iowa.	1859	1838	C. Baylies	0	2	312	275	250	25	210	190	40	
32 Hurst's National Business College of Upper Iowa University.	Fayette, Iowa.	.....	1867	H. E. Hurd.	2	.....	106	106	57	49	.....	.....	.....	
33 Ottumwa Business College.	Ottumwa, Iowa.	.....	1870	W. D. Stroug	2	.....	49	35	27	8	35	28	7	
34 Crazon's Commercial College.	Leavenworth, Kans.	.....	.....	J. H. Cruzen	2	1	34	18	13	5	10	14	2	
35 Western Business College.	Topeka, Kans.	.....	1867	M. A. Pond	1	.....	20	12	9	3	14	10	4	
36 Commercial (or Business) College of Kentucky University.	Lexington, Ky.	.....	.....	W. R. Smith, president, E. W. Smith, principal.	.....	.....	125	.....	.....	.....	.....	.....	.....	
37 Ware's Bryant & Stratton Business College.	Louisville, Ky. (80 Main st.)	.....	1863	W. T. Burke	5	0	297	231	231	0	66	66	0	
38 J. W. Blackman's Commercial College.	New Orleans, La. (131 Carondelet street).	.....	1862	J. W. Blackman	5	0	75	60	60	0	15	15	0	
39 Soule's Commercial College and Literary Institute.	New Orleans, La. (cor. St. Charles and Lafayette sts.)	1861	1856	George Soule	7	0	228	109	169	0	69	69	0	
40 Dirigo Business College.	Augusta, Me.	1867	1865	D. M. Watt	1	1	250	175	155	20	75	50	25	
41 Commercial College.	Vassalborough, Me.	.....	.....	George A. Kilgore	.....	.....	924	.....	.....	.....	.....	.....	.....	
42 Eaton & Burnett's Business College.	Baltimore, Md.	.....	.....	.....	.....	.....	.....	.....	.....	.....	.....	.....	.....	
43 Bryant & Stratton Commercial School.	Boston, Mass. (608 Washington street).	.....	1860	H. E. Hibbard	6	4	200	200	160	40	.....	.....	.....	

STATISTICAL TABLES.

		1848		1848	Charles French, A. M.	5	0	128	115	96	19	13	10	3	
44	French's Business and Nautical College	.....	Boston, Mass. (630 Washing- ton street).	1848	Charles French, A. M.	.....	0	128	115	96	19	13	10	3	
45	Sawyer's Business College	.....	Boston, Mass. (161 Tremont street).	1853	George A. Sawyer	.....	2	0	104	78	51	0	0	0	
46	Carver's Commercial College*	.....	Pittsfield, Mass.	1851	Emerson F. Carver, A. M.	.....	2	25	25	25	.....	0	0	0	
47	Goldsmith's Bryant & Stratton Business University.	.....	Detroit, Mich.	1852	J. H. Goldsmith	.....	5	285	199	191	8	96	96	0	
48	Mayhew Business College	.....	Detroit, Mich.	1859	Jas. Mayhew, LL. D.	.....	3	1	105	85	10	45	40	3	
49	Grand Rapids Business College and Provi- dential and Telegraphic Department of Hillsdale College.	.....	Grand Rapids, Mich.	1866	C. G. Swensberg	.....	2	126	126	110	16	.....	.....	.....	
50	Jackson Business College	.....	Hillsdale, Mich.	1855	Alexander C. Ridout, LL. D.	.....	3	1	162	98	29	64	58	6	
51	Kalamazoo Business College and Telegraph Institute.	.....	Jackson, Mich.	1871	G. M. Derrin	.....	1	118	77	68	9	41	54	7	
52	Lansing Business College	.....	Kalamazoo, Mich.	1869	W. F. Parsons	.....	2	180	99	84	15	31	23	3	
53	Minnneapolis Business College	.....	Lansing, Mich.	1867	H. P. Bartlett	.....	1	66	66	48	8	10	.....	.....	
54	St. John's Commercial College	.....	Minnneapolis, Minn.	1875	U. C. Curtis	.....	3	232	213	195	13	20	20	.....	
55	St. Paul Business College and Telegraphic Institute.	.....	St. Joseph, Minn.	1865	Very Rev. Norbert Hof- fman, O. S. A.	.....	3	213	164	151	3	60	60	.....	
56	St. Stanislaus Commercial College*	.....	St. Paul, Minn.	1855	William A. Fields	.....	10	0	180	130	0	0	0	0	
57	Bryant's Business College	.....	Bay St. Louis, Miss.	1864	Brother Richmond	.....	3	240	200	177	3	40	40	0	
58	St. Joseph Commercial College	.....	St. Joseph, Mo.	1872	Brother Arthimian	.....	7	1	260	270	.....	.....	.....	.....	
59	Bryant & Stratton Business College*	.....	St. Louis, Mo.	1861	W. M. Chapman	.....	10	0	183	153	0	0	0	0	
60	Commercial department of the St. Louis University.	.....	St. Louis, Mo.	1852	Rev. Joseph E. Keller, S. J.	.....	4	1	255	153	148	25	72	65	7
61	Jones Commercial College	.....	St. Louis, Mo. (210 N. Fourth street).	1871	Thomas A. Rice, A. M., LL. B.	.....	4	275	196	151	2	52	52	.....	
62	Great Western Business College	.....	Omaha, Neb.	1874	G. E. Rathbun	.....	2	78	43	40	3	35	35	.....	
63	Bryant & Stratton College	.....	Manchester, N. H.	1865	Prof. George A. Gaskell	.....	2	100	60	40	10	50	35	15	
64	Elisabeth Business College	.....	Elizabeth, N. J. (315-323 Jof- erson avenue).	1873	James H. Lesauy, Ph. D.	.....	4	3	98	75	24	23	30	3	
65	Bryant & Stratton Business College	.....	Newark, N. J.	1863	Arthur B. Clark	.....	10	1	150	85	74	11	65	60	5
66	Gregory Business College	.....	Newark, N. J.	0	W. B. Allen	.....	4	0	150	113	14	37	35	2	
67	Capital City Commercial College	.....	Trenton, N. J.	0	Folsom & Clark	.....	5	0	150	140	10	50	50	0	
68	Folsom's Business College	.....	Albany, N. Y.	0	Thomas R. Brown	.....	6	2	200	200	50	150	125	25	
69	Brown's Business College	.....	Brooklyn, N. Y. (304 and 306 Fulton street).	1849	Charles Claghorn	.....	3	2	118	109	9	0	0	0	
70	Claghorn's Bryant & Stratton Business Col- lege.	.....	Brooklyn, N. Y. (40 Court street).	1861	George W. French, LL. B.	.....	2	1	99	73	41	23	26	26	
71	French's Business and Telegraph College	.....	Brooklyn, N. Y. (311 Fulton st., corner Johnson street).	1868	Henry C. Wright	.....	6	0	203	137	130	7	74	2	
72	Wright's Business College	.....	Brooklyn, N. Y. (111 South Sixth street).	0	J. C. Bryant and C. L. Bryant	.....	4	214	140	130	20	74	68	6	
73	Bryant's Buffalo Business College	.....	Buffalo, N. Y. (corner Main and Seneca streets).	1854	.....	.....	.....	.....	.....	.....	.....	.....	.....	.....	

\* From Report of the Commissioner of Education for 1877. e Total for year, 712. c In classical and commercial course. d These are for evening school also.

TABLE IV.—Statistics of commercial and business colleges for 1878, &c.—Continued.

Name.	Location.	Date of charter.	Date of organization.	Principal.	Number of male instructors.	Number of female instructors.	Number of students.						
							In day school.			In evening school.			
							Total	Male.	Female.	Total	Male.	Female.	
1	2	3	4	5	6	7	8	9	10	11	12	13	14
23	Indianapolis Business College and Telegraph Institute.	Indianapolis, Ind. (N. Pennsylvanna street).	.....	C. C. Koerner and J. R. Goodier.	11	.....	6350	265	240	25	85	82	3
24	Star City Business College.	Lafayette, Ind.	0	P. W. Kennedy	2	0	128	88	85	3	40	34	6
25	Hall's Business College.	Leopold, Ind.	1867	Edwin A. Hall	2	.....	75	51	47	4	24	19	5
26	Commercial department of the University of Notre Dame.	Notre Dame, Ind.	1844	Very Rev. William Corby, c. s. c., president ex officio.	6	.....	.....	.....	.....	.....	.....	.....	.....
27	Terre Haute Commercial College and Institute of Penmanship.	Terre Haute, Ind.	.....	R. Garvin	3	.....	96	66	58	8	46	46	.....
28	Allen's Business College.	Burlington, Iowa.	1865	W. P. Allen and A. M. Allen.	3	.....	75	50	46	4	25	23	2
29	Clinton Commercial College.	Clinton, Iowa.	1870	W. H. Pease	2	.....	87	60	43	15	27	23	2
30	Davenport Business College.	Davenport, Iowa.	1865	D. R. Lillibridge and W. H. H. Valentine.	8	.....	368	368	339	29	.....	.....	.....
31	Baylies' Commercial College.	Dubuque, Iowa.	1838	C. Baylies	6	2	342	275	250	25	230	190	40
32	Hurd's National Business College of Upper Iowa University.	Fayette, Iowa.	1867	H. E. Hurd	2	.....	108	106	57	49	.....	.....	.....
33	Ottumwa Business College.	Ottumwa, Iowa.	1870	W. D. Strong	2	.....	40	35	27	8	35	28	7
34	Cruzen's Commercial College.	Leavenworth, Kans.	.....	J. H. Cruzen	2	1	34	18	13	5	16	14	2
35	Western Business College.	Topoka, Kans.	1867	M. A. Pond	1	.....	26	12	9	3	14	10	4
36	Commercial (or Business) College of Kentucky University.	Lexington, Ky.	.....	W. R. Smith, president, E. W. Smith, principal.	.....	.....	125	.....	.....	.....	.....	.....	.....
37	Warr's Bryant & Stratton Business College.	Louisville, Ky. (80 Main st.)	1863	W. T. Burke	5	0	297	231	231	0	66	66	0
38	J. W. Blackman's Commercial College.	New Orleans, La. (131 Carondelet street).	1862	J. W. Blackman	5	0	75	60	60	0	15	15	0
39	Soulé's Commercial College and Literary Institute.	New Orleans, La. (cor. St. Charles and Lafayette sts.)	1861	George Soulé	7	0	238	169	169	0	69	69	0
40	Dirigo Business College.	Augusta, Me.	.....	D. M. Waitt	1	.....	250	175	155	20	75	50	25
41	Commercial College.	Vassalborough, Me.	1867	George A. Kilgore	1	.....	624	.....	.....	.....	.....	.....	.....
42	Eaton & Burnett's Business College.	Baltimore, Md.	.....	H. E. Hibbard	6	4	200	200	160	40	.....	.....	.....
43	Bryant & Stratton Commercial School.	Boston, Mass. (608 Washington street).	1860	H. E. Hibbard	6	4	200	200	160	40	.....	.....	.....





TABLE IV.—Statistics of commercial and business colleges for 1878, &c.—Continued.

Name.	Location.	Date of charter.	Date of organization.	Principal.	Number of male instructors.	Number of female instructors.	Number of students.						
							Total number of students, excluding duplicates enrollments.		In day school.		In evening school.		
							Total.	Male.	Female.	Total.	Male.	Female.	
1	2	3	4	5	6	7	8	9	10	11	12	13	14
76 Commercial dept. of St. Joseph's College.....	Buffalo, N. Y.	.....	1861	Brother Eligius.....	4	0	70	70	0	0	0	0	0
77 Medina Business College.....	Medina, N. Y.	.....	1868	A. J. Warner.....	2	0	60	38	0	0	0	12	10
78 The Elmwood Seminary, commercial department.....	Glen's Falls, N. Y.	.....	.....	J. N. Whipple.....	.....	.....	.....	.....	.....	.....	.....	.....	.....
79 Hudson Business College*.....	Hudson, N. Y.	.....	1873	Ansel E. Mackey.....	1	2	68	46	6	6	20	20	7
80 Cady & Walworth's Business College.....	New York, N. Y. (60 East fourteenth street)	.....	1870	C. E. Cady.....	2	.....	255	136	6	6	90	83	7
81 Commercial department of the College of St. Francis Xavier.....	New York (49 W. Fifteenth street)	.....	1847	Rev. Henry Hudson, S. J., President.....	.....	.....	.....	.....	.....	.....	.....	.....	.....
82 Packard's Business College.....	New York, N. Y. (905 Broad- way)	.....	1868	S. S. Packard.....	8	1	316	316	17	0	0	0	0
83 Paine's Business College.....	New York, N. Y. (62 Bowery, corner Canal street)	.....	1849	Martin S. Paine.....	4	1	670	447	860	97	223	175	48
84 Paine's Up-town Business College.....	New York, N. Y. (213 Broad- way, cor. Thirty-fourth st.)	.....	1872	Martin S. Paine.....	2	0	202	134	109	25	68	55	13
85 Eastman National Business College*.....	Rochester, N. Y.	.....	1859	H. G. Eastman, LL. D., pres't.....	11	0	632	655	652	2	184	184	.....
86 Rochester Business University.....	Rochester, N. Y.	.....	1863	L. L. Williams, president.....	6	0	394	236	291	7	98	65	31
87 Bryant & Stratton Business College and Telegraphic Institute.....	Syracuse, N. Y.	.....	1866	C. F. Meads.....	2	1	125	76	76	5	50	45	5
88 Troy Business College.....	Troy, N. Y.	.....	1871	Thomas H. Shields.....	2	.....	100	97	2	6	60	43	7
89 Bryant & Stratton Union Business College*.....	Utica, N. Y.	.....	1868	H. E. McCreary and Thomas Shields.....	3	1	239	124	113	11	136	117	18
90 Commercial department of Wake Forest College*.....	Wake Forest, N. C.	.....	1866	Prof. L. R. Mills, A. M.....	1	.....	12	12	12	.....	.....	.....	.....
91 Akron Business College.....	Akron, Ohio	.....	1866	O. S. Warner, A. M.....	2	.....	60	22	21	1	28	24	4
92 Commercial department of St. Xavier Col- lege.....	Cincinnati, Ohio	.....	1861	Rev. Thomas O'Neil, S. J., President.....	.....	.....	87	87	.....	.....	.....	.....	.....
93 Nelson's Business College.....	Cincinnati, Ohio (southeast cor. Fourth and Vine sts.)	.....	1866	Richard Nelson.....	3	1	163	158	146	5	.....	.....	.....

	1874	1875	1876	1877	1878	1879	1880	1881	1882	1883	1884	1885	1886	1887	1888	1889	1890	1891	1892	1893	1894	1895	1896	1897	1898	1899	1900			
94	Queen City Commercial College	Cincinnati, Ohio (northwest cor. Fifth and Walnut sts.)	1874	Henry A. Faber	6	0	351	185	182	3	219	219	0																	
95	Spencerian Business College	Cleveland, Ohio (corner Superior and Sumac sts.)	1863	Platt R. Spencer	5	.....	450	365	340	25	85	80	5																	
96	Miami Commercial College	Dayton, Ohio	1860	A. D. Witt	2	.....	125	104	100	4	21	30	1																	
97	Business department of Mt. Union College	Mt. Union, Ohio	1858	O. N. Hartshorn, L. D., pres't.	5	.....	231	231	231	(231)	.....	.....	.....																	
98	Oberlin Business College	Oberlin, Ohio	1858	J. G. Kline	2	2	45	28	23	5	80	21	9																	
99	Van Sickle's Business College	Springfield, Ohio	1871	J. W. Van Sickle, A. M., M. D.	1	.....	24	24	20	16	4	11	11																	
100	Toledo Business College	Toledo, Ohio	1863	G. E. Desviller	5	1	139	139	116	23	92	76	16																	
101	Zanesville Business College	Zanesville, Ohio	1866	F. M. Chesler	3	.....	121	79	65	14	42	37	5																	
102	Allentown Business College	Allentown, Pa.	1869	W. L. Blackman	2	.....	85	85	81	4	11	11	.....																	
103	Commercial course of St. Vincent's College	Beatty's post-office, Pa.	1870	Rt. Rev. Boniface Wimmer, O. S. B., president.	.....	.....	58	58	58	.....	.....	.....	.....																	
104	Kansas' Institute of Business and Finance	Easton, Pa.	0	James T. Knasus	3	0	110	75	75	0	85	85	0																	
105	Young Commercial College	Kingston, Pa.	1863	L. L. Sprague	3	.....	78	78	75	3	.....	.....	.....																	
106	Keystone Business College	Lancaster, Pa.	1873	R. S. Blackman	2	.....	60	.....	.....	.....	.....	.....	.....																	
107	Bryant, Stratton & Smith Business College	Meadville, Pa.	1865	A. W. Smith	3	2	678	658	658	650	.....	.....	.....																	
108	Bryant & Stratton Business College	Philadelphia, Pa. (108 S. Tenth street)	1867	J. E. Soule	9	.....	657	657	657	613	.....	.....	.....																	
109	Citizen Philadelphia Commercial College	Philadelphia, Pa. (corner Twelfth and Chestnut sts.)	1865	John Grossbeck	8	.....	385	.....	.....	.....	.....	.....	.....																	
110	Petco's Union Business College	Philadelphia, Pa. (39 S. Tenth street)	0	Thomas May Petco, M. A.	11	0	468	345	322	23	113	112	1																	
111	Select Commercial School	Philadelphia, Pa. (Fifteenth and Chestnut streets)	.....	Chester E. Pond	1	.....	53	30	25	5	23	18	4																	
112	Pottsville Business College	Pottsville, Pa.	1874	M. J. Goldsmith	1	.....	50	30	30	.....	.....	.....	.....																	
113	WilliamSPORT Commercial College	WilliamSPORT, Pa.	1865	J. F. Davis and F. E. Wood	3	1	160	130	126	4	30	30	5																	
114	Providence Bryant & Stratton Business College	Providence, R. I.	1853	Thomas B. Stovel	6	.....	225	137	117	20	88	78	10																	
115	Schoolfield's Commercial College	Providence, R. I. (137 West minister street)	1846	Albert G. Schoolfield	3	1	290	290	268	23	.....	.....	.....																	
116	Warner's Polytechnic and Business College	Providence, R. I.	1863	W. W. Warner	9	2	304	352	229	23	52	41	11																	
117	Baba's Chattanooga Commercial College	Chattanooga, Tenn.	0	Jeremiah Baba	1	.....	50	20	20	.....	.....	.....	.....																	
118	Laddin's Business College	Memphis, Tenn.	1867	T. A. Laddin	2	.....	171	96	92	4	75	75	0																	
119	Frank Goodman & Co.'s Bryant & Stratton Business College	Nashville, Tenn.	1865	Frank Goodman	4	.....	174	133	133	.....	.....	.....	.....																	
120	Livingston's Galveston Business College	Galveston, Tex.	1877	Edward Livingston	2	.....	46	33	26	6	14	11	3																	
121	Old Dominion Business College	Richmond, Va.	1868	George M. Nicol	1	.....	46	30	30	.....	.....	.....	.....																	
122	Great Southern Business College	Parkersburg, W. Va.	1876	J. M. Hosom	2	1	74	51	40	11	23	18	5																	
123	National Tour Business College	Wheeling, W. Va.	0	A. M. Frazer & Co.	3	0	86	66	60	6	30	30	0																	
124	Fond du Lac Commercial College	Fond du Lac, Wis.	1864	S. D. Mann and L. B. Everdell	2	0	156	130	89	41	23	26	0																	
125	Green Bay Business College	Green Bay, Wis.	1869	A. C. Blackman	2	1	75	50	40	10	37	25	12																	
126	Janesville Business College and Institute of Pinnaculum	Janesville, Wis.	1868	F. E. Fellows	3	0	215	121	121	0	84	84	10																	
127	Northwestern Business College and Institute of Pinnaculum	Madison, Wis.	.....	H. M. Wilmot	7	1	320	292	220	72	43	31	12																	
128	Spencerian Business College	Milwaukee, Wis.	1870	Robert C. Spencer	3	1	174	146	135	11	23	26	3																	
129	Spencerian Business College	Washington, D. C. (corner Seventh and L sts. N. W.)	0	Henry C. Spencer	2	1	125	74	51	23	51	39	12																	

\* From Report of the Commissioner of Education for 1877.      a All these scholars attend the evening school also.      b Includes day and evening school.

TABLE IV.—Statistics of commercial and business colleges for 1878, ft.—Continued.

NOTE.—The branches taught are indicated by x.

Name.	Number of students.				Branches taught.										Volumes in library.		Number of months in full course of study.	Number of weeks in school year.	Number of months in even- ing school.	Annual charge for each stu- dent for tuition.			
	In phonography.	In telegraphy.	In German.	In French.	In Spanish.	Average age of students.	Common English and correspondence.														Increase in school year.	Whole number.	
							Pennanship.	Bookkeeping.	Higher mathematics.	Surveying.	Banking.	Commercial law.	Political economy.	Life insurance.	Phonography.	Telegraphy.							
<b>I</b>	15	16	17	18	19	20	21	22	23	24	25	26	27	28	29	30	31	32	33	34	35	36	37
1 Course in commerce in the State Agricultural and Mechanical College.							x	x	x	x								1,100	60	2 yrs.	40		\$80
2 Howard College Business School.	0	0				17	x	x	x	x								700	100	3 yrs.	40		
3 Commercial course in Spring Hill College.					9-15		x	x	x	x										12	12		75
4 Sacramento Business College	7	23	5	12	0	18	x	x	x	x										40	43		2250-275
5 Commercial department of St. Mary's College.			1	3	20	18	x	x	x	x										6-18	52	0	125
6 Heald's Business College.			21	19	34	16	x	x	x	x										0	46	6	135
7 Garden City Commercial College.	1	23	0	0	0	20	x	x	x	x										00			60
8 Commercial department of Pacific Methodist College.							x	x	x	x										11 1/2	51	6	100
9 Moore's Southern Business University.						21	x	x	x	x										12	50	9	65
10 Evergreen City Business College	8					17	x	x	x	x										10	42		40
11 Commercial course of St. Viator's College	20	10	15	60	17													2,700	200	10	40		
12 Commercial course of St. Ignatius College	6	95	5	15	15													10,500	500	10	40		40
13 The Bryant & Stratton Chicago Business Col- lege and English Training School.							6x	6x	6x	6x										10	40	6	60
14 Western Business College.	6					17	x	x	x	x										10	40	6	60
15 Jacksonville Business College							x	x	x	x										10	40	6	25
16 Joliet Business College and English Training School.	10	21					x	x	x	x								4,500	500	10	40	9	25
17 Parish's Business College and Telegraphic In- stitute.	5					19	x	x	x	x										10	42	5	45, 00
18 Gem City Business College	0	0	0	0	0	17	x	x	x	x								100	0	10	42	5	45, 00
19 Becker's Business College	3	2				18	x	x	x	x										50	50	6	
20 Business College.							x	x	x	x										6	50	6	65
21 Springfield Business College							x	x	x	x								100		6	50	6	65
22 Evansville Commercial College	20					19	x	x	x	x										6	52	11	40
23 Indianapolis Business College and Telegraph Institute.	63	145	102	4		19	6x	6x	6x	6x										3-16	52	12	40-150

24	Star City Business College.....	18	5	0	0	0	17	x	x	x	x	x	x	x	x	0	42	7
25	Hall's Business College.....						17½	x	x	x	x	x	x	x	x		40	6
26	Commercial department of the University of Notre Dame.....							x	x	x	x	x	x	x	x		2 yrs.	6
27	Terre Haute Commercial College and Institute of Pennsylvania.....		4				19	x	x	x	x	x	x	x	x			6
28	Allen's Business College.....						19	x	x	x	x	x	x	x	x		53	6
29	Clinton Commercial College.....						18½	x	x	x	x	x	x	x	x		6	5
30	Davenport Business College.....						19	x	x	x	x	x	x	x	x		53	6
31	Eayles' Commercial College.....						19	x	x	x	x	x	x	x	x		53	6
32	Hart's National Business College of Upper Iowa University*.....		5	2			19	x	x	x	x	x	x	x	x		40	6
33	Loyola University*.....							x	x	x	x	x	x	x	x			6
34	Ottumwa Business College.....							x	x	x	x	x	x	x	x		2,500	12
35	Cruzen's Commercial College.....		3				20	x	x	x	x	x	x	x	x		6	48
36	Western Business College.....						20	x	x	x	x	x	x	x	x		5	7
37	Commercial (or Business) College of Kentucky University.....						20	x	x	x	x	x	x	x	x		13	13
38	War's Bryant & Stratton Business College.....							x	x	x	x	x	x	x	x			6
39	J. W. Blackburn's Commercial College.....		0	0	0	2	12-18	x	x	x	x	x	x	x	x	150	51	7
40	Souls's Commercial College and Literary In- stitute.....		0	0	3	31	9	x	x	x	x	x	x	x	x	650	4	53
41	Dirigo Business College.....						20	x	x	x	x	x	x	x	x		13	51
42	Commercial College.....							x	x	x	x	x	x	x	x		50	12
43	Eaton & Burnett's Business College.....							x	x	x	x	x	x	x	x		53	12
44	Bryant & Stratton Commercial School.....			2	6		18	x	x	x	x	x	x	x	x	100	40	0
45	French's Business and Nautical College.....			0	0	0	20	x	x	x	x	x	x	x	x	50	53	6
46	Sawyer's Business College.....			0	0	0	20	x	x	x	x	x	x	x	x		44	44
47	Carver's Commercial College*.....			0	0	0	20	x	x	x	x	x	x	x	x			53
48	Goldsmith's Bryant & Stratton Business Uni- versity.....		41				18	x	x	x	x	x	x	x	x		5	6
49	Mayhew Business College.....						21	x	x	x	x	x	x	x	x	450	10	44
50	Grand Rapids Business College and Practical Training School.....						18	x	x	x	x	x	x	x	x	600		5
51	Commercial and telegraphic department of Hillsdale College.....		0	10	0	0	23	x	x	x	x	x	x	x	x		44	3
52	Jackson Business College.....						18	x	x	x	x	x	x	x	x			50
53	Kalamazoo Business College and Telegraph In- stitute.....		6				16	x	x	x	x	x	x	x	x		12	52
54	Lansing Business College.....			0	0	0	18	x	x	x	x	x	x	x	x		8-5	40
55	Minneapolis Business College.....			0	0	0	18	x	x	x	x	x	x	x	x		53	6
56	St. John's Commercial College.....						28	x	x	x	x	x	x	x	x	179	8-12	50
57	St. Paul Business College and Telegraphic In- stitute.....		5				18	x	x	x	x	x	x	x	x	1,500	40	43
58	St. Stanislaus Commercial College*.....		0	8	15	65	0	x	x	x	x	x	x	x	x	550	12	53
59	Bryant's Business College.....			12	0	0	18	x	x	x	x	x	x	x	x	80	40	40
60	St. Joseph Commercial College.....							x	x	x	x	x	x	x	x		4	52
61	Bryant & Stratton Business College*.....		25					x	x	x	x	x	x	x	x		10	40
62	Commercial department of the St. Louis Uni- versity.....		0	50	80	12	0	x	x	x	x	x	x	x	x	220,000	40	0

\* From Report of the Commissioner of Education for 1877.  
 † Drawing is also taught.  
 ‡ Board and tuition.  
 § Per course of six months.  
 ¶ Scholarship, time unlimited.  
 †† Per full course, time unlimited.  
 ‡‡ There are six students in Latin.  
 §§ Navigation is also taught.  
 ¶¶ University library.

TABLE IV.—Statistics of commercial and business colleges for 1978, &c.—Continued.

NOTE.—The branches taught are indicated by x.

Name.	Number of students.					Average age of students.	Branches taught.											Number of months in full course of study.	Number of weeks in school year.	Number of months of evening school.	Annual charge to each student for tuition.		
	In language.						Common English and correspondence.	Penmanship.	Bookkeeping.	Higher mathematics.	Surveying.	Banking.	Commercial law.	Political economy.	Life insurance.	Phonography.	Telegraphy.					Volumes in library.	
	In phonography.	In telegraphy.	In German.	In French.	In Spanish.																	Whole number.	Increase in the last school year.
1	15	19	17	5	0	19	x	x	x	x	x	x	x	x	x	x	x	33	53	36	48	20-80	
2	0	0	0	0	0	17	x	x	x	x	x	x	x	x	x	x	x	315	53	12	6	50-70	
3	0	0	5	0	0	17	x	x	x	x	x	x	x	x	x	x	x	315	53	9	9	50-70	
4	0	0	0	0	0	17	x	x	x	x	x	x	x	x	x	x	x	315	53	9	9	50-70	
5	2	6	6	1	16	16	x	x	x	x	x	x	x	x	x	x	x	600	50	9	9	100	
6	3	9	15	4	17	17	x	x	x	x	x	x	x	x	x	x	x	600	50	9	9	100	
7	17	17	17	17	17	17	x	x	x	x	x	x	x	x	x	x	x	0	0	9	9	52	
8	0	2	0	0	0	17	x	x	x	x	x	x	x	x	x	x	x	0	0	9	9	52	
9	10	5	0	0	0	18	x	x	x	x	x	x	x	x	x	x	x	200	13	13	13	240, 60, 100, 99	
10	5	29	0	0	0	18	x	x	x	x	x	x	x	x	x	x	x	200	13	13	13	240, 60, 100, 99	
11	5	0	0	0	0	18	x	x	x	x	x	x	x	x	x	x	x	200	13	13	13	240, 60, 100, 99	
12	5	0	0	0	0	18	x	x	x	x	x	x	x	x	x	x	x	200	13	13	13	240, 60, 100, 99	
13	5	0	17	4	19	19	x	x	x	x	x	x	x	x	x	x	x	100	13	13	13	240, 60, 100, 99	
14	0	0	0	0	0	19	x	x	x	x	x	x	x	x	x	x	x	100	13	13	13	240, 60, 100, 99	
15	0	0	23	5	4	17	x	x	x	x	x	x	x	x	x	x	x	2, 050	11	11	11	240, 60, 100, 99	
16	2	2	23	5	4	17	x	x	x	x	x	x	x	x	x	x	x	2, 050	11	11	11	240, 60, 100, 99	
17	0	0	0	0	0	17	x	x	x	x	x	x	x	x	x	x	x	0	0	9	9	52	
18	0	0	0	0	0	17	x	x	x	x	x	x	x	x	x	x	x	0	0	9	9	52	
19	0	0	0	0	0	17	x	x	x	x	x	x	x	x	x	x	x	0	0	9	9	52	
20	0	0	0	0	0	17	x	x	x	x	x	x	x	x	x	x	x	0	0	9	9	52	
21	0	0	0	0	0	17	x	x	x	x	x	x	x	x	x	x	x	0	0	9	9	52	
22	0	0	0	0	0	17	x	x	x	x	x	x	x	x	x	x	x	0	0	9	9	52	
23	1	47	0	0	0	17	x	x	x	x	x	x	x	x	x	x	x	0	0	9	9	52	
24	23	0	43	59	24	17	x	x	x	x	x	x	x	x	x	x	x	430	44	13	13	80-150	
25	25	0	10	0	4	20	x	x	x	x	x	x	x	x	x	x	x	0	13	13	13	80-150	
26	4	0	0	0	0	19	x	x	x	x	x	x	x	x	x	x	x	0	13	13	13	80-150	
27	15	40	0	0	0	20	x	x	x	x	x	x	x	x	x	x	x	0	13	13	13	80-150	
28	0	0	0	0	0	20	x	x	x	x	x	x	x	x	x	x	x	0	3-4	13	13	80-150	
29	0	0	0	0	0	20	x	x	x	x	x	x	x	x	x	x	x	0	3-4	13	13	80-150	
30	0	15	0	0	0	19	x	x	x	x	x	x	x	x	x	x	x	100	13	13	13	80-150	

88	Troy Business College	0	3	0	5	0	17	x	x	x	x	x	x	x	x	x	x	x	11	48	6	75
89	Bryant & Stratton Union Business College*	8	10	6			17	x	x	x	x	x	x	x	x	x	x	x	8-9	52	6	73
90	Commercial dept. of Wake Forest College						18	x	x	x	x	x	x	x	x	x	x	x	10	49		60
91	Akron Business College	1	0	0	0	0	18	x	x	x	x	x	x	x	x	x	x	x	8-30	80-85	6	85-90
92	Commercial department of St. Xavier College						18	x	x	x	x	x	x	x	x	x	x	x				60
93	Nelson's Business College	0	0	0	0	0	18	x	x	x	x	x	x	x	x	x	x	x	12	50	7	60
94	Queen City Commercial College	0	0	0	0	0	18	x	x	x	x	x	x	x	x	x	x	x	12	52	6	60
95	Spencerian Business College	80	6	6			17	x	x	x	x	x	x	x	x	x	x	x	4	52	6	60
96	Miami Commercial College						19	x	x	x	x	x	x	x	x	x	x	x				60
97	Business department of Mt. Union College						19	x	x	x	x	x	x	x	x	x	x	x				60
98	Oberlin Business College	4					19	x	x	x	x	x	x	x	x	x	x	x	24	52	6	60
99	Van Sickle's Business College						19	x	x	x	x	x	x	x	x	x	x	x	150	10	12	50
100	Toledo Business College						17	x	x	x	x	x	x	x	x	x	x	x	13	48	7	60
101	Zanesville Business College						18	x	x	x	x	x	x	x	x	x	x	x	76	70	10	50
102	Allentown Business College	1					18	x	x	x	x	x	x	x	x	x	x	x	8 yrs.			
103	Commercial course of St. Vincent's College						17	x	x	x	x	x	x	x	x	x	x	x	0	0	24	46
104	Knives' Institute of Business and Finance						17	x	x	x	x	x	x	x	x	x	x	x	4	48	6	80
105	Wyoming Commercial College*	0	20	0	0	0	22	x	x	x	x	x	x	x	x	x	x	x	10	43	10	60
106	Keystone Business College						19	x	x	x	x	x	x	x	x	x	x	x	22	22	48	6
107	Bryant, Stratton & Smith Business College*						18	x	x	x	x	x	x	x	x	x	x	x	70	70	6-12	51
108	Bryant & Stratton Business College*						18	x	x	x	x	x	x	x	x	x	x	x	260	52	7	100
109	Crittenden Philadelphia Commercial College						19	x	x	x	x	x	x	x	x	x	x	x	9	43	6	100
110	Peirce's Union Business College	18					19	x	x	x	x	x	x	x	x	x	x	x	75	16	12	52
111	Solcet Commercial School	1					21	x	x	x	x	x	x	x	x	x	x	x	100	12	52	60, 90
112	Portsville Business College*						18	x	x	x	x	x	x	x	x	x	x	x	12	52	6	100
113	Williamsport Commercial College						20	x	x	x	x	x	x	x	x	x	x	x	4	44	7	40
114	Providence Bryant & Stratton Business College						20	x	x	x	x	x	x	x	x	x	x	x				
115	Scholfield's Commercial College	2					20	x	x	x	x	x	x	x	x	x	x	x	150	0	11	48
116	Warner's Polytechnic and Business College*	20	10	12	6		16	x	x	x	x	x	x	x	x	x	x	x	9-6	42	6	100
117	Behm's Chattanooga Commercial College	0	0	0	0	0	15	x	x	x	x	x	x	x	x	x	x	x	12	52	12	64.5
118	Leddin's Business College						15	x	x	x	x	x	x	x	x	x	x	x	417	52	6	90
119	Frank Goodman & Co.'s Bryant & Stratton Business College*						17	x	x	x	x	x	x	x	x	x	x	x	4	51	6	75
120	Livingston's Galveston Business College						17	x	x	x	x	x	x	x	x	x	x	x	3	52	12	50
121	Old Dominion Business College						18	x	x	x	x	x	x	x	x	x	x	x	524	12	8	94
122	Great Southern Business College*	13					20	x	x	x	x	x	x	x	x	x	x	x	9			6
123	National Business College						17	x	x	x	x	x	x	x	x	x	x	x				
124	Fond du Lac Commercial College*	0	0	12	0	0	19	x	x	x	x	x	x	x	x	x	x	x	0	0		640
125	Green Bay Business College	12	10				18	x	x	x	x	x	x	x	x	x	x	x				83, 40, 70
126	Janesville Business College and Institute of Penmanship	0	0	12	0	0	18	x	x	x	x	x	x	x	x	x	x	x				640
127	Northwestern Business College and Institute of Penmanship	4	16	18			19	x	x	x	x	x	x	x	x	x	x	x	6	52	6	64.5
128	Spencerian Business College	0	0	0	0	0	17	x	x	x	x	x	x	x	x	x	x	x				86
129	Spencerian Business College	0	0	0	0	0	18	x	x	x	x	x	x	x	x	x	x	x	6-12	52	6	90

\* From Report of the Commissioner of Education for 1877.  
 † Life scholarship.  
 ‡ For 4 months, 6 months, and life membership.  
 § Latin and Greek are also taught.  
 ¶ For course.  
 † Latin is also taught.  
 ‡ There is also a polytechnic course, including civil and mechanical engineering and architectural drawing.  
 § For course; includes graduating fee.

TABLE IV.—*Memoranda.*

Name.	Location.	Remarks.
Art and Business College.....	Sacramento, Cal.....	Not found.
Dyrenfurth Business College.....	Chicago, Ill.....	Closed.
H. B. Bryant's Chicago Business College.....	Chicago, Ill.....	See The Bryant & Stratton Chicago Business College and English Training School.
Northwestern Business College and Art School (Northwestern College).	Naperville, Ill.....	Not a distinct school.
Commercial department of Butler University.....	Irvington, Ind.....	No longer a distinct department.
Burlington Business College.....	Burlington, Iowa.....	Name changed to Allen's Business College.
Western Business College.....	Leavenworth, Kans.....	Closed, being superseded by Crusen's Commercial College.
Buffalo Practical School.....	Buffalo, N. Y.....	See Table VI.
Rutherford's Business College.....	New York, N. Y.....	See Paine's Up-town Business College; identical.
Galveston Commercial College.....	Galveston, Tex.....	See Livingston's Galveston Business College; identical.
Commercial department of Lawrence University.....	Appleton, Wis.....	Not a distinct department.
Commercial department of Milton College.....	Milton, Wis.....	Not a distinct department.



*Commercial and business colleges from which no information has been received.*

Name.	Location.	Name.	Location.
Commercial department of Southern University.....	Greensboro', Ala.	Parson's Business College.....	East Saginaw, Mich.
Pacific Business College.....	San Francisco, Cal.	Spalding's Commercial College.....	Kansas City, Mo.
Institute Business College.....	San José, Cal.	Parson's Commercial College.....	Louisiana, Mo.
Business course of Bowdon College.....	Bowdon, Ga.	Buffalo Telegraph College.....	Buffalo, N. Y.
Bloomington Business University.....	Bloomington, Ill.	Dolbear's Commercial College.....	New York, N. Y.
Iowa City Commercial College.....	Iowa City, Iowa.	Columbus Business College.....	Columbus, Ohio.
Haylick Mercantile College.....	Keokuk, Iowa.	Buckeye Business and Telegraph College.....	Sandusky, Ohio.
Muscatine Business College.....	Muscatine, Iowa.	Iron City College.....	Pittsburgh, Pa.
Dolbear's Commercial College.....	New Orleans, La.	Greenwich Commercial College.....	East Greenwich, R. I.
Portland Business College.....	Portland, Me.	Dolbear's Commercial College.....	Nashville, Tenn.
Soldier's Bryant & Stratton Business College.....	Baltimore, Md.	Business College.....	Charleston, W. Va.
Comer's Commercial College.....	Boston, Mass.	Oakholt Business College.....	Oakholt, Wis.
Battle Creek Business College.....	Battle Creek, Mich.	Morgan Business College.....	Salt Lake City, Utah.

TABLE V.—*Statistics of Kindergärten for 1878; from replies to*

	Name of Kindergarten.	Location.	When established.	Name of conductor.	Number of assistants.	Pupils.		Number of hours taught daily.
						Number of.	Between the ages of—	
	1	2	3	4	5	6	7	8
1	Kindergarten* .....	Brooklyn, Cal. (East Oakland).	1877	Delia Augusta Curtis	0	10	3-8	3½
2	Kindergarten .....	Los Angeles, Cal .....		Miss Emilie Kahle .....		10		
3	California Model Kindergarten.	Oakland, Cal. (511 Seventeenth street).	1878	Emma Marwedel.....	2	28	3½-10	4
4	Free Public Kindergarten.	San Francisco, Cal. (Silver street).	1878	Miss Katherine D. Smith.		45	3-6	4½
5	Mrs. Colgate Baker's Kindergarten.	San Francisco, Cal. (848 and 850 Van Ness avenue).	1878	Mrs. Colgate Baker .....		6		
6	Zettka's Institute Kindergarten.	San Francisco, Cal. ....						
7	Miss Bebee's Kindergarten.*	Denver, Colo .....	1877	Mrs. F. A. Collar .....	1	22	3-9	3-5
8	Kindergarten.....	Bridgeport, Conn. (287 Myrtle avenue).	1872	Miss Hannah W. Terry	3	45	3-7	3
9	Misses Alcott & Sherwood's Kindergarten.	Stamford, Conn. (Prospect street).	1879	Misses Alcott and Sherwood.		10	3-7	3
10	Kindergarten.....	Macon, Ga.....	1878	Anna E. Mills.....	0	17	3-7	3
11	Private Kindergarten of the Belleville Ladies' Association.	Belleville, Ill. (Jackson street).	1875	Miss Clara Miller .....	3	60	3-7	4
12	Fröbel School and Kindergarten.*	Chicago, Ill. (482 West Washington street).	1872	Miss Sara Eddy.....	1	30	3-7	3
13	Miss Nellie C. Alexander's Kindergarten.	Chicago, Ill. (108 Langley avenue).	1877	Nellie C. Alexander...	0	18	3-8	4
14	Oakwood Kindergarten.	Chicago, Ill. (84 Oakwood boulevard).	1877	Josephine Jarvis.....	1	20	3-7	3
15	Park Institute Kindergarten.	Chicago, Ill. (103 and 105 Ashland avenue).	1878	Mrs. A. E. Bates.....	4	56	3-8	3-5

\*From Report of the Commissioner of Education for 1877.

*inquiries by the United States Bureau of Education.*

Number of school days in the week.	Number of weeks in the year.	Occupations of pupils.	Apparatus and appliances.	Effect of the system.
9	10	11	19	13
5	40	Weaving, sewing, perforating, modelling, &c.		
5	40	All usual occupations; also gymnastics, gardening, and excursions for instruction.	All of Fröbel's gifts and occupations, the writing books of J. Enthoffer, and the drawing materials of M. F. Benton.	Happiness, comfort, and justice create a healthy atmosphere of kindness and love, strengthening mind and body in a natural and harmonious development of good habits and an independent and responsible character, without injuring the individual powers.
5	44	All Fröbel's occupations; sewing, weaving, drawing, perforating, stick and slate laying, modelling, peas work, paper folding, &c.	All Fröbel's gifts of solids and planes.	The improvement in every direction is marvellous.
-----				Develops the physical, moral, and intellectual faculties in perfect health and beauty, and forms the groundwork of a thorough education.
5	40	Drawing, perforating, embroidery, weaving, folding, peas work, and modelling.	Fröbel's gifts, ruled tables, chairs, piano, pictures, plants, &c.	A marked improvement in the digestive and nervous development, and consequent quickening of the mental faculties.
5	40	Fröbel's occupations	Fröbel's gifts	Satisfactory.
5	40	Fröbel's 1st and 3d gifts, stick laying, drawing, mat weaving, paper folding, cutting and mounting, perforating, sewing, marching, calisthenics, and games.	Fröbel's gifts	Harmonious development.
5	40	Construction with building blocks, drawing, pricking, paper folding, weaving, ring laying, modelling with clay, and peas work.	1st, 2d, 3d, 8th, 9th, 10th, 11th, 12th, 14th, 18th, 19th, and 20th gifts; also various plants.	A marked development of the mental and physical powers.
5	44	Fröbel's occupations	-----	Very good; the pupils go to the public schools well prepared, and surpass others in every respect.
5	40	Fröbel's occupations	Fröbel's gifts, ruled tables, chairs, piano, plants, &c.	Energy of will and a corresponding energy of body; a power of concentration and a great aptitude for classification.
5	40	Fröbel's occupations; movement plays, games, and songs.	All of Fröbel's gifts, globe, plants, pictures, piano, and such ornaments as will improve the taste of the young observers and render the room cheerful.	Most happy and satisfactory; children grow strong visibly and show wonderful skill and dexterity, often marvellous acuteness and much original thought after a few months of training.
5	40	Building with cubes, oblongs, triangles, prisms, and squares, stick and ring laying, interlacing and weaving, drawing, painting, movement plays, &c.	Squared tables, cubes, cylinders, tablets, blocks, slates, drawing books, paints, clay, glass, &c.	Develops gradually and symmetrically the whole nature; educates eye and hand, excites and trains powers of perception and conception, and fosters love, reverence, and other moral attributes.
5	40	All usual occupations	Liberally supplied with all necessary material.	Excellent.

Succeeded in 1878 by Miss L. Reed.

TABLE V.—*Statistics of Kindergärten for 1878; from replies to*

	Name of Kindergarten.	Location.	When established.	Name of conductor.	Number of assist-ants.	Pupils.		
						Number of	Between the ages of—	Number of hours taught daily.
	1	2	3	4	5	6	7	8
16	Kindergarten of the Forrestville Public School.	Hyde Park, Ill. ....	1878	Mrs. M. E. Mann .....	3	50	3-6	....
17	La Grange Kindergarten.	La Grange, Ill. (near Chicago).	1877	Mrs. M. E. Mann, superintendent.	3	40	3-8	2
18	Indianapolis Kindergarten.	Indianapolis, Ind. (25 E. St. Joseph street).	1875	Miss Chapin .....	2	25	3-10	3-5
19	Cedar Rapids Kindergarten.	Cedar Rapids, Iowa (60 Iowa avenue).	1877	Mrs. C. F. Madeira and Miss Bessie Madeira.	3	37	3½-8	3
20	Lawrence Kindergarten.	Lawrence, Kans. ....	.....	.....	.....	.....	.....	.....
21	Kindergarten of German and English Academy.*	Louisville, Ky. (corner Second and Gray streets).	1871	Frances Wise .....	0	23	4-7	5
22	Kindergarten of Louisville Female Seminary.	Louisville, Ky. (5 W. Chestnut street).	1876	Miss Sara Fuller .....	.....	20	3-7	3
23	Miss Mary Barton's Kindergarten.	Louisville, Ky. (205 Sixth street).	1874	Miss Mary Barton .....	.....	.....	.....	.....
24	Mrs. Graham's Kindergarten.	Louisville, Ky. (66 Breckinridge street).	1876	Mrs. M. W. Graham ...	3	30	4-8	3
25	Kindergarten of Loquet-Leroy Institute.	New Orleans, La. (280 Camp street).	1877	Mrs. N. Cooper .....	.....	.....	4-7	.....
26	Kindergarten School.	Biddeford, Me. ....	.....	Miss Thompson .....	.....	.....	.....	.....
27	Kindergarten .....	Ellsworth, Me. ....	.....	.....	.....	.....	.....	.....
28	Bates Street Kindergarten.	Lewiston, Me. (94 Park street).	1875	Anna G. Morse .....	0	25	4-6	5
29	Kindergarten .....	Lewiston, Me. ....	.....	Miss Sarah E. Sprague.	.....	.....	.....	.....
30	Miss Williams' Kindergarten.	Baltimore, Md. (206 N. Howard street).	1873	E. Otis Williams .....	1	20	3½-9	3
31	Mrs. Voigt-Hiehle's German-American Kindergarten.*	Baltimore, Md. (263 Lexington avenue).	1875	Mrs. Louisa Voigt .....	0	12	4-7	4
32	Patterson Park Kindergarten.	Baltimore, Md. (322 E. Baltimore street).	1877	Misses K. S. French and J. F. F. Randolph, principals.	5	24	3-8	4
33	Cheaney Hall School Kindergarten.	Boston, Mass. (259 Boylston street).	1858	Misses Alice E. Balch and Laura E. Tilston.	.....	30	3½-7	3, 3½
34	Cushman School Charity Kindergarten.	Boston, Mass. (Parmenter street).	1878	Ida A. Noyes .....	1	40	3-5	3

\*From Report of the Commissioner of Education for 1877.

*Legislatives by the United States Bureau of Education—Continued.*

Number of school days in the week.	Number of weeks in the year.	Occupations of pupils.	Apparatus and appliances.	Effect of the system.
9	10	11	12	13
		Fröbel's occupations .....	.....	Favorable.
40		Fröbel's occupations .....	Squared tables, small chairs, piano, and slates.	Very beneficial.
5	40	Working with beads, cards, planes, clay, &c., games, music, paper cutting and folding, and books for the advanced pupils.	Usual Kindergarten gifts; a house built expressly for the Kindergarten, a large yard, mineral cabinet, and piano.	It gives added strength and health, makes the movements agile and graceful, and cultivates mentally and morally.
5	30	Gifts and occupations of the Fröbel system.	All necessary appliances for teaching the Fröbel system.	Perfectly satisfactory to both parents and teachers.
5	40	Fröbel's occupations .....	Fröbel's gifts .....	Excellent.
5	40	Paper folding, cutting, and mounting, matting, pricking, sewing, drawing, gymnastics, singing, and memorizing.	Fröbel's Kindergarten gifts.	It promotes healthy activity of body, awakens imagination, stimulates imitative and inventive faculties, and aids in the development of reason.
		Fröbel's occupations .....	Fröbel's gifts .....	Superior to any other method of instruction for children.
5	40	Fröbel's gifts and occupations.	The usual Kindergarten material and blackboards.	Unsurpassed by any other method.
		Fröbel's occupations .....	Fröbel's gifts .....	It appeals to the whole nature of the child, reaching at once his intellect, his emotions, and his physical activities, and contributes to produce a balanced development not attainable by any other system.
5	30	All of Fröbel's occupations except modelling.	Tables, chairs, and all materials for the occupations.	An excellent means for thorough physical and mental development.
5	30	Fröbel's Kindergarten occupations, and reading and writing for the more advanced pupils.	Fröbel's gifts .....	Physical, mental, and moral development according to nature's laws.
5	52	Kindergarten occupations; drawing, object lessons, &c.	Slates, blocks, pictures, books, paper, card board, &c.	Attaches children to school; engenders a love for books, for regularity and order, freedom and justice.
5	40	All of Fröbel's gifts and occupations, with movement songs, games, gymnastics, gardening, &c.	Squared tables, low chairs, all of Fröbel's gifts, plants, pictures, ornaments, piano, &c.	Physical development is very marked, and the preparatory mental training for the advanced departments of study is superior to that of any other system.
5	30	Weaving, sewing, cutting, folding, drawing, building, clay modelling, singing, gymnastics, painting, object lessons in geography, &c.	Blocks, paper, balls, clay, slates, pencils, sewing materials, cards, worsteds, splints, pictures, &c.	Harmonious development of moral and intellectual faculties.
5	40	Second and third gifts, drawing, weaving, sewing, paper cutting, and ball playing and staff laying, to give ideas of color, number, and form.	All usual Kindergarten material, with a piano, flowers, and pictures.	The children attending this Kindergarten, coming from homes the poorest and most wretched, are made more truly children by the training received, and are taught the proper use of their heretofore utterly neglected senses.

TABLE V.—*Statistics of Kindergärten for 1878; from replies to*

Name of Kindergarten.	Location.	When established.	Name of conductor.	Number of assistants.	Pupils.		
					Number of	Between the ages of—	Number of hours taught daily.
1	2	3	4	5	6	7	8
35 Kindergarten.....	Boston, Mass. (28 Mt. Vernon street).	1871	Miss Nina Moore .....	10	3-6	3	
36 Kindergarten .....	Boston, Mass. (61 Worcester street).	1878	Mary W. Mitchell ....	1	15	3-8	3½
37 Miss Devereux' Kindergarten.	Boston, Mass. (34 Newbury street).	1878	Mrs. S. S. Ropes .....	4	3-7	3	
38 Public Kindergarten*.	Boston, Mass. (Somerset, corner Allston street).	1870	Lucy H. Symonds.....	1	36	3-6	3
39 Roxbury Kindergarten	Boston, Mass. (Highlands, 19 Rockville Place).	1877	C. R. Sandford .....	0	10	3-7	3
40 South End Kindergarten.*	Boston, Mass. (154 W. Concord street).	1873	Mrs. A. E. Gardner ...	3	18	3-7	4
41 Dunster street Kindergarten.	Cambridge, Mass. (12 Dunster street).	1878	Lucy O. Fessenden....	0	25	3-6	3
42 Foster street Kindergarten.	Cambridge, Mass. (17 Lowell street).	1877	Mary Florence Taft... ..	0	22	2½-6	3
43 Free Kindergarten ...	Cambridge, Mass. (Concord avenue).	1877	Helen Willson .....	1	40	3-7	3
44 Kindergarten* .....	Cambridge Mass. (62 Brattle street).	.....	Misses Macy and Bancroft.	.....	.....	.....	.....
45 Kindergarten* .....	Cambridge, Mass. (Winthrop street).	.....	Miss Baxter.....	.....	.....	.....	.....
46 Straw Charity Kindergarten.	Cambridge, Mass. (39 Holyoke street).	1877	Miss E. P. Heeger ....	0	23	4-7	3
47 Florence Kindergarten.	Florence, Mass. (Pine street).	1876	Mrs. A. E. Aldrich ...	3	48	3-7	3
48 Private Kindergarten.	Gloucester, Mass.....	.....	.....	.....	.....	.....	.....
49 Eaton Family School and Kindergarten.	Middleborough, Mass.	1878	Amos Eaton; Miss M. P. Eddy, teacher.	0	15	4-8	3
50 Fröbel Kindergarten .	North Cambridge, Mass. (192 North avenue).	.....	Mrs. S. L. Cook.....	1	10	3-5	3
51 Kindergarten of the German-American Seminary.	Detroit, Mich. (251 E. Lafayette street).	1867	Auguste Hinse.....	0	26	3½-7	3½

\* From Report of the Commissioner of Education for 1877.

*Inquiries by the United States Bureau of Education—Continued.*

Number of school days in the week. Number of weeks in the year.	Occupations of pupils.	Apparatus and appliances.	Effect of the system.
9	10	11	12
5	32 Building, staff laying, sewing, drawing, clay modelling, peas work, paper folding, &c.	Fröbel's gifts, tables marked with vertical and horizontal lines, black boards, balls, &c.	Gives to the child command of his physical and mental powers.
5	38 Sewing, pricking, weaving, folding, modelling, peas work, &c.		
5	36 All of Fröbel's occupations....	All materials for Fröbel's course.	A strengthening of the physical nature, a logical and symmetrical development of the mental, and an ennobling of the moral.
5	40 Building, stick laying, drawing, card sewing, weaving, modelling, object lessons, &c.	Fröbel's gifts .....	Harmonious development, physical, mental, and moral.
5	36 Weaving, modelling, drawing, &c.		
5	36 All of Fröbel's occupations....	All Kindergarten apparatus and appliances.	Harmonious development, physical, mental, and moral.
5	41 Stick laying, drawing, building, sewing, weaving, painting, pricking, clay modelling.	The materials necessary for the occupations and such of Fröbel's gifts as suit a child's capacity.	Arouses and strengthens the talents and faculties, engenders love of work, of regularity and order, and is a true cultivation of the finer sensibilities.
5	43 Fröbel's first, second, third, fourth, fifth, sixth, and seventh gifts, sewing, weaving, drawing, painting, paper cutting and folding, modelling in clay, care of plants, &c.	Low squared tables, and all materials necessary for the gifts and occupations.	It is a natural development, checking propensity to evil, promoting healthy activity, and arousing the imagination to the influence of the good, the true, and the beautiful.
5	40 Building, sewing, weaving, drawing, painting, paper cutting, folding, &c.	.....	Development of all members of the body, stimulus to independent thought, and cultivation of the moral nature.
5	40 Sewing, weaving, building, modelling, drawing, stick and ring laying, pricking, paper folding, peas work, songs and games.	.....	A complete and uniform culture of mind and body; an education in the true sense of the word.
5	40 Fröbel's occupations, with gardening, and for the advanced class object lessons and books.	Fröbel's gifts, specimens in natural history, and pianos.	Children are notably healthy under Kindergarten influence; their powers of observation, perception, and understanding are quickened and strengthened.
5	43 Modelling in clay, weaving, card sewing, staff laying, drawing, paper folding and cutting, interlacing with slates, and all occupations of best German Kindergarten.	First, second, third, fourth, and fifth gifts, desks, tables, camp chairs, folding slates, crayons, clay, peas, beads, &c.	Greatly superior to any other method of training the child's mental powers, and an excellent preparation for advanced instruction.
5	40 Building with blocks, laying of sticks, tablets, drawing, painting, sewing, weaving, paper folding and cutting, learning of poetry, care of plants, clay work, &c.	Fröbel's Kindergarten toys, squared tables, blackboards, low seats, plants, birds, pictures, &c.	Satisfactory.
5	48 Twenty gifts of Fröbel and five of others, active bodily exercises, singing, speaking, and object lessons.	An open sunny playground, two large well ventilated and well lighted rooms, piano, pictures, plants, and all material necessary for the gifts.	The children are healthy and active, and the training is superior to any other as a preparation for the more advanced grades of study.

TABLE V.—Statistics of Kindergartens for 1878; from replies to

	Name of Kindergarten.	Location.	When established.	Name of conductor.	Number of assist-ants.	Pupils.		Number of hours taught daily.
						Number of.	Between the ages of—	
	1	2	3	4	5	6	7	8
52	The Misses Bacon's Kindergarten.*	Grand Rapids, Mich. (54 Jefferson avenue).	1876	E. E. Bacon .....	1	28	2-3	3
53	Kindergarten*.....	Minneapolis, Minn. (corner Third ave. south and Sixth st.).	.....	Mrs. Hunter .....	.....	.....	.....	.....
54	St. Paul Kindergarten*	St. Paul, Minn. (36 Iglehart street).	1870	Mrs. M. W. Brown....	6	50	4-7	4
55	Bates A. M. Kindergarten.	St. Louis, Mo. (corner Bates and Collins streets).	1876	Mollie A. Clark .....	2	69	4-6	3
56	Carroll A. M. Kindergarten.	St. Louis, Mo. (corner Carroll and Buell sts.).	1875	Sallie A. Shawk .....	5	90	6-8	3
57	Carroll P. M. Kindergarten.	St. Louis, Mo. (corner Carroll and Buell sts.).	1875	Sallie A. Shawk .....	5	100	6-8	2½
58	Clay A. M. Kindergarten.	St. Louis, Mo. (corner Tenth and Farrar streets).	.....	Irene F. Wilson .....	3	75	6-7	3
59	Clay P. M. Kindergarten.	St. Louis, Mo. (corner Tenth and Farrar streets).	1877	Maggie Gorman .....	4	120	5-8	2½
60	Divoll A. M. Kindergarten.	St. Louis, Mo. (Dayton street).	1874	Mary H. Waterman...	3	114	6-8	3
61	Divoll P. M. Kindergarten.	St. Louis, Mo. (3305 Morgan street).	1875	Kate Sayers .....	3	90	4-7½	2½
62	Franklin P. M. Kindergarten.*	St. Louis, Mo. (corner Eighteenth and Lucas avenue).	1875	Maggie H. Holland....	3	40	2-7	3
63	Hamilton A. M. Kindergarten.	St. Louis, Mo. (3037 Lucas avenue).	1876	Susie M. Simmons .....	3	66	5-7	3
64	Hamilton P. M. Kindergarten.	St. Louis, Mo. (3329 Washington ave.).	1876	Ida R. Bates .....	3	60	5-7	2½
65	Peabody A. M. Kindergarten.*	St. Louis, Mo. (corner Carroll and Second Carondelet avenue).	1876	Laura Fisher .....	5	60	5-7	3
66	Peabody P. M. Kindergarten.*	St. Louis, Mo. (corner Carroll and Second Carondelet avenue).	1876	Lizzie J. Hart .....	4	60	4-8	3
67	Webster A. M. Kindergarten.*	St. Louis, Mo. (corner Eleventh and Jefferson streets).	1875	Nora H. Dorn .....	3	75 to 90	4-7	3
68	Blow A. M. Kindergarten.	South St. Louis, Mo. (corner Fifth and Pine streets).	1877	Mrs. Cornelia L. Maury	3	50	4-7	3

\* From Report of Commissioner of Education for 1877.



*inquiries by the United States Bureau of Education—Continued.*

Number of school days in the week. Number of weeks in the year.	Occupations of pupils.	Apparatus and appliances.	Effect of the system.
9 10	11	12	13
5 40	Fröbel's occupations.....	All furnished by Steiger ....	Admirable.
5 40	All of the Fröbel occupations, with object lessons from nature, and first lessons in geography taught with sand and water.	Fröbel's gifts, ruled tables, globes, chairs, blackboards, a piano, birds, plants, &c.	The physique is developed, the perceptive faculties quickened, and mind and body both benefited.
5 40	First, second, third, fourth, fifth, sixth, seventh gifts, sewing, perforating, making mats, folding, cutting, drawing, stick and ring laying, peas work, modelling, &c.	.....	Good.
5 40	Those recommended and used by Fröbel.	Those given by Fröbel .....	Most excellent.
5 40	Those recommended and used by Fröbel.	Those given by Fröbel.....	Most excellent.
5 40	Perforating, sewing, drawing, weaving mats, paper folding, peas work, modelling, object lessons, exercises in numbers according to the Grube method.	The first seven Fröbel gifts, pictures, &c.	Good.
5 40	Exercises with Fröbel's gifts in building and number, weaving, drawing, sewing, perforating, modelling, peas work, exercises in numbers according to the Grube method, object lessons, singing, and games.	All of Fröbel's gifts, squared tables and blackboards, chairs, &c.	It strengthens the muscles and makes the child observant and thoughtful.
5 40	Those embraced in Fröbel's system.	All necessary for Fröbel's occupations.	A harmonious development of the physical, mental, and moral faculties.
5 40	Those embraced in Fröbel's system.	All necessary for Fröbel's occupations.	A harmonious development of the physical, mental, and moral faculties.
5 40	Modelling, peas work, perforating, weaving, sewing, paper cutting and folding, drawing, and gift lessons.	Those necessary for the occupations.	
7 40	Sewing, drawing, folding, weaving.		
5 40	Pricking, sewing, drawing, weaving, folding, and cutting.		
5 40	Those recommended by Fröbel, weaving, sewing, folding, &c.	Those used by Fröbel. ....	Excellent in every way, strengthening and highly developing.
5 40	Pricking, sewing, folding, weaving, cutting, stick laying, gift exercises, modelling, and peas work.	Those used by Fröbel.....	It strengthens the body, exercises the senses, and develops all the faculties in a natural manner.
5 40	Pricking, sewing, drawing, weaving, interlacing, folding, cutting, peas work, modelling, &c.	Paper, saphy worsted, cardboard, needles, sticks, peas, clay, &c.	The muscles are harmoniously developed and the child is brought into a sympathy with man and nature which early teaches him to think and act for himself.
5 40	Pricking, sewing, weaving, folding, cutting, peas work, clay modelling, singing, games, &c.	Small tables and chairs, plates and cups, fine specimens of peas work and modelling, a collection of curiosities, &c.	Tends to produce an erect carriage, graceful movements, and muscular strength, develops habits of observation and attention, and quickens the perceptive faculties.

TABLE V.—*Statistics of Kindergartens for 1878; from replies to*

Name of Kindergarten.	Location.	When established.	Name of conductor.	Number of assistants.	Pupils.		
					Number of.	Between the ages of—	Number of hours taught daily.
1	2	3	4	5	6	7	8
60 Blow P. M. Kindergarten.	South St. Louis, Mo. (corner Fifth and Pine streets).	1878	Sarah J. Sharpe .....	2	45	5-8	3½
70 Kindergarten Department of Public School.	Carlstadt, N. J. ....	.....	Miss Augusta Lawrence .....	70	5-7	4-5	
71 Englewood Kindergarten.	Englewood House, N. J.	1878	Achsa B. Nichols .....	9	3-7	3	
72 Kindergarten of Hackensack Academy.*	Hackensack, N. J. ....	1874	Miss K. E. Poor .....	0	6-25	4-8	3½
73 Kindergarten of Martha Institute.	Hoboken, N. J. (corner Sixth street and Park avenue).	1878	Miss Magdalena Horels .....	35	5-7	5	
74 Kindergarten of the German, English, and French Academy.	Hoboken, N. J. (272 Bloomfield street).	1872	Frederick H. W. Schlesi-er.	2	20	3-7	5
75 Kindergarten of the Hoboken Academy.	Hoboken, N. J. (Fifth st., corner of Willow).	1861	Louise Luther .....	1	40	4-7	3, 4½
76 Miss M. S. Schmidt's Kindergarten.	Hoboken, N. J. (352 Bloomfield street).	1875	Mathilde Schmidt .....	1	.....	4-6½	4-5
77 Montclair Kindergarten.	Montclair, N. J. (Fullerton avenue).	1872	Annie E. Hawes .....	1	25	4-10	3, 4
78 Miss Campbell's Kindergarten.	Morristown, N. J. (South street).	1874	Miss Emma F. R. Campbell.	2	22	4-7	3
79 Beacon Street School Kindergarten.	Newark, N. J. (Beacon street).	1873	Anna Lawrence .....	2	70	4-6	5
80 German-American Kindergarten.	Newark, N. J. (19 Green street).	1871	H. von der Heide, director.	4	65	3½-7	4½-5
81 Kindergarten of the First German Presbyterian School.	Newark, N. J. (College Place).	1878	Miss Elma Korb .....	2	30	4-6	5
82 Kindergarten of the Twelfth Ward German-English School.*	Newark, N. J. (Niagara street).	1874	Mary C. Beyer .....	1	56	3-7	5

\* From Report of Commissioner of Education for 1877.

*Inquiries by the United States Bureau of Education—Continued.*

Number of school days in the week.	Number of weeks in the year.	Occupations of pupils.	Apparatus and appliances.	Effect of the system.
9	10	11	12	13
5	40	Sewing, pricking, weaving, cutting, drawing, folding, inter-twining, peas work, and modelling.	Circle and lines painted on the floor, squared tables, chairs, slates, pencils, gifts, modelling boards, clay, perforating needles, and cushions.	Harmonious development; the child becomes graceful, polite, self-dependent, skilful, thoughtful, constructive, and eager for knowledge.
5	44	Frübel's occupations, callisthenics, singing, preparatory exercises for writing, drawing, and reading.	Frübel's gifts, squared slates, &c.	An excellent development of the physical, mental, and moral faculties, and a thorough preparation for elementary classes.
5	30	Paper folding, cutting, and pasting, weaving and interlacing, pricking, sewing, drawing, modelling, and peas work.	Low chairs, ruled tables, blackboards and slates, balls, blocks, tablets, slats, sticks, stories, songs, and games.	It is a development of mind, heart, and body, making the child intelligent, kind, and self-dependent.
5	40	Callisthenics, marching, drawing, weaving, modelling, writing, reading, spelling, arithmetic, object lessons, &c.	Dumb bells, worsteds, mats, slates, sticks, cubes, triangles, cases for specimens, &c.	The awakening and expanding of the perceptive and reflective powers and the strengthening and developing of the physical.
5	44	Usual Kindergarten occupations, object teaching, reading German and English by phonetic method, rudiments of drawing, singing, and plays.	Kindergarten gifts, charts, pictures, clay and sand for modelling.	Makes the child attentive, thoughtful, and kind, and excellently prepares him for primary classes.
5	44	Frübel's occupations . . . . .	The material of Frübel's and Kühler's systems.	Very satisfactory.
0	44	Frübel's occupations . . . . .	Frübel's gifts . . . . .	Most excellent.
5	44	Frübel's occupations . . . . .	Frübel's gifts . . . . .	Excellent.
5	40	Usual Frübel occupations and gifts, weaving, sewing, drawing, &c.; reading, writing, arithmetic, &c., for the elementary class.	Usual Kindergarten furniture and apparatus.	The children are interested and pleased with their work and study, and the system is conducive to their physical development.
5	40	Block building, stick laying, wire and peas work, weaving, perforating, embroidering, embossing, paper cutting and folding, modelling, drawing, printing, &c.	Frübel's gifts and materials, natural history charts, globe, blackboards, &c.	Excellent for physical and mental development and thorough preparation for primary classes.
5	48	The different gifts of Frübel's systems, turning and marching, &c.		
5	45	Object lessons, singing, writing letters, drawing, playing, marching, callisthenics, perforating, sewing, inter-twining, weaving, straw chaining, paper folding and cutting, peas work, clay modelling, stick and ring laying, &c.	Balls, sphere, cylinder and cube, building blocks, triangles, interlacing slats, sticks, wire rings, pictures for object teaching, &c.	No better place can be found for the education of little children than the Kindergarten conducted after Frübel's system.
5	47	Ball playing, use of cylinder and cube, building triangle, ring, and stick laying, drawing, weaving, folding, embroidering, straw paper work, writing, &c.		A superior preparation for more advanced school work.
5	50	Object lessons, movement plays, building, tablet, staff and ring laying, drawing, perforating, embroidering, weaving, interlacing, paper folding, peas work, modelling, &c.	Pictures, plants, minerals, tablets, staffs, rings, and any other material necessary for the occupations.	The mind is awakened and trained, the inventive powers are called into action, and the child learns to express his thoughts with ease.

TABLE V.—*Statistics of Kindergärten for 1878; from replies to*

	Name of Kindergarten.	Location.	When established.	Name of conductor.	Number of assist-ants.	Pupils.		
						Number of.	Between the ages of—	Number of hours taught daily.
	1	2	3	4	5	6	7	8
83	St. Peter's Kindergar-ten.	Newark, N. J. (19 Liv- ingston street).	1871	Sister Mary Magda- lena.	2	85	3-7	5
84	Fröbel's Kindergarten.	Albany, N. Y. (Elk st.).	1876	Mary C. Peabody .....	.....	16	3-7	3
85	Brooklyn Fröbel Kin- dergarten.	Brooklyn, N. Y. (22 First Place).	1877	Mary and Elizabeth P. Sharpe. ♀	1	23	3-8	3
86	Columbian Kindergar- ten.*	Brooklyn, N. Y. (209 Clinton avenue).	1872	Mrs. A. W. Longfellow	2	20	2-7	3-4
87	Fröbel Kindergarten On the Hill.	Brooklyn, N. Y. (115 South Oxford street).	1878	Anna I. Reeves. ....	2	15	2-7	3½
88	Kindergarten..... •	Brooklyn, N. Y. (380 State street).	1874	Miss E. Christiansen..	2	20	2-7	3
89	Kindergarten.....	Brooklyn, N. Y. (27 Strong Place).	.....	Miss Lulu C. Prindle..	.....	.....	.....	.....
90	Lafayette Avenue Kindergarten.	Brooklyn, N. Y. (246 Lafayette avenue).	1878	Lena Schroeder. ....	1	25	2-8	3½
91	Miss Cora E. Mat- tice's Kindergarten.	Buffalo, N. Y. (224 Jersey street).	.....	.....	.....	.....	.....	.....
92	Kindergarten of the Poppenhusen Insti- tute.	College Point, N. Y. ..	1869	E. von Briesen. ....	1	120	2-5	5
93	Harlem Kindergarten.	Harlem (New York), N. Y. (241 E. 119th street)	1877	Mathilde Becker. ....	1	27	4-9	5
94	American Kindergar- ten.*	New York, N. Y. (83 West 45th street).	1860	Miss E. M. Coe. ....	5	40 to 50	2-10	4
95	Free Kindergarten of the Anthon Memo- rial Church.	New York, N. Y. (West 48th street, be- tween 6th and 7th avenues).	1878	Mary L. Van Wagenen.	6	65	2-8	4
96	Kindergarten of Mrs. Froehlich's School.*	New York, N. Y. (28 East 50th street).	1874	Miss Ida Stieglitz. ....	1	32	4-7	4
97	Kindergarten of Moel- ler Institute.*	New York, N. Y. (836 West 29th street).	1873	Miss Caroline Hoff- mann.	.....	27	4-7	5

\*From Report of Commissioner of Education for 1877.

*inquiries by the United States Bureau of Education—Continued.*

Number of school days in the week.	Number of weeks in the year.	Occupations of pupils.	Apparatus and appliances.	Effect of the system.
9	10	11	12	13
5	40	Frübel's occupations .....	Frübel's gifts .....	Beneficial to mind and body.
5	36	Sewing, drawing, pricking, ring and stick laying, building, clay work, weaving, interlacing of slats, &c.	.....	Inculcates generosity and obedience, makes the child healthy and pleasant in disposition, and prepares him for a higher grade of study.
5	34	All of Frübel's gifts and occupations, singing, gymnastics, movement plays, and oral lessons in French and German.	Those usually connected with a genuine Kindergarten.	Satisfactory; engenders habits of order, gentleness, and thoughtfulness.
5	38	Frübel's occupations .....	Frübel's gifts and materials, cabinet, and museum of natural history.	Healthy and natural development in all respects.
5	38	Plays, with Frübel's first and second gifts, stories and recitations, building, gymnastics, weaving, drawing, pricking, and sewing, paper folding and cutting, inter-twining, peas work, modelling, &c.	Frübel's gifts and materials for occupations, Kindergarten tables, chairs, and blackboards, pianos, show-case, drawing books, clay, mats, &c.	Causes a natural growth of the muscles, develops the mental faculties, and cultivates the senses.
5	40	Singing, weaving, drawing, stick laying, sewing on perforated cardboard, object lessons, learning the alphabet in German and English, &c.	.....	Develops the intellect, prepares the child for school, amuses and interests him at home, engenders in him a love of work, and makes him obedient, forbearing, &c.
5	36	Mat weaving, paper folding, sewing, pricking, slat weaving, modelling, peas work, block building, tablet and stick laying, &c.	Balls, blocks, tablets, rings, slats, &c.	A natural and easy development, both mentally and physically.
5	40	Frübel's occupations .....	.....	Arouses the interest, develops accuracy in perception, thought, and expression, engenders a love of knowledge, accustoms the child to do his little duties neatly and thoroughly, undoubtedly fitting him to work well in advanced grades.
5	48	All occupations and gifts belonging to the Frübel system.	All usually found in a true Kindergarten.	Favorable.
5	40	Block building, weaving, stick and ring laying, peas work, designing and drawing, making books without words, modelling, learning the alphabets of color and form, perforating, &c.	All the material necessary for the occupations.	Satisfactory in every respect.
5	40	All Frübel gifts and occupations.	Tables, chairs, blackboards, slates, pencils, gifts, and all materials for the occupations.	Beneficial, shown in the promptness of the children, their rapid thought and ready replies, and in their improved personal appearance.
5	39	Lessons and occupations of the Frübel system.	Frübel's gifts, gymnastic apparatus, piano, plants, &c.	It strengthens the body, exercises the senses, employs the mind, &c.
5	44	The usual occupations.....	The usual materials.....	Excellent.

TABLE V.—Statistics of Kindergärten for 1878; from replies to

	Name of Kindergarten.	Location.	When established.	Name of conductor.	Number of assistants.	Pupils.		Number of hours taught daily.
						Number of.	Between the ages of—	
	1	2	3	4	5	6	7	8
98	Kindergarten of the German-American School of the Nineteenth Ward.	New York, N. Y. (244 East 52d street).	1869	Peter Stahl, principal.	2	64	4-6	5
99	Mrs. Smuller's Kindergarten.*	New York, N. Y. (5th avenue, s. e. corner 126th street).	1873	Miss A. M. Smuller ...	3	15	3-7	4
100	Normal Training School for Kindergarten, and Model Kindergarten and School Garden.	New York, N. Y. (7 East 22d street).	1872	Prof. John Kraus and Mrs. Maria Kraus-Boelte.	5	65	3-10	3½-4
101	St. Barnabas Day Nursery Kindergarten.	New York, N. Y. (304 Mulberry street).	1878	Helen E. Hart .....	1	20	5-8	3
102	The Twenty-second Ward Free Kindergarten.	New York, N. Y. (44th street, between 8th and 9th avenues).	1878	Fanny Schwedler; Felix Adler, supt.	8	100	3-6	5
103	Kindergarten der Rochester Real-schule.	Rochester, N. Y. (7 and 9 Mortimer st.).	1873	Herman Pfæfflin .....	1	25	4-7	4½
104	The Rochester Kindergarten.	Rochester, N. Y. (27 North St. Paul st.).	1877	Miss Meta C. Brown..	0	23	4-7	3½
105	Kindergarten of the Ossining Institute.	Sing Sing, N. Y. (Croton avenue).	1878	Miss Sarah F. Hartwell.	0	7	3-7	3
106	Cottage School and Kindergarten.	Syracuse, N. Y. (77 James street).	1877	Mrs. M. C. Still .....	1	21	3-7	3
107	Fröbel Kindergarten..	Syracuse, N. Y. (152 E. Jefferson street).	1877	Mrs. M. A. Hollister..	0	10	3-6	3
108	Kindergarten of the Home for Destitute Children of Seamen.	West New Brighton, N. Y. (Staten Island).	1874	Miss Ena Thompson .....		30	3-7	3
109	Nursery and Child's Hospital Kindergarten.	West New Brighton, N. Y. (Staten Island).	1876	Miss Agnes F. Smith .....		16	4-8	4
110	Kindergarten (English and Technical School).	Cincinnati, Ohio (250 Race street).	1878	.....			3-7	.....
111	Kindergarten of the Cincinnati Orphan Asylum.	Cincinnati, Ohio (Summit avenue, Mount Auburn).	1870	Miss Mary N. Ballinger.	2	34	3-7	3½
112	Seventh Street Kindergarten.	Cincinnati, Ohio (87 W. Seventh street).	1876	Helen Goodman .....	1	18	3-8	3½

\* From report of Commissioner of Education for 1877.

*inquiries by the United States Bureau of Education—Continued.*

Number of school days in the week. Number of weeks in the year.	Occupations of pupils.	Apparatus and appliances.	Effect of the system.
9 10	11	12	13
5 44	All of Fröbel's occupations...	All of Fröbel's gifts.....	Most excellently adapted for an introduction into the school room proper.
5 40	Fröbel's occupations, with the more advanced occupations, and reading, spelling, and writing for the older children.	Fröbel's gifts, appliances for callisthenics, piano, organ, &c.	A healthy and harmonious development of both body and mind.
5 38	All the various occupations of Fröbel, movement games, and songs.	All of Fröbel's gifts, seeds, plants, animals, and apparatus for teaching the metric system in the elementary and advanced classes.	Harmonious development. It teaches combination of knowing with doing.
6 52	Block building tablet and stick laying, mat plaiting, sewing, pasting, &c.	Two tables, chairs, and the various gifts.	Very encouraging.
5 42	Usual Fröbel occupations.....	-----	The pupils, children of the very poor, have been greatly benefited, physically, mentally, and morally.
5 50	Singing, object lessons, sewing, drawing, building, folding, weaving, gymnastics, &c.	Pictures, slates, blocks, &c.	Physical and mental development.
5 40	Fröbel's occupations.....	All the usual apparatus and appliances of the German Kindergarten.	Good; all that is claimed by the most enthusiastic advocates of the system.
5 40	1st, 2d, 3d, and 4th gifts, weaving, paper cutting and folding, pasting, sewing, clay modelling, peas work, stick laying, interlacing slats, ring laying, &c.	Tables, chairs, and all material necessary for carrying on the Kindergarten.	It is beneficial to the physical, mental, and moral nature of a child, and is highly prized as the nursery of the institute.
5 40	1st, 2d, 3d, 4th, and 5th gifts, tablets, weaving, drawing, pricking and sewing, stick laying, paper folding and cutting, modelling, and peas work.	Squared tables, blackboards, slates and drawing paper, arm chairs, boxes of sand, &c.	Strengthens the body, imparts grace of motion, quickens powers of observation and comparison, and carefully nurtures the moral nature.
5 40	1st, 2d, 3d, 4th, and 5th gifts, drawing, weaving, pasting, perforating, sewing, paper cutting and folding, tablet, stick, and ring laying, modelling, peas work, &c.	Blackboard and all necessary material.	It is a cultivation of the physical, mental, and social nature.
5 48	Fröbel's occupations.....	Materials and gifts necessary for the system.	Most satisfactory.
5 47	The study of color and form by the American method, object lessons, spelling, reading, writing, numbers, recitations, singing, modelling in clay, callisthenics, &c.	All American Kindergarten material, color and form charts, boxes of surface and solid forms, rings, sticks, books, slates, &c.	Promotes healthy activity of mind and body, developing the reasoning power and awakening the imagination to the influence of the good and beautiful, preventing undue strain on the powers and insuring superior application to after studies.
-----	-----	-----	A necessary preparation for all school work, and particularly essential as the introduction to the higher work of the English and technical school.
6 44	Pricking, sewing, drawing, interlacing, weaving, folding, cutting, peas work, clay modelling.	Twelve tables, organ, circle, drum, triangles, and many gifts.	Imparts life and activity to the physical system, makes the child observant, bright, and happy, kind and considerate.
5 36	All of Fröbel's gifts and occupations.		

TABLE V.—*Statistics of Kindergärten for 1878; from replies to*

	Name of Kindergarten.	Location.	When established.	Name of conductor	Number of assist-ants.	Pupils.		Number of hours taught daily.
						Number of.	Between the ages of—	
	1	2	3	4	5	6	7	8
113	The Mt. Auburn Kinder- garten.	Cincinnati, Ohio (Ev- ans street, Mount Auburn).	1878	Kathrine S. Dodd .....	1	25	3-7	3
114	Wesley Avenue Kinder- garten (Cincin- nati Wesleyan Col- lege).	Cincinnati, Ohio.....	1877	Elizabeth Beaman.....	1	16	3-7	3
115	Brooks School Kinder- garten.	Cleveland, Ohio (225 Sibley street).	1875	Mary E. Garlick .....	0	20	3-6	3
116	Kindergarten and Training Class (Cleveland Acade- my).	Cleveland, Ohio.....	.....	Mrs. Ogden and Miss Hall	.....	.....	3-7	.....
117	Kindergarten in Miss Mittleberger's School.	Cleveland, Ohio (429 Prospect street).	1878	Misses Brown and Overton.	.....	20	3-7	3
118	Miss Whitmore's Kinder- garten.	Cleveland, Ohio (126 Lake street).	1877	Miss S. H. Whitmore.....	.....	10	3-7	3
119	Young Ladies' Tem- perance League Kinder- garten (a char- ity).	Cleveland, Ohio (cor- ner Hill and Com- mercial streets).	1878	Mrs. Anna B. Ogden ..	1	21	3-7	3
120	Kindergarten of Trin- ity School	Toledo, Ohio (Adams street).	1875	Miss Johnson .....	0	20	4-6	3
121	Kindergarten of Ohio Central Normal School	Worthington, Ohio....	1876	Mrs. Anna B. Ogden.....	.....	12	3-7	3
122	Erie Kindergarten...	Erie, Pa. (Ninth street).	1878	Miss Fannie French...	1	25	5-8	3
123	American Kindergar- ten.	Germantown, Pa. (4840 Main street).	1876	Ada M. Smith.....	1	26	3-10	4
124	Fröbel Kindergarten..	Germantown, Pa. (Philadelphia, Green street).	1877	Naomi R. Walker .....	0	9	3-9	3-3½



*inquiries by the United States Bureau of Education—Continued.*

Number of school days in the week	Number of weeks in the year.	Occupations of pupils.	Apparatus and appliances.	Effect of the system.
		9 10	11	12
5	39	Modelling, pricking, sewing, weaving, folding, cutting, stick laying, peas work, gift lessons, and everything belonging to the Kindergarten.	Squared tables and blackboard, chairs, piano, circles, boxes of the gifts, scrap books, and various musical instruments.	It strengthens the powers of observation, bringing the children into loving and intimate relations with nature, fostering the good in them and crushing out the evil.
5	38	Perforating, sewing, drawing, weaving, paper folding and cutting, modelling stick laying, block building, peas work, conversational lessons, singing, and games.	Fröbel's gifts, blackboard, pictures, piano, and other musical instruments.	Develops the physical powers uniformly and harmoniously, trains the hand, imparts grace to the movements, makes the child thoughtful, observant, and intelligent, cultivates a conscientious regard for the rights of others, and is an excellent foundation for mathematical training.
5	36	Fröbel's occupations .....	All appliances of the Fröbel system, tables, chairs, cabinets, and pictures.	Excellent.
5	38	1st, 2d, and 3d gifts, sewing, weaving, paper folding, clay modelling, drawing, and ring laying.	Tables, chairs, and all necessary Kindergarten material.	It is a system of individual culture, and forms a pleasant transition from home to school life. Very satisfactory.
5	40	Block building, tablet, stick and ring laying, perforating, drawing, sewing on cards, cutting and mounting paper forms, modelling, peas work, &c.	Balls, spheres, cubes, cylinders, tablets, sticks, rings, and materials necessary for the occupations.	The body is strengthened, observation and perception awakened, ease and accuracy gained in the use of language, and the moral effect is excellent.
5	.....	Building, sewing, stick and ring laying, weaving, drawing, pricking, folding, modelling, &c.	Tables, chairs, piano, pictures, and all Kindergarten material.	The improving effect upon the class of children attending this Kindergarten is even more marked than on those coming from better homes.
5	.....	.....	.....	Salutary in every way, stimulating without enervating, developing without forcing, and helping very materially in preparing the child for the more advanced departments in school.
5	40	Building, tablet, stick and ring laying, paper folding and cutting, weaving, pricking, sewing, mounting, peas work, drawing, and modelling.	Tables, chairs, piano, birds, flowers, pictures, and all usual Kindergarten material.	Harmonious development of the threefold nature according to the natural tendencies and capacity of each child.
5	39	Weaving, perforating, drawing, painting, marching, singing, reading, spelling, writing, and primary arithmetic.	Apparatus of the American Kindergarten system.	.....
5	40	Weaving, stick and ring laying, calisthenics, songs, marches, games, peas work, drawing, writing, embroidering, perforating, modelling, paper folding, study of color and form, natural history, reading, composition, arithmetic, &c.	Miss Coe's Kindergarten material, cabinets of shells and minerals and stuffed birds, piano, dumb bells, wands, globes, and Prang's series of chromos of birds, beasts, &c.	Uniform and natural development of all the faculties.
5	40	Fröbel's occupations .....	Everything necessary to conduct the Kindergarten according to the German system.	Strengthens the muscles, prevents nervousness, trains activity into usefulness, cultivates habits of observation and thoughtfulness, and fosters obedience, generosity, docility, and reverence.

TABLE V.—Statistics of Kindergärten for 1878; from reports to

	Name of Kindergarten.	Location.	When established.	Name of conductor.	Number of assistants.	Pupils.		Number of hours taught daily.
						Number of.	Between the ages of—	
	1	2	3	4	5	6	7	8
125	Germantown Kindergarten.	Germantown, Pa. (corner Mill and Main streets).	1874	Miss Marianna Gay ...	2	20	3-6	3
126	Meadville Kindergarten.	Meadville, Pa. (287 North street).	1877	Mary A. Bemis .....	12	3-6	3	
127	Friends' Kindergarten.	Philadelphia, Pa. (Fifteenth and Race streets).	1877	Susan T. Comly .....	1	20	3-7	3
128	Fröbel Kindergarten.	Philadelphia, Pa. (626 North Fortieth st.).	1878	Louie T. Baltz .....	0	10	3-7	3
129	Kindergarten .....	Philadelphia, Pa. (1115 Callowhill street).	1878	Elisabeth Y. Webb....	0	7	3-7	3
180	Kindergarten .....	Philadelphia, Pa. (519 York avenue).	1878	L. W. Bosler .....				
181	Kindergarten .....	Philadelphia, Pa. (1419 North Seventeenth street).	1878	R. Emma Trego .....	0	9	3-8	3
132	Miss Bennett's Kindergarten.	Philadelphia, Pa. (25 South Nineteenth st.).	1874	Miss Anna Bennett ...	2	17	3-8	2, 2½
133	Miss Fannie M. Schleigh's Kindergarten.	Philadelphia, Pa. (Eighteenth st. and Girard avenue).	1877	Miss F. M. Schleigh ...	3	32	3-11	4
124	Mrs. Van Kirk's Kindergarten.	Philadelphia, Pa. (1333 Pine street).	1874	Mrs. M. L. Van Kirk ...	4	30	3-10	3-4
135	Philadelphia Centennial Training School for Teachers.	Philadelphia, Pa. (1014 Cherry street).	1877	Miss Ruth R. Burritt .....	(a)			
136	St. Agnes Kindergarten.	Philadelphia, Pa. (323 South Sixteenth st.).		Miss Minnie C. Morton .....				
137	West Chestnut Street Kindergarten.	Philadelphia, Pa. (1707 Chestnut street).	1877	Miss A. B. Johnson ...	3	35	3½-9	4
138	Pittsburgh Kindergarten.	Pittsburgh, Pa. (36 Sixth street).	1875	Miss M. M. Wilson and Miss C. B. Morehouse		45	3-7	3
139	Kindergarten .....	Reading, Pa. ....	1878	Adèle Ruensier .....	1	18	4-7	4

(a) 16 ladies in training at time of reporting; whole number trained since establishment, 60.

*inquiries by the United States Bureau of Education—Continued.*

Number of school days in the week.	Number of weeks in the year.	Occupations of pupils.	Apparatus and appliances.	Effect of the system.
9	10	11	12	13
5	40	Modelling, weaving, sewing, drawing, peas and bead work, pricking, paper cutting and folding, Fröbel's gifts (1st-9th), physical games, &c.	Material for all of the Fröbel occupations, plants, birds, tables, pictures, chairs, stuffed animals, piano, musical triangle, &c.	Command of powers of body and mind; strength, agility, and grace of body; accuracy in the use of senses; taste and power in design; clearness, conciseness, and readiness in the use of language and in analytic and synthetic discrimination.
5	32	Use of Fröbel's gift and occupation material, exercises and games.	Kindergarten material, tables, chairs, and instrument.	Beneficial.
5	40	The 1st, 2d, 3d, and 4th gifts, stick, ring, and tablet laying, modelling, sewing, weaving, paper folding, drawing, &c.	All necessary appliances of the system, squared tables, blackboard, chairs, birds, plants, and aquarium.	Marked physical and moral development, the mental keeping pace in a natural order.
5	40	Fröbel's 1st, 2d, 3d gifts, tablet and ring laying, drawing, perforating, modelling, physical exercises, games, singing, conversational lessons in anatomy and physiology, gardening, &c.	Fröbel's gifts, squared tables, and blackboard, gardening appliances, color chart, pictures, slates, &c.	Children become healthy and graceful, observant and eager to learn, and acquire much general intelligence and the habit of expressing thought with accuracy and ease.
5	35	Weaving, sewing, pricking, drawing, modelling, stick and ring laying, paper folding and cutting, singing, physical exercises, games, &c.	Squared tables and blackboard, chairs, &c.	Development of happy, hearty children, sound both in body and mind.
5	40	Block building, stick and ring laying, weaving, paper folding, sewing, perforating, moulding, drawing, physical exercises, ball games, plays, songs, &c.	Fröbel's Kindergarten gifts, balls, cubes, slats, sticks, rings, slates, cards, clay, &c.	Healthy and harmonious physical development, grace of movement, manual skill, strength, quickened perceptive faculties, and habits of clear thinking, order, precision and attention.
5	(26) & (26)	All of Fröbel's plays and occupations.	Those given by Fröbel .....	Good.
5	40	Singing, lessons in color and form, gymnastics, simple lessons in English and German, blackboard exercises, drawing, classification of objects in the three kingdoms, &c.	Flowers, birds, fishes, pictures, and the twenty gifts of Fröbel.	Improved physical condition, a strengthening of the perceptive and reflective powers, and a careful cultivation of the heart.
5	39	Fröbel's occupations .....	Fröbel's Kindergarten material, tables, chairs, and for the advanced class a microscope and specimens in the sciences and arts.	Most salutary
5	35	Writing, drawing, moulding, weaving, singing, playing, learning, reading, spelling, geography, and natural history, and preparing for the advanced school.	4,000 blocks, boards, clay, needles, and all necessary material for the Kindergarten.	Body and mind are naturally and harmoniously developed, and knowledge acquired in the most agreeable manner.
5	36	All Fröbel's gifts and occupations, gymnastics, games, &c.	Blocks, tablets, jointed sticks, paper, clay, piano, &c.	Harmonious development, physically, intellectually, and morally.
5	37	1st, 2d, 3d, 7th, 10th, 11th, 13th gifts, weaving, paper cutting and folding, peas work, modelling, reading, writing, and German.	Stalger's Kindergarten furniture and material.	Harmonious growth of the whole nature; cultivates powers of observation and concentration, use of language, memory and reason.

TABLE V.—Statistics of Kindergärten for 1878; from replies to

	Name of Kindergarten.	Location.	When established.	Name of conductor.	Number of assistants.	Pupils.		Number of hours taught daily.
						Number of.	Between the ages of—	
	1	2	3	4	5	6	7	8
140	Sewickley Academy Kindergarten.	Sewickley, Pa. ....	1878	John Way, jr., supt.; Miss C. L. Wilson, conductor.	1	17	2-3	3
141	West Chester Fröbel Kindergarten.	West Chester, Pa. (24 South Church street).	1878	Rebecca C. Thatcher ..	1	20	3-7	3
142	Mrs. L. M. B. Mitchell's School and Kindergarten.	West Philadelphia, Pa. (315 North Thirty-fifth street).	1877	Anna W. Barnard .....	1	15	3-7	3
143	West Philadelphia Kindergarten.*	West Philadelphia, Pa. (4301 Spruce street).	1876	Miss Mury J. Rider....	1	20	3-8	3½
144	Williamston Female College Kindergarten.	Williamston, S. C. ....	1876	Miss Francine Wag- ner.		20	5-10	2
145	Kindergarten (Miss Conway's School).	Memphis, Tenn. ....		Mrs. F. C. James. ....				
146	Kindergarten (Nashville Academy).	Nashville, Tenn. ....						
147	Germania Kindergarten.	La Crosse, Wis. (Ger- mania Hall, Fifth street).	1878	Miss Lina Doerflinger.		18	3-6	3
148	First English Kindergarten.*	Milwaukee, Wis. (Tenth street).	1876	Mrs. Endora Hadmann	2	25 to 40	2-8	3
149	Kindergarten der Nordwest Seite.*	Milwaukee, Wis. ....	1874	Pauline Schinokel .....	1	60	3-7	5
150	Kindergarten of the German and English Academy.	Milwaukee, Wis. (637 Broadway).	1874	I. Keller .....	1	45	3-7	3, 5
151	Milwaukee English Kindergarten.	Milwaukee, Wis. (Cass street).	1874	Mrs. C. H. Clarke .....	1	30	4-7	4
152	Milwaukee Kindergarten.	Milwaukee, Wis. (Tenth street, be- tween Grand avenue and Sycamore st.).	1875	Georgiana Morrison ...		22	3-7	3
153	South Side Kindergarten.	Milwaukee, Wis. (Green- bush street).	1874	Sophia Holshäuser .....	2	90	3-7	4½
154	Georgetown Kindergarten.	Georgetown, D. C. (cor- ner West and Valley streets).	1878	Mary Emma King and M. E. Hatch.		14	3-12	5
155	Capitol Hill Kindergarten and Primary School.	Washington, D. C. (22 Third street s. e.).	1877	Miss Cornelia F. Boy- den.	3	43	2-9	3½ 4½

\* From Report of the Commissioner of Education for 1877.

*inquiries by the United States Bureau of Education—Continued.*

Number of school days in the week.	Number of weeks in the year.	Occupations of pupils.	Apparatus and appliances.	Effect of the system.
		11	12	13
5	40	The usual Fröbel occupations.	The usual apparatus, abundance of blooming plants, &c.	Decidedly good.
5	40	Interlacing slats, stick and ring laying, perforating, sewing, weaving, paper folding, drawing, and modelling.	Fröbel's first six gifts, blackboards, tables, and slates.	Easy, graceful carriage, development of the muscles, cultivation of the powers of observation, thought, and discrimination.
5	36	Stick and slat laying, drawing, sewing, weaving, pricking, clay work, paper folding, and use of the 1st, 2d, 3d, 4th, part of the 7th and 9th gifts, &c.	All gifts of the Fröbel system, tables, chairs, blackboard, cabinet, watering pots, flowers, mottoes, &c.	Special improvement in health is noticeable, habits of observation are developed, and a love of the good and beautiful, for each other and for humanity, is fostered.
5	40	Fröbel's occupations, building, stick and tablet laying, drawing, sewing, weaving, &c.	Fröbel's gifts, chairs, squared tables, plants, &c.	It cultivates a regard for the rights of others, renders them accurate in intellectual occupations and cheerful in disposition.
5	40	All of Fröbel's occupations except modelling.	A full supply of gifts. . . . .	Eminently satisfactory in every respect.
6	48	Fröbel's system. . . . .	Fröbel's gifts from the 3d upwards except modelling, tables, chairs, &c.	A perceptible growth of the children's powers of observation, invention, and independent thought; improvement in their demeanor and in their relations to each other, and a cultivation of their sense of right and wrong.
5	40	Weaving, folding, interlacing, drawing, perforating, building, peas work, modelling, singing, gymnastics, &c.	Balls, blocks, slates, peas, wax, clay, charts, blackboards, plants, pictures, fish, birds, &c.	Improved physical and nervous condition, a cultivation of the powers of observation and expression, and a capacity to appreciate and enjoy whatever is beautiful in nature.
6	50	Stick laying, network, drawing, weaving, pricking, embroidery, peas work, ring laying, paper folding, and gymnastics.		
6	42	Playing, singing, marching, block laying, figure laying, declamations, object lessons, and drawing.	All usually employed. . . . .	It is a development of the body, a cultivation of the senses and of the social nature, and an invaluable preparation for higher classes.
5	40	The usual Kindergarten occupations.	The usual apparatus and appliances.	Superior physical and mental development.
5	40	Fröbel's occupations. . . . .	Squared tables, low camp chairs, blackboard, flowers, aquarium, &c.	
5	47	All Fröbel's occupations and gymnastic plays.	Fröbel's gifts and materials, piano, and pictures.	Thorough preparation for the lowest elementary grade of the school.
5	40	Drawing, weaving, sewing, perforating, paper folding, cutting, and mounting, tablet, slat, and stick laying, block building, gymnastics, singing, marching, and plays.	Tables, blackboards, slates and paper ruled in squares, balls, blocks, tablets, rings, sticks, clay, modelling knives, weaving, perforating, and sewing materials.	Excellent, developing healthy, happy children, with trained perceptive faculties, habits of self-dependence, and an eagerness for the acquisition of knowledge.
5	40	Paper folding, weaving, interlacing paper and slats, sewing, perforating, drawing, peas work, modelling, besides the various gift occupations.	Material for all the Kindergarten occupations and gifts, two large sunny rooms, ample play ground, piano, blackboards, flowers, &c.	Beneficial in every respect.

TABLE V.—*Statistics of Kindergärten for 1878; from replies to*

	Name of Kindergarten.	Location.	When established.	Name of conductor.	Number of assist-ants.	Pupils.		
						Number of.	Between the ages of—	Number of hours taught daily.
	1	2	3	4	5	6	7	8
156	Misses Pollock and Noerr's German-American Kindergarten.	Washington, D.C.(1127 Thirteenth street n. w.).	1875	Misses Pollock and Noerr, principals.	2	30	4-12	4½
157	National Kindergarten and Kindergarten Normal Institute.	Washington, D. C. (929 Eighth street).	1875	Mrs. Louise Pollock...	3	36	3-10	5
158	Select School and Kindergarten.	Washington, D. C. (800 Eighteenth street n. w.).	1876	B. C. Graves.....	3	65	2-16	4½
159	Washington Female Seminary Kindergarten.*	Washington, D.C.(1023 Twelfth street n.w.).	1873	H. N. Douglas.....	.....	20	4-9	5

\* From Report of the Commissioner of Education for 1877.

*inquiries by the United States Bureau of Education—Continued.*

Number of school days in the week.		Occupations of pupils.	Apparatus and appliances.	Effect of the system.
9	10			
Number of weeks in the year.		11	12	13
5	40	Drawing, folding, cutting, weaving, interlacing and sewing paper and card board, building, working with clay, peas work, tablets and staff laying, interlacing slats and wire rings.	Fröbel's twenty gifts and all needed material.	It appeals to the interest of the child, teaching him to think through working, and inculcates a love of nature, of one's fellowmen, and of God.
5	40	Most of Fröbel's Kindergarten gifts and occupations.	All necessary material, ruled tables, squared blackboards, chairs, ruled slates, &c.	Improved physical and nervous condition, habits of attention, observation, and thoughtfulness, of sociability, kindness, and cheerfulness.
5	40	All Kindergarten gifts and occupations.	Material for the different gifts and occupations, squared tables, blackboard, slates, dumb bells, wands, globes, maps, pictures, &c.	It appeals at once to the mental and moral faculties of the child, making him familiar with the forms of usefulness and beauty around him, and cultivating in him a desire to investigate and create the same.
5	40	Object lessons, weaving, perforating, marching, singing, callisthenics, &c.		

TABLE V.—*Memoranda.*

Name and location.	Remarks.
California Model Kindergarten, Los Angeles, Cal.....	Removed to Oakland.
Home Kindergarten, Sacramento, Cal.....	Not found.
Kindergarten (Miss K. D. Smith), Santa Barbara, Cal.....	Closed; conductor removed to San Francisco.
Kindergarten (Miss J. Baldwin), Bridgeport, Conn.....	Closed.
Kindergarten (Anna E. Mills), Atlanta, Ga.....	Discontinued; conductor removed to Macon.
German Kindergarten, Chicago, Ill.....	Closed.
Mrs. Putnam and Miss Howell's Kindergarten, Chicago, Ill.....	Closed.
North Side German Kindergarten, Chicago, Ill.....	Removed; not found.
Kindergarten of Mrs. W. B. Nold's School, Louisville, Ky.....	See Kindergarten of Louisville Female Seminary; identical.
Bates Street Kindergarten, No. 18, Lewiston, Me.....	Closed.
Private Kindergarten, Boston, Mass. (52 Chestnut street)	Not found.
Kindergarten (Alice Matthews), Yarmouthport, Mass.....	Suspended.
Grand Rapids Kindergarten, Grand Rapids, Mich.....	Removed.
Des Peres A. M. and P. M. Kindergarten, South St. Louis, Mo.....	Transferred to Blow School with names changed to Blow A. M. and P. M. Kindergarten.
Kindergarten (Miss M. A. Lund), Manchester, N. H.....	Closed.
Kindergarten (Miss Minnie C. Morton), Camden, N. J.....	See St. Agnes Kindergarten, Philadelphia, Pa.
Kindergarten (Miss Bense), Hoboken, N. J.....	Not found.
Miss Helen Hart's Kindergarten, Auburn, N. Y.....	Closed; see St. Barnabas Day Nursery Kindergarten, New York.
Miss A. M. Anderson's Kindergarten, Brooklyn, N. Y., and Fröbel Kindergarten (Miss Lena Schroeder), Brooklyn, N. Y.....	United under name of Lafayette Avenue Kindergarten.
Dansville Seminary Kindergarten, Dansville, N. Y.....	Closed.
Miss Devereux's Kindergarten, Irvington-on-the-Hudson, N. Y.....	Closed; see Boston, Mass.
Kindergarten (Miss Mathilde Becker), New York, N. Y. (241 East 119th street).	See Harlem Kindergarten, Harlem (New York); identical.
Kindergarten of Seamen's Orphan Asylum, West New Brighton, N. Y.....	See Kindergarten of the Home for Destitute Children of Seamen; identical.
Kindergarten of Cincinnati Wesleyan College, Cincinnati, Ohio.....	See Wesley Avenue Kindergarten; identical.
Miss Helene Goodman's Kindergarten, Cincinnati, Ohio.....	See Seventh Street Kindergarten; identical.
American Kindergarten of Philadelphia Seminary, Philadelphia, Pa.....	Closed.
German-American Kindergarten, Philadelphia, Pa.....	Name changed to Miss Bennett's Kindergarten.
Miss Wilson's Kindergarten, Pittsburgh, Pa.....	See Pittsburgh Kindergarten; identical.
Kindergarten at the Normal Academy of Music, Reading, Pa.....	Closed; conductor removed to Stamford, Conn.
Private Kindergarten, Wilkes-Barre, Pa.....	Closed.
Misses Perley's Kindergarten, Washington, D. C.....	Closed.

*Kindergärten from which no information has been received.*

Name and location.	Name and location.
Mt. Vernon Institute Kindergarten, Baltimore, Md.	Carondelet P. M. Kindergarten, South St. Louis, Mo.
Kindergarten of Mrs. Brooks's School, Newton Centre, Mass.	Private Kindergarten, Nashua, N. H.
Kindergarten of Waltham New Church School, Waltham, Mass.	Kindergarten of Miss Longwell's Seminary, Morristown, N. J.
Kindergarten of Norwood Hall, St. Paul, Minn.	Miss Alston's Kindergarten, Newark, N. J.
Bates P. M. Kindergarten, St. Louis, Mo.	Kindergarten of Lockwood's New Academy, Brooklyn, N. Y.
Bade A. M. Kindergarten, St. Louis, Mo.	Kindergarten of Glen's Falls Academy, Glen's Falls, N. Y.
Eads P. M. Kindergarten, St. Louis, Mo.	Kindergarten of Mrs. Frederic Jonson's School, New York, N. Y.
Everett A. M. Kindergarten, St. Louis, Mo.	Miss Jandon's Kindergarten, New York, N. Y.
Everett P. M. Kindergarten, St. Louis, Mo.	Volks-Kindergarten, Cincinnati, Ohio.
Franklin A. M. Kindergarten, St. Louis, Mo.	Kindergarten (Miss Dewing), Philadelphia, Pa.
Humboldt A. M. Kindergarten, St. Louis, Mo.	Mt. Vernon Kindergarten, Philadelphia, Pa.
Humboldt P. M. Kindergarten, St. Louis, Mo.	West Side Kindergarten, Milwaukee, Wis.
Pope A. M. Kindergarten, St. Louis, Mo.	
Pope P. M. Kindergarten, St. Louis, Mo.	
Webster P. M. Kindergarten, St. Louis, Mo.	
Carondelet A. M. Kindergarten, South St. Louis, Mo.	



TABLE VI.—Statistics of institutions for secondary instruction for 1878; from replies to inquiries by the United States Bureau of Education.

NOTE.—x indicates an affirmative answer; 0 signifies no or none; ..... indicates no answer.

1	Name.	Location.	Date of charter.	Date of organization.	Principal.	Religious denomination.	Male instructors.	Female instructors.	Number of students.														
									Total.	Male.	Female.	In English course.	In classical course.	In modern languages.	Preparing for classical course in college.	Preparing for scientific course in college.	Entered college since close of last academic year.	Entered scientific school since close of last academic year.					
1	Andrews Institute*	Andrews Institute, Ala.	1876	1874	John T. Blakemore, A. M.	M. E.	3	189	88	51	129	10	.....	.....	.....	.....	.....	.....	.....	.....	.....	.....	
2	Wilcox Female Institute*	Camden, Ala.	1860	1875	Rev. T. C. M. Golland	Non-sect	2	4	75	15	60	75	10	.....	.....	.....	.....	.....	.....	.....	.....	.....	
3	Greene Springs School <sup>a</sup>	Greene Springs, Ala.	0	1847	Henry Tutwiler, LL. D.	Non-sect	2	2	60	50	10	60	48	12	.....	.....	.....	.....	.....	.....	.....	.....	
4	Lowery's Industrial School	Huntsville, Ala.	.....	.....	.....	.....	.....	.....	.....	.....	.....	.....	.....	.....	.....	.....	.....	.....	.....	.....	.....	.....	
5	La Fayette Male and Female Col- lege.	La Fayette, Ala.	1854	1854	Rev. C. S. Johnson and A. F. Trimble.	Non-sect	2	1	99	56	43	74	16	0	.....	.....	.....	.....	.....	.....	.....	.....	
6	Hamner Hall	Montgomery, Ala.	1860	1861	Rev. Geo. M. Everhart, D. D.	P. E.	2	4	30	.....	30	.....	.....	.....	.....	.....	.....	.....	.....	.....	.....	.....	
7	Germania Institute	Talladega, Ala.	1875	1875	James Barker	Non-sect	2	1	64	44	20	64	18	12	8	3	2	.....	.....	.....	.....	.....	
8	Southwood Male High School.	Talladega, Ala.	.....	.....	W. M. Bethes	Non-sect	0	0	20	20	0	10	10	0	10	2	1	0	.....	.....	.....	.....	
9	Talladega College.	Talladega, Ala.	1869	1869	Rev. Edward P. Lorr, A. M.	Non-sect	6	7	235	125	110	235	.....	.....	.....	.....	.....	.....	.....	.....	.....	.....	
10	Ursuline Institute of St. John Baptist.	Tuscaloosa, Ala.	.....	.....	Madame St. Charles Weed.	R. C.	0	2	3	.....	.....	.....	.....	.....	.....	.....	.....	.....	.....	.....	.....	.....	
11	Park High School.	Tuskegee, Ala.	0	1860	James F. Park, A. M.	Non-sect	4	0	105	105	0	50	65	2	25	.....	15	.....	.....	.....	.....	.....	
12	Greenwood Male and Female In- stitute.*	Greenwood, Ark.	1876	1876	A. R. Traft	Non-sect	1	2	70	30	40	60	10	5	8	10	0	.....	.....	.....	.....	.....	
13	Harrison College.	Harrison, Ark.	.....	.....	F. S. Baker, sec'y bd. trustees	M. E.	2	1	.....	.....	.....	.....	.....	.....	.....	.....	.....	.....	.....	.....	.....	.....	
14	Searcy District High School.	Searcy, Ark.	1873	1873	John W. Jones, A. M.	Meth. So	3	3	125	60	65	100	20	5	3	.....	.....	.....	.....	.....	.....	.....	
15	Centennial Institute.	Warren, Ark.	1875	1876	Rev. W. E. Paxton, A. M.	Baptist	1	2	73	44	29	70	8	.....	.....	.....	.....	.....	.....	.....	.....	.....	
16	St. Mary's Hall	Benicia, Cal.	.....	1870	Rev. L. Delos Mansfield, rector.	P. E.	2	5	28	.....	28	26	7	.....	.....	.....	.....	.....	.....	.....	.....	.....	
17	Mills Seminary	Brooklyn, Cal.	1876	1871	Rev. C. T. Mills, D. D.	Non-sect	5	11	150	0	150	150	0	60	0	0	0	0	.....	.....	.....	.....	.....
18	Convent of Mary Immaculate	Gilroy, Cal.	.....	1871	Sister Mercia Martarano.	R. C.	0	4	45	25	20	.....	.....	.....	.....	.....	.....	.....	.....	.....	.....	.....	
19	Gilroy Seminary	Gilroy, Cal.	0	1868	Sarah M. Severance.	Non-sect	0	3	65	16	49	65	3	0	2	.....	.....	.....	.....	.....	.....	.....	

<sup>a</sup> Suspended during the scholastic year 1877-78.

\* From Report of the Commissioner of Education for 1877.



161	Praswell Academy	0	1870	John A. Sayo	Non-sect	1	2	0	18	12	25	5	0	2	0	0
162	Broadwell Institute*	1872	1871	J. H. Bradwell	Non-sect	2	0	31	23	81	20	0	0	0	3	0
163	Hogansville School	1867	1867	J. H. Covin	Non-sect	1	0	33	18	41	3	0	0	0	0	0
164	Planters' High School*	0	1873	V. A. Hamm	Baptist	1	0	30	14	33	0	0	0	0	0	0
165	Planters' High School*	0	1870	Leonidas Jones	Non-sect	1	0	37	35	55	15	0	15	5	0	0
166	Martin Institute*	1859	1859	J. W. Glenn	Non-sect	2	2	62	54	110	34	6	15	12	14	4
167	Auburn Institute*	1874	1874	J. A. Barclay, Jr., B. A.	Meth.	1	1	123	38	25	40	14	14	1	0	0
168	Kingston High School	1877	1877	Mrs. A. H. Mayson	Non-sect	1	0	41	22	19	40	1	0	1	0	0
169	Mayson School	1837	1877	John J. Graves	Non-sect	2	0	65	65	0	33	37	15	15	0	0
170	La Grange Military Institute*	1896	1897	J. H. Owens	M. E.	2	1	100	40	60	100	8	0	7	1	0
171	Meson Academy	1870	1870	Thomas B. Moss	Non-sect	1	1	48	26	20	38	8	0	0	0	0
172	Liberty Hill High School	1858	1877	J. J. McClelland	Baptist	1	1	43	26	24	41	2	0	0	0	0
173	Linton, Ga	1870	1870	Benj. T. J. Adams, A. M.	Non-sect	1	1	49	25	25	50	9	10	3	1	0
174	Adams' Practical School	1870	1870	Benj. T. Hunter	Non-sect	1	1	36	36	36	36	30	30	8	13	0
175	Hunter's School for Boys	1870	1870	Christiane H. Gilbert	Con. G.	1	2	87	35	52	85	2	6	0	0	0
176	Lewis High School	1870	1870	M. M. Bonaventure, mother superior.	Con. G.	0	2	7	0	0	0	6	0	0	0	0
177	Mount de Sales Academy*	1870	1876	M. M. Bonaventure, mother superior.	Con. G.	0	2	7	0	0	0	6	0	0	0	0
178	Forest Home Institute	1872	1872	Mrs. E. Nabutt	Presb.	3	25	5	20	25	3	5	3	0	1	0
179	Madison, Ga	0	1875	Edward W. Butler, A. M.	Non-sect	2	0	69	60	40	20	0	10	3	3	2
180	Madison, Ga	0	1868	W. H. Cocroft	Non-sect	1	0	37	12	15	25	2	0	3	3	1
181	Kennesaw High School	1870	1870	C. P. Jordan	Non-sect	1	1	53	21	32	32	6	3	0	0	0
182	Marietta High School for Boys and Girls.	1871	1871	V. E. Manget	Non-sect	1	1	51	56	35	82	6	3	0	0	0
183	Marshallville High School	1871	1871	J. W. Frederick	Non-sect	1	2	55	33	22	40	20	0	6	2	0
184	Milner High School*	0	1870	Garland Head	Non-sect	1	1	44	24	20	12	6	6	3	0	0
185	Montezuma High School	1869	1870	M. L. Patrick	Non-sect	1	1	47	24	23	47	5	13	0	0	0
186	Spalding Seminary	1869	1869	William B. Briggs	Non-sect	1	1	32	15	17	32	15	0	0	0	0
187	Mountainville Academy	0	1866	George R. Decker	Non-sect	2	0	32	18	14	18	5	7	0	0	0
188	Nacoochee Male and Female High School	0	1875	Rev. J. J. Methvin	M. E. So.	1	2	62	35	27	48	14	14	21	4	0
189	Zion School*	1865	1865	Rev. J. S. Elmore	Luth.	1	1	15	16	81	13	1	0	0	0	0
190	Anthony's School*	1874	1873	Crest Sasser	Non-sect	1	1	16	0	7	18	3	2	0	0	0
191	Perry, Ga	1874	1874	Ray D. O. Abbott, A. M.	Meth	1	1	40	45	33	7	4	0	0	0	0
192	Pine Log Masonic Academy	1871	1871	J. T. Addington	Non-sect	1	1	32	15	17	32	32	0	2	0	0
193	Powelson Male and Female School	1871	1871	S. N. Chapman	Non-sect	1	1	25	9	16	25	0	0	0	0	0
194	Quitman Academy	1877	1877	P. W. Johnson	Non-sect	(8)	77	37	40	77	40	0	0	0	0	0
195	Robson High School	1873	1873	W. A. Curtis	Non-sect	1	1	120	79	41	120	3	0	0	0	0
196	Waywida Academy	1855	1855	J. O. Yonshuan	Non-sect	1	1	86	26	10	28	8	0	0	0	0
197	U. C. Vermin Institute	1859	1859	John J. Hyman	Baptist	3	0	60	36	24	20	20	4	2	2	0
198	Ringsold High School	1870	1871	George B. Atkinson	Non-sect	1	2	70	37	33	50	20	4	2	0	0
199	Rome High School	1872	1872	John M. Proctor	Non-sect	1	1	45	45	0	23	18	5	0	0	0
200	Rome Military Institute*	1872	1872	Col. E. J. Macruder	Non-sect	1	1	35	35	0	23	7	2	1	0	0
201	Camden County Academy*	1873	1873	E. A. Harrison	Non-sect	4	2	150	16	12	23	1	0	0	0	0
202	Sandersville High School	1873	1873	Lev. W. Duggan, A. M.	Non-sect	1	1	150	70	80	150	40	0	0	0	0
203	Sandy Hill High School	1873	1859	W. W. Kearney	Non-sect	1	1	39	21	18	39	10	15	0	0	0
204	Spring Place High School	1876	1876	W. D. Harris	Non-sect	1	1	62	30	32	45	10	20	15	0	0
205	Union Academy	1859	1859	J. T. L. In	United	2	1	89	50	30	78	14	18	3	0	0
206	Shiloh Mountain Institute	1856	1874	W. R. Thompson	Non-sect	2	1	69	50	30	78	14	18	3	0	0
207	Stone Mountain Institute	0	1874	J. F. McCalland, A. M.	Non-sect	2	0	49	25	24	6	6	0	0	0	0
208	Sunach Seminary	0	1869	Z. F. F. Cheyne	Union	2	0	180	100	30	150	6	0	6	12	3

\* School closed at present.

\* From Report of the Commissioner of Education for 1877.

TABLE VI.—Statistics of institutions for secondary instruction for 1978, &c.—Continued.

209	Name.	Location.	Date of charter.	Date of organization.	Principal.	Religious denomination.	Male instructors.	Female instructors.	Number of students.									
									Total.	Male.	Female.	In English course.	In classical course.	In modern languages.	Preparing for classical course in college.	Preparing for scientific course in college.	Entered college since close of last academic year.	Entered of last academic year.
	1	2	3	4	5	6	7	8	9	10	11	12	13	14	15	16	17	18
209	Summerville Institute	Summerville, Ga.	0		John C. Loomis	Non-sect	1	1	39	20	19	0	0	0	0	0	0	0
210	Sylvania Academy	Sylvania, Ga.	0	1875	R. H. Loughridge, Ph. D.	Non-sect	1	8	54	20	25	9	9	0	0	0	0	0
211	Leverett College and Collinsworth Institute.	Talbotton, Ga.			John T. McLaughlin	Non-sect	1	2	95	(95)					(10)			
212	Excelsior High School	Taylor's Creek, Ga.	0	1872	John W. Shivers	Meth	1	1	53	28	25	53	18	9	0	0	0	2
213	Tazewell High School	Tazewell, Ga.	0	1850	J. L. Barker	Non-sect	1	1	53	28	24	45	7	7	6	3	0	0
214	Fletcher Institute	Thomasville, Ga.	1851	1852	Oscar D. Scott	Non-sect	2	2	45	45		88	12	4	4	2	4	2
215	Thomson High School	Thomson, Ga.	0	1874	W. R. Fambrough, A. M.	Meth	1	1	40	19	21	20	8	0	4	4	2	0
216	Union Point High School	Union Point, Ga.	0	1872	W. E. Reynolds, A. M.	Non-sect	1	1	55	30	25	40	4	0	1	0	2	0
217	Walhourville Academy	Walhourville, Ga.	1823	1823	A. M. McIver	Non-sect	1	1	8	4	4	8	4	3	1	0	0	0
218	Warrenton Academy	Warrenton, Ga.	1829	1829	A. S. Morgan	Non-sect	1	1	54	25	29	54	15	6	16	0	0	0
219	Washington Female Seminary	Washington, Ga.			Miss Fanny Andrews	Non-sect	0	8	33	0	33	33	3	3	0	0	0	0
220	Washington Male Academy	Washington, Ga.			J. I. Ingraham	Non-sect	2	2	35	35	25	10	28	7	8			
221	Bechtel Academy	West Point, Ga.	1783	1827	J. N. Hogg	Non-sect	1	1	35	25	10	28	7	7				
222	Dawson Institute.	White Plains, Ga.	0	1838	J. M. Howell	Non-sect	1	2	61	28	33	15	12	2	0	0	2	0
223	Whiteburg Seminary	Whiteburg, Ga.	0	1871	N. S. Culpepper	Non-sect	1	1	65	33	32	65	2	1	1	1	1	1
224	Philomath Institute	Woodville, Ga.	1835	1835	C. T. Boggs	Non-sect	1	1	53	30	23	45	8	5	5	4	4	4
225	Zebulon High School	Zebulon, Ga.	1825	1825	A. G. Harris	Non-sect	1	1	55	30	25	55	7	4	4	4	4	4
226	German, Evangelical Lutheran School.	Addison, Ill.	1852	1849	Rev. T. J. Groese.	Ev. Luth	2	2	163	91	72	92	103	13	1	3	3	3
227	Aledo Academy	Aledo, Ill.	0	1874	J. R. Wylie, B. Ph.	Non-sect	2	2	76	34	42	55	15	6	7	7	7	2
228	Ursuline Convent of the Holy Family.	Alton, Ill.	1867	1859	Mother Mary, superioress.	R. C	7	7	97	57	97	57	30	30	7	7	7	7
229	Jennings Seminary	Aurora, Ill.	1854	1856	Rev. Martin E. Cady, A. M.	M. E.	5	8	150	97	53	8	11	6	6	6	5	0

NOTE.—x indicates an affirmative answer; 0 signifies no or none; ..... indicates no answer.

230	Institute of the Immaculate Conception.	Bellville, Ill.	1890	1899	R. C.	8	150	150	0	0	0
231	Bunker Hill Academy	Bunker Hill, Ill.	1859	1859	J. G. Hayes, A. B.	1	45	25	35	10	6
232	Chicago Ladies' Seminary	Chicago, Ill. (15 Sheldon street)	1860	1860	Miss Charlotte A. Gregg	Non-sect	4	89	0	89	0
233	Dearborn Seminary	Chicago, Ill. (985 Wabash avenue)	1855	1876	Zulinglus Grover, A. M.	Non-sect	6	12	170	47	46
234	J. C. Stoelke's Institute	Chicago, Ill.	1871	1871	J. C. Stoelke	Non-sect	2	1	140	85	55
235	Park Institute	Chicago, Ill. (103-105 Ashland avenue)	1872	1872	Mrs. A. E. Bates	Non-sect	6	16	212	212	0
236	St. Francis Xavier's Academy	Chicago, Ill.	1847	1846	Sister Mary Genevieve	R. C.	0	200	35	165	175
237	Saints Benedict and Scholastica's Select School.	Chicago, Ill.	1865	1865	Sister Mary Genevieve	R. C.	4	40	40	40	40
238	The Misses Grant's Seminary	Chicago, Ill. (130 Dearborn avenue)	0	1869	The Misses Grant	Non-sect	2	9	100	0	100
239	Howe Literary Institute	East St. Louis, Ill.	1871	1874	Rev. Spencer F. Holt, A. M.	Baptist.	1	8	111	44	87
240	Northern Illinois College*	Fulton, Ill.	1867	1866	Allen A. Gridlith, A. M.	Non-sect	4	3	65	40	25
241	Monticello Ladies' Seminary	Godfrey, Ill.	1838	1838	Miss Harriet N. Haskell	Non-sect	0	13	150	150	75
242	Family School for Boys	Highland Park, Ill.	1878	1878	John R. L. Soule	Non-sect	2	2	17	17	8
243	The Young Ladies' Atheneum and Illinois Conservatory of Music*	Jacksonville, Ill.	1845	1845	Rev. W. D. Sanders, p. D.	Non-sect	5	12	200	0	200
244	McDonough Normal and Scientific College.	Macon, Ill.	1867	1865	Daniel Branch	Non-sect	1	1	80	40	40
245	Morgan Park Military Academy	Morgan Park, Ill. (Washington Heights)	1874	1874	Capt. E. L. Kirk Talcott and Henry T. Wright, A. M.	Non-sect	3	2	40	40	40
246	Rock River Seminary	Mt. Morris, Ill.	1839	1840	Rev. T. H. Hasseltine, A. M.	M. M.	2	5	130	90	130
247	Grand Prairie Seminary, Commercial College, and Conservatory of Music.	Omaha, Ill.	1863	1863	Rev. John Bunyan Robinson, A. M.	M. E.	7	3	300	147	163
248	Edgar Collegiate Institute	Paris, Ill.	1868	1841	Josiah Hurty, A. M.	Presb.	2	3	120	85	120
249	Quincy, Ill.	Quincy, Ill.	1856	1856	W. J. Dougherty	M. E.	3	1	111	60	51
250	Stockton, Ill.	Stockton, Ill.	1870	1870	Thomas J. Lee, A. M.	Non-sect	1	111	(111)	20	8
251	Todd Seminary for Boys	Woodstock, Ill.	0	1850	Rev. Richard K. Todd, A. M.	Non-sect	2	2	200	95	105
252	Battle Ground Collegiate Institute	Battle Ground, Ind.	1857	1857	M. J. Jay	Meth.	1	93	36	57	93
253	Friends' Bloomington Academy	Bloomington, Ind.	1845	1845	Thomas Armstrong	Friends	2	1	8	58	33
254	Barrett Academy	Charlestown, Ind.	1845	1845	Robert A. Sturgis, A. M.	Presb.	1	8	58	25	44
255	Duval College and Normal School	Denver, Ind.	1877	1877	Scott F. Hareley, M. S.	Non-sect	2	45	17	28	88
256	Gladwell Seminary and Normal School.	Denver, Ind.	1877	1877	Scott F. Hareley, M. S.	Non-sect	2	45	17	28	88
257	St. Augustine's School	Fort Wayne, Ind.	1846	1846	Sister M. Cecelia, superioress	R. C.	7	965	265	265	265
258	St. Mary's Academy	La Fayette, Ind.	0	1867	Rev. Joseph Scherer, C. S. C.	R. C.	6	0	220	0	0
259	St. Mary's Academy	Notre Dame, Ind.	1835	1845	Mother M. Angela, superior.	R. C.	145	145	145	145	145
260	Spiceand Academy	Spiceand, Ind.	1872	1861	Clarkson Davis, A. M.	Friends	5	4	371	218	153
261	Stockwell Institute	Stockwell, Ind.	1860	1860	John G. Laird	Meth.	1	4	160	60	100
262	St. Paul's Academy	Valparaiso, Ind.	1870	1870	Sisters of Providence	R. C.	121	121	121	121	121
263	Academic Department of Vincennes University.	Vincennes, Ind.	1867	1811	Lewis Prugh, A. M.	R. C.	2	1	121	56	65
264	St. Rose's Boarding and Day School.	Vincennes, Ind.	1864	1864	Sister Ephraime	R. C.	0	11	110	110	110
265	Waveland Collegiate Institute	Waveland, Ind.	1848	1848	R. V. Hunter, A. B.	Presb.	2	2	100	51	40
266	Ackworth Institute.	Ackworth, Iowa	1869	1869	E. W. Beard	Friends	3	150	80	70	150

\*From Report of the Commissioner of Education for 1877.





TABLE VI.—Statistics of institutions for secondary instruction for 1878, &c.—Continued.

NOTE.—x indicates an affirmative answer; 0 signifies no or none; .... indicates no answer.

Name.	Location.	Date of charter.	Date of organization.	Principal.	Religious denomination.	Male instructors.	Female instructors.	Number of students.									
								Total.	Male.	Female.	In English course.	In classical course.	In modern languages.	Preparing for classical course in college.	Preparing for scientific course in college.	Entered college since close of last academic year.	Entered scientific school since close of last academic year.
1	2	3	4	5	6	7	8	9	10	11	12	13	14	15	16	17	18
235	Gethsemane, Ky.....	1868	1861	Rt. Rev. B. M. Benedict,	R. C.....	3	0	67	67	0	0	0	0	0	0	1	...
236	Preparatory and Select School of the Abbey of Gethsemani.	1867	1867	William J. Barbee.....	Non-sect	3	2	75	35	40	25	25	15	20	25	20	10
237	Ghent College.....	1870	1870	Rev. C. W. Threlkeld, secy.	Non-sect	3	1	123	90	35	...	15	8	20	40	0	0
238	Owen College.....	1866	1866	James E. Wright.....	Non-sect	3	2	83	45	50	60	15	...	...	...	...	...
239	Hodgenville Seminary.....	1860	1860	J. S. Reppert, A. M.....	Non-sect	2	3	83	25	60	85	4	2	2	0	0	0
240	Hudsonville, Ky.....	1848	1848	C. W. Dunlap, Jr.....	Non-sect	2	3	63	25	60	60	...	...	...	...	...	...
241	Franklin Institute.....	1848	1848	R. E. Hudson.....	Non-sect	2	3	60	25	60	60	...	...	...	...	...	...
242	Lancaster, Ky.....	1856	1856	H. B. McClellan, A. M.....	Presb.	5	8	175	160	175	160	43	29	...	...	...	...
243	Lancaster Male Academy.....	1856	1856	H. B. McClellan, A. M.....	Presb.	4	5	45	45	45	45	23	5	10	8	8	...
244	Soyre Female Institute.....	1871	1871	Mother Superior.....	Non-sect	4	1	60	60	60	60	10	10	...	...	...	...
245	Threlkeld Select School.....	1860	1860	S. R. Barton, A. M.....	R. C.	1	10	87	...	...	...	...	...	...	...	...	...
246	Loretto Academy.....	1853	1853	William Mueller.....	Presb.	1	10	60	60	60	60	10	10	...	...	...	...
247	Collegiate School for Young Ladies.....	1866	1866	S. T. Scott, A. M.....	Presb.	2	2	85	45	40	85	...	...	...	...	...	...
248	German and English Academy.....	1875	1875	J. J. Hall and R. H. Adams.	Non-sect	2	2	100	...	...	...	...	...	...	...	...	...
249	Marvin Female Academy.....	1868	1868	C. M. Williams.....	Non-sect	2	1	145	75	70	65	25	55	0	0	0	0
250	High School.....	0	1870	H. R. Dinsdell.....	Non-sect	1	1	68	32	34	...	60	24	14	6	6	...
251	Marion Academy.....	1850	1850	Isaac Reese and O. N. Weaver	Non-sect	2	0	95	47	48	83	3	0	8	8	...	...
252	Mayfield Seminary.....	1856	1856	William W. May, A. M.....	Non-sect	2	2	117	52	65	95	23	4	8	8	...	...
253	Mayfield Seminary.....	1853	1853	Rev. Robert Ryland, D. D.....	Non-sect	2	8	118	54	61	94	19	19	1	1	...	...
254	Minerva Male and Female College.....	1861	1861	A. N. Gordon.....	Non-sect	2	2	61	61	61	61	81	81	30	0	1	...
255	Morganfield Collegiate Institute.....	1798	1798	...	Non-sect	2	2	61	61	61	61	81	81	30	0	1	...
256	Henry Male and Female College.....	1861	1861	...	Non-sect	2	2	61	61	61	61	81	81	30	0	1	...
257	Bethel Academy.....	1798	1798	...	Non-sect	2	2	61	61	61	61	81	81	30	0	1	...





TABLE VI.—Statistics of institutions for secondary instruction for 1878, &c.—Continued.

NOTE.—x indicates an affirmative answer; 0 signifies no or none; ..... indicates no answer.

Name.	Location.	Date of charter.	Date of organization.	Principal.	Religious denomination.	Male instructors.	Female instructors.	Number of students.									
								Total	Male	Female	In English course.	In classical course.	In modern languages.	Preparing for classical course in college.	Preparing for scientific course in college.	Entered college since close of last academic year.	Entered scientific school since close of last academic year.
1	2	3	4	5	6	7	8	9	10	11	12	13	14	15	16	17	18
387 Paris Hill Academy, .....	Paris, Me. ....	1856 .....	1857 .....	Charles A. Black, A. M. ....	Non-sect .....	1	2	48	28	20	30	12	10	0	0	0	0
388 Patten Academy and Free High School, .....	Patten, Me. ....	1846 .....	1847 .....	Charles H. Benjamin. ....	Non-sect .....	1	1	71	38	33	40	11	11	0	0	0	0
389 City of Portland School, .....	Portland, Me. ....	1792 .....	1877 .....	Daniel D. Patten. ....	Non-sect .....	2	2	41	34	7	23	19	5	9	10	3	0
390 Berwick Academy, .....	Berwick, Me. ....	1798 .....	1798 .....	Orlando M. Lord. ....	Non-sect .....	1	2	80	14	16	26	2	2	2	0	0	2
391 Franklin Family School, .....	Topsham, Me. ....	1873 .....	1857 .....	D. L. Smith. ....	Non-sect .....	2	2	24	17	7	12	6	7	3	2	0	0
392 Oak Grove Seminary and Com-mercial College,* .....	Vassalboro', Me. ....	1857 .....	1846 .....	Edward H. Cook, A. B. ....	Friends .....	5	3	73	40	32	57	13	2	8	0	0	0
393 Boy's School of St. Paul's Parish, ..	Baltimore, Md. (253 Sar-atoga street). ....	1853 .....	1863 .....	Randolph I. Geare. ....	P. E. ....	1	0	30	30	0	30	8	0	0	0	0	0
394 F. Knapp's German and English Institute, .....	Baltimore, Md. (29, 31 and 33 N. Holliday st.).	1864 .....	1864 .....	Frederick Knapp. ....	Non-sect .....	6	5	500	350	150	(400)	.....	.....	.....	.....	.....	.....
395 Morison Academy, .....	Baltimore, Md. ....	1859 .....	1859 .....	Helen S. Fletcher. ....	P. E. ....	4	7	50	.....	50	.....	.....	.....	.....	.....	.....	.....
396 Mt. Vernon Institute, .....	Baltimore, Md. (46 Mt. Vernon Place). ....	.....	.....	Mrs. Mary J. Jones and Mrs. B. Maitland. ....	P. E. ....	4	7	70	.....	70	.....	.....	.....	.....	.....	.....	.....
397 Newton Academy, .....	Baltimore, Md. (708 W. Baltimore street). ....	.....	1844 .....	Thomas Lester. ....	Non-sect .....	3	.....	30	30	.....	30	6	12	.....	.....	5	.....
398 Oxford School for Boys, .....	Baltimore, Md. (Mc-Mechen street, near Madison street). ....	.....	1873 .....	W. C. Hynds, A. M. ....	Non-sect .....	1	.....	20	20	.....	20	11	.....	8	.....	.....	.....
399 Patterson Park Seminary, .....	Baltimore, Md. (322 E. Baltimore street). ....	.....	1877 .....	Misses French and Randolph	Non-sect .....	.....	4	20	.....	20	.....	.....	.....	.....	.....	.....	.....
400 Roland Academy, .....	Baltimore, Md. (263 Hoffman street). ....	.....	1872 .....	Miss Rebecca McConkey...	Non-sect .....	1	0	65	.....	65	45	20	65	.....	.....	.....	.....





481	Lawrence Academy.....	1831	Lucian Hunt, A. M.....	Non-sect	1	1	24	6	18	24	6	0	2	1	1
482	Dean Academy.....	1833	Miss H. M. Parkhurst.....	Unit.....	2	5	56	0	56	39	14	22	5	1	1
483	Seagwick Institute.....	1837	Rev. H. J. Van Lennep, D. D.....	Unit r'n	2	4	30	17	30	8	0	13	4	2	1
484	Prospect Hill School.....	1839	Miss Sabra Wright.....	Unit r'n	2	2	12	12	12	12	12	8	8	1	1
485	The Elms.....	.....	Misess Porter and Champney P. E.....	Unit r'n	2	2	12	12	12	12	12	8	8	1	1
486	Hanover Academy.....	1828	John G. Knight.....	Non-sect	1	45	25	20	39	6	6	0	1	0	0
487	Derby Academy.....	1797	Edwd. Higginson, preceptor.....	Non-sect	1	2	32	22	10	.....	.....	.....	.....	.....	.....
488	St. Patrick's Female Academy.....	1832	Sister Delaëre.....	R. C.....	10	120	120	25	60	.....	.....	.....	.....	.....	.....
489	Barstow School.....	1870	Charles W. Benton.....	Non-sect	1	33	10	17	14	10	.....	.....	.....	.....	.....
490	Easton Family School.....	1834	Amos H. Eaton.....	Non-sect	1	2	30	10	30	1	0	.....	.....	.....	.....
491	Putney Academy.....	1836	George H. Codrin.....	Baptist	4	5	60	35	40	15	9	11	3	2	1
492	Admiral Sir Isaac Coffin's Lancers- Ladies' School.....	1827	E. H. Fox.....	Non-sect	1	3	80	35	45	30	40	0	0	1	0
493	Friends' Academy.....	1812	Andrew Ingraham.....	Non-sect	4	1	36	22	14	11	25	28	19	6	4
494	{ Consolidated High and Putnam Schools.....	{ 1764 { 1843 { 1848	Amos H. Thompson.....	Non-sect	3	3	229	102	127	157	72	51	6	2	0
495	South Berkshire Institute.....	1856	S. T. Frost, A. M.....	Non-sect	2	4	48	23	25	26	13	9	5	3	1
496	New Salem Academy.....	1795	William H. Smiley, A. B.....	Cong.....	1	1	55	30	25	.....	.....	.....	.....	.....	.....
497	Hillside Boarding and Day School* Home and Day School.....	1877	Mrs. S. M. Cochran.....	P. E.....	2	4	20	20	20	20	14	.....	.....	.....	.....
498	Roxbury Post Office, Mass. (Dunneath place). Shelburn, Mass.....	1874	Miss Jeannette P. Watson.....	Non-sect	3	14	3	11	.....	.....	.....	.....	.....	.....	.....
499	Dummer Academy.....	1871	Edward A. H. Allen, C. E.....	Non-sect	1	3	26	15	11	.....	.....	.....	.....	.....	.....
470	Dummer Academy.....	1782	Rev. E. G. Parsons, M. A.....	Non-sect	1	1	32	19	13	21	8	0	5	0	0
471	Family and Day School for Young Ladies*.....	.....	Catharine L. Howard.....	Unit r'n	1	6	40	40	.....	.....	.....	.....	.....	.....	.....
472	Hillside Home.....	1875	Miss Adele Brewer.....	Cong.....	1	3	13	13	13	13	3	9	.....	.....	.....
473	Walham New Church School.....	1860	Benjamin Worcester.....	N. Jer. C.	2	6	60	25	35	172	90	27	47	6	9
474	Wesleyan Academy.....	1824	Rev. Nathaniel Fellows, A. M.....	M. E. C.	8	2	287	176	111	172	10	10	6	10	1
475	English and Classical School.....	1870	Rev. N. H. and M. Eggleston.....	Non-sect	2	1	11	10	10	10	6	6	4	5	3
476	Hilghand Military Academy.....	1866	C. B. Metcalf, A. M.....	Non-sect	6	50	50	25	25	23	16	25	4	.....	.....
477	Miss Williams' School.....	1873	Anna Williams.....	Non-sect	1	5	25	25	25	25	16	25	4	.....	.....
478	School of Modern Languages.....	1875	Miss Minna V. Fitch.....	Non-sect	0	3	89	17	72	9	80	.....	.....	.....	.....
479	Detroit College.....	0	Rev. J. B. Miège, S. J.....	R. C.....	5	96	96	.....	.....	.....	.....	.....	.....	.....	.....
480	German American Seminary*.....	1861	Emil Pollmar.....	Non-sect	4	4	220	132	88	.....	.....	.....	.....	.....	.....
481	Mrs. Towle's School*.....	1859	Mrs. S. Towle.....	Non-sect	2	3	50	50	50	50	8	.....	.....	.....	.....
482	The Misses Bacon's School for Young Ladies and Children.....	1874	The Misses Bacon.....	Non-sect	2	3	50	50	50	50	8	.....	.....	.....	.....
483	St. Mary's Academy.....	1845	Mother Mary Clotilda.....	R. C.....	10	80	80	80	80	7	2	2	2	2	9
484	Michigan Military Academy.....	1877	Major J. Sumner Rogers, superintendent.....	Non-sect	5	1	71	71	55	10	25	10	6	.....	.....
485	St. Croix Valley Academy.....	1868	L. E. F. Frible.....	Non-sect	1	1	25	15	10	25	7	25	7	9	5
486	Caledonia Academy*.....	1872	W. D. Belden.....	Non-sect	1	1	300	150	150	300	6	50	2	2	2
487	Bethlehem Academy and Parish School.....	0	Sister M. Gertrude.....	R. C.....	1	7	300	150	150	300	6	50	2	2	2
488	Shattuck School.....	1860	Rev. James Dobbin, A. M.....	P. E.....	7	1	118	118	118	104	14	24	12	3	8

\* From Report of the Commissioner of Education for 1877.



STATISTICAL TABLES.

451	Lawrence Academy.....	1831	Lucian Hunt, A. M.....	Non-sect	1	1	24	6	18	24	6	0	2	1	1
452	Dean Academy.....	1865	Miss H. M. Parkhurst.....	Univ.	2	5	56	0	56	80	14	22	5	1	1
453	Sedgwick Institute.....	1857	Rev. H. J. Van Lennep, D. D.....	Unit'n	2	3	17	17	8	9	3	4	2	1	1
454	Prospect Hill School.....	1869	Miss Sabra Wright.....	Unit'n	2	4	30	30	2	2	15	8	1	1	1
455	The Elms.....	1866	Misses Porter and Champney.....	Cong. & P. E.	2	2	12	12	12	12	12	8	1	1	1
456	Hanover Academy.....	1823	John G. Knight.....	Non-sect	1	45	25	20	39	6	6	1	0	1	0
457	Dorby Academy.....	1797	Edward H. Benson, preceptor.....	Non-sect	1	2	32	22	10	.....	.....	.....	.....	.....	.....
458	St. Patrick's Female Academy.....	1853	Sister Deléage.....	R. C. sect	1	120	120	120	120	25	60	.....	.....	.....	.....
459	Barnston School.....	1870	Charles W. Benton.....	Non-sect	1	83	16	17	14	10	3	.....	.....	.....	.....
460	Easton Family School.....	1854	Anna H. Easton.....	Non-sect	1	2	30	20	10	30	1	0	.....	.....	.....
461	Peirce Academy.....	1835	George H. Coffin.....	Baptist	4	5	60	25	25	40	15	9	11	3	2
462	Admiral Sir Isaac Coffin's Ladies' Acad. School.....	1827	E. B. Fox.....	Non-sect	1	3	80	35	45	45	30	40	0	0	1
463	Friends' Academy.....	1812	Andrew Ingraham.....	Non-sect	4	1	25	28	14	11	25	28	19	6	4
464	Consolidated High and Putnam Schools.....	1838 (1843) (1848)	Amos H. Thompson.....	Non-sect	3	3	229	102	127	157	72	51	6	2	0
465	South Berkshire Institute.....	1853	S. T. Frost, A. M.....	Cong.	2	4	48	23	25	26	13	9	5	3	1
466	St. John Academy.....	1795	William Smithley, A. B.....	Non-sect	1	1	55	30	25	.....	.....	.....	.....	.....	.....
467	Hillsdale Boarding and Day School.....	1877	Mrs. S. M. Cochran.....	P. E.	2	4	30	20	20	20	14	.....	.....	.....	.....
468	Home and Day School.....	1847	Miss Jeannette P. Watson.....	P. E.	3	14	3	11	.....	.....	.....	.....	.....	.....	.....
469	Savin Academy.....	1874	Edward A. H. Allen, C. E.....	Non-sect	1	3	26	15	11	15	.....	.....	.....	.....	.....
470	Dummer Academy.....	1782	Rev. E. G. Parsons, M. A.....	Non-sect	1	1	22	19	13	21	8	0	5	0	0
471	Family and Day School for Young Ladies.....	1874	Catharine L. Howard.....	Unit'n	1	6	40	40	.....	.....	.....	.....	.....	.....	.....
472	Hillsdale Home.....	1876	Miss Adele Brewer.....	Cong.	1	3	13	13	13	13	3	9	.....	.....	.....
473	William New Church School.....	1860	Benjamin Worcester.....	N. Jgr. C.	2	6	60	25	35	.....	.....	.....	.....	.....	.....
474	Waltham Academy.....	1824	Rev. Nathaniel F. Towler, A. M.....	M. E.	2	2	287	176	111	172	90	27	47	6	9
475	English and Classical School.....	1870	Rev. N. H. and J. Eggleston.....	M. E.	2	1	10	10	10	10	6	10	4	1	1
476	Highland Military Academy.....	1868	C. B. W. Child, A. M.....	Non-sect	9	1	50	50	25	25	16	25	4	5	3
477	Miss Williams' School.....	1872	Miss Williams.....	Non-sect	1	5	25	25	25	25	16	25	0	0	0
478	School of Modern Languages.....	1875	Miss Minna V. Fitch.....	Non-sect	1	3	89	17	72	9	80	80	.....	.....	.....
479	Detroit College.....	0	Rev. J. B. Mège, A. J.....	R. C.	5	0	06	06	86	85	80	15	.....	.....	.....
480	German American Seminary.....	1861	Emil Pollmer.....	Non-sect	4	4	220	132	88	.....	.....	.....	.....	.....	.....
481	Mrs. Towle's School.....	1859	Mrs. S. Towle.....	Non-sect	2	3	50	50	50	50	8	8	.....	.....	.....
482	The Misses Bacon's School for Young Ladies and Children.....	1874	Thomas Bacon.....	Non-sect	2	3	50	50	50	50	8	8	.....	.....	.....
483	St. Mary's Academy.....	1845	Mother Mary Choklida.....	R. C.	10	80	80	80	80	7	2	2	.....	.....	.....
484	Michigan Military Academy.....	1877	Major J. Sumner Rogers, superintendent.....	Non-sect	5	1	71	71	71	55	10	25	10	6	.....
485	Orchard Lake, Mich.....	1868	W. D. Feltus.....	Non-sect	1	1	25	15	10	25	7	25	7	9	5
486	Afton, Minn.....	1872	W. D. Belden.....	Non-sect	1	1	25	15	10	25	7	25	7	9	5
487	Caledonia Academy.....	0	Sister M. Gertrude.....	R. C.	1	1	300	150	150	300	6	50	.....	.....	.....
488	Fairbault Academy and Parish School.....	1865	Rev. James Dobbin, A. M.....	R. C.	7	1	118	118	118	104	14	24	13	3	.....
489	Shattuck School.....	1860	.....	P. E.	7	1	118	118	118	104	14	24	13	3	.....

\* From Report of the Commissioner of Education for 1877.





511	Sardin, Miss.	0	1864	James A. Rainwater	Non-sect	2	160	90	70	114	46	11	24	0	13	0
512	Vadon Male and Female Institute.	1847	1879	J. S. Cahery	Iresb	2	100	55	45	100	8	1	5	3	5	0
513	Ashley, Mo	1847	1855	J. C. Watkins, A. M.	Non-sect	2	77	42	35	77	7	0	0	0	0	0
514	Deonville, Mo	0	1844	F. T. Simpson, A. M.	Non-sect	4	42	0	21	15	0	6	0	4	0	0
515	Bellevue Collegiate Institute.	1867	1867	Rev. Thos. M. Finney, D. D., Principal.	M. E. So	3	140	68	72	0	2	0	0	0	0	0
516	Edina, Mo	1863	1863	Presb. vert.	R. C	0	85	40	45	0	0	0	0	0	0	0
517	Grant River College	1859	1863	Rev. John H. Stortis, A. M.	M. E. So	2	160	50	50	100	20	5	50	30	0	0
518	Carlton Institute	1859	1854	Miss E. A. Carden, pres v.	M. E.	2	83	40	40	0	3	0	4	0	0	0
519	Kirkwood, Mo	1866	1861	Miss Anna C. Secced	Non-sect	3	168	(680)	0	0	0	0	0	0	0	0
520	Marionville Collegiate Institute.	1872	1872	Rev. Jasper A. Smith, A. M.	M. E. So	3	128	84	18	110	26	0	0	0	0	0
521	Marionville Male and Female Col- legiate Institute.	1872	1872	Rev. W. C. Godbey	M. E. So	3	122	65	57	105	17	8	0	0	0	0
522	Oak Ridge, Mo.	1879	1874	W. F. Carrington.	Non-sect	2	100	50	50	100	0	2	2	0	0	0
523	Palmyra Seminary*	1857	1857	J. M. McMurry and S. A. B. Fryor.	Non-sect	2	101	36	65	101	10	0	0	0	0	0
524	St. Paul's College	1852	1848	Rev. J. A. Wainwright, A. M., M. D.	P. E.	4	2	60	42	18	40	17	10	0	0	0
525	St. Charles, Mo	1837	1838	R. S. Newland, president.	M. E. So.	1	65	31	34	0	8	15	0	0	0	0
526	Young Ladies Institute	1869	1873	Rev. Charles Martin, M. D.	Non-sect	3	84	4	90	60	6	25	0	0	0	0
527	German Institute*	1873	1869	John Eyer	Non-sect	4	100	100	0	0	15	60	0	0	0	0
528	Mrs. Cuthbert's Seminary	1865	1865	Mrs. Eugenia Cuthbert	Non-sect	4	7	150	0	0	50	100	0	0	0	0
529	St. Patrick's Academy*	1868	1868	Brother Nicholas	R. C	12	128	128	0	0	0	40	10	8	0	0
530	School of the Good Shepherd	1873	1874	Sister Catharine	P. E.	2	10	44	4	40	44	8	16	0	0	0
531	Shelby High School*	1835	1835	Daniel M. Conway	M. E. So	2	67	67	30	0	0	0	0	2	0	0
532	Stewartville Seminary	0	1863	Rev. W. O. H. Perry, A. M.	Non-sect	1	80	98	32	80	10	0	10	30	6	0
533	Wheatland Christian Institute.	1869	1873	Rev. Emerson Barber	Christian	2	100	52	48	80	10	0	0	0	0	0
534	Brownell Hall	1867	1863	Rev. Robert Doherty	P. E.	3	80	6	74	80	23	26	2	0	1	0
535	St. Mary's School	1874	1874	Rev. Alva H. Morrill, A. M.	Christian	1	2	75	42	33	64	4	7	2	0	0
536	Proctor Academy	1791	1789	John V. Hasen	Cong.	1	41	31	10	32	11	2	3	0	1	0
537	Alkhuson Academy	0	1839	Daniel G. Deede	Non-sect	2	1	630	915	630	0	0	0	0	0	0
538	Beede's Academic and Normal Institute.*	0	1839	Daniel G. Deede	Non-sect	2	1	630	915	630	0	0	0	0	0	0
539	Chester Academy	1806	1806	Vacant	Non-sect	1	140	20	35	7	0	0	0	0	0	0
540	Stevens High School	1835	1835	Arthur J. Swain, A. M.	Non-sect	1	113	51	62	165	8	14	4	1	0	0
541	Colebrook Academy	1850	1850	D. M. McPherson	Non-sect	1	80	40	40	60	15	10	0	0	0	0
542	Contoocook Academy	1856	1856	Rev. Charles Hardon	Swed b'n	1	32	20	12	32	9	0	0	0	0	0
543	Deering High School	1853	1853	Levod Chas. secretary	Non-sect	1	0	0	0	0	0	0	0	0	0	0
544	Pinkerton Academy	1814	1815	Edmund R. Angell, A. M.	Non-sect	1	52	27	25	45	15	7	10	1	1	0
545	Franklin Academy	1818	1818	John Seales, A. M.	Non-sect	1	3	65	30	0	0	0	0	0	0	0
546	Fennock Academy	1866	1866	Prof. Charles A. Caldwell.	Non-sect	1	21	18	3	14	7	0	1	2	0	0
547	Francetown Academy	1819	1800	Hervey S. Cowell, A. M.	Non-sect	1	4	107	63	44	74	33	6	18	1	0
548	Gilmanton Academy	1794	1797	Frank M. McCutheims, A. B.	Cong.	1	3	21	21	25	2	20	0	0	0	0
549	Brackett Academy	1824	1825	Miss S. C. Merrill	Non-sect	0	4	50	20	50	35	12	4	6	0	0
550	Hillsborough Bridge Union School and Valley Academy.	1863	1863	Harry L. Brackett, A. M.	Non-sect	1	1	117	64	53	102	12	3	2	0	0

<sup>b</sup> Average.  
<sup>c</sup> School not in session at present.

\* From Report of the Commissioner of Education for 1877.  
† This includes students in the Kindergarten, but excludes those in special departments.



570	Blair Presbyterial Academy	Blairstown, N. J.	1846	Henry D. Gregory, A. M., Ph.D.	Presb.	2	3	65	42	23	57	37	4	3	0	3	0
571	New Jersey Collegiate Institute	Bordentown, N. J.	1868	Edgar Haas, A. M.	Non-sect	1	7	55	25	30	55	4	6	0	0	0	0
572	West Jersey Academy	Bridgeton, N. J.	1851	H. K. Trask, A. M.	Baptist	4	5	150	90	60	87	63	27	20	5	7	9
573	Teaboard Institute	Cranbury, N. J.	1865	Leonard T. Brown	Presb.	2	1	650	620	620	.....	.....	.....	.....	.....	.....	.....
574	Jederson Park Academy	Elizabeth, N. J.	1873	James H. Lansley, Ph. D.	Non-sect	2	3	90	60	30	.....	.....	.....	.....	.....	.....	.....
575	Misses Hayward's English and French School for Young Ladies	Elizabeth, N. J. (279 N. Broad street).	1869	Misses J. L. & A. Hayward	P. E.	4	4	30	.....	.....	.....	.....	.....	.....	.....	.....	.....
576	The Elizabeth Institute	Elizabeth, N. J. (321 N. Broad street).	1861	Miss W. C. Read	Presb.	2	5	45	10	35	45	5	7	.....	.....	.....	.....
578	English and Classical School	Flemington, N. J.	1870	Isiah N. Leigh	Presb.	1	1	52	27	25	40	12	0	12	0	1	0
579	Freehold Institute	Freehold, N. J.	1844	Rev. A. G. Chambers	Presb.	6	0	65	65	0	35	30	25	10	12	5	5
580	Hackensack Academy	Hackensack, N. J.	1870	S. D. Brooks	Meth.	1	2	41	24	17	41	6	3	.....	.....	.....	.....
581	Cantonsack Collegiate Institute	Hackettstown, N. J.	1869	Rev. George H. Whitney, D.D.	Meth.	6	5	185	111	74	80	105	63	35	11	10	0
582	Young Ladies Seminary	Hightstown, N. J.	1864	Rev. William M. Wells, A. M.	Presb.	1	3	40	8	32	40	11	3	1	0	0	0
583	German-American School	Hoboken, N. J. (144 Park avenue).	1871	John A. Von Duisburg	.....	.....	.....	50	.....	.....	.....	.....	.....	.....	.....	.....	.....
584	Hoboken Academy	Hoboken, N. J.	1860	Magnus Schoeder	Non-sect	11	3	395	263	182	.....	.....	.....	.....	.....	.....	.....
585	Martha Institute*	Hoboken, N. J. (corner 6th st. and Park ave.).	1867	Rev. Leopold Mohr	Ref. D.	3	3	118	62	51	118	5	113	5	2	1	1
586	Young Ladies' Institute	Hoboken, N. J. (352 Bloomfield street).	1868	Miss Mathilde Schmidt	.....	.....	.....	130	130	130	50	130	.....	.....	.....	.....	.....
587	Hopewell Seminary*	Hopewell, N. J.	1866	Miss Elizabeth H. Boggs	Non-sect	2	4	60	30	30	60	3	5	3	3	.....	.....
588	Jamestown Institute	Jamestown, N. J.	1873	M. Oakley, A. M.	Non-sect	1	.....	45	30	15	30	6	.....	.....	.....	.....	.....
589	Hasbrouck Institute	Jersey City, N. J. (109 Grand street).	1856	Henry C. Miller, A. M., and Charles C. Stineta.	.....	.....	.....	135	135	.....	80	55	90	28	15	5	2
590	Classical and Commercial High School	Lawrenceville, N. J.	1810	Rev. Samuel M. Hamill, D. D.	Presb.	6	0	58	58	.....	28	30	12	.....	.....	.....	.....
591	Lawrenceville Female Seminary	Lawrenceville, N. J.	1835	Rev. R. Hamill Davis, Ph. D.	Presb.	1	3	30	.....	30	.....	.....	.....	.....	.....	.....	.....
592	Glenwood Institute	Matawan, N. J.	1855	Charles Jacobus, A. M.	Non-sect	2	2	90	39	51	90	26	7	5	.....	.....	.....
593	St. Stephen's School	Millburn, N. J.	1872	Rev. Julius D. Rose, A. M., M. D., Ph. D.	P. E.	1	1	25	13	12	25	14	8	4	1	0	0
594	Hillside Cottage Seminary	Montclair, N. J.	1876	Mrs. Mary E. Morrison	Presb.	.....	.....	2	20	20	.....	.....	.....	.....	.....	.....	.....
595	Solect High School	Moorestown, N. J.	.....	Rev. S. N. Howell, A. M.	.....	.....	.....	.....	.....	.....	.....	.....	.....	.....	.....	.....	.....
596	Boarding School for Boys	Morristown, N. J.	.....	Miss E. Elizabeth Dana's Boarding and Day School for Young Ladies and Children.	.....	.....	.....	.....	.....	.....	.....	.....	.....	.....	.....	.....	.....
597	Miss Longwell's Seminary	Morristown, N. J.	.....	S. A. Longwell	Non-sect	1	8	60	.....	60	.....	.....	.....	.....	.....	.....	.....
599	Mt. Holly Boys' Academy	Mt. Holly, N. J.	1875	John M. Prout	Presb.	2	1	45	45	0	.....	.....	.....	.....	.....	.....	.....
600	First German Presbyterian School	Newark, N. J.	1860	Rev. J. U. Gunther	Presb.	3	1	200	120	80	120	60	20	15	10	6	1
601	Cedar Grove, Boarding and Day School for Young Ladies.	New Brunswick, N. J. (College avenue).	1841	The Misses Buchnall	Ref.	2	3	30	.....	30	30	30	.....	.....	.....	.....	.....
602	Mrs. Parks' Seminary for Young Ladies	New Brunswick, N. J. (13 Livingston ave.).	1871	Mrs. Martha S. Parks	Non-sect	2	4	40	.....	40	40	6	39	0	0	0	0
603	Newton Collegiate Institute	Newton, N. J.	1850	S. S. Stevens, A. M.	Non-sect	2	3	50	30	20	40	15	4	4	.....	.....	.....
604	Passaic Classical School	Passaic, N. J.	1871	Chas. W. Stickle, A. M.	P. E.	2	3	25	21	4	18	6	1	3	1	.....	.....
605	Passaic Falls Institute	Passaic, N. J. (cor. Market and Church sts.).	1866	Rev. J. C. Wyckoff	Non-sect	2	3	37	5	33	37	7	6	0	0	1	6

\* From Report of the Commissioner of Education for 1877.

Not in session this year.

Average number.

TABLE VI.—Statistics of institutions for secondary instruction for 1878, &c.—Continued.

NOTE.—x indicates an affirmative answer; 0 signifies no or none; ..... indicates no answer.

Name.	Location.	Date of charter.	Date of organization.	Principal.	Religious denomination.	Male instructors.	Female instructors.	Number of students.										
								Total.	Male.	Female.	In English course.	In classical course.	In modern languages.	Preparing for classical course in college.	Preparing for scientific course in college.	Entered college since close of last academic year.	Entered scientific school since close of last academic year.	
1	2	3	4	5	6	7	8	9	10	11	12	13	14	15	16	17	18	
600 Tallman Seminary .....	Paterson, N. J. (York avenue).	0	1862	Mrs. G. C. Tallman, jr.	Non-sect	1	5	75	85	40	75	25	20	.....	.....	2	2	
607 Pennington Institute .....	Pennington, N. J.	0	1844	Rev. A. P. Leber	Non-sect	2	1	51	35	16	51	2	0	.....	.....	.....	.....	
608 North Plainfield Seminary for Young Ladies.	Plainfield, N. J.	.....	1876	Miss M. Helen Burrows	Non-sect	1	3	21	0	21	21	.....	20	3	.....	.....	.....	
609 Select School .....	Plainfield, N. J.	0	1871	Miss Hattie M. Conroy	Baptist	0	1	10	7	3	10	0	0	0	0	0	0	
610 Seminary at Ringoes .....	Ringoes, N. J.	.....	1870	Mrs. K. B. Larson	Baptist	1	2	40	16	24	31	7	2	.....	.....	.....	.....	
611 Union Academy .....	Shiloh, N. J.	1849	.....	W. G. Bombard	Baptist	1	2	10	10	20	20	.....	.....	.....	.....	.....	.....	
612 Miss Sarah B. Mathews's School.	Summit, N. J.	0	1878	Miss Sarah B. Mathews	Non-sect	0	3	20	4	16	20	.....	.....	.....	.....	.....	.....	
613 Summit Institute .....	Summit, N. J.	.....	1876	M. F. Hoagland	Presb	1	4	33	15	33	33	8	10	0	0	0	0	
614 Trenton Academy .....	Trenton, N. J.	1785	1781	W. W. Woodhull, A. M., Ph. D.	Non-sect	2	.....	635	635	.....	.....	.....	.....	.....	.....	.....	.....	
615 Vineland Institute .....	Vineland, N. J.	.....	1876	Fratonia E. Parkhurst	Non-sect	.....	.....	623	623	.....	.....	.....	.....	.....	.....	.....	.....	
616 Home Boarding School for Boys and Young Men.	Waterford, N. J.	.....	1877	Rev. James G. Shinn, A. M.	Non-sect	1	1	7	7	0	7	4	5	1	3	0	0	
617 Haverford Collegiate Institute .....	Adams, N. Y.	1864	1864	Albert B. Watkins, A. M., Ph. D.	Non-sect	5	4	119	61	58	92	15	12	2	2	0	1	
618 Albany Academy .....	Albany, N. Y.	1813	1814	Merrill E. Gates, A. M.	Non-sect	9	3	251	0	21	280	60	125	30	8	1	1	
619 English, French, and Classical Institute.	Albany, N. Y. (131 N. Pearl street).	.....	1874	Monsieur and Madame Commette.	Non-sect	.....	.....	664	664	.....	.....	.....	.....	.....	.....	.....	.....	
620 Albion Academy .....	Albion, N. Y.	.....	.....	Freeman A. Green, A. M.	.....	.....	.....	.....	.....	.....	.....	.....	.....	(d2)	.....	.....	.....	
621 Alfred University (academic department) .....	Alfred, N. Y.	.....	.....	Jonathan Allen, D. D., Ph. D.	.....	.....	.....	.....	.....	.....	.....	.....	.....	(d4)	.....	.....	.....	
622 Almond Academy .....	Almond, N. Y.	.....	.....	Gurdon Evans, A. M.	.....	.....	.....	.....	.....	.....	.....	.....	.....	(d1)	.....	.....	.....	
623 America Seminary .....	Amenia, N. Y.	1834	1835	Prof. E. C. Allen, A. M.	Non-sect	2	1	02	41	24	05	10	21	.....	.....	.....	.....	







TABLE VI.—Statistics of institutions for secondary instruction for 1878, &c.—Continued.

NOTE.—x indicates an affirmative answer; 0 signifies no or none; ..... indicates no answer.

Name.	Location.	Date of charter.	Date of organization.	Principal.	Religious denomination.	Male instructors.	Female instructors.	Number of students.										
								Total.	Male.	Female.	In English course.	In classical course.	In modern languages.	Preparing for classical course in college.	Preparing for scientific course in college.	Entered college since close of last academic year.	Entered scientific school since close of last academic year.	
1	2	3	4	5	6	7	8	9	10	11	12	13	14	15	16	17	18	
718 New Berlin Academy.....	New Berlin, N. Y.	1840	1841	Gilbert Jeffrey.....	Non-sect	1	2	48	26	20	12	10	5	0	0	1	.....	
719 Trinity School.....	New Brighton, S. I., N. Y.	0	1867	John M. Hawkins, A. M.	P. E.	4	33	38	33	30	12	10	10	16	8	9	7	
720 Gormley Seminary.....	Newburgh, N. Y.	.....	1875	Miss J. S. Lourd.....	.....	.....	4	30	.....	30	28	.....	.....	.....	.....	.....	.....	
721 Mrs Mackie's Boarding and Day School for Young Ladies and Children.	Newburgh, N. Y.	.....	1866	Miss E. J. Mackie.....	Non-sect	3	7	00	.....	00	.....	.....	20	.....	.....	.....	.....	
722 New Paltz Academy.....	New Paltz, N. Y.	1885	1885	Dr. H. M. Bauscher.....	Reform'd	2	2	67	30	37	67	6	23	3	2	1	1	
723 Academy of the Holy Cross.....	New York, N. Y. (343 West 42d street).	.....	1858	Sister Mary Helena.....	R. C.	2	12	134	42	92	134	.....	40	.....	.....	.....	.....	
724 Boarding and Day School*.....	New York, N. Y. (57 East 20th street).	.....	.....	Miss Edmonds.....	.....	.....	.....	.....	.....	.....	.....	.....	.....	.....	.....	.....	.....	
725 Boarding and Day School for Young Ladies.*.....	New York, N. Y. (13 East 49th street).	.....	1859	Anna Van Wagenen.....	Reform'd	4	10	650	.....	650	.....	.....	.....	.....	.....	.....	.....	
726 Classical School*.....	New York, N. Y. (1287 Broadway).	.....	.....	J. Harris Patton.....	Presb	2	1	14	14	.....	3	10	9	8	1	.....	.....	
727 Dr. J. Sachs' Collegiate Institute.....	New York, N. Y.* (121 West 49th street).	.....	1872	Dr. Julius Sachs.....	Non-sect	6	2	74	74	.....	47	37	70	16	3	3	1	
728 Duane S. Everson's Collegiate School for Boys.	New York, N. Y. (729 6th avenue).	.....	1865	Duane S. Everson, A. M.	.....	0	1	107	107	.....	42	65	45	35	5	10	1	
729 English, Classical, and Mathematical School for Boys.	New York, N. Y. (1207 Broadway).	.....	1868	James H. Morac, A. M.	.....	5	.....	25	25	.....	.....	.....	9	25	.....	2	.....	
730 English, French, and German Boarding and Day School.*	New York, N. Y. (13 East 51st street).	.....	1869	Mrs. Frederick Johnson and Miss Agnes L. Jones.	Non-sect	8	8	100	.....	100	100	25	90	.....	.....	.....	.....	



1866	E. F. C. Fezanidi	Non-sect	6	1	9	9	0	9	4	9	2	0	0	0
1864	Prof. Alfred M. Cotte, M. A.	R. C.	10	0	46	45	0	45	12	45	8	10	1	1
1871	Mlle. Lens	Non-sect	4	14	54	54	54	54	54	54	54	54	54	54
1861	Miles. Fanny and Mathilde Charbonnier.	Friends	4	8	130	70	60	125	5	50	5	1	0	0
1861	Benjamin Smith, A. M.	Friends	4	8	130	70	60	125	5	50	5	1	0	0
1873	Waller Holladay, B. S., C. & M. E.	Non-sect	6	0	19	19	0	0	12	12	9	0	0	0
1850	John MacMullen	Non-sect	5	0	30	30	0	5	18	25	3	0	1	0
1863	Brother Bertram	R. C.	11	0	163	163	163	163	163	163	163	163	163	163
1848	Miss Ballow	Non-sect	7	12	90	90	90	90	90	90	90	90	90	90
1867	Miss Lucy B. Jaudon	Non-sect	9	9	100	10	90	100	30	100	0	0	0	0
1867	Mlle. M. Tardivel du Saret	Non-sect	5	2	132	94	38	132	132	132	132	132	132	132
1863	P. W. Moeller	Non-sect	5	2	132	94	38	132	132	132	132	132	132	132
1864	Mrs. J. J. Roberts and Miss Walker.	Non-sect	14	3	163	163	0	150	96	73	131	13	18	17
1868	Rev. M. Maury, D. D., and John B. Hays, M. D., Ph. D.	P. E.	3	17	125	125	125	125	125	125	125	125	125	125
1873	Rev. Theodore Irving, LL. D., rector.	P. E.	6	5	300	170	130	130	5	170	5	5	5	5
1876	Edmund Bohm	Ev. Luth.	6	5	300	170	130	130	5	170	5	5	5	5
1849	Sister Teresa Magdalen	R. C.	0	3	136	52	84	136	0	0	0	0	0	0
1870	Miss M. W. Warren	Non-sect	2	4	54	54	0	54	10	54	10	8	4	6
1873	Anna C. Brackett	Non-sect	10	100	100	100	100	100	100	100	100	100	100	100
1820	Rev. Edwin Johnson	Cong.	1	4	17	7	10	7	10	7	10	7	10	7
1820	Rev. Henry B. Chapin, Ph. D.	Non-sect	7	73	72	72	72	72	72	72	72	72	72	72

<sup>a</sup> From Report of the Commissioner of Education for 1877. <sup>b</sup> During the year 1878 this institution was united to John MacMullen's School under the name of Classical, French, English, and Primary School, but the partnership has since been dissolved; the report here given is for 1877.

731 Fezanidi Institute<sup>b</sup> ..... New York, N. Y. (1214 Broadway).  
 732 Fort Washington French College ..... New York, N. Y. (Station M).  
 733 French and English School\* ..... New York, N. Y. (167 Madison avenue).  
 734 French Protestant Institution ..... New York, N. Y. (86 East 33d street).  
 735 Friends' Seminary ..... New York, N. Y. (corner Rutherford Place and East 16th street).  
 736 Holladay Collegiate Institute\* ..... New York, N. Y. (1323 Broadway).  
 737 John MacMullen's School ..... New York, N. Y. (1214 Broadway).  
 738 Manhattan Academy\* ..... New York, N. Y. (213 West 35d street).  
 739 Miss Ballow's English and French School for Young Ladies. ..... New York, N. Y. (24 East 22d street).  
 740 Miss Jaudon's Boarding and Day School. ..... New York, N. Y. (32 East 31st street).  
 741 Mile, M. D. Tardivel's Institute for Young Ladies. ..... West 46th street, New York, N. Y. (336 West 29th street).  
 742 Moeller Institute\* ..... New York, N. Y. (148 Madison avenue).  
 743 Mrs. Roberts and Miss Walker's English and French School for Young Ladies. ..... New York, N. Y. (22 East 49th street).  
 744 New York Latin School\* ..... New York, N. Y. (8 East 46th street).  
 745 St. Mary's School ..... New York, N. Y. (21 East 23 West 33d st.).  
 746 St. John's School ..... New York, N. Y. (corner Broome and Elizabeth streets).  
 747 St. Matthew's Academy ..... New York, N. Y. (9 Rivendale P. O.).  
 748 St. Vincent's Free School\* ..... New York, N. Y. (722 6th ave., opposite Reservoir Park).  
 749 School for Boys\* ..... New York, N. Y. (9 West 30th street).  
 750 School for Girls ..... New York, N. Y. (Morrisania).  
 751 Suburban Seminary ..... New York, N. Y. (3 and 4 East 60th street).  
 752 The Collegiate School

TABLE VI.—Statistics of institutions for secondary instruction for 1878, &c.—Continued.

NOTE.—x indicates an affirmative answer; 0 signifies no or none; .... indicates no answer.

Name.	Location.	Date of charter.	Date of organization.	Principal.	Religious denomination.	Male instructors.	Female instructors.	Number of students.									
								Total.	Male.	Female.	In English course.	In classical course.	In modern languages.	Preparing for classical course in college.	Preparing for scientific course in college.	Entered college since close of last academic year.	Entered scientific school since close of last academic year.
718 New Berlin Academy.....	New Berlin, N. Y. ....	1840	1841	Gilbert Jeffrey.....	Non-sect	1	8	9	10	11	12	13	14	15	16	17	18
719 Trinity School.....	New Brighton, S. I., N. Y. 0	1867	1867	John M. Hawkins, A. M.....	P. E.....	4	2	46	26	20	12	10	5	0	0	1	7
720 Gormley Seminary.....	Newburgh, N. Y. ....	1875	1875	Miss J. S. Lourie.....	Non-sect	4	4	38	38	30	12	16	10	16	8	9	7
721 Miss Mackie's Boarding and Day School for Young Ladies and Children.....	Newburgh, N. Y. ....	.....	1868	Miss E. J. Mackie.....	Non-sect	3	7	60	60	60	28	20	20	.....	.....	.....	.....
722 New Palitz Academy.....	New Palitz, N. Y. ....	1885	1885	Dr. H. M. Bauscher.....	Reform'd	2	2	67	30	37	67	6	23	3	2	1	1
723 Academy of the Holy Cross.....	New York, N. Y. (343 West 42d street).	.....	1868	Sister Mary Helena.....	R. C.....	2	12	134	42	92	134	.....	40	.....	.....	.....	.....
724 Boarding and Day School*.....	New York, N. Y. (87 East 29th street).	.....	.....	Miss Edmonds.....	.....	.....	.....	650	.....	650	.....	.....	.....	.....	.....	.....	.....
725 Boarding and Day School for Young Ladies*.....	New York, N. Y. (13 East 49th street).	.....	1859	Anna Van Wagenon.....	Reform'd	4	10	.....	.....	.....	.....	.....	.....	.....	.....	.....	.....
726 Classical School*.....	New York, N. Y. (1267 Broadway).	.....	.....	J. Harris Patton.....	Presb.....	2	1	14	14	.....	3	10	9	8	1	.....	.....
727 Dr. J. Sachs' Collegiate Institute.....	New York, N. Y. (121 West 48th street).	.....	1872	Dr. Julius Sachs.....	Non-sect	6	2	74	74	.....	47	37	70	15	3	3	1
728 Duane S. Everson's Collegiate School for Boys.....	New York, N. Y. (729 6th avenue).	.....	1845	Duane S. Everson, A. M.....	.....	6	1	107	107	.....	42	65	45	35	5	10	1
729 English Classical and Mathematical School for Boys.....	New York, N. Y. (1267 Broadway).	.....	1868	James H. Morse, A. M.....	.....	5	.....	25	25	.....	.....	.....	9	25	.....	2	.....
730 English, French, and German Boarding and Day School*.....	New York, N. Y. (13 East 51st street).	.....	1869	Mrs. Frederick Johnson and Miss Agnes L. Jones.....	Non-sect	8	8	100	100	100	100	25	90	.....	.....	.....	.....



TABLE VI.—Statistics of institutions for secondary instruction for 1878, &c.—Continued.

NOTE.—x indicates an affirmative answer; 0 signifies no or none; .... indicates no answer.

Name.	Location.	Date of charter.	Date of organization.	Principal.	Religious denomination.	Male Instructors.	Female Instructors.	Number of students.									
								Total.	Male.	Female.	In English course.	In classical course.	In modern languages.	Preparing for classical course in college.	Preparing for scientific course in college.	Entered college since close of last academic year.	Entered scientific school since close of last academic year.
1	2	3	4	5	6	7	8	9	10	11	12	13	14	15	16	17	18
753	The Fifth Avenue School for Boys*	New York, N. Y. (539 5th avenue)	.....	1873	E. A. Gibbens, A. B., and D. Beach, Jr.	Non-sect	7	0	70	0	43	27	51	20	0	6	0
754	The Misses Marshall's School	New York, N. Y. (250 West 88th street)	.....	1859	Susannah C. Marshall	Non-sect	.....	3	30	5	23	30	8	.....	.....	.....	.....
755	Van Norman Institute*	New York, N. Y. (316 West 58th street)	0	1857	Rev. D. C. Van Norman, LL.D.	Non-sect	3	9	56	56	.....	.....	.....	.....	.....	.....	.....
756	Chili Seminary	North Chili, N. Y.	1869	1869	Albert H. Stillwell	Free Meth	2	2	81	40	55	23	3	4	0	1	0
757	Granville Military Academy	North Granville, N. Y.	1875	1850	Wallace C. Wilcox, A. M.	Non-sect	7	1	81	81	0	60	31	8	10	2	1
758	Rockland College	Nyack-on-the-Hudson, N. Y.	1877	1876	William H. Baumister, A. M.	Non-sect	5	4	81	61	20	72	11	19	10	2	1
759	Cary Collegiate Seminary	Oakfield, N. Y.	1845	1843	Rev. H. M. Brown	P. E.	4	4	174	81	93	103	12	4	2	.....	.....
760	De Lancy School	Ontario, N. Y.	.....	1874	Miss L. M. Marsh	P. E.	2	4	45	0	45	.....	.....	.....	.....	.....	.....
761	Orondago Academy	Orondago Valley, N. Y.	1813	1813	Oliver W. Sturdevant	Non-sect	2	6	103	49	54	58	24	11	24	0	4
762	Orondago Academy	Orford, N. Y.	1793	1793	Rev. Frank B. Lewis, A. M.	Non-sect	2	2	76	42	34	54	15	11	2	.....	.....
763	Village de la Sainte-Academy of the Visitation*	Near Parkville, N. Y.	1860	1864	Mother Mary Ambrose Con- nally	R. C.	0	12	85	0	85	26	25	.....	.....	.....	.....
764	Pawling Institute	Pawling, N. Y.	.....	1874	R. M. Jacobs	Non-sect	2	2	55	30	25	55	5	0	4	2	10
765	Miss Gilmont's School	Pekskill, N. Y.	0	1875	Phoebe R. Gerard	M. E.	2	4	40	40	28	5	2	1	.....	.....	.....
766	Pekskill Military Academy	Pekskill, N. Y.	1863	1865	Col. C. T. Wright, A. M., and Robert Donald, A. M.	Non-sect	6	1	90	90	40	26	25	25	25	25	3
767	St. Gabriel's School	Pekskill-on-Hudson, N. Y.	.....	1872	Sister Dolores	P. E.	2	9	41	41	14	33	.....	.....	.....	.....	.....
768	Penn Yan Academy	Penn Yan, N. Y.	.....	.....	Francois D. Hodgson, A. M.	Non-sect	3	6	308	.....	.....	.....	.....	.....	.....	.....	8
769	Evans Academy	Peterboro, N. Y.	1863	1863	Byron Wallis, A. B.	Non-sect	1	1	70	40	30	.....	.....	.....	.....	.....	61



TABLE VI.—Statistics of institutions for secondary instruction for 1878, &c.—Continued.

NOTE.—x indicates an affirmative answer; 0 signifies no or none; ..... indicates no answer.

Name.	Location.	Date of charter.	Date of organization.	Principal.	Religious denomination.	Male instructors.	Female instructors.	Number of students.												
								Total.	Male.	Female.	In English course.	In classical course.	In modern languages.	Preparing for classical course in college.	Preparing for scientific course in college.	Entered college since close of last academic year.	Entered scientific school since close of last academic year.			
808 Troy Academy.....	Troy, N. Y.	1824	1835	T. Newton Wilson, A. M.	Non-sect	4	1	90	0	65	25	0	10	15	2	8	0			
809 Troy Female Seminary.....	Troy, N. Y.	1837	1814	Emily T. Wilcox.	Non-sect	1	5	90	0	90	20	20	0	0	0	0	0	0		
810 Unadilla Academy.....	Unadilla, N. Y.	1851	1851	James O. Griffin.	Non-sect	1	3	117	64	63	80	23	12	3	4	3	.....			
811 Oakwood Seminary.....	Union Springs, N. Y.	1860	1858	Elijah Cook, Jr.	Friends	2	2	110	57	53	92	22	14	7	.....	.....	.....			
812 Oakside Family School for Boys.....	Unionville, N. Y.	1867	1867	Samuel S. Hartwell	Presb.	2	2	21	18	3	13	8	4	4	1	.....	.....			
813 Walton Academy and Union School.....	Walton, N. Y.	1854	1853	Strong Constock, A. M.	Non-sect	1	1	68	41	47	57	27	4	4	1	.....	.....			
814 Walworth Academy.....	Walworth, N. Y.	1842	1843	J. Carlton Norris.	Non-sect	3	1	102	65	37	80	7	0	3	0	0	0			
815 Warsaw Academy.....	Warsawburgh, N. Y.	1860	1854	W. S. Austin.	Non-sect	1	2	140	60	80	122	8	0	4	3	0	0			
816 Warsaw Union School and Academy.....	Warsaw, N. Y.	1853	1853	Alvin P. Chapin	Non-sect	8	5	418	200	218	340	90	28	26	.....	.....	.....			
817 Warwick Institute.....	Warwick, N. Y.	.....	.....	A. G. McAllister, A. M.	.....	1	1	88	.....	.....	25	.....	.....	.....	.....	.....	.....			
818 Riverside Seminary.....	Wellsville, N. Y.	1878	1872	Rev. Auson W. Cummings, D. D., LL. D.	Method.	2	2	80	30	41	73	7	7	13	1	.....	.....			
819 West Winfield Academy.....	West Winfield, N. Y.	0	1849	Allen and McGiffert.	Non-sect	2	3	110	60	50	75	25	10	2	7	2	4			
820 Alexander Institute.....	White Plains, N. Y.	.....	1845	Oliver K. Willis, Ph. D.	Non-sect	6	.....	21	21	18	18	8	7	7	1	.....	.....			
821 Whitestown Seminary.....	Whitestown, N. Y.	1845	1827	James S. Gardner, A. M., Ph. D.	Presb.	6	2	225	128	100	75	90	40	.....	.....	.....	.....			
822 Red Creek Union Seminary.....	Wolcott, N. Y.	1839	1840	L. W. Baker.	Non-sect	2	1	60	38	34	58	8	4	8	.....	.....	.....			
823 Woodhall Academy.....	Woodhall, N. Y.	.....	.....	D. H. Cobb.	Non-sect	3	4	160	.....	.....	4	.....	.....	.....	.....	.....	.....			
824 Middlebury Academy.....	Wyoming, N. Y.	1816	1819	H. G. Davis, A. M.	Non-sect	1	3	65	80	85	53	6	6	0	0	0	0			
825 Yates Academy.....	Yates, N. Y.	1842	1842	M. Smith, A. B.	Non-sect	2	1	62	33	29	52	9	1	5	0	2	0			
826 School for Young Ladies and Children.*	Xonkers, N. Y.	.....	1877	Mrs. K. T. Holbrook and M. D. Haight.	Non-sect	1	6	60	15	45	17	12	31	1	.....	.....	.....			

827	The Old School for Boys	Yonkers, N. Y.	1857	1857	Benjamin Mason	0	2	31	1	30	31	3	2	0	0		
828	Ravencroft School*	Ashville, N. C.	1873	1873	Miss Fannie E. Buxton	P. E.	1	30	23	28	36	14	8	0	0		
829	Belvidere Academy	Belvidere, N. C.	1838	1838	William A. Symmes	Friends	1	50	22	22	44	10	1	24	1		
830	Brevard Classical School	Brevard, N. C.	1847	1847	S. G. Coltrano	Presb.	1	45	33	35	0	7	4	0	0		
831	Hughes School*	Cedar Grove, N. C.	1857	1857	S. W. Hughes	Non-sect	2	8	120	10	25	30	7	0	0		
832	Charlotte Institute for Young Ladies	Charlotte, N. C.	1857	1857	Rev. William R. Atkinson	Non-sect	2	8	120	10	25	30	7	0	0		
833	Scotts Seminary	Concord, N. C.	1870	1870	Rev. Luko Dorland, A. M.	Presb.	1	8	153	0	153	0	0	0	0		
834	Bethel Academy	Davidson College, N. C.	1876	1876	Rev. L. K. Glasgow, A. M.	Presb.	1	1	41	23	19	23	2	1	0	0	
835	Denver Seminary	Denver, N. C.	1874	1873	D. M. Thompson, A. M.	M. E. So.	1	1	81	38	43	74	2	0	0		
836	East Bend Academy	East Bend, N. C.	1856	1856	J. M. Matthews	Non-sect	3	1	80	45	35	80	26	0	0		
837	Graham High School	Graham, N. C.	1850	1837	Rev. M. A. Lewis, A. M.	Non-sect	2	2	108	71	37	93	15	0	3	0	
838	Haysville Academy	Haysville, N. C.	1871	1871	Nathan A. Fessenden	M. E. So.	1	1	15	15	15	2	0	1	0		
839	Somerville Female Institute	Leasburg, N. C.	1840	1840	Rev. Solomon Lea, A. M.	M. E. So.	1	1	15	15	15	2	0	1	0		
840	Lincolnton Male and Female Academies	Lincolnton, N. C.	1824	1824	F. S. Arveywood and Miss M. F. Hawley	Non-sect	1	1	45	25	20	20	5	15	2	0	
841	Fingham School	Mobanzville, N. C.	1864	1763	Maj. Robert Bingham, A. M.	Non-sect	4	143	142	142	100	15	75	25	10		
842	Monroe High School	Monroe, N. C.	1875	1875	John D. Hodges, A. M.	Non-sect	5	3	106	56	50	70	30	6	30	10	
843	Mt. Airy Male Academy	Mt. Airy, N. C.	1843	1843	Katus H. Smith	Non-sect	4	30	30	30	25	5	25	5	1	0	
844	Mount Pleasant Female Seminary	Mount Pleasant, N. C.	1870	1858	L. H. Rothrock	Lutheran	1	2	52	0	52	28	17	1	6	0	
845	New Garden Boarding School	New Garden, N. C.	1836	1836	L. Lyndon Hobbs, A. B.	Friends	1	3	66	83	33	55	11	4	1	0	
846	Catawba High School	Newton, N. C.	1853	1851	Rev. J. C. Clapp, A. B., and Rev. A. J. Pool, A. B.	Ref. Ger	3	0	66	88	0	88	37	7	10	3	2
847	Locust Hill Seminary*	Pittsborough, N. C.	1860	1860	Rev. Robert B. Sutton, D. D.	Non-sect	1	3	36	15	21	28	8	15	0	0	
848	Peace Institute	Raleigh, N. C.	1857	1872	Rev. R. Burwell and John B. Burwell, A. M.	Presb.	3	8	105	105	105	11	40	0	0	0	
849	Raleigh Female Seminary	Raleigh, N. C.	1873	1870	F. P. Holgood	Baptist	2	5	90	66	90	70	20	25	0	0	
850	Raleigh Male Academy	Raleigh, N. C.	1878	1878	J. J. Fray and Hugh Morson	Non-sect	2	2	66	66	66	38	5	0	0	0	
851	St. Augustine's Normal School	Raleigh, N. C.	1875	1875	Rev. J. E. C. Smedes	P. E.	2	2	106	139	187	526	0	0	0	0	
852	Washington School	Raleigh, N. C. (Box 407)	1875	1865	Ether P. Hayes	Conf.	1	0	28	25	3	17	11	0	7	2	0
853	Raynolds Male Institute	Raynolds, N. C.	1865	1865	T. E. Waff	Baptist	1	2	60	34	23	25	7	15	4	0	0
854	Vine Hill Academy	Scotland Neck, N. C.	1812	1866	L. W. Bagley	Non-sect	1	2	50	30	25	50	5	4	0	0	
855	Sylvan Academy	Snow Camp, N. C.	1866	1866	W. V. Marchant, A. B.	Friends	1	1	55	30	25	50	5	4	0	0	
856	Hopewell Academy	Stantonsburg, N. C.	0	1854	James B. Williams	Non-sect	1	0	24	14	10	18	6	6	0	2	0
857	Rev. Daniel Morrelle's English and Classical School	Wilmington, N. C.	0	1860	Rev. Daniel Morrelle	P. E.	1	0	14	14	0	7	5	5	1	0	0
858	St. Barnabas School	Wilmington, N. C.	1873	1873	Mrs. Fanny S. Jackson	P. E.	2	100	100	100	100	100	100	100	100	100	100
859	Wilson College Institute	Wilson, N. C.	1873	1873	Sylvester Hassell, A. M.	Non-sect	2	3	122	38	64	98	17	7	2	2	0
860	The Grange High School	Woodland, N. C.	1878	1878	Jullien Henri Ploot, A. M.	Non-sect	1	1	73	48	25	61	10	4	0	0	
861	Albany Enterprise Academy	Albany, Ohio (Lee P. O.)	1863	1863	C. J. Waring	Non-sect	1	2	41	17	24	33	8	0	4	0	
862	Alum Creek Academy	Ashley, Ohio	1875	1875	R. Ella Levering, B. S.	Friends	5	2	413	180	133	209	104	100	8	0	
863	Grand River Institute	Austintown, Ohio	1832	1832	J. Tuckerman, A. A. Ph. D.	Friends	2	2	45	12	33	45	4	0	0	0	
864	Friends' Boarding School	Near Barboursville, Ohio	1876	1876	Barclay Stratton, supt.	Friends	6	1	105	80	25	680	10	15	40	43	
865	Randall Academy*	Berlin, Ohio	1872	1872	Rev. Henry F. Wogan, A. M., M. D., LL. D.	F. W. B.	6	1	61	30	31	50	10	0	3	0	2
866	Beverly College	Beverly, Ohio	1842	1842	R. J. Smith	Non-sect	1	2	61	41	20	32	9	0	0	0	
867	Academy of Central College	Central College, Ohio	184	184	Rev. Francis A. Wilber, Ph. D.	Presb.	2	2	61	41	20	32	9	0	0	0	
868	Geauga Seminary	Chester-Crossroads, Ohio	1842	1842	Rev. Francis A. Wilber, Ph. D.	Presb.	2	2	61	41	20	32	9	0	0	0	

\* From the 91st Regents' Report; the information is for 1877, being the latest received.

c Normal and English courses.

\* From Report of the Commissioner of Education for 1877.

b Course not specified.

TABLE VI.—Statistics of institutions for secondary instruction for 1878, &c.—Continued.  
 Note.— x indicates an affirmative answer; 0 signifies no or none; ..... indicates no answer.

Name.	Location.	Date of charter.	Date of organization.	Principal.	Religious denomination.	Male instructors.	Female instructors.	Number of students.									
								Total.	Male.	Female.	In English course.	In classical course.	In modern languages.	Preparing for classical course in college.	Preparing for scientific course in college.	Entered college since close of last academic year.	Entered scientific school since close of last academic year.
1	2	3	4	5	6	7	8	9	10	11	12	13	14	15	16	17	18
860	Academy of the Sisters of Notre Dame.	Cincinnati, Ohio (East Sixth street).	.....	Sister Louisa	R. C.	.....	14	150	.....	150	.....	.....	.....	.....	.....	.....	.....
870	Mt. St. Vincent's Academy	Cincinnati, Ohio (239 W. Eighth street).	1873	Mother Regina Mattingly. Rev. J. F. O'Keefe, c. a. c.	R. C.	10	175	175	.....	175	20	50	30	10	100	.....	.....
872	Clermont Academy	Clermontville, Ohio	0	James K. Parker	Baptist.	1	3	34	21	13	29	5	0	0	0	0	0
873	Cleveland Academy	Cleveland, Ohio	1865	Miss L. T. Gullford	Non-sect.	1	3	48	21	27	37	11	0	11	2	0	.....
874	St. Mary's Institute	Dayton, Ohio	1850	Fr. Feith	R. C.	12	150	150	150	150	150	120	0	6	4	5	0
875	Ewington Academy	Ewington, Ohio	0	R. R. Bane, A. B.	Non-sect.	1	0	30	20	10	30	0	6	4	5	0	0
876	Gallia Academy	Gallipolis, Ohio	1811	Henry Collins, A. M.	Non-sect.	1	3	88	44	44	7	13	9	8	5	3	.....
877	Harcourt Place Academy	Gambier, Ohio	1851	Jno. D. H. McKinley, A. M.	P. E.	4	1	96	20	15	27	17	10	.....	.....	.....	.....
878	Germantown Institute &c.	Germantown, Ohio	1874	Rev. J. P. Heutz, acting.	Lutheran	.....	.....	.....	.....	.....	.....	.....	.....	.....	.....	.....	.....
879	Goshen Seminary	Goshen, Ohio	0	L. M. Napples, A. M.	Non-sect.	.....	.....	.....	.....	.....	.....	.....	.....	.....	.....	.....	.....
880	Green Town Academy	Greentown, Ohio	.....	J. C. Snavley, A. M.	Non-sect.	.....	.....	.....	.....	.....	.....	.....	.....	.....	.....	.....	.....
881	Harlem Springs Academy	Harlem Springs, Ohio	1870	A. T. Allen, B. A.	Non-sect.	1	1	50	30	20	48	2	.....	.....	.....	.....	.....
882	Harford Academic Institute	Harford, Ohio	1847	L. G. Spencer, B. S.	Non-sect.	3	.....	.....	.....	.....	.....	.....	.....	.....	.....	.....	.....
883	Vermillion Institute	Hayesville, Ohio	1846	Rev. S. Diefendorf, D. D.	Non-sect.	6	4	154	154	56	57	80	27	57	8	4	.....
884	Hopedale Normal School	Hopedale, Ohio	1852	W. Brinkhoff, LL. D.	Non-sect.	.....	.....	.....	.....	.....	.....	.....	.....	.....	.....	.....	.....
885	Alwood Institute	Les, Ohio	1853	M. F. Parrish	F. W. B.	1	1	52	27	25	72	14	10	15	4	3	.....
886	Lexington Male and Female Seminary.	Lexington, Ohio	1860	Miss Jane Galley	U. Presb.	0	2	72	43	29	72	14	10	15	4	3	.....
887	Madison Seminary	Madison, Ohio	1846	A. B. Price and Mrs. N. A. S. Bliss.	Non-sect.	1	8	52	24	28	.....	.....	.....	.....	.....	.....	.....
888	Morning Sun Academy*	Morning Sun, Ohio	1857	Richard F. Sloan.	U. Presb.	1	.....	15	10	5	8	7	.....	.....	.....	.....	.....





TABLE VI.—Statistics of institutions for secondary instruction for 1878, &c.—Continued.

NOTE.—x Indicates an affirmative answer; 0 signifies no or none; ..... Indicates no answer.

Name.	Location.	Date of charter.	Date of organization.	Principal.	Religious denomination.	Male instructors.	Female instructors.	Number of students.										
								Total.	Male.	Female.	In English course.	In classical course.	In modern languages.	Preparing for classical course in college.	Preparing for scientific course in college.	Entered college since close of last academic year.	Entered scientific school since close of last academic year.	
1	2	3	4	5	6	7	8	9	10	11	12	13	14	15	16	17	18	19
980	Mountain Seminary.....	1853	1853	L. G. Grier.....	Presb. ....	3	3	80	30	50	80	30	10	15	.....	4	.....	0
981	Kallyman Academy.....	0	1866	I. B. Hankey, A. M.....	Non-sect	3	3	0	50	40	10	50	4	0	.....	4	.....	0
982	Mt. Pleasant Seminary.....	.....	1842	L. M. Koons, A. M.....	U. S. R. C.	1	1	70	30	40	70	2	3	1	.....	1	.....	0
983	Family and Day School for Young Ladies.....	.....	1875	Miss A. Merriam.....	Non-sect	.....	5	83	.....	83	.....	10	2	.....	.....	.....	.....	0
984	Witherspoon Institute.....	1849	1849	H. K. Shanor.....	Non-sect	2	2	55	34	21	.....	.....	.....	.....	.....	.....	.....	0
985	Chester Academy.....	.....	1862	George Gilbert.....	.....	2	2	58	40	18	54	4	4	3	.....	0	.....	0
986	Maplewood Institute.....	1870	1862	Joseph Shortridge, A. M.....	Friends	3	3	60	40	20	40	13	10	.....	.....	.....	.....	0
987	Chester Valley Academy*.....	.....	1870	F. Doppleavy Long, A. M.....	Non-sect	3	3	45	45	.....	20	.....	3	8	2	1	.....	0
988	Linden Seminary.....	1877	1866	M. E. Schebner.....	Non-sect	4	4	115	70	45	60	45	10	10	.....	3	.....	0
989	Linden Female Seminary*.....	.....	1872	Hough and Sheep.....	Non-sect	2	2	4	55	.....	55	56	22	4	.....	.....	.....	0
940	Trach's Academy and Commercial School.....	.....	1872	R. H. Trach.....	.....	4	1	104	74	80	90	14	6	12	.....	5	.....	0
941	Eldersridge Academy for Males and Females.....	1875	1859	Rev. A. Donaldson, D. D.....	Presb. ....	3	0	59	51	8	33	31	7	27	0	7	0	0
942	St. Benedict's Academy.....	1863	1854	Mother Scholastica Burkhard, O. S. B.....	R. C. ....	0	15	49	0	49	40	.....	37	.....	.....	.....	.....	0
943	Keystone Academy.....	1869	1869	Rev. William C. Tilden.....	Baptist	5	2	147	97	50	.....	66	10	15	2	2	.....	0
944	Collegiate Institute.....	.....	1854	George R. Barker, A. M.....	P. E. ....	3	.....	.....	.....	.....	.....	.....	.....	.....	.....	.....	.....	0
945	Friends' Graded School*.....	0	1877	Oliver S. Fall.....	Friends	1	2	50	25	25	40	0	0	0	0	0	0	0



TABLE VI.—Statistics of institutions for secondary instruction for 1878, &c.—Continued.

NOTE.—x indicates an affirmative answer; 0 signifies no or none; .... indicates no answer.

Name.	Location.	Date of charter.	Date of organization.	Principal.	Religious denomination.	Male instructors.	Female instructors.	Number of students.									
								Total.	Male.	Female.	In English course.	In classical course.	In modern languages.	Preparing for classical course in college.	Preparing for scientific course in college.	Entered college since close of last academic year.	Entered scientific school since close of last academic year.
1	2	3	4	5	6	7	8	9	10	11	12	13	14	15	16	17	18
976	Logan Square Seminary for Young Ladies, Philadelphia, Pa. (1809 Vine street).	.....	.....	Misses S. A. Scull and J. Pindell.	.....	.....	.....	.....	.....	.....	.....	.....	.....	.....	.....	.....	.....
977	Miss Anable's School for Young Ladies, Philadelphia, Pa. (1350 Pine street).	.....	1848	Miss Anna Maria Anable	Baptist.	3	7	60	60	.....	.....	.....	.....	.....	.....	.....	.....
978	Miss D. B. Bart's School, Philadelphia, Pa. (Arch street).	.....	.....	.....	.....	.....	.....	.....	.....	.....	.....	.....	.....	.....	.....	.....	.....
979	Miss Laird's Seminary for Young Ladies,* Philadelphia, Pa. (323 North 7th street).	.....	1868	Miss Martha Laird	Lutheran	1	5	26	2	24	26	3	9	.....	.....	.....	.....
980	Philadelphia Seminary, Philadelphia, Pa. (1325 North Broad street).	.....	1871	Rebecca E. Judkins	.....	2	6	50	.....	50	50	13	50	.....	.....	.....	.....
981	E. S. Ashbridge's School for Girls, Philadelphia, Pa. (145 North 30th street).	.....	1874	E. S. Ashbridge	Friends.	1	3	26	0	26	14	8	13	0	0	0	0
982	Rittenhouse Academy, Philadelphia, Pa. (n. e. cor. 18th and Chestnut streets).	0	1854	Lucine Barrows, A. M., and Dr. Bennetville K. Ludwig, A. M.	Non-sect	5	0	34	34	0	32	13	2	13	2	0	0
983	Engby Academy, Philadelphia, Pa. (1415 Locust street).	.....	1865	Edw. Clarence Smith, A. M.	.....	11	2	125	125	.....	75	50	30	30	20	12	3
984	S. W. Janney and Sisters' Select School, Philadelphia, Pa. (1906 Wallace street).	.....	1878	Susan W. Janney	Friends.	.....	5	35	.....	35	.....	.....	.....	.....	.....	.....	.....
985	St. Sauveur French and English School for Young Ladies, Philadelphia, Pa. (28 South 21st street).	.....	1875	Louise Boname	P. E.	.....	7	23	.....	22	23	.....	23	.....	.....	.....	.....
986	School for Young Ladies, Philadelphia, Pa. (1733 Filbert street).	.....	1848	Annie and Sarah Cooper	Friends.	2	6	60	0	60	60	4	50	.....	.....	.....	.....
987	School for Young Ladies*, Philadelphia, Pa. (2023 Dalmacy Place).	.....	1851	Lewis M. Johnson	Non-sect	2	4	50	0	50	30	.....	40	0	0	0	0

988	School for Young Ladies*	Philadelphia, Pa. (1519 Walnut street).	1867	Miss M. S. Gibben.	Non-sect	2	6	20	0	20	20	13	20	.....
989	Seminary for Young Ladies and Little Girls.	Philadelphia, Pa. (601 North 18th street).	1855	Mary E. Clarke	P. E.	3	4	40	40	40	15	40	.....	
990	Supplee Institute	Philadelphia, Pa. (1713 Spruce street).	.....	Rev. E. H. Supplee, A. M.	Presb.	6	60	60	.....	60	.....	.....	.....	
991	West Chestnut Street Institute.	Philadelphia, Pa. (4035 Chestnut street).	1878	Mrs. J. A. Bogardus	Meth.	5	8	50	50	40	10	50	.....	
992	West Chestnut Street Seminary	Philadelphia, Pa. (1707 Chestnut street).	1711	Miss M. B. Cochran	Friends	3	4	80	80	0	(80)	.....	3 2	
993	William Penn Charter School.	Philadelphia, Pa. (8 S. 12th street).	.....	Richard M. Jones, B. A.	P. E.	1	2	30	13	18	30	.....	.....	
994	Young Ladies' Academy and School for Children.	Philadelphia, Pa. (1313 Poplar street).	1852	Mary Ann Fisher	R. O.	11	70	70	70	.....	.....	.....	.....	
995	Young Ladies' Academy, Mount St. Joseph.	Philadelphia, Pa. (Chestnut Hill).	1870	Sisters of St. Joseph	.....	2	1	42	42	16	28	18	.....	
996	Classical Academy	Pittsburgh, Pa. (101 Liberty street).	1867	Francis Schmidt, M. A.	Non-sect	2	7	45	32	53	19	2	5	
997	Art View Academy	Port Royal, Pa.	1850	Jerome T. Alfman	Non-sect	1	6	41	41	5	15	.....	.....	
998	Cottage Seminary for Young Ladies	Portroyal, Pa.	1850	George G. Butler, A. M.	Baptist	2	239	126	103	224	5	5	10	
999	Roid Institute	Reidsburg, Pa.	1862	Jno. B. Solomon	Ref. Ch.	2	2	50	30	20	.....	.....	.....	
1000	Clarion Collegiate Institute.	Rimersburg, Pa.	1858	Rev. J. J. Pennepacker, A. M.	in U. S.	1	2	79	51	28	50	20	31	
1001	Merrill's Academic School.	Srannton, Pa.	0	Hubert H. Merrill, M. A.	Non-sect	3	1	95	81	14	38	73	20	
1002	Classical department of Missionary Institute.	Selinsgrove, Pa.	1859	P. Born	Luther'n	1	2	75	.....	.....	.....	.....	.....	
1003	Sewickley Academy	Sewickley, Pa.	1838	W. A. Platt, A. B.	R. C.	6	0	30	30	30	30	.....	.....	
1004	Academy of the Holy Child Jesus.	Sharon Hill, Pa.	1866	Mother M. Walburga White	P. E.	1	1	40	23	24	40	2	0	
1005	Cheltenham Academy	Shoemakertown, Pa.	1871	Rev. Samuel Clements, A. M.	Non-sect	1	1	40	23	24	40	2	0	
1006	Stewartstown English and Classical Institute.	Stewartstown, Pa.	1855	James E. Green, A. B.	.....	7	6	183	121	72	125	68	.....	
1007	Westtown Boarding School	Street Road, Pa.	1799	Benj. W. Passmore, supr.	Friends	3	5	153	111	72	168	67	16	
1008	Tongkhamon Boarding School.	Tongkhamon, Pa.	1867	Hanna M. Cope	Presb.	2	2	85	65	20	85	5	.....	
1009	Sushananna Collegiate Institute.	Towanda, Pa.	1838	Edwin K. Quinlan, A. M.	Non-sect	1	45	20	15	85	10	4	5	
1010	Washington Hall Collegiate Institute.	Trappe, Pa.	.....	A. Rambo, A. M.	Luther'n	1	1	25	18	8	28	8	0	
1011	Hamiltonian Institute	Uniontown, Pa.	0	Rev. J. M. Hanis, A. M.	Non-sect	0	4	60	0	60	20	12	6	
1012	Unionville Academy.	Unionville, Pa.	1834	A. A. Meader	Friends	1	2	15	15	15	15	12	.....	
1013	Darlington Seminary for Young Ladies.	West Chester, Pa.	1854	Richard Darlington, jr.	.....	2	6	60	60	60	60	.....	.....	
1014	Miss Smith's Family and Day School.	West Chester, Pa.	1876	Miss L. V. Smith	.....	5	85	5	30	24	24	.....	.....	
1015	Home School for Girls	West Philadelphia, Pa. (3511 Hamilton street).	1870	Mrs. Annie M. Sutton	Friends	1	1	15	15	15	10	1	2	
1016	Loretta M. B. Mitchell's School for Girls.	West Philadelphia, Pa. (315 N. 35th street).	1877	Mrs. Lucretia M. B. Mitchell	Presb.	8	4	207	118	80	.....	.....	.....	
1017	West Philadelphia Academy	West Philadelphia, Pa. (4039 Baltimore ave.).	1874	J. Morgan Rawlins, A. M.	M. E.	2	60	60	60	60	15	0	10	
1018	Williamsport Dickinson Seminary	Williamsport, Pa.	1848	Rev. Edward J. Gray, A. M.	Non-sect	2	.....	.....	.....	.....	.....	.....	.....	
1019	York County Academy	York, Pa.	1798	G. W. Ruby	.....	.....	.....	.....	.....	.....	.....	.....	.....	

\* From Report of the Commissioner of Education for 1877.

c Normal and English courses.

TABLE VI.—Statistics of institutions for secondary instruction for 1878, &c.—Continued.

NOTE.—x indicates an affirmative answer; 0 signifies no or none; ..... indicates no answer.

No.	Name.	Location.	Date of charter.	Date of organization.	Principal.	Religious denomination.	Male instructors.	Female instructors.	Number of students.										
									Total.	Male.	Female.	In English course.	In classical course.	In modern languages.	Preparing for classical course in college.	Preparing for scientific course in college.	Entered college since close of last academic year.	Entered scientific school since close of last academic year.	
1600	Prince's Hill Family and Day School.	Barrington Centre, R. I.	3	4	5	6	7	8	9	10	11	12	13	14	15	16	17	18	19
1601	Family and Day School for Girls.	Newport, R. I.	.....	1870	Isaac Foote Cady, A. M.	Non-sect	1	0	30	20	10	30	16	0	.....	.....	0	0	0
1602	William Smith's School.	Newport, R. I.	.....	1874	Mrs. Helena L. Gillis.	Non-sect	1	3	11	11	.....	2	9	9	.....	.....	.....	.....	.....
1603	Inland High School.	New Shoreham, R. I.	.....	1875	William Smith.	Non-sect	.....	.....	16	10	6	16	5	.....	.....	.....	.....	.....	.....
1604	Female Academy of the Sacred Heart.	Providence, R. I. (box 798)	1873	1875	C. E. Perry.	R. C.	.....	.....	33	33	.....	.....	.....	.....	.....	.....	.....	.....	.....
1605	Friends' New England Boarding School.	Providence, R. I.	1819	1810	Augustine Jones.	Friends	9	8	177	94	83	122	90	43	17	.....	9	5	.....
1606	St. Mary's Young Ladies' Seminary.	Providence, R. I. (Bay View).	.....	1874	Sister Mary Coeillis.	R. C.	2	4	43	0	43	27	16	23	.....	.....	3	.....	.....
1607	Avery Normal Institute.	Charleston, S. C.	.....	1865	Amos W. Farham.	Non-sect	4	4	71	33	38	60	11	31	3	0	0	0	0
1608	Brainerd Institute.	Chester, S. C.	0	1870	Rev. S. Loomis.	Presb.	3	3	369	369	.....	200	369	0	0	0	0	0	0
1609	Benedict Institute.	Columbia, S. C.	0	1870	Rev. Lewis Colby, A. M.	Baptist	2	2	131	88	43	.....	.....	.....	.....	.....	.....	.....	.....
1610	Gowanusville Seminary.	Gowanusville, S. C.	.....	1859	Rev. Thomas J. Earle.	Baptist	1	3	86	46	40	75	11	.....	5	4	.....	.....	.....
1611	Curryton Baptist High School*.	Hamburg, S. C.	.....	1857	Alex. S. Townes, A. B.	Baptist	3	1	53	28	25	32	20	1	4	1	.....	.....	.....
1612	Lexington High School.	Lexington, S. C.	.....	1875	W. D. Schoenberg.	Non-sect	2	1	73	41	32	73	7	.....	5	0	1	.....	.....
1613	Limestone Springs Female High School.	Limestone Springs, S. C.	.....	1840	Thomas H. Bomar.	Non-sect	3	3	40	10	30	.....	.....	.....	0	0	0	.....	.....
1614	Reidville Female College.	Reidville, S. C.	1868	1857	Robert P. Smith, A. M.	Presb.	1	4	80	.....	80	70	20	.....	30	10	15	2	.....
1615	Male Academy.	Williamston, S. C.	.....	.....	.....	.....	.....	.....	.....	.....	.....	.....	.....	.....	.....	.....	.....	.....	.....
1616	Macon Male and Female Acad-emy.	Alexandria, Tenn.	1857	1857	H. L. W. Gross.	Non-sect	1	1	140	80	60	120	10	.....	10	0	0	0	.....



TABLE VI.—Statistics of institutions for secondary instruction for 1878, &c.—Continued.  
 NOTE.—x indicates an affirmative answer; 0 signifies no or none; ..... indicates no answer.

Name.	Location.	Date of charter.	Date of organization.	Principal.	Religious denomination.	Male instructors.	Female instructors.	Number of students.									
								Total.	Male.	Female.	In English course.	In classical course.	In modern languages.	Preparing for classical course in college.	Preparing for scientific course in college.	Entered college since close of last academic year.	Entered scientific school since close of last academic year.
1	2	3	4	5	6	7	8	9	10	11	12	13	14	15	16	17	18
1076 Nashville Academy	Nashville, Tenn	.....	.....	Miss M. M. O'Bryan	Presb...	2	6	263	128	75	181	23	.....	.....	.....	.....	.....
1077 Nashville Normal and Theological Institute	Nashville, Tenn	.....	1866	Rev. Daniel W. Phillips, D. D.	Baptist..	.....	.....	.....	.....	.....	.....	.....	.....	.....	.....	.....	.....
1078 Southern Union Normal School	Newbern, Tenn	.....	.....	S. L. Cookroft and L. W. Galbraith.	Non-sect	.....	.....	.....	.....	.....	.....	.....	.....	.....	.....	.....	.....
1079 Holston Seminary*	New Market, Tenn	1838	1838	Rev. Ralph Piarce, A. M.	M. E.....	1	2	180	70	60	121	9	0	8	0	0	0
1080 Oak Hill Collegiate Institute.	Norris Creek, Tenn.	1869	1868	P. Himebaugh	Non-sect	3	3	130	70	60	100	12	8	12	20	.....	.....
1081 Coltwah Academy	Coltwah, Tenn.	1867	1869	W. F. McCarron	Non-sect	1	1	100	50	50	100	12	9	20	40	.....	.....
1082 The Mrs. S. H. Welch High School	Paris, Tenn.	1877	1869	Mrs. S. H. Welch	Non-sect	1	2	90	49	41	90	12	9	20	40	.....	.....
1083 Paris Female Seminary	Paris, Tenn.	.....	1854	J. W. Douglas	Non-sect	1	3	52	52	46	6	1	.....	.....	.....	.....	.....
1084 Pulaski High School	Pulaski, Tenn	.....	1878	W. T. Mann, A. B.	Non-sect	3	180	130	100	80	100	80	10	.....	.....	.....	.....
1085 Clear Spring Academy*	Rheatova, Tenn.	1749	1849	J. E. L. Sencker	Cumb. P.	.....	.....	.....	.....	.....	.....	.....	.....	.....	.....	.....	.....
1086 West Tennessee Normal School and Business Institute.*	Ripley, Tenn	.....	1876	John B. Holbrook	Cumb. P.	1	1	55	80	25	45	10	.....	.....	.....	.....	.....
1087 Sequatchie College*	Roberson's Cross Roads, Tenn.	1869	1869	W. E. Stephens	Non-sect	2	1	117	67	50	117	10	2	.....	.....	.....	.....
1088 Madison Academy*	Rutledge, Tenn.	1840	1840	J. M. Davidson	Non-sect	2	3	83	45	48	60	83	.....	20	10	4	.....
1089 Collegiate Institute	Shelbyville, Tenn	.....	1863	Rev. Jno. H. Thompson	Non-sect	1	5	88	16	72	61	27	.....	.....	.....	.....	.....
1090 Nurse Seminary	Sparta, Tenn	.....	1853	.....	Non-sect	2	1	60	37	23	.....	.....	.....	.....	.....	.....	.....
1091 White Seminary*	Sparta, Tenn	.....	.....	J. F. Kelton	Non-sect	1	1	75	35	40	75	.....	.....	.....	.....	.....	.....
1092 Tazewell College	Tazewell, Tenn	.....	.....	.....	Non-sect	2	2	55	45	40	50	30	0	.....	.....	.....	.....
1093 Union College.	Troy, Tenn	1875	1875	T. P. Walker	Non-sect	2	2	55	45	40	50	30	0	.....	.....	.....	.....
1094 Pleasant Grove Seminary	Tyner's Station, Tenn	.....	1874	P. A. Wall	Non-sect	2	2	50	80	20	45	5	.....	.....	.....	.....	.....
1095 Washington Female College.....	Washington College, Tenn.	1785	1795	Rev. J. E. Alexander	Presb...	1	2	70	38	52	64	6	0	0	0	0	0



1066	1067	1068	1069	1070	1071	1072	1073	1074	1075	1076	1077	1078	1079	1080	1081	1082	1083	1084	1085	1086	1087	1088	1089	1090	1091	1092	1093	1094	1095	1096	1097	1098	1099	1100	1101	1102	1103	1104	1105	1106	1107	1108	1109	1110	1111	1112	1113	1114	1115	1116	1117	1118	1119	1120	1121	1122	1123	1124	1125	1126	1127	1128	1129	1130	1131	1132	1133	1134	1185	1186	1187	1188	1189	1190																																																																																																																																																																																																																																																																																																																																																																																																																																																																																																																																																																																																																																																																																																																																																																																																																																																																																																																																																																																																																																																																																																																		
Woddey's College	German American Ladies' Col- lege, s	Live Oak Female Seminary	Calvert Academy	Gonzales Male and Female College	Lancaster Masonic Institute	Linn Flat Academy	Wiley University	Pine Hill Academy	Alamo Select School*	Military Institute	St. Mary's Institute	Ursuline Convent	Coronal Institute	The Grove Academy	Add Ran College	Barre Academy	Goddard Seminary	St. Agnes' Hall	Mt. Anthony Seminary	Bristol Academy	Vermont Episcopal Institute	Derby Academy	Essex Classical Institute	New Hampton Institution	Orleans Liberal Institute	Champlain Hall	Lamolie Central Academy	Jericho Academy*	Black River Academy	Lyndon Literary Institution	Montpelier Union School	Montebello Institute	Beeman Academy	Caledonia County Grammar School	Troy Conference Academy	Rural Home	Villa Barlow Boarding and Select School of the Sisters of Notre Dame	St. Johnsbury Academy*	Yermond Academy	Green Mountain Perkins Academy	Thetford Academy and Boarding School	Bell Institute	Gleawood Classical Seminary	1875	1876	1877	1878	1879	1880	1881	1882	1883	1884	1885	1886	1887	1888	1889	1890	1891	1892	1893	1894	1895	1896	1897	1898	1899	1900	1901	1902	1903	1904	1905	1906	1907	1908	1909	1910	1911	1912	1913	1914	1915	1916	1917	1918	1919	1920	1921	1922	1923	1924	1925	1926	1927	1928	1929	1930	1931	1932	1933	1934	1935	1936	1937	1938	1939	1940	1941	1942	1943	1944	1945	1946	1947	1948	1949	1950	1951	1952	1953	1954	1955	1956	1957	1958	1959	1960	1961	1962	1963	1964	1965	1966	1967	1968	1969	1970	1971	1972	1973	1974	1975	1976	1977	1978	1979	1980	1981	1982	1983	1984	1985	1986	1987	1988	1989	1990	1991	1992	1993	1994	1995	1996	1997	1998	1999	2000	2001	2002	2003	2004	2005	2006	2007	2008	2009	2010	2011	2012	2013	2014	2015	2016	2017	2018	2019	2020	2021	2022	2023	2024	2025	2026	2027	2028	2029	2030	2031	2032	2033	2034	2035	2036	2037	2038	2039	2040	2041	2042	2043	2044	2045	2046	2047	2048	2049	2050	2051	2052	2053	2054	2055	2056	2057	2058	2059	2060	2061	2062	2063	2064	2065	2066	2067	2068	2069	2070	2071	2072	2073	2074	2075	2076	2077	2078	2079	2080	2081	2082	2083	2084	2085	2086	2087	2088	2089	2090	2091	2092	2093	2094	2095	2096	2097	2098	2099	2100	2101	2102	2103	2104	2105	2106	2107	2108	2109	2110	2111	2112	2113	2114	2115	2116	2117	2118	2119	2120	2121	2122	2123	2124	2125	2126	2127	2128	2129	2130	2131	2132	2133	2134	2135	2136	2137	2138	2139	2140	2141	2142	2143	2144	2145	2146	2147	2148	2149	2150	2151	2152	2153	2154	2155	2156	2157	2158	2159	2160	2161	2162	2163	2164	2165	2166	2167	2168	2169	2170	2171	2172	2173	2174	2175	2176	2177	2178	2179	2180	2181	2182	2183	2184	2185	2186	2187	2188	2189	2190	2191	2192	2193	2194	2195	2196	2197	2198	2199	2200	2201	2202	2203	2204	2205	2206	2207	2208	2209	2210	2211	2212	2213	2214	2215	2216	2217	2218	2219	2220	2221	2222	2223	2224	2225	2226	2227	2228	2229	2230	2231	2232	2233	2234	2235	2236	2237	2238	2239	2240	2241	2242	2243	2244	2245	2246	2247	2248	2249	2250	2251	2252	2253	2254	2255	2256	2257	2258	2259	2260	2261	2262	2263	2264	2265	2266	2267	2268	2269	2270	2271	2272	2273	2274	2275	2276	2277	2278	2279	2280	2281	2282	2283	2284	2285	2286	2287	2288	2289	2290	2291	2292	2293	2294	2295	2296	2297	2298	2299	2300	2301	2302	2303	2304	2305	2306	2307	2308	2309	2310	2311	2312	2313	2314	2315	2316	2317	2318	2319	2320	2321	2322	2323	2324	2325	2326	2327	2328	2329	2330	2331	2332	2333	2334	2335	2336	2337	2338	2339	2340	2341	2342	2343	2344	2345	2346	2347	2348	2349	2350	2351	2352	2353	2354	2355	2356	2357	2358	2359	2360	2361	2362	2363	2364	2365	2366	2367	2368	2369	2370	2371	2372	2373	2374	2375	2376	2377	2378	2379	2380	2381	2382	2383	2384	2385	2386	2387	2388	2389	2390	2391	2392	2393	2394	2395	2396	2397	2398	2399	2400	2401	2402	2403	2404	2405	2406	2407	2408	2409	2410	2411	2412	2413	2414	2415	2416	2417	2418	2419	2420	2421	2422	2423	2424	2425	2426	2427	2428	2429	2430	2431	2432	2433	2434	2435	2436	2437	2438	2439	2440	2441	2442	2443	2444	2445	2446	2447	2448	2449	2450	2451	2452	2453	2454	2455	2456	2457	2458	2459	2460	2461	2462	2463	2464	2465	2466	2467	2468	2469	2470	2471	2472	2473	2474	2475	2476	2477	2478	2479	2480	2481	2482	2483	2484	2485	2486	2487	2488	2489	2490	2491	2492	2493	2494	2495	2496	2497	2498	2499	2500	2501	2502	2503	2504	2505	2506	2507	2508	2509	2510	2511	2512	2513	2514	2515	2516	2517	2518	2519	2520	2521	2522	2523	2524	2525	2526	2527	2528	2529	2530	2531	2532	2533	2534	2535	2536	2537	2538	2539	2540	2541	2542	2543	2544	2545	2546	2547	2548	2549	2550	2551	2552	2553	2554	2555	2556	2557	2558	2559	2560	2561	2562	2563	2564	2565	2566	2567	2568	2569	2570	2571	2572	2573	2574	2575	2576	2577	2578	2579	2580	2581	2582	2583	2584	2585	2586	2587	2588	2589	2590	2591	2592	2593	2594	2595	2596	2597	2598	2599	2600	2601	2602	2603	2604	2605	2606	2607	2608	2609	2610	2611	2612	2613	2614	2615	2616	2617	2618	2619	2620	2621	2622	2623	2624	2625	2626	2627	2628	2629	2630	2631	2632	2633	2634	2635	2636	2637	2638	2639	2640	2641	2642	2643	2644	2645	2646	2647	2648	2649	2650	2651	2652	2653	2654	2655	2656	2657	2658	2659	2660	2661	2662	2663	2664	2665	2666	2667	2668	2669	2670	2671	2672	2673	2674	2675	2676	2677	2678	2679	2680	2681	2682	2683	2684	2685	2686	2687	2688	2689	2690	2691	2692	2693	2694	2695	2696	2697	2698	2699	2700	2701	2702	2703	2704	2705	2706	2707	2708	2709	2710	2711	2712	2713	2714	2715	2716	2717	2718	2719	2720	2721	2722	2723	2724	2725	2726	2727	2728	2729	2730	2731	2732	2733	2734	2735	2736	2737	2738	2739	2740	2741	2742	2743	2744	2745	2746	2747	2748	2749	2750	2751	2752	2753	2754	2755	2756	2757	2758	2759	2760	2761	2762	2763	2764	2765	2766	2767	2768	2769	2770	2771	2772	2773	2774	2775	2776	2777	2778	2779	2780	2781	2782	2783	2784	2785	2786	2787	2788	2789	2790	2791	2792	2793	2794	2795	2796	2797	2798	2799	2800	2801	2802	2803	2804	2805	2806	2807	2808	2809	2810	2811	2812	2813	2814	2815	2816	2817	2818	2819	2820	2821	2822	2823	2824	2825	2826	2827	2828	2829	2830	2831	2832	2833	2834	2835	2836	2837	2838	2839	2840	2841	2842	2843	2844	2845	2846	2847	2848	2849	2850	2851	2852	2853	2854	2855	2856	2857	2858	2859	2860	2861	2862	2863	2864	2865	2866	2867	2868	2869	2870	2871	2872	2873	2874	2875	2876	2877	2878	2879	2880	2881	2882	2883	2884	2885	2886	2887	2888	2889	2890	2891	2892	2893	2894	2895	2896	2897	2898	2899	2900	2901	2902	2903	2904	2905	2906	2907	2908	2909	2910	2911	2912	2913	2914	2915	2916	2917	2918	2919	2920	2921	2922	2923	2924	2925	2926	2927	2928	2929	2930	2931	2932	2933	2934	2935	2936	2937	2938	2939	2940	2941	2942	2943	2944	2945	2946	2947	2948	2949	2950	2951	2952	2953	2954	2955	2956	2957	2958	2959	2960	2961	2962	2963	2964	2965	2966	2967	2968	2969	2970	2971	2972	2973	2974	2975	2976	2977	2978	2



1161	Fairfax Hall	Winchester, Va.	1869	Presb.	2	8	98	5	90	30	20	49		
1162	Prince Edward Academy	Worham, Va.	1875	Non-sect	2	4	40	40	40	(21)	13	33	10	7
1163	St. Mary's Academy*	Charleston, W. Va.	1871	R. C.	0	4	53	20	53	23	13			
1164	Academy of the Sisters of St. Joseph.	Clarksburg, W. Va.	1873	R. C.	0	4	70	30	40	8	8	0		
1165	French Creek Institute	French Creek, W. Va.	1871	Presb.	3	50	20	30	45	2	0	5	2	3
1166	Morgantown Female Seminary*	Morgantown, W. Va.	1848	Non-sect	3	3	20	30	30					
1167	Whedding Female Academy	Mount de Chantal, near Wheeling, W. Va.	1848	R. C.		97		97						
1168	Parkersburg Seminary	Parkersburg, W. Va.	1878	P. E.	4	27						(10)		
1169	Shelton College	St. Albans, W. Va.	1875	Episcop.	4	47	35	13						
1170	St. Alphonsus' School	Wheeling, W. Va.	1868	R. C.	1	6	850	150	200	50	4	10		
1171	Sagrini Collegiate Institute	Wheeling, W. Va.	1868	Non-sect	1	2	50	50	50	4	10			
1172	Albion Academy and Normal Institute.	Albion, Wis.	1863	S. D. Bap.	5	4	264	188	126	281	83	0	23	7
1173	Elroy Seminary	Elroy, Wis.	1873	U. Breth.	2	115	65	50	68	3		1	0	2
1174	Wisconsin Female College	Fox Lake, Wis.	1855	U. Cong.	2	4	150	69	81					1
1175	Leake Geneva Seminary	Geneva, Wis.	1871	Non-sect	2	6	111	29	83					
1176	German and English Academy	Milwaukee, Wis.	1849	Non-sect	8	4	220	150	290	60	230			
1177	St. John's Female School	Milwaukee, Wis.	1869	R. C.	3	20	290	290	290	220	18	150	0	0
1178	St. Mary's Day School	Milwaukee, Wis.	1869	R. C.	1	18	107	103	25	104				0
1179	St. Mary's Institute	Milwaukee, Wis.	1855	P. E.	1	4	30	0	30	25	5	10	0	0
1180	Lakeside Seminary	Oconomowoc, Wis.	1855	R. C.	1	16	245		245					0
1181	St. Mary's Institute	Prairie du Chien, Wis.	1877	R. C.		105		105	45	15	47			
1182	St. Catharine's Female Academy	Racine, Wis.		superiores										
1183	Rochester Seminary*	Rochester, Wis.	1866	F. Bap.	1	2	87	47	48	9		2	4	2
1184	Seminary of St. Francis of Sales	St. Francis Station, Wis.	1855	R. C.	13	0	245	245	0					24
1185	Big Foot Academy	Walworth, Wis.	1857	Non-sect	1	1	63	56	37	86	7			0
1186	Carroll College	Waukegan, Wis.	1845	Presb.	2	2	52	55	37	20	15			
1187	Georgetown Collegiate Institute	Georgetown, D. C.	1874	Non-sect	3	5	80	80	80	30	12			
1188	Georgetown Institute for Males*	Georgetown, D. C. (box 823)	1857	Non-sect	1	20	20	20	20	20	6	2		
1189	School for Boys	Georgetown, D. C.	1870	Epis.	1	18	18	0	2	16	16	4	2	4
1190	Academy of the Visitation	Washington, D. C.	1853	R. C.		20	115	115						
1191	Avenue Select School	Washington, D. C. (121 Pennsylvania ave.)	1878	Non-sect	0	2	23	8	14	23				
1192	Boys' English and Classical High School	Washington, D. C. (lock box 535)	1868	Non-sect	1	0	31	31	0	31	27	13		3
1193	Emerson Institute	Washington, D. C. (14th street bet I and K)	1852	Non-sect										
1194	English and French Boarding and Day School*	Washington, D. C. (1018 17th street n. w.)	1875	Non-sect	1	2	23	23	23	23				
1195	Incarnation Church School	Washington, D. C. (1115 M street)	1869	P. E.	1	3	50	6	44	50	7			
1196	Miss Calkins Select School	Washington, D. C. (209 Penn'a avenue s. e.)			1	27	19	8						

\* From Report of the Commissioner of Education for 1877.

† The Yeates schools embrace two schools about six miles apart; they have the same board of trustees and are supported by private endowment.

TABLE VI.—Statistics of institutions for secondary instruction for 1878, &c.—Continued.

NOTE.—x indicates an affirmative answer; 0 signifies no or none; .... indicates no answer.

Name.	Location.	Date of charter.	Date of organization.	Principal.	Religious denomination.	Male instructors.	Female instructors.	Number of students.										
								Total.	Male.	Female.	In English course.	In classical course.	In modern languages.	Preparing for classical course in college.	Preparing for scientific course in college.	Entered college since close of last academic year.	Entered scientific school since close of last academic year.	
1141 Abingdon Male Academy.....	Abingdon, Va.....	1863	.....	John C. Petrus, A. M.....	Non-sect	1	0	19	10	13	4	4	4	10	0	0		
1142 Episcopal High School of Virginia.	Near Alexandria, Va.....	1854	.....	Leuncolot M. Blackford, M. A.	P. E.....	5	53	83	83	47	44	.....	.....	8	2	.....		
1143 H. F. Henry's School.....	Alexandria, Va. (Queen street).	.....	1857	H. F. Henry.....	.....	2	35	35	35	8	.....	.....	.....	.....	.....	.....		
1144 Potomac Academy.....	Alexandria, Va.....	.....	1869	John S. Blackburn.....	R. C.....	1	30	30	30	19	6	.....	.....	.....	.....	.....		
1145 St. John's Academy.....	Alexandria, Va.....	0	1893	Richard L. Carre, A. M.....	R. C.....	3	9	71	0	55	0	4	2	1	0	.....		
1146 St. Mary's Academy.....	Alexandria, Va.....	.....	1869	Stieker M. Jerome.....	.....	.....	63	63	63	.....	.....	.....	.....	.....	.....	.....		
1147 Yeates' Lower School* &.....	Bellefonte, Va.....	1863	1781	R. L. Brewer.....	Non-sect	1	0	37	23	15	37	0	15	5	1	.....		
1148 Yeates' Upper School* &.....	Bellefonte, Va.....	1863	1781	W. C. Williams.....	Non-sect	1	0	37	11	16	37	0	3	0	5	0		
1149 Bethel Classical and Military Academy.	Bethel Academy Post Office, Va.....	.....	1868	Maj. Albert G. Smith.....	Non-sect	7	117	117	80	70	28	.....	.....	12	.....	.....		
1150 Sallina Female College*.....	Bristol, Va.....	1870	1868	Rev. D. Sullina, D. D.....	Meth.	3	130	130	120	10	5	.....	.....	.....	.....	.....		
1151 Piedmont Female Institute.....	Charlottesville, Va.....	.....	1893	Rev. and Mrs. R. K. Meade.	P. E.....	1	6	50	50	10	15	.....	.....	.....	.....	.....		
1152 Elk Creek Academy.....	Elk Creek, Va.....	.....	1869	W. W. Smith, A. B.....	M. E. So.	1	1	50	25	35	40	0	8	2	3	0		
1153 Gordonsville Female Institute.....	Gordonsville, Va.....	1878	.....	W. R. Vaughan, M. D.....	P. E.....	2	2	50	50	17	20	.....	.....	.....	.....	.....		
1154 Herndon Female Seminary.....	Herndon, Va.....	0	1876	Mrs. M. M. Castleman.....	P. E.....	2	2	8	15	23	3	4	.....	.....	.....	.....		
1155 Leesburg Academy.....	Leesburg, Va.....	1860	.....	Thomas Williamson.....	Non-sect	2	0	7	0	7	0	.....	.....	.....	.....	.....		
1156 Locust Dale Academy.....	Locust Dale, Va.....	.....	1838	A. J. Gordon, A. M.....	Non-sect	3	6	57	3	40	25	15	20	5	5	.....		
1157 Webster Military Institute.....	Norfolk, Va. (45 and 47 Charlotte street).	.....	1869	Prof. N. B. Webster, A. M.....	Non-sect	4	60	60	60	35	.....	.....	.....	.....	.....	.....		
1158 Academy of the Visitation, Monte Maria*.....	Richmond, Va. (Grace st., bet. 22d and 23d).	.....	1866	Mother M. Justina Prevost.	R. C.....	.....	10	60	60	60	20	.....	.....	.....	.....	.....		
1159 Suffolk Collegiate Institute.....	Suffolk, Va.....	1873	.....	P. J. Kennolly, A. B.....	Christian	3	2	107	64	43	50	18	6	.....	.....	.....		
1160 Suffolk Female Institute.....	Suffolk, Va.....	1869	.....	Sally A. Finney.....	Meth.	3	3	51	61	60	15	10	.....	.....	.....	.....		

1161	Fairfax Hall	Winchester, Va.	1860	Geo. C. Shepard, M. D.	Presb.	2	8	95	5	90	80	20	49	.....
1162	Prince Edward Academy	Worham, Va.	1875	James R. Thornton, A. B.	Non-sect	2	4	40	40	40	(21)	12	33	10
1163	St. Mary's Academy*	Charleston, W. Va.	1871	Sister M. Vincent	R. C.	0	4	53	20	23	82	.....	13	.....
1164	Academy of the Sisters of St. Joseph	Clarksburg, W. Va.	1873	Sisters of St. Joseph	R. C.	0	4	70	30	40	8	8	0	.....
1165	French Creek Institute	French Creek, W. Va.	1871	J. Loomis Gould	Presb.	3	3	60	20	30	45	2	0	5
1166	Morgantown Female Seminary*	Morgantown, W. Va.	1848	Mrs. J. R. Moore	Non-sect	3	3	80	30	30	.....	.....	.....	2
1167	Whedding Female Academy	Mount de Chantal, near Wheeling, W. Va.	1848	Sisters of the Visitation B. V. M.	R. C.	.....	.....	97	.....	97	.....	.....	.....	.....
1168	Parkersburg Seminary	Parkersburg, W. Va.	1878	Miss Annie M. Hanson	P. E.	4	4	37	.....	.....	.....	.....	(10)	.....
1169	Shelton College	St. Albans, W. Va.	1875	Rev. P. B. Reynolds, pres't	Baptist	4	4	47	35	12	.....	.....	.....	.....
1170	St. Alphonsus' School	Wheeling, W. Va.	1868	Rev. P. Kreusch	R. C.	1	3	850	150	200	.....	.....	.....	.....
1171	Saginaw Collegiate Institute	Wheeling, W. Va.	1868	Pauline H. Seguin	Non-sect	1	3	50	50	50	4	10	.....	.....
1172	Albion Academy and Normal Id. Institute.	Albion, Wis.	1863	Rev. A. R. Cornwall, A. M.	S. D. Bap	5	4	264	188	126	231	88	0	23
1173	Elroy Seminary	Elroy, Wis.	1873	Rev. F. M. Washburn, A. M.	U. Breth.	2	2	115	65	60	68	3	.....	1
1174	Wisconsin Female College	Fox Lake, Wis.	1855	Rev. A. O. Wright, A. M.	Cong.	3	4	150	69	81	.....	.....	.....	6
1175	Lake Geneva Seminary	Geneva, Wis.	1871	Rev. A. O. Wright, A. M.	U. Breth.	2	6	111	29	82	.....	.....	.....	2
1176	German and English Academy	Milwaukee, Wis.	1849	K. Keller	Non-sect	8	4	220	150	80	230	60	230	.....
1177	St. John's Female School	Milwaukee, Wis.	1869	Mary Fenneta, as DE M. D.	R. C.	3	20	290	220	220	220	18	150	0
1178	St. Mary's Day School	Milwaukee, Wis.	1869	St. M. F. Scriphous, as DE M. D.	R. C.	2	18	197	107	103	25	10	0	0
1179	St. Mary's Institute	Milwaukee, Wis.	1855	Miss Grace P. Jones	P. E.	1	4	30	0	30	23	5	10	0
1180	Lakeside Seminary	Oconomowoc, Wis.	1855	Sister M. Patricia	R. C.	1	16	245	.....	245	.....	.....	.....	.....
1181	St. Mary's Institute	Prairie du Chien, Wis.	1877	Sister M. Hyacintha, O. S. D., superioress.	R. C.	.....	.....	105	.....	105	45	15	47	.....
1182	St. Catharine's Female Academy	Racine, Wis.	.....	.....	.....	.....	.....	.....	.....	.....	.....	.....	.....	.....
1183	Rochester Seminary*	Rochester, Wis.	1866	R. F. Pouley, B. S.	F. Bap	1	2	67	47	49	.....	9	.....	3
1184	Seminary of St. Francis of Sales	St. Francis Station, Wis.	1855	Rev. C. Wapchoist	R. C.	13	0	245	245	0	.....	.....	.....	24
1185	Big Foot Academy	Walworth, Wis.	1857	William Francis Place, A. M., B. D.	Non-sect	1	1	93	56	37	86	7	.....	7
1186	Carroll College	Waukecha, Wis.	1845	W. L. Rankin, A. M.	Presb.	2	2	92	55	37	.....	20	15	.....
1187	Georgetown Collegiate Institute	Georgetown, D. C.	1874	Miss Lucy Stephenson	Non-sect	3	5	80	80	80	80	30	12	.....
1188	Georgetown Institute for Males*	Georgetown, D. C. (box 823).	1867	Rev. P. Hall Sweet	Non-sect	1	.....	20	20	20	.....	.....	6	2
1189	School for Boys	Georgetown, D. C.	1876	John B. Davidson	Epis	.....	.....	18	18	0	2	15	16	4
1190	Academy of the Visitation	Washington, D. C.	1863	Sister Mary Augustina Dyer, superioress.	R. C.	.....	.....	20	115	115	.....	.....	.....	.....
1191	Avenue Select School	Washington, D. C. (121 Pennsylvania ave.)	1878	Miss Florence J. Hopkins	Non-sect	0	2	23	8	14	22	.....	.....	.....
1192	Boys' English and Classical High School	Washington, D. C. (look box 549).	1868	J. W. Hunt, A. M.	Non-sect	1	0	31	31	0	31	27	.....	13
1193	Emerson Institute	Washington, D. C. (14th street, bet. I and K).	1863	Charles B. Young, Jr.	Non-sect	.....	.....	.....	.....	.....	.....	.....	.....	.....
1194	English and French Boarding and Day School*	Washington, D. C. (1018 17th street n. w.)	1876	Alfred Bajac	Non-sect	1	2	22	.....	23	23	.....	.....	.....
1195	Incarnation Church School	Washington, D. C. (1115 M street).	1869	Miss Euphemia H. MacLeod.	P. E.	1	3	50	6	44	50	.....	7	.....
1196	Miss Calkins Select School	Washington, D. C. (209 Penn'a avenue s. e.)	.....	Miss R. N. Calkins	.....	.....	.....	1	27	19	8	.....	.....	.....

\* From Report of the Commissioner of Education for 1877.

† The Yeates schools embrace two schools about six miles apart; they have the same board of trustees and are supported by private endowment.



1209	Waverley Seminary	Washington, D. C. (H street).	1878	Miss S. A. Lipscomb	Non-sect	5	5	60	60	59	2	13
1210	West End Seminary	Washington, D. C. (1915 H street).	1873	Miss Faust		6	35	35	35	35	2	5
1211	Young Ladies' School	Washington, D. C. (943 M street).	1870	Miss Laura L. Osborne		4	8					
1212	"Spencer" Academy	Near Doaksville, Ind.	1840	Rev. I. I. Read, supt.	Pres. So	2	1	60	60	0		4
1213	Academy of Our Lady of Light	Santa Fe, N. Mex.	1874	Mother M. Magdalen Hayden	R. C.	10	243	243				
1214	Santa Fe Academy	Santa Fe, N. Mex.	1878	William Strieby, A. M., R. M.	Non-sect	1	2	64	28	26	64	
1215	Beaver Seminary	Beaver, Utah	1873	Miss Ida E. Bardwell	Method	1	2	65	20	35	69	2
1216	St. John's School	Logan, Utah	1874	Rev. W. H. Stoy	P. E.	1	2	70	30	40	70	0
1217	Wahsatch Academy	Mc Piensant, Utah	1875	Rev. D. J. McMillan, A. M.	Presb	2	103	50	56	64	13	0
1218	Sacred Heart Academy	Ogden, Utah	1878	Sister Francis, superior	R. C.	2	10	148	70	78	140	20
1219	School of the Good Shepherd	Ogden, Utah	1870	Chas. G. Davis	P. E.	1	2	165	65	90	165	2
1220	Brighton Young Academy	Provo City, Utah	1870	Prof. Karl G. Maeser	Lat. D. S.	5	3	261	145	116	214	19
1221	Rocky Mountain Seminary	Salt Lake City, Utah	1867	Rev. J. McEldowney, D. D.	M. E.	2	3	85	30	55	4	
1222	St. Mark's Grammar School	Salt Lake City, Utah	1867	Rev. Geo. D. B. Miller, A. M.	P. E.	2	17	537	235	362	250	86
1223	St. Mary's School for Girls	Salt Lake City, Utah	1871	Mary E. Seymour	P. E.	4	80	80	80	80	10	5
1224	Salt Lake Academy	Salt Lake City, Utah	1878	Edward Benner, A. M.	P. E.	(8)	107	(107)				
1225	Salt Lake Collegiate Institute	Salt Lake City, Utah	1878	John M. Coyner, Ph. D.	Presb	1	3	154	76	79	149	5
1226	Sistersville Educational Institute	Sistersville, Utah	1878	Leo Huetell		1	5	60	60			
1227	St. Paul's School	Walla Walla, Wash. T.	1872	Miss H. R. Garretson	P. E.	1	5	60	60			

\* Report of the Commissioner of Education for 1877.

TABLE VI.—Statistics of institutions for secondary instruction for 1878, &c.—Continued.

Name.	Is drawing taught?		Is music taught?		Chemical laboratory.	Philosophical cabinet and apparatus.	Library.		Annual charge for tuition.	Value of grounds, buildings, and apparatus.	Property, income, &c.			Number of weeks in school last year.	Scholastic year begins—	
	Mechanical.	Free hand.	Vocal.	Instrumental.			Number of volumes.	Increase in the last school year.			Amount of productive funds.	Income from productive funds.	Receipts for the last year from tuition fees.			
1 Andrews Institute*.....	x		x		0	0	25	26	27	\$2,500	28	29	30	31	32	33
2 Wilcox Female Institute*.....	0	0	0	x	0	0	120	30	\$20	7,000				\$900	40	August, 1st Mon.
3 Greene Springs School b.....	0	0	0	x	0	0	500	45	45	3,000				3,000	40	October, 1st Mon.
4 Lowery's Industrial School.....	0	0	0	x	0	0	\$2,500	20	50			\$0			39	October, 1st Mon.
5 La Fayette Male and Female College.....	0	0	x	x	x	0	0	0	30	20,000					40	January 15.
6 Hamner Hall.....	0	x	x	x	0	0	0	0	32,40,48	2,500					36	October 13.
7 Germania Institute.....	0	0	0	x	0	0	500	11	11	50,000				1,500	40	September 1.
8 Southwood Male High School.....	0	0	0	0	0	0	1,900	11	11	50,000				1,000	36	Sept., 1st Mon.
9 Talladega College.....	x	x	x	x	x	x	1,900	4175	4175	20,000					48	October 1.
10 Ursuline Institute of St. John Baptist.....	0	0	x	x	0	0	950	250	40	6,000		\$0	0		38	Sept., 3d Mon.
11 Park High School.....	0	0	x	x	0	0	50	0	15-30	1,500				1,200	40	Jan., 2d Mon.
12 Greenwood Male and Female Institute*.....	x		x	x	0	0	50	0		10,000					40	October 17.
13 Harrison College.....	x	x	x	x	0	0	0	0	30,40,50	3,000				1,550	40	September 1.
14 Searcy District High School.....	x	x	x	x	0	0	0	0	20-50	2,000					40	Sept., 1st Mon.
15 Centennial Institute.....	x	x	x	x	0	0	300	0	50	40,000			0		40	August 5.
16 St. Mary's Hall.....	x	x	x	x	0	0	2,500	100	\$330	200,000		5,000	400		40	August 1.
17 Mills Seminary.....	x	x	x	x	x	x	450	20	80-40	6,000		1,000	200		45	August 1.
18 Convent of Mary Immaculate.....	0	x	x	x	0	0	564	25	48	7,000		0	0		40	August 1.
19 Gilroy Seminary.....	x	x	x	x	0	0	200	4		20,000				10,000	43	Sept., 1st Mon.
20 College of Notre Dame.....	x	x	x	x	0	0	1,200	100	\$250-400	85,000					40	August 1.
21 Napa Collegiate Institute.....	x	x	x	x	x	x	100	50		40,000		0	0		44	August, 1st Mon.
22 Northhoff Seminary for Young Ladies.....	x	x	x	x	0	0	765	50	\$350	15,000					40	July, last week.
23 Convent of Our Lady of the Sacred Heart.....	x	x	x	x	x	x	0	0	\$300						40	August 21.
24 Golden Gate Academy.....	x	x	x	x	x	x										
25 Placerville Academy.....	x	x	x	x	x	x										
26 St. Joseph's College.....	x	x	x	x	x	x										

NOTE.—x indicates an affirmative answer; 0 signifies no or none; ..... indicates no answer.





TABLE VI.—Statistics of institutions for secondary instruction for 1878, &c.—Continued.

NOTE.—x indicates an affirmative answer; 0 signifies no or none; ..... indicates no answer.

Name.	Is drawing taught?		Is music taught?		Chemical laboratory.	Philosophical cabinet and apparatus.	Library.		Annual charge to each student for tuition.	Property, income, &c.				Number of weeks in school year.	Scholastic year begins—
	Mechanical.	Free hand.	Vocal.	Instrumental.			Number of volumes.	Increase in the last school year.		Value of grounds, buildings, and apparatus.	Amount of productive funds.	Income from productive funds.	Receipts for the last year from tuition fees.		
I	19	20	31	23	23	24	25	26	27	28	29	30	31	32	33
68 Balkeley School.....	0	0	0	0	0	0	25	0	\$0	.....	.....	.....	.....	40	September 1.
69 Waraming Academy.....	x	0	0	0	0	x	218	33	48,000	.....	.....	.....	350	33	Sept., 1st Mon.
70 Fitch's Home School for Young Ladies and Boys.....	x	0	0	0	0	0	2,500	.....	40,000	.....	.....	.....	67,000	40	Sept., 1st Mon.
71 Hillside Family School for Boys*.....	x	x	x	x	0	0	1,000	30	78-100	20,000	.....	.....	.....	39	September 18.
72 Boarding and Day School for Young Ladies*.....	x	x	x	x	0	0	.....	.....	20,000	.....	.....	.....	.....	40	September 20.
73 Misses Meeker's Boarding and Day School for Young Ladies.....	x	x	x	x	0	0	.....	.....	40-100	.....	.....	.....	.....	.....	.....
74 Seabury Institute.....	x	x	x	x	0	x	200	.....	20	30,000	.....	.....	1,200	40	September 9.
75 Betts Military Academy.....	0	0	0	0	0	0	400	33	300	50,000	.....	.....	.....	33	September 10.
76 Day School for Boys.....	0	0	0	0	0	0	125	160	160	5,000	.....	.....	8,750	33	September 15.
77 Gothic Hall*.....	x	x	x	x	0	x	500	56	56	15,000	.....	.....	.....	35	September 25.
78 Select Boarding and Day School*.....	x	x	x	x	0	0	40	40	40	10,000	.....	.....	.....	44	Sept., 1st Mon.
79 English and Classical School.....	x	x	x	x	0	0	.....	.....	6300	.....	.....	.....	.....	44	September 11.
80 Stratford Academy.....	x	x	x	x	0	0	300	48,60	48,60	.....	.....	.....	.....	40	September 18.
81 The Gunnery*.....	0	0	0	0	x	x	2,000	.....	8400	.....	.....	.....	.....	40	September 20.
82 St. Margaret's Diocesan School for Girls.....	x	x	x	x	x	0	.....	.....	80,000	10,000	700	.....	20,000	40	May, 2d Wed.
83 St. Margaret's Diocesan School for Girls.....	x	x	x	x	0	x	356	0	0	10,000	0	.....	1,000	40	Sept., 2d Thurs.
84 Oak Hill Seminary.....	x	x	x	x	0	x	41	.....	41	4,000	.....	.....	.....	40	September 6.
85 Green's Farms Academy*.....	x	x	x	x	0	0	.....	.....	.....	.....	.....	.....	.....	40	September 15.
86 Wilton Academy.....	x	x	x	x	0	0	.....	.....	6200	8,000	.....	.....	.....	43	.....
87 Wilton Boarding Academy.....	x	x	x	x	0	0	.....	.....	38-47	8,000	.....	.....	1,250	38	September 1.
88 Parker Academy.....	0	0	0	0	0	0	.....	.....	.....	.....	.....	.....	.....	38	September 1.
89 Family School for Young Girls.....	x	x	x	x	x	x	.....	.....	8450	20,000	.....	.....	.....	40	September 20.
90 Select Family School for Boys.....	x	x	x	x	x	x	.....	.....	.....	45,000	.....	.....	.....	40	Sept., 2d Wed.
91 Wilmington Conference Academy.....	x	x	x	x	x	x	300	300	40	45,000	.....	.....	8,500	40	Sept., 1st Mon.



TABLE VI.—Statistics of institutions for secondary instruction for 1878, &c.—Continued.

NOTE.—x indicates an affirmative answer; 0 signifies no or none; ..... indicates no answer.

Name.	Is drawing taught?		Is music taught?		Chemical laboratory.	Philosophical cabinet and apparatus.	Library.		Annual charge to each student for tuition.	Property, income, &c.				Number of weeks in school last year.	Scholastic year begins—
	Mechanical.	Free hand.	Vocal.	Instrumental.			Number of volumes.	Increase in the last school year.		Value of grounds, buildings and apparatus.	Amount of productive funds.	Income from productive funds.	Receipts for the last year from tuition fees.		
1	19	20	21	22	23	24	25	26	27	28	29	30	31	32	33
Chincapin Grove Academy.....	0	0	0	0	0	0	0	0	\$12,15, 18	\$500	\$0	\$0		40	January 13.
Plantade Academy <sup>b</sup> .....	0	0	0	0	0	0	0	0	20	2,000				26	February, 1st Mon.
Cochran High School.....	0	0	0	x	0	0	0	0	20	21,000				40	January 13.
St. Joseph's Academy.....	0	0	0	0	0	0	0	0	60	4,000	0	0	\$3,000	40	September 15.
Slade's School for Boys.....	0	0	x	0	x	0	0	0	10-40	3,000	0	0	1,200	40	January, 3d Mon.
Conyers Female College <sup>c</sup> .....	0	0	0	0	0	0	0	0	30	500	0	0	400	36	January 15.
Corinth Schools <sup>d</sup> .....	0	0	0	0	0	0	0	0	20-35	1,000	0	0	600	40	January, 2d Mon.
St. Cloud High School <sup>e</sup> .....	0	0	x	x	0	0	100	100	20-30, 40	27,000	0	0	2,300	40	September 1.
Crawford Academy.....	0	0	0	0	0	0	0	0	25, 20, 35	10,700	0	0	1,900	40	January, 1st Mon.
Grange Institute.....	0	0	0	0	0	0	0	0	20	400	0	0	400	41	January, 2d Mon.
Danburg High School.....	0	0	0	0	0	0	0	0	20	200	0	0	500	40	January, 2d Mon.
Danburg High School.....	0	0	0	0	0	0	0	0	10, 10, 24	2,500	0	0	1,200	22	January.
Delhi School.....	x	0	x	0	0	0	0	0	20, 30, 40	21,000	0	0		40	January.
Dectar High School.....	0	0	x	x	0	0	0	0	(a)	0	0	0		40	January, 2d Mon.
Dirt Town Academy.....	0	0	x	x	0	0	0	0	20, 30, 40	21,000	0	0		40	January.
Farmersville Academy <sup>e</sup> .....	0	0	0	0	0	0	0	0	(a)	0	0	0		40	January, 2d Mon.
Andrew Male High School.....	0	0	0	0	0	0	0	0	20, 30, 40	21,000	0	0		40	January, 2d Mon.
Elberton Female Collegiate Institute <sup>d</sup> .....	0	0	0	x	0	0	0	0	20, 30, 40	21,000	0	0		40	January, 2d Mon.
Moss Hill Academy.....	x	x	x	x	0	0	0	0	(a)	0	0	0	500	40	January, 2d Mon.
Mount Paran Academy.....	x	x	x	x	0	0	0	0	20, 30, 40	21,000	0	0		40	January, 2d Mon.
The Fairburn Academy.....	0	0	0	0	0	0	200	200	20, 30, 40	21,000	0	0		40	January, 2d Mon.
Fort Valley Male Academy.....	0	0	0	0	0	0	0	0	20, 30, 40	21,000	0	0		40	January, 2d Mon.
Franklin High School.....	0	0	0	0	0	0	0	0	18	600	0	0	800	36	February, 1st Mon.
Oak Grove Academy.....	0	0	x	0	0	0	0	0	20, 30, 40	21,000	0	0		40	January, 2d Mon.
Samuel Badley Male Institute <sup>e</sup> .....	0	0	x	0	0	0	500	500	20, 30, 40	25,000	0	0	3,000	40	January, 2d Mon.
Hawkinsville Institute.....	0	0	0	0	0	0	0	0	20, 30, 40	25,000	0	0		40	January, 2d Mon.
Rephzabak High School.....	0	0	0	x	x	x	300	300	20, 30, 40	25,000	0	0		40	January 20.



TABLE VI.—Statistics of institutions for secondary instruction for 1878, &c.—Continued.

NOTE.—x indicates an affirmative answer; 0 signifies no or none; ..... indicates no answer.

Name.	Is drawing taught?		Is music taught?		Chemical laboratory.	Philosophical cabinet and apparatus.	Library.		Annual charge to each student for tuition.	Property, income, &c.				Number of weeks in school year.	Scholastic year begins—
	Mechanical.	Free hand.	Vocal.	Instrumental.			Number of volumes.	Increase in the last school year.		Value of grounds, buildings, and apparatus.	Amount of productive funds.	Income from productive funds.	Receipts for the last year from tuition fees.		
1	19	20	21	22	23	24	25	26	27	28	29	30	31	32	33
207 Stone Mountain Institute	0	0	0	0	0	0	0	0	\$10-36	\$1,000	\$0	\$0	\$1,200	40	January.
208 Sumach Seminary	0	0	0	0	0	0	0	0	25-50	2,000	0	0	1,750	40	July 1.
209 Summerville Institute	0	0	0	0	0	0	0	0	28	2,000	0	0	400	40	January, 1st Mon.
210 Sylvia Academy	0	0	0	0	0	0	0	0	20	1,000	0	0	0	40	September 1.
211 Lyerly College and Collinsworth Institute.	x	x	x	x	x	x	500	.....	10, 20, 24, 30, 40	8,000	0	0	0	40	.....
212 Excelsior High School	0	0	x	0	0	0	0	0	20-50	0	0	0	800	40	July, 1st Mon.
213 Tazewell High School	0	0	0	0	0	0	0	0	25	1,000	0	0	600	40	January.
214 Fletcher Institute	0	0	0	0	0	0	0	0	650	2,000	0	0	0	40	September 1.
215 Thomson High School	0	0	0	0	0	0	0	0	20, 30, 40	1,500	0	0	0	40	January 13.
216 Union Point High School	0	0	x	x	0	0	0	0	20-50	0	0	0	560	40	Sept. 1st Mon.
217 Walkourville Academy	0	0	x	x	0	0	0	0	20-30	1,000	0	0	275	40	January 20.
218 Warrenton Academy	0	0	x	x	0	0	0	0	25	5,000	0	0	1,200	40	Sept. 1st Mon.
219 Washington Female Seminary	0	0	0	0	0	0	0	0	25	5,000	0	0	1,000	40	Sept. 1st Mon.
220 Washington Male Academy	0	0	0	0	0	0	0	0	23	2,500	0	0	1,000	40	Sept. 1st Mon.
221 Bethel Academy	0	0	0	0	0	0	0	0	24	2,500	0	0	0	40	February 1.
222 Dawson Institute	0	0	x	x	0	0	0	0	24, 32, 40	1,200	0	0	1,200	40	January last Mon.
223 Whitesburg Seminary	0	0	0	0	0	0	0	0	14-40	0	0	0	0	40	January 21 Mon.
224 Philomath Institute	0	0	0	0	0	0	0	0	20-40	0	0	0	0	40	January, 21 Mon.
225 Zebulon High School	0	0	0	0	0	0	0	0	6	5,000	0	0	750	40	September 1.
226 German Evangelical Lutheran School	0	0	x	0	0	0	133	0	32	4,000	0	0	1,252	40	Sept. 1st Mon.
227 Alcedo Academy	x	0	0	0	0	x	300	0	8-18	40,000	0	0	1,850	40	Sept. 1st Mon.
228 Ursuline Convent of the Holy Family.	0	x	x	x	0	0	0	0	0	0	0	0	0	40	Aug. last week.
229 Jennings Seminary	0	x	x	x	x	x	300	4	33	60,000	0	0	2,500	39	Sept. 1st Mon.
230 Institute of the Immaculate Conception.	x	x	x	x	0	0	0	0	12, 16, 20	0	0	0	0	42	September.

231	Bunker Hill Academy.....	x	x	x	x	x	x	40	20,000	0	0	1,200	40	Aug., last Mon.
232	Chicago Ladies' Seminary.....	x	x	x	x	x	x	100	0	0	0	40	September 10.	
233	Dearborn Seminary.....	x	x	x	x	x	x	30	800	0	0	11,000	40	September 9.
234	J. C. Steele's Institute.....	x	x	x	x	x	x	0	0	0	0	0	40	September 10.
235	Park Institute.....	x	x	x	x	x	x	0	0	0	0	0	40	Sept., 1st Mon.
236	St. Francis Xavier's Academy*.....	x	x	x	x	x	x	300	200,000	0	0	28,000	40	Sept., 1st Mon.
237	Saints Benedict and Scholastica's Select School.....	x	x	x	x	x	x	0	0	0	0	0	40	Sept., 1st Mon.
238	The Misses Grant's Seminary*.....	x	x	x	x	x	x	0	0	0	0	0	40	September 13.
239	Howe Literary Institute.....	x	x	x	x	x	x	350	20,000	0	0	0	36	September 10.
240	Northern Illinois College.....	x	x	x	x	x	x	15-35	110,000	0	0	1,800	38	Sept., 1st Tues.
241	Monticello Ladies' Seminary.....	x	x	x	x	x	x	53-60	20,000	20,000	0	0	36	September 12.
242	Family School for Boys.....	x	x	x	x	x	x	40	200,000	0	0	0	40	September 10.
243	The Young Ladies' Atheneum and Illinois Conservatory of Music.....	x	x	x	x	x	x	40-60	15,000	0	0	14,000	40	Sept., 2d Wed.
244	McDonough Normal and Scientific College.....	0	0	0	0	0	0	21-26	6,000	0	0	0	42	September 2.
245	Morgan Park Military Academy.....	x	x	x	x	x	x	0	50,000	0	0	13,000	40	September.
246	Rock River Seminary*.....	x	x	x	x	x	x	45	50,000	0	0	0	39	August 2d.
247	Grand Prairie Seminary; Commercial College, and Conservatory of Music.....	x	x	x	x	x	x	24	25,000	16,000	1,000	2,500	40	Aug., last Tues.
248	Edgar Collegiate Institute.....	0	0	x	x	x	x	24,30	6,000	0	0	0	36	September 11.
249	Chickadee College.....	x	x	x	x	x	x	40	150,000	0	0	0	39	September 3-6.
250	Truitt Academy.....	x	x	x	x	x	x	0	20,000	0	0	0	40	Oct., 1st Mon.
251	Todd Seminary for Boys.....	x	x	x	x	x	x	0	600	0	0	0	40	Sept., 1st Tues.
252	Battle Ground Collegiate Institute.....	x	x	x	x	x	x	14	6,000	0	0	1,200	36	September 1.
253	Friends' Bloomingdale Academy.....	x	x	x	x	x	x	191	4,500	6,000	600	1,075	36	October 1.
254	Barnett Academy.....	x	x	x	x	x	x	0	2,500	0	0	1,000	36	September 1.
255	Denver College and Normal School.....	x	x	x	x	x	x	27	4,000	0	0	350	40	September 30.
256	Glendale Seminary and Normal School.....	x	x	x	x	x	x	0	0	0	0	0	44	Sept., 1st Mon.
257	St. Augustine's School.....	0	0	x	x	x	x	20	48,000	0	0	2,000	44	Sept., 1st Mon.
258	St. Mary's Academy.....	0	0	x	x	x	x	13	10,000	0	0	0	44	Sept., 1st Mon.
259	St. Mary's Academy.....	x	x	x	x	x	x	0	0	0	0	0	40	Sept., 1st Mon.
260	Spiceland Academy.....	x	x	x	x	x	x	40	12,000	3,000	240	4,500	40	Sept., 1st Mon.
261	Spiceland Institute.....	x	x	x	x	x	x	24	15,000	0	0	0	36	September 15.
262	St. Paul's Academy.....	x	x	x	x	x	x	18-30	18,000	30,000	2,500	300	39	Sept., 1st Mon.
263	Academy Department of Vincennes University.....	0	0	x	x	x	x	0	0	0	0	0	44	Sept., 1st Mon.
264	St. Rose's Boarding and Day School.....	x	x	x	x	x	x	0	10,000	0	0	700	40	September 1.
265	Waverland Collegiate Institute.....	x	x	x	x	x	x	24	0	0	0	1,530	36	September 16.
266	Ackworth Institute.....	x	x	x	x	x	x	21-30	10,000	10,000	600	1,000	36	September 23.
267	Albion Seminary.....	x	x	x	x	x	x	181	6,000	0	0	0	36	Sept., 1st Mon.
268	Jones County Academy.....	x	x	x	x	x	x	12,18	0	0	0	500	44	Aug., 1st Mon.
269	Birmingham Academy and Boarding School.....	x	x	x	x	x	x	18-25	6,000	0	0	0	36	Sept., 1st Mon.
270	Bradford Academy*.....	0	0	0	0	0	0	0	3,000	0	0	900	36	Sept., 1st Mon.
271	German Evangelical Zion School.....	x	x	x	x	x	x	12	20,000	0	0	620	45	August.

<sup>d</sup> Grounds and buildings.  
<sup>e</sup> Board and tuition.

<sup>b</sup> Average charge.  
<sup>c</sup> Per month.

<sup>f</sup> From Report of the Commissioner of Education for 1877.  
<sup>g</sup> Partly supported by public tax.

TABLE VI.—Statistics of institutions for secondary instruction for 1878, *ft.*—Continued

NOTE.—x indicates an affirmative answer; 0 signifies no or none; ..... indicates no answer.

Name.	Is drawing taught?		Is music taught?		Chemical laboratory.	Philosophical cabinet and apparatus.	Library.		Annual charge to each student for tuition.	Value of grounds, buildings, and apparatus.	Property, income, &c.			Number of weeks in school last year.	Scholastic year begins—
	Mechanical.	Free hand.	Vocal.	Instrumental.			Number of volumes.	Increase in the last school year.			Amount of productive funds.	Income from productive funds.	Receipts for the last year from tuition fees.		
1	19	20	21	22	23	24	25	26	27	28	29	30	31	32	33
272 Graf's School.....									\$24						
273 Coe Collegiate Institute.....	0	x	x	x	0	0	250		73	\$120,000	\$5,000	\$800		40	Sept. 1st Mon.
274 St. Joseph's Academy of the Sacred Heart.....	x	x	x	x	0	0	150			20,000				44	September 1.
275 Evangelical Lutheran Parish School.....														44	
276 Friends' Select School.....									10-25	600	0	0	\$2,000	40	Sept., 1st Mon.
277 St. Francis Male and Female Academy.....		x	x	x	0	0	500	75		12,000				22	
278 Trinity School.....	x	x	x	x	0	0			30	6,000			000	40	September 9.
279 Decorah Institute.....									24	16,000			2,100	40	Sept. last Mon.
280 Denmark Academy.....	0	x	x	x	x	x	500	7						30	Sept., 2d Tues.
281 St. Joseph's Academy.....							350	50	169					42	Sept., 1st Mon.
282 Young Ladies' School.....	0	0	0	x					40-60				800	40	September.
283 Boardman Institute.....															
284 Bear Creek Academy.....	0	0	0	0	0	0	0		2-1				400	36	
285 Eldora Academy.....							100		18-24	3,000			500	26	Sept. 1st Mon.
286 Danish High School.....							300		32	3,000			400	36	May and Nov.
287 Epworth Seminary.....	0	0	x	x	0	x	200	20	6-74	8,000	0	0	1,600	37	September 2.
288 Academy of Iowa College.....									18				1,200	37	September 11.
289 Lenox Collegiate Institute.....	x	0	x	x	0	0	700	40	27	12,000	14,000	1,200	2,944	37	Sept., 1st Wed.
290 Irving Institute.....									20	3,000					
291 Jefferson Academy.....	x	x	x	x		x			12, 18, 24	4,500				26	Sept., 1st Mon.
292 Kossuth Normal Academy.....	0	0	0	0					22	6,000			6426	36	September 15.
293 Friends' Academy.....	0	0	0	0	0	x	100	10	19	8,000		200		38	September 9.
294 Le Grand Christian Institute*.....	x	x	x	x	x	x	200	0	16-24	20,000	10,000	400	300	40	September 10.
295 Riverside Institute.....	x	x	x	x	x	x	100	50	6-10	66,000				40	September 8.
296 Mitchell Seminary.....							200		20-33	2,500	0	0	2,000	40	September 2.
297 New London Academy.....	0	x	x	x	0	0	0		30	3,000			100	40	Sept., 1st Mon.
298 Hazel Dell Academy.....									10-25	5,000			944	38	Sept., 1st Mon.





TABLE VI.—Statistics of institutions for secondary instruction for 1978, *ſc.*—Continued.

NOTE.—x indicates an affirmative answer; 0 signifies no or none; ..... indicates no answer.

Name.	Is drawing taught?		Is music taught?		Chemical laboratory.	Philosophical cabinet and apparatus.	Library.		Annual charge to each student for tuition.	Value of grounds, buildings, and apparatus.	Amount of productive funds.	Income from productive funds.	Receipts for the last year from tuition fees.	Number of weeks in schoolastic year.	Scholastic year be- gins—
	Mechanical.	Free hand.	Vocal.	Instrumental.			Number of volumes.	Increase in the last school year.							
340 Mayfield Seminary.....	x			x	x	0			\$20,30,40, 50	\$3,000			\$2,500	40	Sept., 1st Mon.
341 Maysville Seminary.....	x	x	x	x	x	x	800	0	50	6,000			1,800	40	Sept., 1st Mon.
342 Minerva Male and Female College.....	x	x	x	x	x	x	0	0	615-40	6,000	\$0	\$0	1,800	42	Aug., 1st Mon.
343 Morganfield Collegiate Institute.....	0	x	x	x	b	b	0	0	356	43,000			0	44	Sept., 3.
344 Henry Male and Female College.....	0	0	0	0	0	0	200	0	30, 36, 44	30,000	1,500	0	619	40	Sept., 1st Mon.
345 Bethel Academy.....	0	0	0	0	0	0	0	0	50, 60	4,000	0	0	0	40	Sept., 1st Mon.
346 Jessamine Female Institute.....	x	0	x	x	0	0	0	0	25	5,000	0	0	2,000	40	Sept., 1st Mon.
347 Browder Institute.....	0	0	x	x	0	0	0	0	20, 25, 30, 40	0	0	0	1,200	40	Sept., 1st Mon.
348 Owenton High School.....	0	x	x	x	x	x	350	0	30-50	20,000	0	0	3,000	40	Sept., 2d Mon.
349 Garth Female College.....	0	x	x	x	x	x	0	0	700	50,000	0	0	2,000	40	September 1.
350 Princeton College.....	0	x	x	x	x	x	0	0	1100	0	0	0	0	40	Sept., 2d Mon.
351 Madison Female Institute.....	0	x	x	x	x	x	0	0	0	0	0	0	0	40	Sept., 1st Mon.
352 Bethlehem Literary Institution.....	0	x	x	x	x	x	0	0	0	0	0	0	0	40	Sept., 1st Mon.
353 Sharrpsburg Male and Female Col- lege.....	0	x	x	x	0	0	0	0	20, 30, 40	1,000	0	0	1,000	40	Sept., 1st Mon.
354 Fairview Male and Female Sem- inary.....	0	0	x	x	0	0	0	0	10-20	3,000	0	0	1,000	36	Sept., 1st Mon.
355 Masonic Institute.....	0	0	0	0	0	0	0	0	0	0	0	0	900	40	Sept., 1st Mon.
356 Spencer Institute.....	0	0	0	0	0	0	0	0	20-30	5,000	0	0	1,800	40	Sept., 1st week.
357 Riverside Seminary.....	0	0	x	x	0	0	300	0	55	4,000	0	0	0	40	Sept., 1st Mon.
358 West Liberty High School.....	0	0	0	0	0	0	0	0	4	0	0	0	0	40	September.
359 West Liberty Male and Female Sem- inary.....	0	0	x	0	0	0	50	20	617-22	350	0	0	275	20	Aug., 2d Mon.
360 Winchester High School.....	0	0	x	x	0	0	500	0	45	10,000	0	0	4,000	40	September 1.
361 Morehouse College.....	0	0	x	x	0	0	0	0	30, 40, 50	8,000	0	0	1,500	40	September 1.
362 Millwood Female Institute.....	0	x	x	x	0	0	0	0	0	10,000	0	0	2,000	40	September 1st.
363 Convent of the Presentation.....	0	0	x	x	0	0	300	0	30, 40, 50	0	0	0	600	44	September 15.
364 St. Hyacinth's Academy.....	x	0	x	x	0	0	0	0	10-30	2,500	0	0	1,374	40	September 15.
365 St. Matthew's Academy.....	0	0	x	x	0	0	75	0	0	0	0	0	0	40	September 15.

STATISTICAL TABLES.

365	Hebrew Educational Institute	x	x	0	0	0	0	200	72-8	40,000	0	0	4,000	40	Sept. 2d Mon. Sept., 1st Mon. September.
367	Loquet-Leroy Institute	x	x	x	x	x	x	100			0	0		40	
368	St. Joseph's School for Boys	x	x	x	x	x	x				0	0		40	
369	St. Joseph's School for Girls	x	x	x	x	x	x				0	0		40	
370	St. Joseph's School	x	x	x	x	x	x				0	0		40	
371	East's Academy	x	x	x	x	x	x	400	12-18	3,500	4,000	1,200	1,000	34	Aug. 3d Tues.
372	Grand Maine Conference Seminary	x	x	x	x	x	x	1,000	21	20,000	20,000	1,200	1,100	40	Aug.
373	Corianna Union Academy	x	x	x	x	x	x	200	6-9	2,000	2,142	1,200	423	20	Aug. 3d Mon.
374	Greely Institute	x	x	x	x	x	x	500	15-18	15,000	21,000	1,200	423	33	Aug., 1st Mon.
375	Exeter High School	x	x	x	x	x	x	2,000	23, 33	3,000	700			37	September 1.
376	Abbott Family School, Little Blue	x	x	x	x	x	x	2,000	23-33	30,000				37	September 4.
377	Foxcroft Academy	x	x	x	x	x	x	200	7	3,000	1,000	100	800	22	September 1.
378	Freedom Academy	x	x	x	x	x	x	50	8-13	800	1,000	300	300	20	Sept., 1st Mon.
379	Hallowell Classical and Scientific Academy	x	x	x	x	x	x	50	30	60,000	1,000	60	2,350	30	Sept., 1st Tues.
380	Hamden Academy	x	x	x	x	x	x	560	12	6,000	1,500	90	900	36	Sept., 1st Mon.
381	Hamden Academy	x	x	x	x	x	x	40	12-15	8,000	1,050	65	500	20	September 1.
382	Lee Normal Academy	x	x	x	x	x	x	200	7, 8, 10	1,800	4,000	200	302	23	Sept., 1st Tues.
383	Litchfield Academy	x	x	x	x	x	x	200	69	1,500	1,100	60	380	22	Aug., last Tues.
384	Monmouth Academy	x	x	x	x	x	x	200	7, 8, 10	5,000	5,000	200		22	Feb. and Aug.
385	Lincoln Academy	x	x	x	x	x	x	100	10, 20, 24	3,000	10,300	600		46	Sept., 1st Mon.
386	Anton Family and Day School	x	x	x	x	x	x	600	25-100	5,000			2,800	30	Sept., 1st Mon.
387	Paris Hill Academy	x	x	x	x	x	x	0	7, 9, 10	4,000	1,000	60		33	Sept., 1st Tues.
388	Patten Academy and Free High School	x	x	x	x	x	x	0	15	1,500	3,100	200		30	September 1.
389	City of Portland School	x	x	x	x	x	x	250	00-80	10,000	0	0	2,500	40	Sept., 1st Mon.
390	Berrick Academy	x	x	x	x	x	x	300	20	6,000		300	325	34	September 1.
391	Franklin Family School	x	x	x	x	x	x	450	300	6,000	0	0	3,100	30	Sept., second week.
392	Oak Grove Seminary and Commercial College	x	x	x	x	x	x	150	25	20,000	10,000	000	1,200	33	August 20.
393	St. Joseph's School of St. Paul's Parish	x	x	x	x	x	x	0	0	20,000	0	0	500	40	Sept., 2d Tues.
394	F. Knapp's German and English Institute	x	x	x	x	x	x	300	20	60,000				40	Sept., 1st Mon.
395	Merrion Academy	x	x	x	x	x	x							40	September 20.
396	Mc Vernon Institute	x	x	x	x	x	x	300	80	15,000				38	September 14.
397	Oxford Academy	x	x	x	x	x	x	200	60-100					40	September 15.
398	Oxford School for Boys	x	x	x	x	x	x							40	September 15.
399	Patterson Park Seminary	x	x	x	x	x	x							44	September 15.
400	Robt and Academy	x	x	x	x	x	x							40	September 20.
401	St. Joseph Academy (Calvert Hall)	x	x	x	x	x	x	12,000	10-12				3,400	40	September 2.
402	School for Boys	x	x	x	x	x	x	0	100					40	September 15.
403	School for Young Ladies	x	x	x	x	x	x	0	40-80					38	September 22.
404	Southern Home School	x	x	x	x	x	x							38	September 15.
405	Stewart Hall Collegiate and Commercial Institute	x	x	x	x	x	x						32,000	40	Sept., 2d Mon.

\* From Report of the Commissioner of Education for 1877.  
 a Partly supported by public tax.  
 b Belongs to principal.  
 c Average charge.  
 d Grounds and buildings.  
 e From a lottery fund (allowed by the State of Kentucky) to educate the youth of the district; in addition \$250 are annually received from the district.  
 f Board and tuition.  
 g Free to residents.  
 h Suspended.  
 i Per month.  
 j Per term.  
 k Temporarily suspended.

TABLE VI.—Statistics of institutions for secondary instruction for 1878, &c.—Continued.

NOTE.—x indicates an affirmative answer; 0 signifies no or none; ..... indicates no answer.

Name.	Is drawing taught?		Is music taught?		Chemical laboratory.	Philosophical cabinet and apparatus.	Library.		Annual charge for tuition.	Property, income, &c.			Number of weeks in school year.	Scholastic year begins—	
	Mechanical.	Free band.	Vocal.	Instrumental.			Number of volumes.	Increase in the last school year.		Value of grounds, buildings, and apparatus.	Amount of productive funds.	Income from productive funds.			Receipts for the last year from tuition fees.
1	19	20	21	22	23	24	25	26	27	28	29	30	31	33	
405 Zion School of Baltimore.....	x	0	x	0	x	x	1,500	25	\$25	\$6,000	\$0	\$0	\$500	45	Sept. 1st Mon.
407 Brookeville Academy.....	0	0	0	0	0	x	.....	.....	25,30,40	20,000	.....	.....	.....	40	Sept. 31 Wed.
408 Overseas Home School for Young Girls.....	0	x	0	0	0	0	.....	.....	280	.....	.....	.....	.....	40	Sept. 2d Mon.
409 Central School.....	0	0	0	0	x	x	1,500	.....	20-28	20,000	.....	.....	.....	42	Sept. 1st Mon.
410 Charlotte Hall School.....	0	x	x	x	x	x	8,000	.....	250	50,000	.....	.....	.....	42	Sept. 1st Mon.
411 Holy Trinity School.....	.....	x	.....	x	.....	.....	.....	.....	250	.....	.....	.....	.....	40	September 10.
412 College of St. James Grammar School.....	0	0	.....	.....	x	.....	75	.....	32-60	7,200	0	(b)	.....	40	Sept. 1st Mon.
413 West Nottingham Academy.....	x	x	.....	x	.....	.....	.....	.....	30	6,000	500	.....	.....	40	Sept. 1st Wed.
414 Elkton Academy.....	.....	.....	.....	.....	.....	.....	.....	.....	200	.....	.....	.....	.....	40	Sept. 1st Mon.
415 Academy of the Visitation.....	.....	x	.....	x	.....	.....	2,500	25	2-20	.....	.....	.....	.....	40	Sept. 1st Mon.
416 St. John's Literary Institution.....	.....	.....	.....	.....	.....	.....	5,784	.....	10-30	.....	.....	.....	.....	40	Sept. 1st Mon.
417 Glenwood Institute.....	x	x	x	x	x	x	2,000	200	32-48	17,000	.....	(c)	2,500	40	September 6.
418 Notre Dame of Maryland, Collegiate Institute for Young Ladies.....	.....	x	x	x	x	x	400	10	50	30,000	.....	.....	.....	42	Sept. 1st Mon.
419 Hagerstown Female Seminary.....	x	x	x	x	x	0	900	150	250	25,000	0	0	4,000	40	September 1.
420 Mt. St. Clement's Preparatory College.....	0	0	.....	.....	.....	.....	.....	.....	250	.....	.....	.....	.....	45	September 1.
421 St. John's Female Seminary d.....	x	x	x	x	0	0	1,200	.....	.....	25,000	0	0	.....	40	Sept. 1st Wed.
422 Lutherville Female Seminary.....	x	x	x	x	x	x	560	.....	.....	30,000	.....	.....	.....	40	September 4.
423 New Windsor College.....	.....	.....	.....	.....	.....	.....	1,500	.....	2240	50,000	.....	4,000	.....	39	September 18.
424 McDonough School.....	x	x	x	x	x	x	1,000	50	0	125,000	700,000	39,000	0	42	August.
425 St. George's Hall for Boys.....	.....	.....	.....	.....	.....	.....	600	.....	250-300	30,000	.....	.....	5,000	40	Sept. 15.
426 The Hannah More Academy.....	.....	x	x	x	0	0	100	10	30	15,000	4,000	240	.....	39	Sept. 31 Wed.
427 Rockland School.....	0	x	x	x	0	0	400	10	225	10,000	.....	.....	.....	40	September 15.
428 Pen Lucy Academy.....	0	0	0	0	0	0	0	0	100	25,000	0	0	2,000	40	September 15.
429 Mt. Pleasant Institute for Boys.....	x	x	.....	.....	0	0	400	20	100	10,000	.....	.....	.....	38	September 11.

429	Putnam Free School.....	x	x	x	x	0	85	0	40,000	75,000	4,000	0	38	Aug., last Wed.
430	Family School.....	x	x	x	x	0	260	12	8,000	0	0	0	40	September 19.
431	Fowers Institute.....	x	x	x	x	0	3,737	184	10,000	30,000	700	600	33	Aug., last Wed.
432	Howe School.....	x	0	0	0	0	100	10	15,000	30,000	1,500	270	40	Aug., last Mon.
433	Houghton School.....	x	x	x	x	0				700			40	September 25.
434	Cotman Mansion Home School.....	x	x	x	x	0	2,000	100-200	30,000		0,000		37	September 25.
435	Home and Day School.....	x	x	x	x	0	1,000	75-100					37	Sept., 3d Wed.
436	Wm. W. Mitchell's School for Young Ladies.....	x	x	x	x	0	500	100-200	50,000				36	September 25.
437	Miss Putnam's English and Classical Family and Day School.....	x	x	x	x	0	1,500	80-250					34	October 1.
438	Newbury Street School.....	x	x	x	x	0							38	September 28.
439	Otis Placco School*.....	x	x	x	x	0							36	October 1.
440	St. Margaret's School.....	x	x	x	x	0	50,75,100	f500	7,500	225,000	9,000	7,500	36	September 25.
441	School of Modern Languages.....	x	x	x	x	0	80-200	(U)	92,000	225,000	9,000	450	38	September 15.
442	Union Park School for Young Ladies.....	x	x	x	x	0	100	7	12,000	4,500	4,500	0	41	August.
443	Thayer Academy.....	x	x	x	x	0	1,300	100					41	Sept., 1st Mon.
444	Hitchcock Free High School.....	x	x	x	x	0	1,000	100					40	September 17.
445	St. Mary's Parochial School.....	x	x	x	x	0	200		25,000	50,000	3,000	100	38	August.
446	Wayside Family School*.....	x	x	x	x	0	800	300	12,000	6,000	420	652	40	Aug., 27.
447	Deerfield Academy and Dickinson High School.....	x	x	x	x	0	200	10	10,000	25,000	1,750	120	40	Sept., 1st Mon.
448	Nichols Academy.....	x	x	x	x	0	200	200	7,000	7,000			40	September 15.
449	Partridge Academy.....	x	x	x	x	0	300	50	3,000	10,000	600	375	36	March, last week.
450	Home School for Young Ladies.....	x	x	x	x	0	20	5	220,000	100,000	6,000	6,000	39	September 9.
451	Lawrence Academy.....	x	x	x	x	0	100	60	18,000	20,000		800	35	September 10.
452	Dean Academy.....	x	x	x	x	0	300	50	4,000	20,000			36	September 17.
453	Sedgwick Institute.....	x	x	x	x	0	100	0	4,000				40	September 17.
454	Prospect Hill School.....	x	x	x	x	0	100	0					40	Sept., 1st Mon.
455	The Elms.....	x	x	x	x	0	100	0	3,500	18,000	750	3,000	42	Sept., 1st Mon.
456	Hanover Academy.....	x	x	x	x	0	50	50	11,000	45,000	2,400	640	39	Aug., last Wed.
457	Derby Academy.....	x	x	x	x	0	500	0	11,000				40	September 1.
458	St. Patrick's Female Academy.....	x	x	x	x	0	500	50	3,500				44	Sept., 1st Mon.
459	Barstow School.....	x	x	x	x	0	4,000	475	18,000	11,000	750	3,000	42	Sept., 1st Mon.
460	Eaton Family School.....	x	x	x	x	0	475	80-12	18,000	11,000	750	3,000	39	Aug., last Wed.
461	Petree Academy.....	x	x	x	x	0	948	0	11,000	45,000	2,400	640	40	September 1.
462	Admiral Sir Isaac Coffin's Lancers-Artisan School.....	x	x	x	x	0	1,000	0	40,500	56,352	3,761	0	43	Aug., last Mon.
463	Friends' Academy.....	x	x	x	x	0	30		20,000	6,500	300	1,200	39	September 15.
464	Consolidated High and Putnam Schools.....	x	x	x	x	0	500	15-224	12,000	6,500	300	550	38	Aug., 3d Tues.
465	South Berkshire Institute.....	x	x	x	x	0	500		10,000			4,000	40	September 20.
466	New Salem Academy.....	x	x	x	x	0	500		10,000			680	40	Sept., 3d Wed.
467	Hillside Boarding and Day School*.....	x	x	x	x	0			42,000	20,000	1,350		38	Sept., 2d Wed.
468	Home and Day School.....	x	x	x	x	0							38	Sept., 2d Wed.
469	Sawin Academy.....	x	x	x	x	0							38	Sept., 2d Wed.

\* From Report of Commissioner of Education.  
 a Board and tuition.  
 b Receives an annual appropriation of \$500 from the State.  
 c Receives \$400 per annum from State.  
 d Suspended; report is for 1877.  
 e For non-residents.  
 f Value of apparatus.  
 g Free to residents of Braintree, Quincy, Randolph, and Haverock; \$75 per annum to others.  
 h Average charge.  
 i \$90 to residents; \$26 to non-residents.

TABLE VI.—Statistics of institutions for secondary instruction for 1878, &c.—Continued.

NOTE.—x indicates an affirmative answer; 0 signifies no or none; ..... indicates no answer.

Name.	Is drawing taught?		Is music taught?		Chemical laboratory.	Philosophical cabinet and apparatus.	Library.		Annual charge to each student for tuition.	Value of grounds, buildings, and apparatus.	Property, income, &c.			Number of weeks in scholastic year.	Scholastic year begins—
	Mechanical.	Free hand.	Vocal.	Instrumental.			Number of volumes.	Increase in the last school year.			Amount of productive funds.	Income from productive funds.	Receipts for the last year from tuition fees.		
1	19	20	21	22	23	24	25	26	27	28	29	30	31	32	33
470 Dummer Academy.....	0	0	0	0	0	0	300	0	\$7, 21	\$3, 000	\$20, 000	\$1, 000	\$250	39	Aug., 4th Tues.
471 Family and Day School for Young Ladies*.....	x	x	x	x	x	x	3, 000	0	55	20, 000	13, 000	700	350	37	September 11.
472 Hillside Home.....	x	x	x	x	x	x	6, 375	1, 200	650	154, 073	0	0	7, 000	38	September.
473 Waltham New Church School.....	x	x	x	x	x	x	1, 000	0	6400-450	5, 000	0	0	0	38	August 21.
474 Wesleyan Academy.....	x	x	x	x	x	x	420	20	6350	75, 000	3, 000	0	618, 000	38	September 1-6.
475 English and Classical School.....	x	x	x	x	x	x	800	0	150	22, 500	6, 370	520	2, 000	40	September 10.
476 Highland Military Academy.....	x	x	x	x	x	x	400	0	16, 30	25, 000	0	0	2, 400	40	Sept., 3d Wed.
477 Miss Williams' School.....	x	x	x	x	x	x	0	0	40	0	0	0	5, 432	40	Sept., 1st Mon.
478 School of Modern Languages.....	x	x	x	x	x	x	0	0	16, 30	0	0	0	0	44	Sept., 1st Mon.
479 Detroit College.....	x	x	x	x	x	x	650	6	120	50, 000	0	0	0	40	September.
480 German-American Seminary*.....	x	x	x	x	x	x	327	100	6350	8, 000	0	0	900	40	Sept., 1st Mon.
481 Mrs. Towle's School*.....	x	x	x	x	x	x	300	0	80, 30	3, 500	0	0	2, 100	30	September 10.
482 The Misses Bacon's School for Young Ladies and Children.....	x	x	x	x	x	x	135	15-27	15-27	25, 000	0	0	0	36	Sept., 1st Mon.
483 St. Mary's Academy.....	x	x	x	x	x	x	300	60	16, 24, 32	0	0	0	0	42	Sept., 1st Mon.
484 Michigan Military Academy.....	x	x	x	x	x	x	400	50	6350	90, 000	0	0	28, 451	38	September 14.
485 St. Croix Valley Academy.....	0	0	0	0	0	0	20	0	160	25, 000	0	0	800	42	September 3.
486 Caledonia Academy*.....	x	x	x	x	x	x	0	0	120	5, 000	0	0	400	40	September 1.
487 Bethelton Academy and Parish School.....	x	x	x	x	x	x	0	0	30	30, 000	0	0	1, 350	40	September 10.
488 Shattuck School.....	0	0	0	0	0	0	0	19, 22, 25	15	0	0	0	0	39	September 3.
489 Grove Lake Academy.....	x	x	x	x	x	x	0	0	0	0	0	0	0	30	Sept., 1st Tues.
490 Convent of the Blessed Sacrament.....	x	x	x	x	x	x	0	0	0	0	0	0	0	40	September 1.
491 School of the Holy Apostles.....	x	x	x	x	x	x	0	0	0	0	0	0	0	40	September 10.
492 St. Olaf's School.....	x	x	x	x	x	x	0	0	0	0	0	0	0	39	September 3.
493 Minnesota Academy.....	0	0	0	0	0	0	0	0	0	0	0	0	0	30	Sept., 1st Mon.
494 Christ Church Parish School.....	0	0	0	0	0	0	0	0	0	0	0	0	0	30	Sept., 1st Mon.

495	Recheater English and Classical School.	x	x	x	x	x	x	x	x	21	14,000	0	0	40	September 9.
496	Assumption School.	0	x	x	x	0	0	0	0	60	70,000	0	0	38	Sept., 1st Mon.
497	Delight Academy*	x	x	x	x	0	0	0	0	6150	1,500	0	0	43	September 11.
498	St. Joseph's Academy	x	x	x	x	0	0	0	0	0	0	0	0	42	Sept., 1st Mon.
499	St. Louis School.	x	x	x	x	0	0	0	0	0	0	0	0	42	September 1.
500	St. Paul Home School*	x	x	x	x	0	0	0	0	20	25,000	0	0	33	September 2.
501	Gustavus Adolphus College.	x	x	x	x	0	0	0	0	71	20,000	14,000	1,400	38	September 10.
502	Wesleyan Methodist Seminary.	x	x	x	x	0	0	0	0	20-40	5,000	0	0	40	Sept., 1st Mon.
503	Yazoo District High School	x	x	x	x	0	0	0	0	690	6,500	0	0	40	September.
504	Mt. Hermon Female Seminary*	x	x	x	x	0	0	0	0	0	0	0	0	40	September.
505	Grange High School	0	0	0	0	0	0	0	0	23-50	10,000	0	0	40	Sept., 1st Mon.
506	Granada Female College*	0	0	0	0	0	0	0	0	0	25,000	0	0	40	September 1.
507	Chalmers Institute.	0	0	0	0	0	0	0	0	20-50	2,500	0	0	40	Sept., 1st Mon.
508	Inks Female Institute	0	0	0	0	0	0	0	0	0	0	0	0	40	October 6.
509	McComb City Academy.	0	0	0	0	0	0	0	0	1,500	1,500	0	0	40	September 1.
510	Pontotoc Male Academy	0	0	0	0	0	0	0	0	20-50	5,000	0	0	40	September.
511	Savills Institute*	0	0	0	0	0	0	0	0	18,20,30,35	4,000	0	0	40	Sept., 1st Tues.
512	Vaiden Male and Female Institute.	0	0	0	0	0	0	0	0	30	20,000	0	0	40	Sept., 24 Thurs.
513	Watson Seminary.	0	0	0	0	0	0	0	0	6,310	6,000	0	0	40	September 9.
514	The Kemper Family School.	0	0	0	0	0	0	0	0	16, 24, 40	8,000	0	0	40	September 9.
515	Bellevue Collegiate Institute	0	0	0	0	0	0	0	0	150	8,000	0	0	40	September 22.
516	St. Joseph's Academy	0	0	0	0	0	0	0	0	10-35	10,000	0	0	38	September 10.
517	Grand River College.	0	0	0	0	0	0	0	0	13, 23, 33	10,000	2,000	0	37	September 2.
518	Carlton Institute.	0	0	0	0	0	0	0	0	18-60	20,000	0	0	38	June, 1st Thurs.
519	Kirkwood Seminary	0	0	0	0	0	0	0	0	18-77	5,000	0	0	40	Sept., 1st Mon.
520	Morrisville Collegiate Institute.	0	0	0	0	0	0	0	0	20, 35, 40	5,000	0	0	40	September 8.
521	Morrisville Male and Female Collegiate Institute.	0	0	0	0	0	0	0	0	32	5,000	0	0	40	September.
522	Oak Ridge High School	0	0	0	0	0	0	0	0	33	2,000	0	0	40	September 1.
523	Palmyna Seminary*	0	0	0	0	0	0	0	0	20-40	15,000	0	0	40	September 1.
524	St. Paul's College	0	0	0	0	0	0	0	0	30, 40, 50	10,000	23,000	1,400	40	Sept., 1st Mon.
525	St. Charles College	0	0	0	0	0	0	0	0	40-54	10,000	0	0	40	September 1.
526	Young Ladies' Institute	0	0	0	0	0	0	0	0	6,500	1,000	0	0	40	Sept., 1st Mon.
527	German Institute*	0	0	0	0	0	0	0	0	1,000	1,000	0	0	40	September 1.
528	Mrs. Cuthbert's Seminary	0	0	0	0	0	0	0	0	2,140	50,000	0	0	40	Sept., 21 Mon.
529	St. Patrick's Academy*	0	0	0	0	0	0	0	0	40-130	50,000	0	0	40	September 2.
530	School of the Good Shepherd.	0	0	0	0	0	0	0	0	271	3,000	0	0	40	Sept., 2d Wed.
531	Shelby High School*	0	0	0	0	0	0	0	0	20-50	3,000	0	0	40	Sept., 1st Mon.
532	Sewanee Seminary	0	0	0	0	0	0	0	0	104-21	2,000	200	20	40	Sept., 1st Mon.
533	Weanibent Christian Institute	0	0	0	0	0	0	0	0	32-60	12,000	0	0	36	September 15.
534	Brownell Hall.	0	0	0	0	0	0	0	0	0	0	0	0	40	Sept., 1st Wed.
535	St. Mary's School	0	0	0	0	0	0	0	0	0	0	0	0	39	Aug., last Tues.
536	Proctor Academy*	0	0	0	0	0	0	0	0	0	1,000	0	0	38	Aug., last Mon.
537	Atkinson Academy*	0	0	0	0	0	0	0	0	10-24	6,000	300	300	34	September 3.
538	Beede's Academic and Normal Institute.*	0	0	0	0	0	0	0	0	15	10,000	0	0	34	September 3.
539	Chester Academy	0	0	0	0	0	0	0	0	12	700	0	0	34	September 3.

\* From Report of the Commissioner of Education for 1877.  
 a Average charge.  
 b Board and tuition.  
 c Value of grounds and buildings.  
 d Per month.  
 e Partly free.  
 f Value of apparatus.  
 g Per term.  
 h Estimated.

TABLE VI.—Statistics of institutions for secondary instruction for 1878, &c.—Continued.

NOTE.—x indicates an affirmative answer; 0 signifies no or none; ..... indicates no answer.

Name.	Is drawing taught?		Is music taught?		Chemical laboratory.	Philosophical cabinet and apparatus.	Library.		Annual charge for tuition.	Value of grounds, buildings, and apparatus.	Property, income, &c.			Number of weeks in school year.	Scholastic year begins—
	Mechanical.	Free hand.	Vocal.	Instrumental.			Number of volumes.	Increase in the last school year.			Amount of productive funds.	Income from productive funds.	Receipts for the last year from tuition fees.		
1	19	20	21	22	23	24	25	26	27	28	29	30	31	32	33
Stevens High School.....	0	0	x	.....	0	x	450	25	\$21	\$30,000	\$10,000	\$700	\$174	39	Sept., 1st week.
Colebrook Academy.....	0	0	0	x	0	x	0	0	15	4,000	1,200	72	600	22	September 1.
Contraoook Academy.....	0	0	0	x	0	0	0	0	.....	.....	.....	0	.....	20	Aug., last week.
Deering High School.....	0	0	0	.....	0	0	0	0	.....	.....	.....	.....	.....	.....	.....
Pinkerton Academy.....	0	0	0	.....	0	x	350	0	21	5,000	20,000	1,200	725	40	August 25.
Franklin Academy.....	0	0	0	.....	0	x	700	20	25	10,000	6,000	400	.....	40	September.
Pennacook Academy.....	0	x	0	x	x	x	80	3	18, 21	20,000	11,000	485	897	39	Aug., last Tues.
Francestown Academy.....	0	x	0	x	x	x	340	3	18, 21	1,900	5,000	500	675	35	Aug., last Tues.
Gilmanston Academy.....	0	0	0	0	0	0	1,000	25	15	10,000	5,000	500	530	36	Aug., 2d Tues.
Bramlett Academy.....	0	0	0	0	0	0	90	40	18	5,000	0	0	.....	38	Sept., 1st Wed.
Hillsborough Bridge Union School and Valley Academy.....	0	x	x	.....	0	0	.....	.....	10, 12	4,000	0	0	.....	39	August 27.
Kingston Academy.....	0	0	0	0	0	x	.....	.....	24	5,150	2,000	150	1,000	40	Sept., 1st Mon.
Lancaster Academy.....	0	0	0	0	0	x	.....	.....	20	2,000	2,000	1,000	1,000	39	Sept., 1st Mon.
Naahna Literary Institution.....	0	0	0	0	0	x	4,000	24	17 1/2-34	5,000	0	0	300	43	August 25.
New Hampton Literary Institution.....	0	0	0	0	0	x	500	24	.....	30,000	600	3,907	.....	37	September 20.
Appleton Academy.....	x	x	x	x	x	x	500	30	15-25	15,000	25,000	1,500	600	39	September 20.
North Conway Academy.....	x	x	x	x	0	x	500	30	15-25	2,000	600	30	450	39	Sept., 1st Wed.
Coe's Northwood Academy.....	x	x	x	x	0	x	500	30	15-25	1,000	700	42	700	39	September 1.
Northwood Seminary.....	0	0	0	0	0	0	300	18	15-18	5,000	478	744	.....	33	Sept., 1st Wed.
Pennacook Academy.....	0	0	0	0	0	x	750	21	17 1/2-31	5,200	478	.....	.....	37	Aug., 3d Tues.
Miss Morgan's English, French, and German School for Young Ladies.....	x	x	x	x	0	x	.....	.....	100	20,000	0	0	.....	40	Sept., 4th Wed.
Smith's Academy and Commercial College.....	x	x	.....	.....	.....	x	300	.....	15, 27	8,000	10,000	525	.....	40	Sept., 1st Mon.
McGaw Normal Institute.....	0	0	0	0	x	x	0	0	3-4	4,000	5,000	300	.....	38	Sept., 1st Mon.
Dearborn Academy.....	0	0	0	0	0	x	0	0	.....	.....	.....	.....	33	September 1.	



	0	x	x	0	0	0	0	0	0	0	600	(c)	4,200	250	16
564 Bernard Academy*	x	x	x	x	x	x	x	x	x	x	600	18-30	4,200	250	16
565 New Hampshire Conference Seminary and Female College.	0	x	x	x	x	x	x	x	x	x	600	25,000	600	39	
566 Simond's Free High School.	0	0	0	0	0	0	0	0	0	0	200	11,000	1,350	85	
567 Tubbs' Union Academy	0	0	0	0	0	0	0	0	0	0	200	1,500	90	13	
568 School of Practice	0	x	x	x	x	x	x	x	x	x	200	5,000	0	40	
569 Trinity Hall	x	x	x	x	x	x	x	x	x	x	2	20-40	2,625	40	
570 Blair Presbyterian Academy	x	x	x	x	x	x	x	x	x	x	500	20-50	2,250	40	
571 New Jersey Collegiate Institute.	x	x	x	x	x	x	x	x	x	x	220	20,000	3,000	42	
572 South Jersey Institute	x	x	x	x	x	x	x	x	x	x	60	40,50	0	40	
573 West Jersey Academy f	x	x	x	x	x	x	x	x	x	x	800	20,000	0	42	
574 Brainerd Institute.	x	x	x	x	x	x	x	x	x	x	32	10,000	0	40	
575 Jefferson Park Academy	x	x	x	x	x	x	x	x	x	x	25	40-100	0	40	
576 Misses Hayward's English and French School for Young Ladies.	x	x	x	x	x	x	x	x	x	x	575	10,000	0	40	
577 The Elizabeth Institute	x	x	x	x	x	x	x	x	x	x	450	20,000	0	40	
578 English and Classical School	0	0	0	0	0	0	0	0	0	0	11	20,000	0	40	
579 Freshford Institute.	0	0	0	0	0	0	0	0	0	0	203	50-80	0	40	
580 Hackensack Academy	0	0	0	0	0	0	0	0	0	0	3,000	80-100	50,000	0	
581 Centenary Collegiate Institute	0	x	x	x	x	x	x	x	x	x	0	200,000	0	42	
582 Young Ladies' Seminary	0	x	x	x	x	x	x	x	x	x	0	42	0	39	
583 German-American School	0	x	x	x	x	x	x	x	x	x	0	8,000	0	39	
584 Hoboken Academy	x	x	x	x	x	x	x	x	x	x	0	20-42	805	40	
585 Martha Institute*	x	x	x	x	x	x	x	x	x	x	0	18,354	0	44	
586 Young Ladies' Institute	x	x	x	x	x	x	x	x	x	x	700	25,000	0	44	
587 Hopewell Seminary*	x	x	x	x	x	x	x	x	x	x	300	20,000	0	44	
588 Jamesburg Institute	x	0	0	0	0	0	0	0	0	0	23	20,000	0	40	
589 Hasbrouck Institute.	x	x	x	x	x	x	x	x	x	x	50	40,50,60	885	40	
590 Classical and Commercial High School.	x	x	x	x	x	x	x	x	x	x	0	60-100	2,200	40	
591 Lawrenceville Female Seminary	0	0	0	0	0	0	0	0	0	0	2,000	15,000	9,500	40	
592 Glenwood Institute.	0	0	0	0	0	0	0	0	0	0	2,000	40,000	0	38	
593 St. Stephen's School	0	0	0	0	0	0	0	0	0	0	1,250	45	9,000	38	
594 Hillside Cottage Seminary	0	x	x	x	x	x	x	x	x	x	50	24-60	10,000	40	
595 Select High School	0	x	x	x	x	x	x	x	x	x	50	48-80	7,000	40	
596 Boarding School for Boys f	0	x	x	x	x	x	x	x	x	x	0	25,000	0	40	
597 Miss E. Elizabeth Dana's Boarding and Day School for Young Ladies and Children.	0	x	x	x	x	x	x	x	x	x	400	250-000	25,000	40	
598 Miss Longwell's Seminary	x	x	x	x	x	x	x	x	x	x	0	45	9,000	38	
599 Mt. Holly Boys' Academy	x	x	x	x	x	x	x	x	x	x	200	10,000	0	40	
600 First German Presbyterian School.	x	x	x	x	x	x	x	x	x	x	25	40-60	4,000	39	
601 Cedar Grove, Boarding and Day School for Young Ladies.	x	x	x	x	x	x	x	x	x	x	65	30	8,000	40	
602 Mrs. Parks' Seminary for Young Ladies.	0	x	x	x	x	x	x	x	x	x	300	48-80	0	40	
603 Newton Collegiate Institute	x	x	x	x	x	x	x	x	x	x	200	20-50	0	40	

f Not in session this year.  
g Value of apparatus.  
h Average charge.

c This is an endowed free school.  
d Free to residents.  
e Board and tuition.

\* From Report of Commissioner of Education for 1877.  
f For non-residents.  
g School not in session at present.

TABLE VI.—Statistics of institutions for secondary instruction for 1878, &c.—Continued.

NOTE.—x indicates an affirmative answer; 0 signifies no or none; .... indicates no answer.

Name.	Is drawing taught?		Is music taught?		Chemical laboratory.	Philosophical cabinet and apparatus.	Library.		Annual charge for tuition.	Property, income, &c.				Number of weeks in scholastic year.	Scholastic year begins—
	Mechanical.	Free hand.	Vocal.	Instrumental.			Number of volumes.	Increase in the last school year.		Value of grounds, buildings, and apparatus.	Amount of productive funds.	Income from productive funds.	Receipts for the last year from tuition fees.		
1	19	20	21	22	23	24	25	26	27	28	29	30	31	32	33
604 Passaic Classical School.....	0	x	x	x	0	0	230	.....	847	\$7,000	.....	.....	.....	40	September 10.
605 Passaic Falls Institute.....	0	x	x	x	x	x	600	.....	50,74.98	.....	.....	.....	\$1,185	40	September.
606 Tallman Seminary.....	0	x	x	x	0	0	600	25	.....	10,000	.....	.....	.....	40	September 17.
607 Trenchard Institute.....	x	x	x	x	0	x	2,500	.....	150	30,000	.....	.....	.....	44	September 1.
608 North Plainfield Seminary for Young Ladies.	.....	.....	.....	.....	.....	.....	500	.....	60,120	.....	.....	.....	.....	40	September.
609 Select School.....	0	x	0	0	0	0	500	200	32-40	2,500	.....	.....	1,000	40	Sept., 21 Wed.
610 Seminary at Kingoes.....	.....	.....	.....	x	.....	.....	800	6	30	10,000	.....	.....	.....	42	September 1.
611 Union Academy.....	.....	.....	.....	x	x	x	.....	.....	24-27	.....	.....	.....	.....	39	September.
612 Miss Sarah R. Madew's School.....	.....	.....	x	x	0	0	0	.....	60-121	.....	.....	.....	.....	40	Sept., 31 week.
613 Summit Institute.....	.....	x	x	x	x	x	350	.....	10-15	.....	.....	.....	2,650	40	September 12.
614 Trenton Academy.....	.....	.....	.....	x	x	x	.....	.....	32	20,000	.....	.....	1,183	40	September 3.
615 Yehland Institute.....	.....	.....	x	x	0	0	.....	.....	25	.....	.....	.....	500	40	September 9.
616 Home Boarding School for Boys and Young Men.	.....	x	.....	.....	0	0	200	20	100	.....	.....	.....	.....	40	September.
617 Hungerford Collegiate Institute.....	x	x	x	x	x	x	1,000	0	27-40	50,000	0	0	3,100	39	September 2.
618 Albany Academy.....	0	0	0	0	x	x	1,200	0	20-38	100,000	6,000	2,100	1,200	41	Sept., 1st Mon.
619 English, French, and Classical Institute.	.....	.....	.....	.....	.....	.....	.....	.....	.....	.....	.....	.....	.....	.....	.....
620 Albion Academy.....	.....	.....	.....	.....	.....	.....	529	.....	.....	87,500	.....	.....	530	.....	.....
621 Alfred University (academic department). <sup>b</sup>	.....	.....	.....	.....	.....	.....	5,670	.....	.....	.....	.....	.....	23,213	.....	.....
622 Almond Academy.....	.....	x	.....	x	x	x	150	.....	.....	10,650	.....	.....	715	.....	.....
623 Amenia Seminary.....	.....	x	x	x	x	x	1,000	.....	30	.....	.....	.....	2,000	39	September 3.
624 Amsterdam Academy and Female Seminary.	x	x	x	x	x	x	1,700	800	63	40,000	0	0	.....	42	September 3.
625 Ives Seminary.....	.....	x	x	x	x	x	500	.....	21-33	40,000	.....	.....	1,820	30	August 28.
626 Argyle Academy.....	x	0	0	x	0	x	932	2	20-26	3,752	.....	.....	725	40	August 1.
627 Augusta Academy.....	.....	.....	.....	.....	x	x	221	.....	24	3,152	.....	.....	.....	42	October 1.

	2,766	3	24-32	17,341	5,800	414	1,150	Sept. 21 Tues
628 Cayuga Lake Academy.....	400	0	40	2,000	0	0	715	Sept. 8.
629 Bay View Institute.....	0	0	30-50	6,985	0	c874	2,500	Sept. 8.
630 Bedford Academy.....	453	0	30	20,000	25,000	1,200	2,500	July 17.
631 Genesee Valley Seminary <sup>b</sup> .....	840	3	30	3,236	0	c500	46,882	40
632 Union Academy of Belleville.....	82	39	110	e174,838	0	0	40,086	40
633 Brookfield Academy <sup>b</sup> .....	(c)	0	0	0	0	0	4,000	40
634 Academic Department of Brook- lyn Collegiate and Polytechnic Institutes.....	902	20	40-160	136,655	0	0	3,835	40
635 Adelphi Academy.....	0	0	15-25	0	0	0	16,000	40
636 Chénévère Institute.....	300	20	100-200	0	0	0	1,000	40
637 College Grammar School.....	0	0	3*-60	10,000	0	0	1,200	40
638 Collébian Institute <sup>a</sup> .....	0	0	10-15	0	0	0	1,200	40
639 Dr. H. Meiler's English, German, and French Academy.....	600	0	32-100	0	0	0	1,200	40
640 Female Institution of the Visitation Friends' Seminary <sup>a</sup> .....	0	0	0	0	0	0	3,622	40
641 German, English, and French In- stitutes.....	0	0	0	0	0	0	1,000	39
642 Juvenile High School <sup>a</sup> .....	0	0	0	100,000	0	0	9,569	42
643 Lafayette Academy.....	1,000	100	40-120	60,000	0	0	736	42
644 Professor Davison's Institute.....	814	119	100	1,000	0	0	482	40
645 St. Mary's School.....	1,300	15	40	12,000	0	0	1,200	40
646 Buffalo Practical School.....	400	0	24-30	17,000	13,868	972	3,622	40
647 Euclid School.....	3,000	0	24-32	60,000	2,500	150	1,000	39
648 Canastota Academy.....	400	0	a235	55,000	0	0	9,569	38
649 Drew Seminary and Female College Chippewa Mountain Institute.....	350	3	163-24	4,971	0	0	736	42
650 Cinelunata Academy.....	300	50	250	6,255	3,000	c2,004	482	40
651 Clarence Classical Union School <sup>b</sup> .....	3,000	30	40-80	2,000	0	0	1,200	40
652 Clifton Springs Seminary.....	250	30	20-40	27,638	0	c2,706	6,682	40
653 Clinton Grammar School.....	1,647	0	28	10,000	0	0	2,500	38
654 Clinton Liberal Institute <sup>b</sup> .....	2,000	0	a300	20,000	0	0	0	38
655 Cottage Seminary <sup>a</sup> .....	1,050	20	25,28	30,000	55,000	8,850	0	40
656 Dwight's Home School for Young Ladies.....	180	20	0	75,000	0	0	0	49
657 Houghton Seminary.....	900	0	a500	10,000	0	0	0	October
658 Leeman's Institute.....	200	0	15-40	4,147	0	0	0	40
659 Poppenhusen Institute.....	150	20	24-30	25,000	0	0	3,000	42
660 Cornwall Heights School.....	700	6	98	85,000	1,500	105	1,808	42
661 Coxsackie Academy <sup>a</sup> .....	1,500	6	7/4	15,000	0	0	1,200	39
662 Deansville Seminary <sup>a</sup> .....	608	6	194	6,850	0	c58	0	40
663 Deansville Academy.....	62	0	0	0	0	0	0	40
664 Delaware Academy.....	0	0	0	0	0	0	0	40
665 Annona Academy.....	0	0	0	0	0	0	0	40
666 East Humbergh Friends' Institute <sup>b</sup> .....	0	0	0	0	0	0	0	40

<sup>a</sup> Income from all sources except tuition.  
<sup>b</sup> Not in session this year.  
<sup>c</sup> Academic and collegiate departments are in same build-  
ing, and use same apparatus and library.  
<sup>d</sup> Average charge.  
<sup>e</sup> Per term.

<sup>a</sup> From Report of the Commissioner of Education for 1877.  
<sup>b</sup> On Board and tuition.  
<sup>c</sup> From the Dist Regents' Report; this information is for  
1877, being the latest received.

TABLE VI.—Statistics of institutions for secondary instruction for 1878, &c.—Continued.

NOTE.—x indicates an affirmative answer; 0 signifies no or none; ..... indicates no answer.

Name.	Is drawing taught?		Is music taught?		Chemical laboratory.	Philosophical cabinet and apparatus.	Library.		Annual charge for tuition.	Property, income, &c.				Number of weeks in scholastic year.	Scholastic year begins—
	Mechanical.	Free hand.	Vocal.	Instrumental.			Number of volumes.	Increase in the last school year.		Value of grounds, buildings, and apparatus.	Amount of productive funds.	Income from productive funds.	Receipts for the last year from tuition fees.		
1	19	20	21	22	23	24	25	26	27	28	29	30	31	32	33
Friends' Seminary of Easton*.....			x	x	0	x	400	200	\$15-30	\$14,000	0	\$0	\$800	39	September 2.
Rural Seminary.....	0	0	x	x	0	x	600	0	12-31½	5,000	0	\$1,317	2,863	40	September 15.
Starkey Seminary a.....	x		x	x	x	x	1,543	0	21, 24	20,507	12,000	825	1,124	40	August.
Manro Collegiate Institute.....			x	x			850	0		22,800	0	53,876	1,750	40	August.
Fairfield Academy a.....			x	x	x	x	1,550	40	40	21,520	0	8,000	1,800	42	April 9.
Fergusonville Academy.....			x	x	x	x	600	40		8,000	0	8,450	1,503	40	September 4.
Erasmus Hall Academy a.....			x	x	x	x	2,755	4	20, 25, 30	26,422	20,000	1,400	1,503	40	September 4.
S. S. Seward Institute.....			x	x	x	x	229	80		40,000	0	0	0	40	September 4.
Fincham Institute.....	x		x	x	x	x	5,000	600	27-36	40,000	50,000	3,500	2,117	42	September.
Delaware Literary Institute.....	x		x	x	x	x	500	0	10-17	25,000	0	6430	0	40	Aug. last Tues.
Ten Broeck Free Academy.....			x	x	x	x	685	0		10,161	0	0	0	39	August 20.
Friendship Academy a.....			x	x	0	0	730	0	27	22,802	0	0	0	40	September 1.
Falley Seminary.....	0	0	x	x	0	0	0	0	50-100	0	0	0	0	40	September 10.
St. Mary's School.....	x		x	x	0	0	300	2	300	6,897	2,713	180	12,000	40	Sept., 2d Mon.
St. Paul's Cathedral School.....	x		x	x	0	0	471	2	c24	6,897	2,713	180	12,000	39	August 1.
Gilbertsville Academy and Collegiate Institute.....	0		x	x	0	0	0	0		6,897	2,713	180	12,000	39	August 1.
Elmwood Seminary, Commercial and Select School.....			x	x			500	0		6,000	0	0	1,850	40	Sept., 1st Mon.
Glen's Falls Academy.....	x		x	x	x	x	500	0	40	12,000	0	0	3,735	40	September 4.
Goeben Institute.....	x		x	x	x	x	1,700	15	c11	85,000	16,000	1,120	1,900	40	September 8.
Gouverneur Wesleyan Seminary.....			x	x	x	x	350	0	30	3,000	0	6330	700	39	June.
Greenville Academy a.....	x		x	x			3,000	30	20	35,000	15,000	900	0	39	September 10.
Hartwick Seminary.....	x		x	x	x	x	250	0	30	4,000	0	0	0	42	September 1.
Hempstead Institute.....	x		x	x	x	x	300	25	c230-350	12,000	0	0	0	40	May 1.
Montezuma Seminary.....	x		x	x	x	x	236	44	c268	12,000	0	0	0	40	July 1.
Hudson Academy.....	x		x	x	x	x	236	44	32-40	10,000	0	0	2,100	40	Sept., 1st Mon.
Hudson Young Ladies' Seminary.....	x		x	x	x	x	236	44		10,000	0	0	2,100	40	Sept., 1st Mon.

671 672 673 674 675 676 677 678 679 680 681 682 683 684 685 686 687 688 689 690 691 692 693 694 695 696













TABLE VI. — Statistics of institutions for secondary instruction for 1878, *ft.* — Continued.

NOTE. — x indicates an affirmative answer; 0 signifies no or none; .... indicates no answer.

Name.	Is drawing taught?		Is music taught?		Chemical laboratory.	Philosophical cabinet and apparatus.	Library.		Annual charge for tuition.	Property, income, &c.				Number of weeks in school year.	Scholastic year begins —	
	Mechanical.	Free hand.	Vocal.	Instrumental.			Number of volumes.	Increase in the last school year.		Value of grounds, buildings, and apparatus.	Amount of productive funds.	Income from productive funds.	Receipts for the last year from tuition fees.			
																19
873 Cleveland Academy.....	x	x	x	x	x	x	50	0	\$5.20	\$25,000	0	0	0	0	40	September 10.
874 St. Mary's Institute.....	x	x	x	x	x	x	800	0	0	200,000	0	0	0	0	43	Sept., 1st Mon.
875 Ewington Academy.....	0	0	0	0	0	0	0	0	0	1,500	0	0	0	0	48	Sept., 1st Mon.
876 Galia Academy.....	0	x	x	x	0	0	300	50	9.24	17,000	0	0	0	0	36	Sept., 1st Mon.
877 Harcourt Place Academy.....	0	x	x	x	0	0	0	0	64.00	13,000	\$11,000	550	\$5,765	40	Sept., 1st Wed.	
878 Germantown Institute 6.....	0	0	x	x	0	0	300	25	85	10,000	0	0	0	40	Sept., 1st Thurs.	
879 Goshen Seminary.....	0	0	x	x	0	0	1,400	0	27 1/2	3,000	0	0	0	36	August 20.	
880 Green Town Academy.....	0	0	x	x	0	0	0	0	23	10,000	0	0	0	40	August 1.	
881 Harlem Springs Academy.....	0	0	x	x	0	0	50	0	18	2,000	0	0	0	26	August 21.	
882 Hartford Academic Institute.....	0	x	x	x	0	0	0	0	25-30	8,000	0	0	0	42	Sept., 1st Tues.	
883 Vermillion Institute.....	0	x	x	x	0	0	1,200	0	40	2,000	0	0	0	33	September 1.	
884 Hopedale Normal School.....	0	x	x	x	0	0	0	0	15-18	2,500	0	0	0	42	August, last Mon.	
885 Atwood Institute.....	0	x	x	x	0	0	0	0	21	2,500	0	0	0	36	September.	
886 Lexington Male and Female Seminary.....	0	0	x	x	0	0	0	0	15	5,000	0	0	0	38	Sept., 1st week.	
887 Madison Seminary.....	0	0	0	0	0	0	300	0	30	0,000	0	0	0	39	Sept., 1st Mon.	
888 Morning Sun Academy.....	0	0	0	0	0	0	60	80	23	5,000	0	0	0	40	Sept., 1st Mon.	
889 Goddson Academy.....	x	x	x	x	x	x	0	0	12-36	20,000	9,000	600	1,880	39	August 3d Tues.	
890 New Hagerstown Academy.....	x	x	x	x	x	x	300	0	24 1/2-32 1/2	33,000	0	0	0	40	September.	
891 Poland Union Seminary.....	x	x	x	x	x	x	0	0	65	33,000	0	0	0	39	September.	
892 Portsmouth Young Ladies' Seminary.....	x	x	x	x	x	x	0	0	0	0	0	0	0	40	Sept., 1st Mon.	
893 Ursuline Academy for Young Ladies.....	x	x	x	x	x	x	500	0	24	2,300	180	0	0	40	August 20.	
894 Savannah Male and Female Academy.....	0	0	x	x	x	x	0	0	0	4,000	0	0	0	40	September.	
895 Starr's Institute.....	0	0	x	x	0	0	700	100	25	20,000	0	0	0	42	August 5.	
896 Smithville High School.....	0	0	x	x	0	0	0	0	75	15,000	0	0	0	40	Sept., 1st Mon.	
897 Springfield Seminary.....	x	x	x	x	x	x	0	0	0	0	0	0	0	40	Sept., 1st Mon.	



TABLE VI.—Statistics of institutions for secondary instruction for 1878, &c.—Continued.

NOTE.—x indicates an affirmative answer; 0 signifies no or none; .... indicates no answer.

Name.	In drawing taught?			Is music taught?		Chemical laboratory.	Philosophical cabinet and apparatus.	Library.		Annual charge to each student for tuition.	Property, income, &c.				Number of weeks in school year.	Scholarship year begins—
	Mechanical.	Free hand.	Vocal.	Instrumental.	Number of volumes.			Increase in the last school year.	Value of grounds, buildings, and apparatus.		Amount of productive funds.	Income from productive funds.	Receipts for the last year from tuition fees.			
1	19	20	21	22	23	24	25	26	27	28	29	30	31	32	33	
941 Eldersridge Academy for Males and Females.	0	0	0	0	0	0	0	25	\$20-30	\$1,000	\$0	\$0	\$775	40	Sept., 1st Mon.	
942 St. Benedict's Academy	x	x	x	x	0	0	0	160	25-30	20,000	0	0	2,000	40	Sept., 1st Mon.	
943 Keystone Academy	x	x	x	x	x	0	0	140	35-65	10,000	0	0	800	40	Sept., 2d Mon.	
944 Collegiate Institute	x	x	0	0	0	x	0	0	50-200	64,000	0	0	0	40	Sept., 1st week.	
945 Friends' Graded School	x	x	x	x	x	x	0	0	50-200	80,000	0	0	0	40	Sept., 2d week.	
946 Friends' School	x	x	x	x	x	x	0	0	40	20,000	0	0	0	40	Sept., 1st Mon.	
947 Female Seminary	x	x	x	x	x	x	0	0	40	12,000	0	0	0	40	Sept., 1st Mon.	
948 Hollidaysburg Young Ladies Seminary.	x	x	x	x	x	x	0	0	40	12,000	0	0	0	40	Sept., 1st Mon.	
949 Eclectic Institute.	x	x	x	x	x	x	0	0	40	4,000	0	0	0	40	Sept., 1st Mon.	
950 Martin Academy	x	x	x	x	x	x	0	0	40	4,000	0	0	0	40	Sept., 1st Mon.	
951 Leeburg Lutheran Academy	x	x	x	x	x	x	0	0	40	2,500	0	0	0	40	Sept., 2d Mon.	
952 Linden Hall Seminary	x	x	x	x	x	x	0	0	40	2,500	0	0	0	40	Sept., 2d Mon.	
953 Little Academy	x	x	x	x	x	x	0	0	40	10,000	0	0	0	40	Sept., 1st week.	
954 Greenwood Seminary	x	x	x	x	x	x	0	0	40	12,000	0	0	0	40	Sept., 2d week.	
955 Cedar Hill Seminary	x	x	x	x	x	x	0	0	40	20,000	0	0	0	40	Sept., 2d week.	
956 Cedar Hill Seminary, Classical and Scientific Institute.	x	x	x	x	x	x	0	0	40	20,000	100	0	1,400	40	Sept., 1st Mon.	
957 Laird Institute	x	x	x	x	x	x	0	0	40	2,500	0	0	1,500	40	September 3.	
958 Nazareth Hall	x	x	x	x	x	x	0	0	40	2,500	0	0	900	40	September 3.	
959 Tremonth Seminary	x	x	x	x	x	x	0	0	40	10,000	0	0	0	40	August 12.	
960 Lake Shore Seminary	x	x	x	x	x	x	0	0	40	12,000	0	0	0	40	Sept., 1st Mon.	
961 Penn Hall Academy	0	0	0	0	0	0	0	0	20-32	45,000	0	0	700	40	August 27.	
962 Academy of the Protestant Episcopal Church.	x	x	x	x	x	x	0	0	100	0	0	0	0	40	October 15.	
963 Agnes Irwin's School	x	x	x	x	x	x	0	0	40	4,850	0	0	880	40	October 20.	
964 Aldine English and Classical Institute.	x	x	x	x	x	x	0	0	40	40,000	0	0	9,000	40	Aug., last Wed.	
tata.	x	x	x	x	x	x	0	0	40	40,000	0	0	0	40	Sept., 2d Tues.	
	x	x	x	x	x	x	0	0	40	45,000	0	0	0	40	Sept., 2d Tues.	
	x	x	x	x	x	x	0	0	40	45,000	0	0	0	40	August 27.	
	x	x	x	x	x	x	0	0	40	100	0	0	0	40	October, last Mon.	
	x	x	x	x	x	x	0	0	40	100	0	0	0	40	September 15.	
	x	x	x	x	x	x	0	0	40	100	0	0	0	40	Sept., 3d Thurs.	
	x	x	x	x	x	x	0	0	40	100	0	0	0	40	September.	

965	Broad Street Academy	0	x	0	0	4,000	100	80, 90, 130	30,000	0	0	9,000	40	Sept., 1st week.
966	Classical Institute	x	0	0	0	0	0	75-100	5,000	0	0	7,000	42	Sept., 3d Mon.
967	Friends' Central School*	x	0	0	x	x	x						41	Sept., 1st Mon.
968	Friends' Girard Avenue School	0	x	0	0	0	0		40,000	0	0	2,200	41	Sept., 2d week.
969	Friends' School	0	x	0	0	700		14, 18, 20	20,000	45,000	2,550	954	40	September 8.
970	Friends' Select School*	0	0	0	x	x	x	30-60				4,992	40	Sept., 2d week.
971	Friends' Select School for Boys	0	0	0	x	x	x	18-60				0	42	September 1.
972	Friends' Select School for Girls	0	0	0	x	x	x	80, 100	3,000, 000	500,000	0	0	48	Sept., 2d Mon.
973	Girard College for Orphans	x	x	x	x	6,821	295	35, 45					40	Sept., 2d Mon.
974	La Grange School	x	x	x	x			40-125					40	January 1.
975	Langton Select Academy	x	x	x	x									
976	Logan Square Seminary for Young Ladies	x	x	x	x	1,000	30	1-50				6,000	40	September.
977	Miss Anabic's School for Young Ladies	x	x	x	x			80-80				1,100	40	Sept., 2d Mon.
978	Miss D. R. Burt's School	x	x	x	x			100					40	Sept., 2d Wed.
979	Miss Laird's Seminary for Young Ladies*	x	x	x	x	200	40	40-100					40	September 22.
980	Philadelphia Seminary	x	x	x	x			130				15,000	40	Sept., 2d Wed.
981	R. S. Ashbridge's School for Girls	x	0	0	x	x	x	50-80					40	September 16.
982	Rittenhouse Academy	x	x	x	x			50-125	30,000			1,800	39	Sept., last week.
983	Rugby Academy	x	x	x	x								40	September.
984	S. W. Jaenney and Sisters' Select School.	x	0	0	0	40	15	100	20,000	0	0	10,000	38	September 20.
985	St. Sauveur French and English School for Young Ladies	x	x	x	x	700	200	40-125					40	
986	School for Young Ladies	0	x	0	x									
987	School for Young Ladies*	x	x	x	x									
988	School for Young Ladies*	x	x	x	x									
989	Seminary for Young Ladies and Little Girls.	x	x	x	x									
990	Supplice Institute	x	x	x	x									
991	West Chestnut Street Institute	x	0	0	0			50-100				1,865	40	September 17.
992	West Chestnut Street Seminary	x	0	0	0			80-100	50,000	50,000	3,000	7,192	35	September 29.
993	William Penn Charter School	x	0	0	0			15-80					40	September 16.
994	Young Ladies' Academy and Select School for Children.	x	x	x	x								43	Sept., 1st Mon.
995	Young Ladies' Academy, Mt. St. Joseph.*	x	x	x	x	2,000	50	200	100,000				41	Sept., 1st Mon.
996	Classical Academy	x	x	x	x			80				2,500	40	September 1.
997	Alry View Academy	x	x	x	x			30	6,000			650	40	September 2.
998	Cottage Seminary for Young Ladies	x	x	x	x	550	25	50	25,000			2,500	40	Sept., 2d Thurs.
999	Reid Institute	x	x	x	x	1,000	30	24	35,000	50,000	1,000	1,920	40	September.
1000	Clarion Collegiate Institute	x	x	x	x	50	21	4,000	4,000			500	40	January 1.
1001	Merrill's Academic School	x	x	x	x	245	23	60	10,000	0	0	4,384	40	Sept., 1st Mon.
1002	Classical department of Missionary Institute.	x	x	x	x	2,800		730	10,000	0	0		37	Aug., 3d Thurs.
1003	Sewickley Academy	x	x	x	x			48, 60	12,000				44	September.
1004	Academy of the Holy Child Jesus.	x	x	x	x	800								Sept., 1st Mon.

\* From Report of the Commissioner of Education for 1877.  
 a Value of building.  
 b Board and tuition.  
 c School closed at present.  
 d Average charge.  
 e Value of apparatus.  
 f Friends, free; others, \$40 per annum.

TABLE VI.—Statistics of institutions for secondary instruction for 1878, &c.—Continued.

NOTE.—x indicates an affirmative answer; 0 signifies no or none; ..... indicates no answer.

Name.	Is drawing taught?		Is music taught?		Chemical laboratory.	Philosophical cabinet and apparatus.	Library.		Annual charge to each student for tuition.	Value of grounds, buildings, and apparatus.	Property, income, &c.			Number of weeks in scholastic year.	Scholastic year begins—
	Mechanical.	Free band.	Vocal.	Instrumental.			Number of volumes.	Increase in the last school year.			Amount of productive fund.	Income from productive fund.	Receipts for the last year from tuition fees.		
1	19	20	21	22	23	24	25	26	27	28	29	30	31	32	33
1005 Cheltenham Academy .....	x	x	x	x	x	0	300	50	\$400	\$40,000	.....	.....	.....	40	September 15.
1006 Stewartstown English and Classical Institute.*	0	0	x	x	x	x	30-40	.....	30-40	2,400	.....	.....	\$20,500	40	September.
1007 Westown Boarding School .....	x	x	0	0	x	x	3,100	100	\$160	.....	.....	.....	.....	44	November.
1008 Tonghkenamon Boarding School .....	x	x	x	x	x	x	250	.....	.....	25,000	.....	.....	2,300	40	August 25.
1009 Susquehanna Collegiate Institute.	x	x	x	x	x	x	200	.....	.....	13,000	.....	.....	2,700	40	Sept., 1st Mon.
1010 Washington Hall Collegiate Institute.	x	x	x	x	0	x	1,493	100	\$200-275	.....	\$0	.....	.....	38	August 23.
1011 Hamiltonian Institute .....	0	0	x	x	0	x	200	20	53	10,000	.....	.....	2,120	40	Sept., 1st Mon.
1012 Unionville Academy .....	0	0	x	x	0	x	52	0	0	4,000	0	.....	750	32	Oct., 1st Mon.
1013 Darlington Seminary for Young Ladies.	x	x	x	x	x	x	500	40	40	25,000	.....	400	.....	40	September 22.
1014 Miss Smith's Family and Day School.	x	x	x	x	0	0	.....	.....	45-100	.....	.....	.....	800	40	Sept., 3d Wed.
1015 Home School for Girls .....	x	x	x	x	x	x	500	100	40-100	.....	.....	.....	.....	40	September 17.
1016 Lucretia M. B. Mitchell's School for Girls.	.....	.....	.....	.....	.....	.....	.....	.....	60	.....	.....	.....	.....	40	Sept., 3d week.
1017 West Philadelphia Academy .....	x	x	x	x	x	x	2,500	.....	100	75,000	.....	.....	.....	40	September 20.
1018 Williamsport Dickinson Seminary.	0	x	0	0	x	x	36	.....	20-40	10,000	.....	.....	1,500	40	Sept., 1st Mon.
1019 York County Academy .....	0	x	0	0	x	x	.....	.....	36	10,000	6,000	875	.....	40	Aug., 4th Mon.
1020 Prince's Hill Family and Day School.	x	x	x	0	0	x	525	25	\$300	8,000	0	0	.....	40	Sept., 1st Mon.
1021 Family and Day School for Girls.	x	x	x	x	0	0	1,500	.....	300	.....	.....	.....	.....	36	Sept., last Thurs.
1022 William Smith's School .....	0	0	0	0	0	0	800	40	.....	.....	.....	.....	.....	40	Sept., 1st week.
1023 Island High School .....	x	x	x	x	x	x	.....	.....	.....	75,000	.....	.....	.....	40	Sept., 1st Wed.
1024 Female Academy of the Sacred Heart.	x	x	x	x	x	x	150	.....	\$200	.....	.....	.....	.....	40	September 3.
1025 Friends' New England Boarding School.	x	.....	.....	x	x	x	3,000	100	150	500,000	125,903	8,552	\$37,314	40	.....



TABLE VI.—Statistics of institutions for secondary instruction for 1878, &c.—Continued.

NOTE.—x indicates an affirmative answer; 0 signifies no or none; ..... indicates no answer.

Name.	Is drawing taught?				Is music taught?		Chemical laboratory.	Philosophical cabinet and apparatus.	Library.		Annual charge to each student for tuition.	Value of grounds, buildings, and apparatus.	Property, income, &c.			Number of weeks in scholastic year.	Scholastic year begins—
	Mechanical.	Free hand.	Vocal.	Instrumental.	Number of volumes.	Increase in the last school year.			Amount of productive fund.	Income from productive fund.			Receipts for the last year from tuition fees.				
1	19	20	21	22	23	24	25	26	27	28	29	30	31	32	33		
1005 Cheltenham Academy .....	x	x	x	x	x	0	300	50	e\$400	\$40,000	.....	.....	.....	40	September 16.		
1006 Stewarttown English and Classical Institute.	0	0	x	x	x	0	2,100	100	30-40	2,400	.....	.....	.....	40	September.		
1007 Westtown Boarding School.....	x	x	0	0	x	x	250	.....	e160	.....	.....	.....	.....	44	November.		
1008 Touhickanamon Boarding School.....	x	x	x	x	x	x	200	.....	830	25,000	.....	.....	.....	40	August 25.		
1009 Susquehanna Collegiate Institute.	x	x	x	x	0	x	1,493	100	e200-275	13,000	\$0	\$0	2,300	40	Sept., 1st Mon.		
1010 Washington Hall Collegiate Institute.	x	x	x	x	x	x	200	20	53	10,000	.....	.....	.....	38	August 28.		
1011 Hamiltonian Institute .....	0	0	0	0	0	x	0	0	28	4,000	0	0	750	32	Oct., 1st Mon.		
1012 Uniformity Academy .....	0	0	x	x	x	x	500	40	40	25,000	400	.....	.....	40	September 22.		
1013 Dartington Seminary for Young Ladies.	x	x	x	x	0	0	.....	.....	45-100	.....	.....	.....	800	40	Sept., 3d Wed.		
1014 Miss Smith's Family and Day School.	x	x	x	x	x	x	500	100	40-100	.....	.....	.....	.....	40	September 17.		
1015 Home School for Girls .....	x	x	x	x	.....	.....	.....	.....	60	.....	.....	.....	.....	40	Sept., 3d week.		
1016 Lucretia M. B. Mitchell's School for Girls.	x	x	x	x	.....	.....	.....	.....	100	.....	.....	.....	.....	40	September 20.		
1017 West Philadelphia Academy .....	x	x	x	x	x	x	2,500	20-40	20-40	75,000	.....	.....	.....	40	Sept., 1st Mon.		
1018 Williamsport Dickinson Seminary.	0	x	0	0	x	x	.....	.....	36	10,000	6,000	875	1,500	40	Aug., 4th Mon.		
1019 York County Academy .....	0	x	x	x	x	x	525	25	e300	8,000	0	0	e1,500	40	Sept., 1st Mon.		
1020 Prince's Hill Family and Day School.	x	x	x	0	.....	.....	.....	.....	.....	.....	.....	.....	.....	40	Sept., 1st Mon.		
1021 Family and Day School for Girls.	x	x	x	x	0	0	1,500	.....	300	.....	.....	.....	.....	36	Sept., last Thurs.		
1022 William Smith's School .....	0	0	0	0	0	0	800	40	40	.....	.....	.....	.....	40	Sept., 1st week.		
1023 Island High School .....	0	0	x	x	x	x	.....	.....	e200	75,000	.....	.....	.....	40	Sept., 1st Wed.		
1024 Female Academy of the Sacred Heart.	x	x	x	x	x	x	.....	.....	150	.....	.....	.....	.....	40	September 8.		
1025 Friends' New England Boarding School.	x	.....	x	x	x	x	3,000	100	150	500,000	125,903	8,552	e\$7,314	40	September 8.		



1026	St. Mary's Young Ladies' Semi-nary	x	x	x	x	x	x	0	0	650	25	205	40,000	0	0	7,105	40	September 1.
1027	Avery Normal Institute	0	x	x	x	x	x	0	0	500	0	9	25,000	0	0	1,903	37	Oct., 1st Mon.
1028	Brainerd Institute	0	x	x	x	x	x	0	0	60	0	0	3,500	0	0	0	36	October 1.
1029	Benedict Institute	0	0	0	0	0	0	0	0	800	100	4	20,000	0	0	101	32	October 1.
1030	Gowansville Seminary	0	0	0	0	0	0	0	0	0	0	12-36	2,000	0	0	863	40	February 1.
1031	Curryton Baptist High School*	0	0	0	0	0	0	0	0	0	0	d25-40	2,500	0	0	0	40	September 2.
1032	Lexington High School	x	x	x	x	x	x	0	0	50	0	24-40	2,500	0	0	1,200	40	Sept., 1st Mon.
1033	Limestone Springs Female High School.*	x	x	x	x	x	x	0	0	0	84	0	50,000	0	0	0	40	Sept., 1st Mon.
1034	Reidville Female College	x	x	x	x	x	x	0	0	400	20	40	10,000	0	0	2,400	40	Sept., 2d Mon.
1035	Male Academy	0	0	0	0	0	0	0	0	0	0	10, 14, 24	2,500	0	0	700	40	August, 1st Mon.
1036	Masonic Male and Female Academy	0	0	0	0	0	0	0	0	0	0	1,200	1,200	0	0	0	36	Sept., 1st Mon.
1037	Enon Seminary	0	0	0	0	0	0	0	0	0	0	12-26	3,000	0	0	1,500	40	September 1.
1038	Buffalo Institute	x	x	x	x	x	x	0	0	20	20	30	3,000	0	0	800	40	September 1.
1039	Centerville Academy	0	0	0	0	0	0	0	0	0	0	0	0	0	0	0	0	0
1040	Charleston Academy	0	0	0	0	0	0	0	0	0	0	0	0	0	0	0	0	0
1041	Tracy Academy	0	0	0	0	0	0	0	0	0	0	0	0	0	0	0	0	0
1042	Charlotte Seminary	0	x	x	x	x	x	0	0	50	15	25	1,000	0	0	0	40	August, 1st Thurs.
1043	Cherkeville Female Academy	x	x	x	x	x	x	0	0	1,500	0	25	50,000	0	0	0	40	September 1.
1044	Clifton Masonic Academy	0	0	0	0	0	0	0	0	0	0	50	0	0	0	0	40	Sept., 1st Mon.
1045	Columbia High School	0	0	0	0	0	0	0	0	0	0	24	5,000	0	0	1,700	40	Sept., 1st Mon.
1046	Tipton Female Seminary	0	0	0	0	0	0	0	0	0	0	32-42	2,500	0	0	0	40	August 1.
1047	Calicoe Institute	0	0	0	0	0	0	0	0	700	120	50	2,500	0	0	0	40	August, 1st week.
1048	Lauderdale Male and Female Institute.	0	0	0	0	0	0	0	0	200	25	830	2,500	0	0	850	32	Sept., 1st Mon.
1049	Edgfield Male Academy	0	0	0	0	0	0	0	0	270	0	50	4,000	0	0	3,580	40	September 1.
1050	Friendsville Institute.	0	0	0	0	0	0	0	0	250	0	144	3,000	0	0	1,700	38	August, 3d Mon.
1051	Tannehill College.	0	0	0	0	0	0	0	0	0	0	12-30	2,500	0	0	1,500	40	February, 2d Mon.
1052	Edwards Academy	0	0	0	0	0	0	0	0	0	0	18	10,000	0	0	1,700	38	September 5.
1053	Harrison Academy	0	0	0	0	0	0	0	0	0	0	8	1,000	0	0	0	40	August 4.
1054	West Tennessee Seminary*	0	0	0	0	0	0	0	0	0	0	10-30	1,800	0	0	650	40	September 2.
1055	Huntingdon High School	0	x	x	x	x	x	0	0	630	1,000	0	1,000	0	0	0	40	September 1.
1056	San Houston Academy	0	0	0	0	0	0	0	0	0	0	15-25	5,000	5,000	300	40	February, 1st Mon.	
1057	Preparatory Department, Cumberland University, School for Girls	0	x	x	x	x	x	0	0	3,000	40	830	18,000	0	0	2,500	40	Sept., 1st Mon.
1058	Hopewell Academy	0	0	0	0	0	0	0	0	0	0	0	0	0	0	0	40	Sept., 1st Mon.
1059	Savannah Grove Academy	0	x	x	x	x	x	0	0	0	0	10	2,000	0	0	600	40	September.
1060	Lynchburg High School	0	0	0	0	0	0	0	0	0	0	20-50	7,500	0	0	0	40	January 1.
1061	London High School	0	0	0	0	0	0	0	0	0	0	15, 20, 30	1,000	0	0	0	40	August, 1st Mon.
1062	Macdonia Male and Female Academy.	0	0	0	0	0	0	0	0	0	0	0	5,000	0	0	0	40	February.
1063	Macdonia Male and Female Institute.	0	0	0	0	0	0	0	0	0	0	b12†	5,000	0	0	0	20	September 1.
1064	Macedonia Academy*	0	0	0	0	0	0	0	0	0	0	15-20	1,500	0	0	0	40	Sept., 1st Mon.
1065	Waters and Walling College*	0	0	0	0	0	0	0	0	0	0	17-40	5,000	0	0	500	40	August, 1st Mon.
1066	Martin Male and Female Academy*	0	0	0	0	0	0	0	0	1,000	200	8-30	3,500	0	0	3,000	40	September.
1067	Bedloe Institute	0	0	0	0	0	0	0	0	0	0	10-20	1,000	0	0	200	40	January, 3d Mon.
1068	St. Mary's School	x	x	x	x	x	x	0	0	0	0	30-120	1,000	0	0	0	40	September.

\* From Report of the Commissioner of Education for 1877.  
 † Board and tuition.  
 ‡ Average charge.  
 † Since closed; principal deceased.  
 ‡ Family free.  
 † Temporarily closed.  
 ‡ Value of grounds and building.

TABLE VI.—Statistics of institutions for secondary instruction for 1878, &c.—Continued.

NOTE.—x indicates an affirmative answer; 0 signifies no or none; ..... indicates no answer.

Name.	Is drawing taught?		Is music taught?		Chemical laboratory.	Philosophical cabinet and apparatus.	Library.		Annual charge to each student for tuition.	Property, income, &c.				Number of weeks in school last year.	Scholastic year begins—
	Mechanical.	Free hand.	Vocal.	Instrumental.			Number of volumes.	Increase in the last school year.		Value of grounds, buildings, and apparatus.	Amount of productive funds.	Income from productive funds.	Receipts for the last year from tuition fees.		
1	19	20	21	22	23	24	25	26	27	28	29	30	31	32	33
1068 Fairmount .....	.....	.....	.....	.....	.....	.....	.....	.....	.....	.....	.....	.....	.....	.....	.....
1070 Morristown Female High School .....	.....	.....	x	x	0	0	500	50	\$100	\$20,000	\$0	\$0	\$4,000	40	March 15.
1071 Morristown Male High School .....	.....	.....	0	0	0	0	0	0	10-40	5,000	.....	.....	2,000	40	September 1.
1072 Reagan High School* .....	0	0	0	0	0	0	0	.....	618	2,000	.....	.....	.....	40	Sept. 1st Mon.
1073 Brainerd Female Institute* .....	0	0	0	0	0	0	0	.....	20	2,200	0	0	600	40	August 27.
1074 McMin County Agricultural and Scientific School .....	0	x	0	0	0	0	225	25	650	20,000	0	0	1,500	40	September 6.
1075 Montgomery Bell Academy .....	x	0	0	0	.....	x	50	.....	618	2,500	0	0	1,700	40	August, 1st Mon.
1076 Nashville Academy .....	.....	.....	.....	.....	.....	.....	.....	.....	60-80	.....	.....	.....	.....	40	September.
1077 Nashville Normal and Theological Institute .....	.....	.....	x	x	.....	x	2,000	.....	50-80	78,000	.....	.....	.....	37	September 8.
1078 Southern Union Normal School .....	.....	.....	.....	.....	.....	.....	.....	.....	.....	.....	.....	.....	.....	.....	September 1.
1079 Holston Seminary* .....	0	0	x	x	0	0	0	0	620	6,000	0	0	800	40	August 1-15.
1080 Oak Hill Collegiate Institute .....	x	x	x	x	0	x	300	0	.....	6,500	0	0	4,000	40	August 1st Mon.
1081 Oakley Academy .....	x	x	x	x	0	0	.....	.....	10-20	2,500	.....	.....	.....	40	October 1.
1082 The Mrs. S. H. Welch High School .....	x	x	x	x	0	0	.....	.....	20-30	5,000	.....	.....	1,500	40	Sept. 1st Mon.
1083 Paris Female Seminary .....	0	0	0	0	0	0	1,500	.....	625	5,000	.....	.....	2,000	40	August 1st Mon.
1084 Painesville High School .....	0	0	0	0	0	0	.....	.....	30-50	3,000	.....	.....	.....	40	September 1.
1085 Clear Spring Academy* .....	x	.....	x	.....	x	x	70	20	68-12	3,000	.....	.....	1,500	32	September 3.
1086 West Tennessee Normal School and Business Institute* .....	x	.....	x	.....	x	x	.....	.....	.....	.....	.....	.....	.....	40	September.
1087 Southwick College .....	.....	.....	.....	.....	0	0	.....	0	16-32	13,000	.....	.....	1,000	40	March, 1st Mon.
1088 Madison Academy* .....	0	0	x	x	0	0	0	0	25	500	.....	400	1,200	40	August, 2d Mon.
1089 Collegiate Institute .....	x	x	0	0	0	0	.....	.....	17-42	10,000	.....	.....	.....	40	September 1.
1090 Knox Seminary .....	x	x	0	0	0	0	0	.....	18-30	2,500	.....	.....	.....	40	.....
1091 White Seminary .....	.....	.....	.....	.....	.....	.....	.....	.....	18-30	.....	.....	.....	.....	40	.....
1092 Tharsell College .....	.....	.....	.....	.....	.....	.....	.....	.....	18-30	800	.....	.....	.....	40	Feb. 2d Mon.
1093 Union College .....	.....	.....	x	x	0	0	0	0	.....	6,000	0	0	.....	40	Sept., 1st Mon.

1064	Pleasant Grove Seminary	0	x	x	x	0	0	0	12-25	10,000	3,000	150	400	40	Jan. 40
1065	Washington Female College	0	x	x	x	0	0	0	4,000	4,000	0	0	88	Sept. 8	
1066	Woolsey's College	0	0	0	0	2	0	0	5,000	0	0	2,000	33	September 1	
1067	German-American Ladies' Colleged	0	0	0	0	0	0	0	20-25	8,000	0	0	42	Feb. 1st Mon.	
1068	Lavo Oak Female Seminary	0	x	x	x	0	700	0	20-30	10,000	0	0	40	Sept. 1st Mon.	
1069	Calvert Academy	0	0	0	0	0	0	0	20-40	10,000	0	0	40	Sept. 1st Mon.	
1100	Gonzales Male and Female Col- legs.*	x	x	x	x	0	0	0	20-30	4,000	0	0	40	Sept. 1st Mon.	
1101	Leicester Masonic Institute	0	x	x	x	x	1,200	0	20-24	7,000	0	0	40	Sept. 1st Mon.	
1102	Linn Flat Academy	0	x	x	x	x	0	0	9	9,000	0	0	40	Sept. 1st Mon.	
1103	Wiley University	0	x	x	x	x	1,200	0	20-35	5,500	0	0	37	September 22	
1104	Paris Hill Academy	0	x	x	x	x	0	0	e <sup>2</sup> -5	2,000	0	0	36	September 1	
1105	Alamo Select School*	0	x	x	x	x	0	0	50,000	50,000	0	0	39	September	
1106	Military Institute	x	x	x	x	x	1,400	75	7/190	15,000	0	0	42	Sept. 1st Mon.	
1107	St. Mary's Institute	x	x	x	x	x	1,200	0	20-50	2,500	0	0	44	September 1	
1108	Ursuline Convent	x	x	x	x	x	0	0	20-30	2,500	0	0	40	September 1	
1109	The Grove Academy	x	x	x	x	x	350	100	44	10,000	0	0	36	Oct. 1st Mon.	
1110	Ald Ran College	x	x	x	x	x	500	80	30	22,000	0	0	40	Aug. 21	
1111	Barre Academy	0	x	x	x	x	1,000	100	e <sup>25</sup>	80,000	0	0	40	August 20	
1112	Goddard Seminary	0	x	x	x	x	0	0	15-50	10,000	0	0	40	August 20	
1113	St. Agnes' Hall	0	x	x	x	x	300	0	12-27 <sup>4</sup>	7,000	0	0	40	Sept. 1st week	
1114	St. Anthony Seminary	0	x	x	x	x	100	0	0	40,000	0	0	33	Sept. 24 Tues.	
1115	Bristol Academy	0	x	x	x	x	3,000	23	0	10,000	0	0	43	Sept. 1st Wed.	
1116	Vermont Episcopal Institute	0	x	x	x	x	0	0	10 <sup>24</sup>	10,000	0	0	33	September 2	
1117	Dorset Academy	0	x	x	x	x	3,575	13	18,20	5,000	0	0	35	August 21	
1118	Essex Classical Institute	0	x	x	x	x	3,000	10	15,21	12,000	0	0	22	August 19	
1119	New Hampton Institution	0	0	0	0	0	0	0	e <sup>19</sup>	1,000	0	0	40	Sept. 1st Mon.	
1120	Orleans Liberal Institute	0	0	0	0	0	150	0	12-18	8,500	0	0	33	September	
1121	Champlain Hall	x	x	x	x	x	0	0	20	200	0	0	38	Sept. 1st Mon.	
1122	Lamelle Central Academy	x	x	x	x	x	250	50	15-30	20,000	4,000	200	34	Sept. 1st Mon.	
1123	Joricho Academy*	x	x	x	x	x	0	0	0	4,000	850	50	22	August	
1124	Black River Academy	0	0	0	0	0	0	0	0	1,000	0	0	40	Sept. 1st Mon.	
1125	London Literary Institution	0	0	0	0	0	100	10	0	3,500	0	0	33	September	
1126	Montpelier Union School	0	0	0	0	0	250	50	0	20,000	4,000	200	39	August 23	
1127	Morgan Academy*	0	0	0	0	0	0	0	3	1,000	1,400	50	105	Sept. 1st Mon.	
1128	Montello Institute	0	0	0	0	0	0	0	18-24	5,000	11,000	660	32	September 17	
1129	Boeuan Academy	0	0	0	0	0	0	0	12-16	6,000	15,000	900	39	Sept. 1st Tues.	
1130	Colledonia County Grammar School	0	0	0	0	0	0	0	0	700	0	0	43	Sept. 1st Tues.	
1131	Tray Conference Academy	x	0	0	0	0	600	0	40	48,000	0	0	40	August 24	
1132	Royal Home	0	x	x	x	x	0	0	200-280	4,000	0	0	40	September	
1133	Villa Barlow Boarding and Select	0	x	x	x	x	300	40	0	20,000	0	0	42	September 1	
1134	School of the Sisters of Notre Dame	0	x	x	x	x	0	0	30	90,000	13,400	800	40	Aug. last Tues.	
1135	St. Johnsbury Academy*	0	x	0	x	x	240	15	24-30	30,000	5,500	0	39	Sept. 1st Wed.	
1136	Vermont Academy	0	x	0	x	x	250	3	18-30	5,500	0	0	35	August 27	
1137	Green Mountain Perkins Academy	x	x	x	x	x	400	0	0	12,000	1,000	0	0	0	0

f Board and tuition.  
g Board and incidentals.

c Grounds and buildings.  
d Temporarily closed.  
e Per month.

\* From Report of the Commissioner of Education for 1877.

a Average charge.

b Partly free.

TABLE VI.—Statistics of institutions for secondary instruction for 1878, &c.—Continued.

NOTE.—x indicates an affirmative answer; 0 signifies no or none; ..... indicates no answer.

Name.	Is drawing taught?		Is music taught?		Philosophical cabinet and apparatus.	Library.		Annual charge to each student for tuition.	Value of grounds, buildings, and apparatus.	Property, income, &c.				Number of weeks in school year.	Scholarship year begins—
	Mechanical.	Free hand.	Vocal.	Instrumental.		Chemical laboratory.	Chemical cabinet and apparatus.			Number of volumes.	Increase in the last school year.	Amount of productive funds.	Income from productive funds.		
<b>1</b>	<b>19</b>	<b>20</b>	<b>21</b>	<b>22</b>	<b>23</b>	<b>24</b>	<b>25</b>	<b>27</b>	<b>28</b>	<b>29</b>	<b>30</b>	<b>31</b>	<b>32</b>	<b>33</b>	
1138 Theford Academy and Boarding School.	x	.....	x	x	x	x	.....	\$20-25	\$10,000	\$5,000	\$300	\$900	39	September 1.	
1139 Bell Institute	0	0	x	x	x	x	0	15	3,500	.....	.....	.....	33	September 2.	
1140 Glenwood Classical Seminary	0	0	x	x	x	x	300	21-27	13,000	1,000	80	.....	36	September 3.	
1141 Abington Male Academy	0	0	0	0	0	0	0	20-30	12,000	.....	.....	.....	40	Sept., 1st Mon.	
1142 Episcopal High School of Virginia.	0	0	0	0	0	0	0	100	15,000	.....	20,300	.....	38	Sept., 4th Wed.	
1143 H. F. Henry's School.*	.....	.....	.....	.....	.....	.....	.....	650	6,500	0	0	.....	40	Sept. 3d Wed.	
1144 Potomac Academy	x	0	0	x	0	x	1,000	32-50	.....	.....	.....	1,600	42	Sept. 1st Mon.	
1145 St. John's Academy	0	0	0	0	0	0	0	2200	3,000	3,000	240	.....	44	Sept. 1st Mon.	
1146 St. Mary's Academy	0	0	0	0	0	0	0	0	3,000	3,000	240	0	41	Oct. 1st Mon.	
1147 Yeates' Lower School* <sup>c</sup>	0	0	0	0	0	0	0	60	25,000	.....	5,000	.....	40	Sept., 3d Thurs.	
1148 Yeates' Upper School* <sup>c</sup>	0	0	0	0	0	0	500	.....	.....	.....	.....	.....	40	Sept., 3d Thurs.	
1149 Bethel Classical and Military Academy.	0	0	0	0	x	x	.....	.....	.....	.....	.....	.....	40	Sept., 3d Thurs.	
1150 Sullins Female College* <sup>c</sup>	.....	.....	x	x	0	x	700	50	15,000	.....	.....	3,000	40	Aug. 4th Thurs.	
1151 Piedmont Female Institute	.....	x	0	x	0	0	0	50	10,000	.....	.....	1,200	36	September	
1152 Elk Creek Academy	0	0	0	x	0	0	0	.....	1,000	.....	0	.....	20	Sept. 1st Mon.	
1153 Gordonsville Female Institute	0	0	0	x	0	0	0	30-110	.....	.....	.....	200	40	September 17.	
1154 Herndon Female Seminary	0	0	0	0	0	0	150	618	.....	.....	.....	.....	39	September 9.	
1155 Leesburg Academy	0	0	0	0	0	0	0	640	1,200	.....	.....	680	40	Sept. 1st Mon.	
1156 Locust Dale Academy	0	0	0	0	0	0	500	40-50	15,000	.....	1,800	.....	40	Sept. 3d Mon.	
1157 Webster Military Institute	0	0	0	0	0	0	3,000	40-70	10,000	.....	3,000	.....	40	Sept., 3d Mon.	
1158 Academy of the Visitation, Monte Maria* <sup>c</sup>	.....	x	x	x	.....	.....	5,500	200	.....	.....	.....	.....	42	September.	
1159 Suffolk Collegiate Institute	x	x	x	x	0	x	.....	20-75	4,000	.....	.....	.....	40	September 20-26.	
1160 Suffolk Female Institute	.....	x	x	x	0	0	400	50	20,000	.....	.....	.....	40	September 6.	
1161 Fairfax Hall	0	0	0	0	0	0	0	50-65	5,000	0	0	2,000	38	Sept., 1st Mon.	
1162 Prince Edward Academy	0	0	0	0	0	0	0	.....	.....	.....	.....	.....	38	Sept., 1st Mon.	
1163 St. Mary's Academy* <sup>c</sup>	0	0	0	x	0	0	0	.....	.....	.....	.....	.....	44	Sept., 1st Mon.	

1164	Academy of the Sisters of St. Joseph.	x	x	x	x	x	x	x	0	9-21	400	40
1165	French Creek Institute	x	x	x	x	x	x	x	0	5-15	1,500	20
1166	Morgantown Female Seminary	x	x	x	x	x	x	x	0	16-28	10,000	40
1167	Wheeling Female Academy	x	x	x	x	x	x	x	700	18-28	2,000	40
1168	Parkersburg Seminary	x	x	x	x	x	x	x	0	45, 60	910	40
1169	Shelton College	x	x	x	x	x	x	x	0	36	20,000	40
1170	St. Alphonsus' School	0	0	x	x	x	x	x	0	18, 21, 24	75,000	44
1171	Sagin Collegiate Institute	x	x	x	x	x	x	x	0	23	3,000	40
1172	Albion Academy and Normal Institute	x	x	x	x	x	x	x	0	26	25,000	38
1173	Elroy Seminary	x	x	x	x	x	x	x	0	32	50,000	39
1174	Wisconsin Female College	0	0	x	x	x	x	x	0	40	30,000	38
1175	Lake Geneva Seminary	x	x	x	x	x	x	x	0	40	6,000	44
1176	German and English Academy	x	x	x	x	x	x	x	0	40	5,000	44
1177	St. John's Female School	x	x	x	x	x	x	x	0	0	0	42
1178	St. Mary's Day School	x	x	x	x	x	x	x	0	0	0	44
1179	St. Mary's Institute	x	x	x	x	x	x	x	0	0	0	44
1180	Lakeside Seminary	x	x	x	x	x	x	x	0	0	0	44
1181	St. Catharine's Institute	x	x	x	x	x	x	x	0	0	0	44
1182	St. Mary's Institute	x	x	x	x	x	x	x	0	0	0	44
1183	Roanoke Seminary	x	x	x	x	x	x	x	0	0	0	44
1184	Seaboard Seminary	x	x	x	x	x	x	x	0	0	0	44
1185	University of St. Francis of Sales	x	x	x	x	x	x	x	0	0	0	44
1186	Big Foot Academy	0	0	x	x	x	x	x	0	0	0	44
1187	Carroll College	0	0	x	x	x	x	x	0	0	0	44
1188	Georgetown Collegiate Institute	0	0	x	x	x	x	x	0	0	0	44
1189	Georgetown Collegiate Institute for Males	0	0	x	x	x	x	x	0	0	0	44
1190	School for Boys	0	0	x	x	x	x	x	0	0	0	44
1191	Academy of the Visitation	x	x	x	x	x	x	x	0	0	0	42
1192	Avenue Select School	x	x	x	x	x	x	x	0	0	0	43
1193	Boys' English and Classical High School	x	x	x	x	x	x	x	0	0	0	40
1194	Emerson Institute	x	x	x	x	x	x	x	0	0	0	40
1195	English and French Boarding and Day School	x	x	x	x	x	x	x	0	0	0	40
1196	Incarnation Church School	x	x	x	x	x	x	x	0	0	0	40
1197	Miss Calkins Select School	0	0	x	x	x	x	x	0	0	0	40
1198	Mt. Vernon Institute	0	0	x	x	x	x	x	0	0	0	40
1199	Mt. Vernon Seminary	x	x	x	x	x	x	x	0	0	0	40
1200	Park Seminary	x	x	x	x	x	x	x	0	0	0	40
1201	Rittenhouse Academy	0	0	x	x	x	x	x	0	0	0	40
1202	Roselyn Seminary	x	x	x	x	x	x	x	0	0	0	40
1203	Boys' English and Classical Academy	x	x	x	x	x	x	x	0	0	0	40
1204	St. Cecilia's Academy	x	x	x	x	x	x	x	0	0	0	48
1205	St. Matthew's Institute	x	x	x	x	x	x	x	0	0	0	48
1206	School for Young Ladies	x	x	x	x	x	x	x	0	0	0	40
1207	School for Young Ladies	0	0	x	x	x	x	x	0	0	0	40
1208	School for Young Ladies and Children	0	0	x	x	x	x	x	0	0	0	40

c The Yezzer schools embrace two schools about six miles apart; they have the same board of trustees and are supported by private endowment.  
 d Includes St. Mary's Day School and convent building.

\* From Report of the Commissioner of Education for 1877.  
 a Average charge.  
 b Board and tuition.

TABLE VI.—Statistics of institutions for secondary instruction for 1878, &c.—Continued.

Note.—x indicates an affirmative answer; 0 signifies no or none; . . . . indicates no answer.

Name.	Is drawing taught?		Is music taught?		Philosophical cabinet and apparatus.	Library.		Annual charge for tuition.	Value of grounds, buildings, and apparatus.	Property, income, &c.			Number of weeks in school year.	Scholastic year begins—	
	Mechanical.	Free hand.	Vocal.	Instrumental.		Chemical laboratory.	Number of volumes.			Increase in the last school year.	Amount of productive funds.	Income from productive funds.			Receipts for the last year from tuition fees.
1	19	20	21	22	23	24	25	26	27	28	29	30	31	32	33
The Archer Institute.				x	0	0	2,000		\$3,000					40	October 1.
Washington Female Seminary.		x	x	x	0	x	400	2	9,000					40	Sept., 21 Mon.
Waverley Seminary.				x	0	0	300							40	September 18.
West End Seminary.				x	0	0		44-04						40	September 8.
Young Ladies' School.		x		x	0	0	500	0		646,000				40	October, 1st Mon.
Spencer Academy.				x	0	x			2,000					42	Nov., 1st Mon.
Academy of Our Lady of Light.		0	0	0	0	0	200	0	63,000				\$700	36	September 15.
Santa Fe Academy.		x	x	0	0	0	500	100	3,000	0	\$500		400	40	September 1.
Beaver Seminary.		x	x	x	0	0	50	25	11,000	0	0			38	October 1.
St. John's School.*		0	0	0	0	0	452	0	6,000	0	0		800	40	September 1.
Wabash Academy.		x	x	x	0	0		10, 15, 25	20,000				3,500	40	September 1.
Sacred Heart Academy.		x	x	x	0	0		20-40	53,000					41	Sept., 1st Mon.
School of the Good Shepherd.		x	x	x	0	0	870	40	2,500	500	40		3,700	40	Sept., 1st Mon.
Brigham Young Academy.		x	x	x	0	x		35-48	2,500				1,600	40	August, last Mon.
Rocky Mountain Seminary.		x	x	x	0	x								40	August, 3d Mon.
St. Mark's Grammar School.		x	x	x	0	x								40	Sept., 1st Mon.
St. Mark's School for Girls.		x	x	x	0	x								40	Sept., 1st Mon.
Salt Lake Academy.		x	x	x	0	x								40	Sept., 1st Mon.
Salt Lake Collegiate Institute.		0	0	x	0	0	120	120	5,000	91,500			1,765	40	Sept., 1st Mon.
Shaversville Educational Institute.				x	0	0	200	50	20,40, 50					40	Sept., 1st Thurs.
St. Paul's School		x		x	0	0								40	Sept., 1st Thurs.

\* From Report of the Commissioner of Education for 1877.

a Tuition, English and French.

b From annual appropriation.

c Charge per term.

d Average charge.

e Grounds and buildings.

f Cost of church buildings with which the school is connected.

g Mission fund.

List of institutions for secondary instruction from which no information has been received.

Name.	Location.	Name.	Location.
Dadeville Masonic Female Institute.	Dadeville, Ala.	School of the Parish of the Good Shepherd.	Frankfort, Ky.
Evening Shade College	Evening Shade, Ark.	Warrendale College	Georgetown, Ky.
Lutheran High School	Fort Smith, Ark.	Calvary Academy	Near Lebanon, Ky.
St. Ann's Academy	Fort Smith, Ark.	St. Augustine's Academy	Lebanon, Ky.
St. Mary's Academy	Little Rock, Ark.	Lexington Select Male School	Lexington, Ky.
Prairie Home Seminary	Bally Hill, Ark.	Cedar Grove Female Seminary	Louisville, Ky.
Napa Ladies' Seminary	Napa City, Cal.	Graves College	Mayfield, Ky.
Napa Seminary	Napa City, Cal.	Visitation Academy	Maysville, Ky.
St. Joseph's Academy	Oakland, Cal.	Academy of St. Vincent de Paul.	Morganfield, Ky.
Howe's High School and Normal Institute.	Sacramento, Cal. (6th st., bet. J and K).	Bath Seminary	Owingsville, Ky.
Sacramento Home School	Sacramento, Cal. (H bet. 13th and 14th sts.)	Prof. W. H. Lockhart's School	Paris, Ky.
Sacramento Seminary	Sacramento, Cal. (I st., bet. 10th and 11th sts.)	St. Charles School	Paris, Ky.
Home Institute	San Francisco, Cal. (218 Eddy st.)	Select School	Paris, Ky.
Seminary for Young Ladies (Mrs. R. T. Huddart).	San Francisco, Cal.	Mount St. Benedict's Academy	Portland, Ky. (Cedar Grove).
Bacon Academy	Colchester, Conn.	Academy of St. Catherine of Sienna.	Springfield, Ky.
Hill's Academy	Essex, Conn.	Vanceburg Male and Female High School.	Vanceburg, Ky.
Academy of Our Lady of the Sacred Heart.	Hartford, Conn.	Le Têche Seminary	Baldwin, La.
The Selleck School	Norwalk, Conn.	Feliciana Female Collegiate Institute.	Jackson, La.
Saybrook Seminary	Saybrook, Conn.	D'Aquin Institute	New Orleans, La. (282 Bayou R'd).
The Maples; Family School for Young Ladies.	Stamford, Conn.	Institution of the Sisters of St. Joseph.	New Orleans, La. (Box 1555).
Young Ladies' Boarding and Day School (Mrs. C. E. Richardson).	Stamford, Conn.	St. Aloysius Academy	New Orleans, La.
Alworth Hall	Tyler City, Conn.	University School (E. C. Venable).	New Orleans, La.
St. John's Male Academy.	Jacksonville, Fla.	Ursuline Order	New Orleans, La.
Sisters of the Holy Names	Key West, Fla.	Somerset Academy	Athens, Me.
Academy of the Immaculate Conception.	Atlanta, Ga.	St. Catharine's Hall	Augusta, Me.
St. Mary's Academy	Augusta, Ga.	China Academy	China, Me.
Summerville Academy	Augusta, Ga.	Westbrook Seminary	Deering, Me.
Barnesville High School	Barnesville, Ga.	Family School for Girls at "The Willows."	Farmington, Me.
Gilmer Street School	Cartersville, Ga.	Fryeburg Academy	Fryeburg, Me.
Centreville High School	Centreville, Ga.	Mattanawcook Academy	Lincoln, Me.
Conyers High School	Conyers, Ga.	Harpawell Academy	North Harpawell, Me.
Cuthbert Male High School.	Cuthbert, Ga.	Boarding and Day School for Young Ladies.	Portland, Me.
Select School for Boys and Girls.	Cuthbert, Ga.	All Saints' School	Baltimore, Md.
O. O. Nelson Institute	Dawson, Ga.	Pembroke School for Boys	Baltimore, Md. (180 Madison ave.).
Cedar Grove Academy	Decatur, Ga.	Richland School for Boys	Baltimore, Md. (145 Lanvale st.).
Fort Valley Female Seminary	Fort Valley, Ga.	St. George's Hall	Baltimore, Md. (Elmwood Station).
Cherry High School	Honston County, Ga.	School of Letters and Sciences for Boys.	Baltimore, Md. (78 Read st.).
Long Cane Academy	Long Cane, Ga.	Cambridge Male Academy	Cambridge, Md.
Mercer High School	Penfield, Ga.	Mt. de Sales Academy	Near Catonsville, Md.
Academy of St. Vincent de Paul	Savannah, Ga.	St. Joseph's Academy	Near Emmittsburg, Md.
C. P. Beman School	Sparta, Ga.	Howard Institute	Matthews' Store P. O., Md.
Kelly Springs School	Washington County, Ga.	Mt. St. Agnes' Academy	Mt. Washington, Md.
Loretto Academy	Cairo, Ill.	St. Thomas Home School	Owings' Mills, Md.
Chicago Academy	Chicago, Ill. (11 Eighteenth st.).	Milton Academy	Philopolis P. O., Md.
Institute of the Infant Jesus	Quincy, Ill.	Evandale Home School	Near Port Deposit, Md.
St. Mary's Institute	Quincy, Ill.	Prof. Henry Cragg's Academy	St. Denis, Md.
The Bettie Stuart Institute	Springfield, Ill.	Blackstone Square School	Boston, Mass. (45 W. Newton st.).
Bourbon College	Bourbon, Ind.	School for Young Ladies (Mrs. Cushing).	Boston, Mass. (Highlands, 135 Warren st.).
Our Lady of the Sacred Heart	Fort Wayne, Ind.	St. Joseph's Select School	Cambridgeport, Mass.
St. Ignatius' School	La Fayette, Ind.	Home and Day School for Girls (Mrs. James P. Walker).	Jamaica Plain, Mass.
Collegiate Institute	La Grange, Ind.		
Academy of the Assumption	South Bend, Ind.		
St. Joseph's Academy	South Bend, Ind.		
St. Paul's Grammar School	Valparaiso, Ind.		
Blairstown Academy	Blairstown, Iowa.		
Iowa City Academy	Iowa City, Iowa.		
Mount Pleasant High School and Female Seminary.	Mount Pleasant, Iowa.		
St. Mary's Female Academy	Leavenworth, Kans.		
Green River Academy and Science School.	Elkton, Ky.		

## List of institutions for secondary instruction, &amp;c.—Continued.

Name.	Location.	Name.	Location.
Home School for Boys .....	Marblehead, Mass.	Champlain Union School and Academy.	Champlain, N. Y.
Highland Hall .....	Millbury, Mass.	Chatham Academy .....	Chatham Village, N. Y.
Eagleanst.....	Newburyport, Mass.	Methfessel Institute .....	Edgewater, N. Y.
Boarding and Day School (Mrs. M. C. Brooks).	Newton Centre, Mass.	St. Joseph's Academy .....	Flushing, N. Y.
Home School for Boys .....	Northborough, Mass.	St. Mary's Seminary for Boys .....	Flushing, N. Y.
Miss Salisbury's School for Young Ladies.	Pittsfield, Mass.	Gaineville Seminary .....	Gaineville, N. Y.
Willow Park Seminary .....	Westboro', Mass.	Young Ladies' Seminary, Mt. St. John.	Greenbush, N. Y.
St. Francis Xavier's Academy	Baraga, Mich.	Hamilton Female Seminary...	Hamilton, N. Y.
Convent of Our Lady of La Salette.	Marquette, Mich.	Andrew J. Qua's School .....	Hartford, N. Y.
St. Boniface Academy.....	Hastings, Minn.	Monroe Academy and Union School.	Henrietta, N. Y.
Mrs. Wheaton's Day School...	St. Paul, Minn.	Union Hall Seminary .....	Jamaica, N. Y. (L. I.).
Norwood Hall .....	St. Paul, Minn. (67 Irvine Park).	St. Paul's School .....	Lewisboro', N. Y.
Brookhaven High School for Boys.	Brookhaven, Miss.	St. John's School for Boys .....	Manlius, N. Y.
Summersville Institute .....	Gholson, Miss.	Nassau Academy .....	Nassau, N. Y.
Bethlehem Academy.....	Holly Springs, Miss.	Boarding and Day School for Young Ladies (Mrs. J. T. Benedict).	New York, N. Y. (7 E. 42d st.).
Trinity High School .....	Pass Christian, Miss.	Boarding and Day School for Young Ladies (Mrs. Steer).	New York, N. Y. (12 E. 47th st.).
Yazoo Seminary for Girls .....	Yazoo, Miss.	English and French Boarding and Day School (Mrs. Williams).	New York, N. Y. (29 W. 39th st.).
Arcadia College .....	Arcadia, Mo.	English and French School for Young Ladies (Miss Ayres).	New York, N. Y. (15 W. 42d st.).
St. Vincent's Academy.....	Cape Girardeau, Mo.	English, French, and German Boarding and Day School (Miss Comstock).	New York, N. Y. (32 W. 40th st.).
Chillicothe Academy .....	Chillicothe, Mo.	English, French, and German Boarding and Day School (Mrs. Garretson).	New York, N. Y. (52 W. 47th st.).
Ingleide Academy .....	Palmyra, Mo.	English, French, and German School for Young Ladies (Miss Haines).	New York, N. Y. (10 Gramercy Park).
Academy of St. Francis de Sales.	St. Louis, Mo.	French and English Boarding and Day School (Misses D'Ormeux and Keith).	New York, N. Y. (277 Madison ave., cor. 40th st.).
Academy of the Sacred Heart.	Antrim, N. H.	Gardner Institute.....	New York, N. Y. (620 5th ave.).
Antrim High School .....	Dover, N. H.	Hendrick Institute .....	New York, N. Y. (33 W. 42d st.).
Dover High School .....	Hampton, N. H.	Lyons Collegiate Institute .....	New York, N. Y. (5 E. 22d st.).
Hampton Academy .....	Manchester, N. H.	Madame de Valencia's Institute.	New York, N. Y. (23 W. 130th st.).
Mt. St. Mary's Academy .....	Milton, N. H.	Madame O. da Silva's School .....	New York, N. Y. (17 W. 35th st.).
Milton Classical Institute .....	Pittsfield, N. H.	Miss Burgess' School .....	New York, N. Y. (108 W. 47th st.).
Pittsfield Academy .....	Elizabeth, N. J.	Mount Washington Collegiate Institute.	New York, N. Y. (40 Washington square).
Boarding and Day School for Young Ladies (Miss Ranney).	Elizabeth, N. J.	Mrs. Froehlich's School.....	New York, N. Y. (28 E. 50th st.).
Boarding and Day School for Young Ladies (Misses Clarkson and Bush).	Elizabeth, N. J.	Murray Hill Institute .....	New York, N. Y. (109 W. 34th st.).
Mr. Young's Classical School for Boys.	Elizabeth, N. J.	Notre Dame Institute .....	New York, N. Y. (218 E. 4th st.).
Adrian Institute.....	Iselin, N. J.	School for Boys (Mrs. George Vandenhoff).	New York, N. Y. (106 W. 42d st.).
St. Elizabeth's Academy.....	Madison, N. J.	School for Young Ladies (Mrs. Griffiths).	New York, N. Y. (23 W. 45th st.).
St. Joseph's Preparatory Boarding School.	Near Madison, N. J.	Seabury Seminary .....	New York, N. Y. (125 W. 42d st.).
Montrose Military Institute..	Orange (box 603), N. J.	Ursuline Academy.....	New York, N. Y. (East Morrisania).
Plainfield College for Young Ladies.	Plainfield, N. J.	Home Institute .....	Nyaok, N. Y.
Stevensdale Institute .....	South Amboy, N. J.	Sisterhood of Gray Nuns.....	Ogdensburg, N. Y.
Springfield Institute .....	Springfield, N. J.	Sisters of St. Ann.....	Onwego, N. Y.
Albany Female Academy.....	Albany, N. Y.	Parma Institute .....	Parma, N. Y.
Christian Brothers' Academy .....	Albany, N. Y.	Pelham Female Institute .....	Pelham, N. Y.
St. Mary's School for Girls....	Albany, N. Y.	Boys' and Girls' School (Miss Woodcock).	Poughkeepsie, N. Y.
St. Elizabeth's Academy.....	Allegany, N. Y.	Riverview Academy.....	Poughkeepsie, N. Y.
English and French Boarding and Day School.	Astoria, N. Y.		
Young Ladies' Institute .....	Auburn, N. Y.		
French and English Home Academy.	Babylon, N. Y.		
Mrs. Wm. G. Bryan's Boarding School for Young Ladies.	Batavia, N. Y.		
Classical and Bible College....	Binghamton, N. Y.		
Dean Female College .....	Binghamton, N. Y.		
Carroll Park School.....	Brooklyn, N. Y. (242 Carroll st.).		
Lockwood's Academy.....	Brooklyn, N. Y.		
St. Joseph's Academy.....	Brooklyn, N. Y.		
Select School for Young Ladies (Madame de Castro).	Brooklyn, N. Y. (238 Raymond street).		
St. Joseph's Academy.....	Buffalo, N. Y.		



List of institutions for secondary instruction, &c.—Continued.

Name.	Location.	Name.	Location.
Birds' Nest Cottage Home School.	Rhinebeck, N. Y.	French and English Academy.	Philadelphia, Pa. (28 S. 21st st.).
Classical School.	Rochester, N. Y.	Inglecside Seminary.	Philadelphia, Pa. (1532 Spruce st.).
Female Academy of the Sacred Heart.	Rochester, N. Y.	Lauderbach Academy.	Philadelphia, Pa. (108 S. 10th st.).
St. Patrick's Preparatory Seminary.	Rochester, N. Y. (Brown st.).	Miss E. M. Bennett's School.	Philadelphia, Pa. (637 W. 17th st.).
Boarding and Day School for Young Ladies.	Eye, N. Y.	Miss V. P. Brown's School.	Philadelphia, Pa. (1907 Pine st.).
Rye Seminary.	Rye, N. Y.	Mt. Vernon Seminary and Kindergarten.	Philadelphia, Pa. (1313 Green st.).
Hartford Academy.	South Hartford, N. Y.	St. Joseph's Academy.	Philadelphia, Pa. (1712 Jefferson st.).
Mountain Institute.	Suffern, N. Y.	Select School (Mr. E. Roberts).	Philadelphia, Pa. (1712 Jefferson st.).
Keble School (Mary J. Jackson).	Syracuse, N. Y.	Try House Academy.	Philadelphia, Pa. (Oxford Church P. O.).
Home Institute.	Tarrytown, N. Y.	The Bishop Bowman Institute.	Pittsburgh, Pa.
Jackson Military Institute.	Tarrytown, N. Y.	St. Benedict's Academy.	St. Mary's, Pa.
Utica Female Academy.	Utica, N. Y.	Convent of the Sacred Heart.	Torresdale, Pa.
White Plains Female Institute.	White Plains, N. Y.	Academy of the Immaculate Heart, Villa Maria.	West Chester, Pa.
White Plains Seminary.	White Plains, N. Y.	Mantua Academy.	West Philadelphia, Pa. (Powelton ave. and 35th st.).
Cary Female Seminary.	Cary, N. C.	Academy of the Sacred Heart. English, French, and German Boarding and Day School.	Newport, R. I. Providence, R. I.
Private School.	Dunn's Rock, N. C.	St. Bernard's Academy.	Woonsocket, R. I.
Female Seminary.	Hillsboro', N. C.	Academy of Our Lady of Mercy.	Charleston, S. C.
Raleigh High School.	Raleigh, N. C.	Ursuline Institute (Valle Crucis).	Near Columbia, S. C.
Buckhorn Academy.	Riddickville, N. C.	Brewer Normal School.	Greenwood, S. C.
Williston Academy.	Wilmington, N. C.	Academy of Our Lady of Mercy.	Sumter, S. C.
Ursuline Academy.	Cleveland, Ohio.	St. Stephen's School.	Wilmington, S. C.
Salom Academy.	South Salem, Ohio.	Yorkville Female Institute.	Yorkville, S. C.
Carleton College.	Syracuse, Ohio.	Oak Grove Academy.	Cave Spring, Tenn.
Grand Ronde Indian Agency Manual Labor, Boarding, and Day School.	Grand Ronde, Oreg.	Chapel Hill High School.	Chapel Hill, Tenn.
St. Paul's Academy.	Salem, Oreg.	Female Institute.	Chatanooga, Tenn.
Bethlehem Home School for Boys.	Bethlehem, Pa.	Cane Creek Academy.	Cog Hill, Tenn.
Columbia High School.	Columbia, Pa.	Stonewall Male and Female College.	Cross Plains, Tenn.
Boarding School for Young Ladies (Mary B. Thomas' sisters).	Downingtown, Pa.	Edgefield Female Seminary.	Edgefield, Tenn.
Boarding and Day School for Young Ladies.	Germantown, Pa. (5254 Germantown ave.).	Flag Pond Seminary.	Flag Pond, Tenn.
Academy of Our Lady of the Sacred Heart.	Harrisburg, Pa.	South Normal School and Business Institute (academic department).	Jonesboro', Tenn.
St. Mary's Academy for Young Ladies.	Hollidaysburg, Pa.	Masonic Academy.	Liberty, Tenn.
Collegiate Institute.	Jersey Shore, Pa.	Mt. Pleasant Female Academy.	Mt. Pleasant, Tenn.
Eaton Female Institute.	Kennett Square, Pa.	Temperance Hall.	Orme's Store, Tenn.
St. Xavier's Academy.	Latrobe, Pa.	Oak Grove Academy.	Pin Hook Landing, Tenn.
Swithin Shortlidge's Media Academy for Boys.	Media, Pa.	Powder Springs Academy.	Powder Springs, Tenn.
Parkeburg Classical Institute.	Parkeburg, Pa.	Ripley Academy.	Ripley, Tenn.
Academy of the Assumption.	Philadelphia, Pa.	Fulton Academy.	Smithville, Tenn.
Academy of the Sisters of Mercy.	Philadelphia, Pa.	Cumberland Institute.	Near Sparta, Tenn.
Classical, Mathematical, and English Seminary.	Philadelphia, Pa. (11 S. 16th st.).	Spring Hill Female Academy.	Spring Hill, Tenn.
Collegiate School.	Philadelphia, Pa. (s. w. cor. Broad and Walnut sts.).	Walnut Grove Academy.	Walnut Grove, Tenn.
Collegiate School.	Philadelphia, Pa. (16th and Spruce sts.).	Watanga Academy.	Watanga, Tenn.
Convent of the Society of the Holy Child Jesus.	Philadelphia, Pa.	Oakland Male and Female Academy.	Waynesboro', Tenn.
East Walnut Street Female Seminary.	Philadelphia, Pa. (1221 Walnut st.).	Convent of the Incarnate Word.	Brownsville, Tex.
English and Classical School for Boys.	Philadelphia, Pa. (n. w. cor. 40th and Sansom sts.).	Ursuline Academy.	Laredo, Tex.
		Burlington Young Ladies' School.	Burlington, Vt.
		Convent of Our Lady of Vermont.	East Rutland, Vt.

*List of institutions for secondary instruction, &c.—Continued.*

Name.	Location.	Name.	Location.
Hardwick Academy	Hardwick, Vt.	St. Mary's School	Wheeling, W. Va.
Londonderry Academy	Londonderry, Vt.	Waupaca County Academy	Baldwin's Mills, Wis.
McIndoe's Falls Academy	McIndoe's Falls, Vt.	Dupont Academy	Dupont, Wis.
Shoreham Central High School	Shoreham, Vt.	Gymnasium der Evangel. Luth. Synode von Wisconsin	Watertown, Wis.
Underhill Academy	Underhill, Vt.	Academy of the Visitation	Georgetown, D.C.
Academy of the Visitation	Abingdon, Va.	Academy of the Sacred Heart of Mary	Washington, D.C.
Alexandria Academy	Alexandria, Va.	Capitol Hill Female Seminary	Washington, D.C. (217 A st., a. c.)
White Rock Female High School	Near Fork Union, Va.	Pinkney Institute	Washington, D.C. (1403 New York ave.)
Ann Smith Academy	Lexington, Va.	Thompson Academy	Washington, D.C.
St. Mary's Academy	Norfolk, Va.	Young Ladies' Seminary (Miss M. J. Harrover)	Washington, D.C. (1336 I st.)
St. Patrick's Female Academy	Richmond, Va.	Cherokee Female Seminary	Near Tahlequah, Ind. Ter.
Southern Female Institute	Richmond, Va.	St. Michael's College	Santa Fé, N. Mex.
Union Academy	Spout Spring, Va.		
Landon Female School	Stevensville, Va.		
Oak Hill Institute	Wadesville, Va.		
Moungolia Academy	Morgantown, W. Va.		
Lindsley Institute	Wheeling, W. Va.		
St. Joseph's Academy	Wheeling, W. Va.		

TABLE VI.—*Memoranda.*

Name.	Location.	Remarks.
Hamner Hall School for Boys	Montgomery, Ala.	Closed.
Batavia Select School	Batavia, Cal.	Not found.
St. Mary of the Pacific	Benicia, Cal.	See St. Mary's Hall; identical.
Bethany Academy	Bethany, Conn.	Closed.
Beth School for Girls	Bethlehem, Conn.	See The Curtis School for Girls; identical.
Greenwich Institute	Greenwich, Conn.	See Harry Peck's School for Boys.
Homesworth Family School for Young Ladies	New Haven, Conn.	Suspended.
Family School for Boys	Stratford, Conn.	Closed.
Winchester Institute	Winchester, Conn.	Not found.
Young Ladies' Institute	Windsor, Conn.	See Table VIII.
Smyrna Seminary	Smyrna, Del.	Closed.
Miss Robertson's Select School for Girls	Wilmington, Del.	Closed.
Masonic Academy	Milton, Fla.	Changed to Santa Rosa County Graded Free School.
Annianna Classical School	Adairville, Ga.	Suspended.
Euharlee Academy	Euharlee, Ga.	See Mt. Paran Academy; identical.
Tranquil Institute	Flemington, Ga.	Closed.
Franklin Institute	Franklin, Ga.	Name changed to Franklin High School.
Jamestown Academy	Jamestown, Ga.	Only a primary school.
Hillyer Institute	Leesburg, Ga.	Not found.
Union Springs High School	Murray County, Ga.	Name changed to Sumach Seminary.
Taylor's Creek Academy	Taylor's Creek, Ga.	Not in existence.
Sumach Academy	Woodland, Ga.	See Sumach Seminary, Sumach; identical.
Benedict Academy	Chicago, Ill.	See Saints Benedict and Scholastica's Select School.
German Institute	Chicago, Ill.	See J. C. Stoelke's Institute; probably identical.
Rogers' Collegiate Institute	Chicago, Ill.	Closed.
College of Individual Instruction	Evanston, Ill.	See Table IX.
Select School (Miss Emma L. Baldwin)	New Albany, Ind.	Closed.
John Street High School	New Albany, Ind.	Closed.
Northeastern Indiana Literary Institute	Orland, Ind.	Incorporated as a high school.
Blue River Academy	Salem, Ind.	Not in existence.
Grinnell Academy	Grinnell, Iowa	See Academy of Iowa College; identical.
St. Agatha's Seminary	Iowa City, Iowa	See Table VIII.
Hartford Collegiate Institute	Hartford, Kans.	Closed.
Bardstown Female Academy	Bardstown, Ky.	See Roseland Female Academy; identical.
Green River Female Seminary	Bowling Green, Ky.	Closed.
Christ Church Seminary	Lexington, Ky.	See Table VIII.
Keachi Female Seminary	Koachi, La.	See Table VIII.
School of Modern Languages	Baltimore, Md.	Principal moved to Washington, D. C.
Alawick Female Seminary	Contee's Station, Md.	Closed.

TABLE VI.—*Memoranda*—Continued.

Name.	Location.	Remarks.
St. Michael's Home School for Boys	Reisterstown, Md.	Removed; not found.
Stanmore School	Sandy Spring, Md.	Closed and succeeded by Rockland School.
Family Boarding School for Boys	Belmont, Mass.	Closed.
English, French, and German Family and Day School.	Boston, Mass.	See Miss Putnam's English and Classical Family and Day School; identical.
Elmwood Home	Hadley, Mass.	See "The Elms;" identical.
Leicester Academy	Leicester, Mass.	Suspended.
Highland Institute	Petersham, Mass.	Closed.
School for Boys (Jared Reid, jr.)	Pittsfield, Mass.	Not in existence.
Family School for Boys	West Tisbury, Mass.	Not found.
Latimer Hall	Fentonville, Mich.	Closed.
Hallock Institute	Faribault, Minn.	Not in existence.
Hokah Convent	Hokah, Minn.	See Convent of the Blessed Sacrament.
St. Paul's Female Seminary	St. Paul, Minn.	Not in existence.
Blue Mountain Female College	Blue Mountain, Miss.	See Table VIII.
Inka Presbyterian Male High School	Inka, Miss.	Removed.
Academic School	Conway, N. H.	Not in existence.
Contocook Academy	Hopkinton, N. H.	See Contocookville.
Marlboro' Select School	Marlboro', N. H.	Not in existence.
McCollum Institute	Mt. Vernon, N. H.	See Table VIII.
Warner Free High School	Warner, N. H.	See Simond's Free High School; identical.
Wolfborough and Tuftonborough Academy.	Wolfborough, N. H.	Now used by the public school of the district.
Miss Woodward's Seminary	Morristown, N. J.	See Miss Longwell's Seminary; identical.
Boarding and Day School for Young Ladies and Children.	Plainfield, N. J.	See Select School.
Cottage Seminary	Alden, N. Y.	Closed.
A. T. Baldwin's Private School	Brooklyn, N. Y.	Closed.
Ontario Female Seminary	Canandaigua, N. Y.	See Table VIII.
Ladies' School	Clifton Springs, N. Y.	See Foster School for Young Ladies; identical.
Miss Walther's Private School	College Point, N. Y.	Closed.
Bede Hall	Cooperstown, N. Y.	Closed.
Croton Military Institute	Croton Landing, N. Y.	Closed.
East Bloomfield Academy	East Bloomfield, N. Y.	Not in existence.
Macgregor Hall	Flushing, N. Y.	Closed.
St. Joseph's Academy	Fordham, N. Y.	Closed.
Fort Plain Seminary and Female Collegiate Institute.	Fort Plain, N. Y.	Closed.
Home School for Boys	Goshen, N. Y.	See Goshen Institute; identical.
Family School	Mechanicville, N. Y.	See Select School; identical.
Newburgh Institute and Family School for Boys.	Newburgh, N. Y.	See Siglar's Preparatory School Table VIII.
Jackson Institute	New York, N. Y.	See Suburban Seminary, Morrisania; identical.
Rockland Institute	Nyack, N. Y.	Closed.
Cary School	Oakfield, N. Y.	See Cary Collegiate Seminary; identical.
Red Creek Union Seminary	Red Creek, N. Y.	See Wolcott.
Rock Spring Seminary	Denver, N. C.	Name changed to Denver Seminary.
Hicksville Academy	Hayesville, N. C.	See Hayesville Academy; probably identical.
Mills River Academy	Henderson County, N. C.	Closed.
Hillsboro' Military Academy	Hillsboro', N. C.	Not in existence.
Bartlett Academy	Bartlett, Ohio.	Closed.
Dague's Collegiate Institute	Chillicothe, Ohio.	Post-office changed to Wadsworth.
St. Aloysius Seminary	Columbus, Ohio.	Closed.
Lodi Academy	Lodi, Ohio.	Now a graded school.
Friends' Boarding School	Mt. Pleasant, Ohio.	Closed; its place being supplied by Friends' Boarding School, Barnesville.
Germantown Academy	Germantown, Pa.	See Table VII.
School for Young Ladies (Miss Julia A. Wilson).	Germantown, Pa. (103 Harvey street).	Closed.
Hofwyl Academy	Kennett Square, Pa.	Superseded by Martin Academy.
University English Academy	Lewisburg, Pa.	United with the Classical Preparatory Department of the University at Lewisburg, with the name University Academy; see Table VII.
Boys' Select School	Philadelphia, Pa.	Closed.
Private School	(Cherry st. above 9th). Philadelphia, Pa.	See Young Ladies' Academy and Select School for Children; identical.

TABLE VI.—*Memoranda*—Continued.

Name.	Location.	Remarks.
Tioga Seminary.....	Philadelphia, Pa. (3416 N. 19th street).	Removed; not found.
Wallace Street Seminary for Young Ladies.....	Philadelphia, Pa. (1806 Wallace street).	See S. W. Janney and Sisters' Select School.
West Penn Square School .....	Philadelphia, Pa.....	See Agnes Irwin's School; identical.
McClellan's Institute for Boys .....	West Chester, Pa. ....	Closed.
J. C. Armstrong's Academy.....	Bon Aqua Station, Tenn.....	Not found.
Lebanon Female College.....	Lebanon, Tenn.....	Closed.
Masonic Female Institute .....	Maryville, Tenn.....	Closed.
Giles College .....	Pulaski, Tenn.....	Succeeded by Pulaski High School.
Clark Seminary for Young Ladies .....	Houston, Tex.....	Closed.
River-Side Institute .....	Lisbon, Tex.....	Closed.
St. Mary's Hall .....	San Antonio, Tex.....	Not in existence.
Norwich English and Classical Boarding School.....	Norwich, Vt.....	Closed.
Brattleboro' Academy .....	West Brattleboro', Vt ..	See Glenwood Classical Seminary; identical.
Culpeper Female Institute .....	Culpeper, Va .....	Removed to Gordonsville under the name of Gordonsville Female Institute.
Yelverton Home School .....	The Plains, Va .....	Closed.
Academy of the Visitation .....	Mt. de Chantal, near Wheeling, W. Va.....	Incorporated under name of Wheeling Female Academy.
Coalsmouth High School .....	St. Albans, W. Va.....	Name changed to Shelton College.
St. Albans Seminary .....	St. Albans, W. Va.....	Not in existence.
Jefferson Liberal Institute .....	Jefferson, Wis.....	Closed as an academic school.
Georgetown Female Seminary.....	Georgetown, D. C.....	Removed to Washington under name of Waverley Seminary.
Young Ladies' Seminary (Mrs. H. A. Wheeler).....	Georgetown, D. C.....	Closed.
English, French, and Classical Institute.....	Washington, D. C. (915 New York avenue).	Closed.
Misses Perley's Select School.....	Washington, D. C.....	Closed.
Select School (Miss Sarah A. Pollock) .....	Washington, D. C.....	Closed.
University of Washington Territory .....	Seattle, Wash. Ter.....	See Table IX.
St. Joseph's Academy.....	Steilacoom, Wash. Ter ..	Closed.

TABLE VII.—Statistics of preparatory schools, including schools for secondary instruction having preparatory departments, for 1878; from replies to inquiries by the United States Bureau of Education.

NOTE.—x indicates an affirmative answer; 0 signifies no or none; ..... indicates no answer.

1 Name.	2 Location.	3 Date of charter.	4 Date of organization.	5 Principal.	6 Religious denomination.	7 Number of instructors.	Students.						15 Number of years in full course of study.	16 Number of weeks in scholastic year.
							8 Number preparing for classical course in college.	9 Number preparing for scientific course in college.	10 Number of other students.	11 Age required for admission.	12 Entered college since close of last academic year.	13 Entered scientific school since close of last academic year.		
1 Oak Mount School for Boys	Napa, Cal.	.....	1873	C. M. Walker, A. B.	Non-sect.	6	15	9	50	7	3	.....	40	
2 California Military Academy	Oakland, Cal.	0	1865	Rev. David McClure, B. D., and Maj. Stewart McClure.	Non-sect.	8	8	102	.....	(a)	3	4	40	
3 Oakland High School	Oakland, Cal.	1869	1869	J. H. McClellan, A. M.	Non-sect.	9	50	200	14	10	13	3	41	
4 Franciscan College	Santa Barbara, Cal.	1870	1868	Very Rev. F. M. Roman, O. S. F.	R. C.	6	60	40	8	0	0	10	38	
5 Santa Barbara College	Santa Barbara, Cal.	1869	1872	Rev. F. P. K. Murphy	Non-sect.	9	3	64	(a)	.....	.....	6	40	
6 Golden Academy	Golden, Colo.	.....	1878	Rev. W. L. Ballman, A. M.	P. E.	2	0	21	0	.....	.....	6	40	
7 Hartford Public High School	Hartford, Conn.	0	1847	William H. Russell, A. M.	Non-sect.	15	125	30	300	12	4	60	40	
8 Colclists and Commercial Institute	New Haven, Conn.	.....	1856	William Lee Henshaw, A. M.	Non-sect.	13	25	15	60	12	3	1	38	
9 Hopkins Grammar School	New Haven, Conn.	1860	1864	Rev. William Hutchison, A. M.	Non-sect.	7	30	140	0	12	3	5	38	
10 Northford Academy	New Haven, Conn.	1864	1858	J. A. Shaw, A. M.	Cong.	6	32	8	83	(a)	5	1	40	
11 Connecticut Literary Institution	Storford, Conn.	1863	1863	Charles F. W. Hubbard	Baptist	7	30	.....	.....	(a)	5	1	40	
12 Woodstock Academy	Woodstock, Conn.	.....	1863	Alfred and Lowry	M. E. S.	3	6	53	.....	(a)	.....	.....	40	
13 South Georgia Male Institute	Danvers, Ga.	1872	1872	Irs W. Allen, A. M., L. D.	Non-sect.	14	55	30	42	6	.....	8	40	
14 Alton Academy and Polytechnic Institute.	Chicago, Ill. (144 and 146 22d street).	.....	1874	George W. Bailey (secretary)	Non-sect.	(c)	11	10	.....	.....	.....	.....	38	
15 Whipple Academy	Jacks Prairie, Ill.	1857	1857	Albert P. Sablin, A. M.	Presb.	10	36	5	40	10	4	4	40	
16 Lake Forest Academy <sup>d</sup>	Quincy, Ill.	1857	1859	Rev. P. A. Miller, O. S. F.	R. C.	.....	.....	.....	.....	.....	.....	.....	.....	
17 St. Francis School College	Quincy, Ill.	1873	.....	.....	.....	.....	.....	.....	.....	.....	.....	.....	.....	
18 Indianapolis Classical School	Indianapolis, Ind.	.....	1876	Sewall and Abbot	.....	4	(30)	.....	.....	.....	.....	5	38	

<sup>a</sup> From Report of the Commissioner of Education for 1877. <sup>b</sup> At present the boarding department is temporarily closed; the department for day pupils has principally those in primary classes. <sup>c</sup> Under faculty of Illinois College (see Table IX), having only 1 instructor exclusive of those in the college. <sup>d</sup> Buildings since destroyed by fire; school closed.

TABLE VII.—Statistics of preparatory schools, including schools for secondary instruction having preparatory departments, for 1878, &c.—Continued.

Name.	Location.	Date of charter.	Date of organization.	Principal.	Religious denomination.	Students.											Number of weeks in scholastic year.
						6	7	8	9	10	11	12	13	14	15	16	
10 Burlington Collegiate Institute	Burlington, Iowa	1832	1832	L. E. Wortman	Baptist	6	11	1	71	(a)	0	0	0	4	38		
20 Lyndland Institute	Glendale, Ky	1867	1867	Gen. William F. Perry	Non-sect.	6	19	15	63	(a)	8	5	40	83			
21 Edward Little High School	Auburn, Me.	1835	1835	J. V. W. Rich	Non-sect.	3	18	6	113	(a)	14	8	4	33			
22 Hebron Academy	Hebron, Me.	1804	1807	E. A. Daniels	Baptist	0	30	0	60	(a)	14	4	4	33			
23 Houlton Academy	Houlton, Me.	1817	1847	Rav. W. S. Knowlton, A. M.	Baptist	4	(33)	70	70								
24 Nichols Latin School	Lewiston, Me.	1868	1868	Eritz W. Baldwin, A. M.	Free Bap	5	65	0	53	14	2	0	3	39			
25 Waterville Classical Institute	Waterville, Me.	1829	1829	J. H. Hanson, L. D.	Baptist	4	50	0	53	(a)	26	4	3	40			
26 Friends' Elementary and High School	Baltimore, Md. (Lombard street, near Eutaw)	1842	1864	Eli M. Lamb	Friends	13	12	5	185	8	5	6	9	40			
27 Rockville Academy	Rockville, Md.	1805	1811	John W. Page	Non-sect.	2	9	0	0	(a)	2	1	44				
28 Phillips Academy	Andover, Mass.	1790	1778	Cecil F. P. Bamford, Ph. D.	Non-sect.	7	111	76	0	(a)	28	3	391				
29 Channery Hall School*	Boston, Mass. (259 Boylston street)	0	1828	T. Guabing, W. H. Ladd, and H. B. Cushing	Non-sect.	17	(40)	150	4	4	5	14	40				
30 English and Classical School for Boys	Boston, Mass. (10 Somerset street)	0	1860	W. N. Eays, A. B.		5	11	7	22	10	5	1	4	40			
31 English High School	Boston, Mass.	0	1821	Edwin P. Scaver	Non-sect.	20	0	404	13	0	2	76	3	40			
32 Private Classical School	Boston, Mass. (20 Boylston Place)	0	1860	John P. Hopkinson	Non-sect.	5	70	10	5	0	5	0	6-7	40			
33 Private Classical School	Boston, Mass. (40 Winter street)	0	1866	George W. C. Noble, A. M.	Non-sect.	6	65	5	10	7	4	6	40				
34 Public Latin School	Boston, Mass. (Bedford st.)		1835	Moses Merrill		14	(431)	0	0	32	1	1	8	40			
35 Cambridge High School	Cambridge, Mass.		1848	Lyman R. Williston		13	61	396	18	18	66	4, 5	40				
36 Day and Family School	Cambridge, Mass. (123 Inman street)		1865	Joshua Kendall		2	0	1	14	8	40	40					

NOTE.—x indicates an affirmative answer; 0 signifies no or none; .... indicates no answer.

37	Public High School.....	Concord, Mass.....	1851	William L. Eaton.....	3	12	29	14	2	11	5	4	40
38	Williston Seminary*.....	Easthampton, Mass.....	1841	James M. Whiton, P.E. D.....	10	90	70	17	23	8	18	3	39
39	Lawrence Academy.....	Groton, Mass.....	1793	E. S. Ball, A. M.....	4	14	43	5	5	7	3	4	304
40	Monson Academy.....	Monson, Mass.....	1804	Rev. Charles Hammond, LL. D.....	4	25	5	12	2	0	1	3	86
41	Classical School for Girls.....	Northampton, Mass.....	1877	Miss Mary A. Burham.....	10	27	0	21	5	0	1	3	99
42	Mr. Knapp's Home School.....	Plymouth, Mass.....	1867	Frederick N. Knapp.....	3	4	4	4	10	2	0	40	37
43	Adams Academy.....	Quincy, Mass.....	1872	William Everett, Ph. D.....	4	60	4	4	13	20	5	4	37
44	St. Mark's School.....	Southborough, Mass.....	1865	Rev. J. I. T. Coolidge, P. D.....	5	48	4	35	12	4	1	4	38
45	Greylock Institute.....	South Williamstown, Mass.....	1842	Benjamin F. Mills, A. M.....	9	25	4	35	10	0	2	6	38
46	Springfield Collegiate Institute*.....	Springfield, Mass.....	1855	Rev. C. C. Scabbin, A. M.....	1	4	1	12	2	2	2	52	37
47	Edwards Place School.....	Stockbridge, Mass.....	1855	Ferdinand Hoffmann.....	12	20	16	38	8	5	3	15	8
48	West Newton English and Classical School.....	West Newton, Mass.....	1855	Nathaniel T. Allen.....	12	20	16	38	8	5	3	15	8
49	Worcester Academy.....	Worcester, Mass.....	1834	Nathan Leavenworth, A. M.....	7	20	8	40	14	1	0	2	4
50	Austin Academy.....	Centre Strafford, N. H.....	1830	Rev. Sullivan C. Kimball, A. M.....	2	3	41	4	0	4	0	4	40
51	St. Paul's School.....	Concord, N. H.....	1855	Rev. Henry A. Colt, P. D.....	16	170	20	20	12	28	2	6	0
52	Phillips Exeter Academy.....	Exeter, N. H.....	1781	Albert C. Perkins, A. M.....	6	114	0	30	13	36	3	4	89
53	Kimball Union Academy.....	Meriden, N. H.....	1813	George J. Cummings, A. M.....	5	50	10	69	14	10	4	39	89
54	McCollum Institute.....	Mont Vernon, N. H.....	1850	W. H. Ray, B. A.....	5	15	6	39	5	0	5	0	86
55	Colby Academy.....	New London, N. H.....	1853	Elias J. MacEwan, A. M. (retd. deat principal).....	7	19	0	55	(g)	1	0	5	45
56	Farnum Preparatory School.....	Beverly, N. J.....	1856	J. Fletcher Street, A. M. (retd. deat principal).....	8	140	140	(g)	(g)	1	10	4	39
57	Peddie Institute.....	Hightstown, N. J.....	1865	Rev. E. J. Avery, A. M.....	6	14	4	50	4	0	4	4	40
58	Stevens High School.....	Hoboken, N. J.....	1870	Rev. Edward Wall, A. M.....	5	2	5	28	7	2	4	36	36
59	Princeton College Preparatory School.....	Princeton, N. J.....	1872	Rev. Chas. Jewett Collins, A. M.....	3	20	4	23	(g)	Non-sect.	4	3	39
60	Cazenovia Seminary.....	Cazenovia, N. Y.....	1825	Rev. E. W. Hall, A. M.....	11	120	203	233	(g)	Non-sect.	3	3	39
61	Claverack College and Hudson River Institute.....	Claverack, N. Y.....	1829	Rev. Alonso Fleck, Ph. D.....	20	41	20	153	10	7	4	12	23, 4
62	Fort Edward Collegiate Institute.....	Fort Edward, N. Y.....	1854	Rev. Joseph E. King, D. D., Ph. D.....	15	25	10	265	18	10	3	27	3
63	Colgate Academy.....	Hamilton, N. Y.....	1853	Francis W. Towle.....	6	76	8	27	14	31	0	2	4
64	Cook Academy.....	Havana, N. Y.....	1873	A. C. Winters, A. M.....	8	85	5	165	5	0	19	3	39
65	Ithaca High School*.....	Ithaca, N. Y.....	1875	Fox Holden.....	6	30	40	70	(g)	10	4	4	89
66	Mr. Kim's School.....	Ithaca, N. Y.....	0	William Kinne, M. A.....	2	2	7	2	(g)	4	4	0	40
67	Kindershook Academy.....	Kindershook, N. Y.....	1823	George H. Taylor, A. M., Ph. D.....	5	8	7	41	12	0	0	4	40
68	Kingston Free Academy.....	Kingston, N. Y.....	1785	Charles H. Curtis, A. M., Ph. D.....	6	25	25	57	(g)	3	2	16	3
69	Siglar's Preparatory School.....	Newburgh, N. Y.....	1863	Henry W. Siglar.....	4	8	1	16	5	0	0	38	38
70	Anthorn Grammar School*.....	New York, N. Y.....	.....	Charles A. Miles.....	4	20	3	32	8	7	1	4	40
71	British Brothers' Preparatory Scientific School.....	New York, N. Y. (1257 Broadway).....	1878	T. J. and A. W. Brittain.....	3	18	18	18	8	8	4	4	40
72	Chaclier Institute*.....	New York, N. Y. (Central Park).....	0	Prof. Elie Charlier.....	30	40	20	100	7	8	6	14	10
73	Columbia Grammar School.....	New York, N. Y. (833 and 835 4th ave.).....	0	Bacon and Campbell.....	16	68	20	90	7	14	3	13	8
74	Dabney University School.....	New York, N. Y. (25 E. 26th st.).....	1874	V. Dabney.....	2	15	5	1	7	3	2	2	38
75	Preparatory Scientific School.....	New York, N. Y. (210 W. 42d st.).....	0	Prof. Alfred Colin, M. E.....	4	6	9	.....	8	0	1	.....	8
76	University Grammar School.....	New York, N. Y. (1481 Broadway).....	1837	M. M. Hobby and Wm. L. Akin, A. M.....	9	10	6	65	7	.....	.....	4	40
77	Park Institute.....	Eye, N. Y.....	1869	Henry Tatlock, A. M.....	5	50	10	0	6	4	0	0	12
78	St. John's School.....	Sing Sing, N. Y.....	1869	Rev. J. B. Gibson, D. D.....	8	35	48	10-15	1	2	7	6	40

\* From Report of the Commissioner of Education for 1877. † Not specified.





95	North Broad Street Select School for Young Men and Boys.	Philadelphia, Pa. (cor. Broad st. and Fairmount ave.)	0	1868	George Eastburn, M. A.	Non-sect.	10	27	14	69	10	14	9	5	6	40
96	Collegiate Institute*	York, Pa.	1873	1873	Rev. J. McDougall, Jr., P. E. D.	Presb.	7	15	15	75	(a)	4	0	2	4	40
97	Greenwich Academy*	East Greenwich, R. I.	1862	1863	Rev. F. D. Blakelee, A. M.	M. E.	11	15	8	183	10	2	1	4	3	40
98	Rogers High School*	Newport, R. I.	0	1873	William W. Tilton, A. M.	Non-sect.	7	20	8	96	(a)	2	1	10	4	40
99	English and Classical School.	Providence, R. I. (49 Snow street).	0	1864	William A. Mowry, A. M., and Charles B. Goff, A. M.	Non-sect.	15	105	10	110	8	9	2	5	4	40
100	University Grammar School*	Providence, R. I.	0	1764	Merrick Lyon, A. M., LL. D., and Emory Lyon, A. M., M. D.	Baptist.	5	35	6	10	8	9	0	5	4	38
101	Mount Zion Institute.	Winnaboro, S. C.	1773	1777	R. Means Davis	Non-sect.	3	20	0	130	6	...	...	...	...	40
102	McKenzie Male and Female College*	McKenzie, Tenn.	1871	1871	Rev. Evessa R. Miller, A. M.	M. E. So	5	20	30	30	(a)	112	...	...	...	40
103	St. Mary's Institute*	Sau Antonio, Tex.	0	1853	Brother Charles Francis	R. C.	14	10	15	250	6	4	...	12	5, 7	42
104	Burr and Burton Seminary*	Manchester, Vt.	1829	1833	Rev. H. H. Shaw, A. M.	Cong.	5	6	0	42	(a)	4	1	4	3	40
105	Green Mountain Seminary*	Waterbury Centre, Vt.	1862	1869	Miss Lizzie Colley	Free Bap.	3	3	...	50	(a)	...	...	...	...	36
106	Kenmore University High School.	Amherst Court House, Va.	...	1872	H. A. Strode	Non-sect.	2	(33)	...	...	...	...	...	...	...	39
107	Bellevue High School.	Bellevue, Va.	...	1866	William R. Abbot	Non-sect.	3	(38)	...	...	...	12	5	3	6	38
108	Norwood High School and College*	Norwood, Va.	...	1865	William D. Cabell	Non-sect.	4	30	14	40	(a)	6	8	6	5	40
109	University School	Petersburg, Va.	...	1865	William Gordon McCabe, A. M.	Non-sect.	3	(70)	...	...	...	6	6	6	5	40
110	Hanover Academy	Taylorville, Va.	...	1850	Col. H. P. Jones, M. A., and Maj. H. W. Jones.	Non-sect.	3	10	15	20	14	5	2	6	4	39
111	Wayland University	Beaver Dam, Wis.	1865	1865	Rev. S. E. Wood, A. M., B. D.	Baptist.	7	12	10	69	...	4	...	2	3	39
112	Janesville Classical Academy	Janesville, Wis.	...	1876	Rev. D. B. Jackson	Non-sect.	...	...	...	...	...	12	...	...	...	40
113	Markham Academy	Milwaukee, Wis.	...	1864	Albert Markham	Non-sect.	4	21	10	39	...	...	0	2	3-4	40
114	Preparatory department of Northwestern University.*	Watertown, Wis.	1864	1865	Augustus F. Ernst.	Lutheran.	7	49	37	46	(a)	14	7	...	...	40

b Not limited.

c Not specified.

\* From Report of the Commissioner of Education for 1877.





TABLE VII.—Statistics of preparatory schools, including schools for secondary instruction having preparatory departments, for 1878, &c.—Continued.

Name.	17	18	19	Library.		Annual charge to each student for tuition.	Average cost of board and lodging per annum.	24	25	26	27	Scolastic year begins—
				Number of volumes.	Increase in the last school year.							
1												
64 Cook Academy.....	x	x	x	800	150	\$21, 80, 36	\$170	\$156, 000	\$0	\$0	\$6, 227	Sept., 1st Tues.
65 Ohio High School.....	x	x	x	600	12	150	150	12, 000	0	\$0	750	August 1
66 Mr. Kline School.....	0	x	x	600	30	(500)	350	20, 000	0	0	0	September.
67 Underwood Academy.....	0	x	x	573	17	40-60	350	5, 000	0	0	1, 870	Sept., 1st Wed.
68 Kingston Free Academy.....	x	x	x	830	40	636	172	44, 000	5, 100	357	323	Sept., 1st Mon.
69 Siglar's Preparatory School.....	x	0	0	400	400	150-250	400	30, 000	0	0	0	Sept., 1st Tues.
70 Aulton Grammar School.....	x	0	0	0	0	80-150	0	0	0	0	0	Sept., 1st Mon.
71 British Brothers' Preparatory Scientific School.....	0	0	0	3, 000	100	100-300	460	400, 000	0	0	0	September 18
72 Charter I. Scientific.....	x	x	x	0	0	100-250	0	0	0	0	2, 750	September 16.
73 Columbia Grammar School.....	0	x	0	0	0	100-300	0	0	0	0	3, 294	September 16.
74 Dobson University School.....	0	x	0	0	0	200-300	0	0	0	0	0	September 24
75 Preparatory Scientific School.....	0	x	0	0	0	0	4500	25, 000	0	0	5, 000	September 16.
76 University Grammar School.....	0	x	0	0	0	60, 80, 120	4500	60, 000	0	0	0	September 11.
77 York Institute.....	0	x	x	700	100	(600)	400	60, 000	0	0	0	September 11.
78 St. John's School.....	0	x	x	1, 500	0	400	300	70, 000	0	0	3, 000	Sept., 1st Wed.
79 De Young College.....	0	0	x	500	0	50-100	0	50, 000	0	0	10, 500	September.
80 Rev. M. R. Hooper's Academy for Clergymen.....	x	x	x	800	250	7100	500	0	0	0	7, 000	September 15.
81 Ohio's Preparing Classical and Scientific Institute.....	x	x	x	500	30	100-150	500	40, 000	0	0	17, 500	Sept., 2d Wed.
82 College School.....	x	x	x	500	30	100-150	180	40, 000	0	0	0	September 10.
83 Brooks School.....	x	x	x	15, 000	0	0	300	300, 000	150, 000	8, 967	3, 400	September 3.
84 Minor Hall.....	x	x	x	0	0	0	0	0	0	0	0	September 4.
85 Department of preparatory instruction in Oberlin College.....	x	x	x	0	0	0	0	0	0	0	0	0

NOTE.—x indicates an affirmative answer; 0 signifies no or none; .... indicates no answer.

No.	Name of Institution	Sex	0	10,000	116	40-60	d300	200,000	0	0	0	1,800
86	Miami Classical and Scientific Training School for Boys.	x	x	0	10,000	116	40-60	d300	200,000	0	0	1,800
87	Chambersburg Academy.	0	0	550	50	40-56	200	30,000	30,000	0	0	2,000
88	Germantown Academy.	x	x	250	0	50-100	f140	50,000	50,000	0	0	9,600
89	Wilmington Seminary.	x	x	1,500	0	28		150,000	150,000	0	0	8,000
90	Franklin and Marshall Academy.	(g)	(g)	(g)				(g)	(g)	(g)	(g)	(g)
91	University Academy.	x	x	1,500		16-50	200	15,000	15,000			11,500
92	Lewisburg Academy.	x	x	1,250	0	(350)		61,800	61,800			8,850
93	Cumberland Valley Institute.*	x	x	800		140		66,000	66,000			11,500
94	Fay's Smith's Classical and Mathematical School.	x	x	800		140		66,000	66,000			11,500
95	North Broad Street Select School for Young Men and Boys.	x	x	800		140		66,000	66,000			11,500
96	Collegiate Institute.	x	x	1,500	200	40	200	7,500	7,500	60,000	4,200	8,500
97	Greenwich Academy.*	x	x	1,500	0	24-33	1150	75,000	75,000	1,000	0	4,500
98	Bogers High School.*	x	x	1,500	50	60-120	300	41,000	41,000	100,000	6,000	60
99	Univ. and Classical School.	x	x	1,053	100	60-125		100,000	100,000	0	0	28,050
100	Mount Zion Institute.	0	0	0	0	(6)	150	(1)	(1)			2,200
101	McKenzie Male and Female Col- lege.	0	0	0	0	40, 20	90	4,000	4,000			2,200
102	St. Mary's Institute.*	0	0	800-1,200		(180)	140	25,000	25,000	10,000	600	1,800
103	Burr and Barton Seminary.*	x	x	1,000	40	143-653		30,000	30,000			1,800
104	Green Mountain Seminary.*	x	x	250								
105	Green Mountain High School	x	x	0								
106	Kennett University High School	x	x	0								
107	Bellview High School	x	x	2,100	75	100	170	10,000	10,000			
108	Northwood High School and College	x	x	400		(350)		2,500	2,500			
109	University School	0	0	2,500	800	75	225	15,000	15,000			
110	Waynes Academy.	0	0	1,750	150	26	80	25,000	25,000	5,000	800	
111	Waynes University	0	0	0		20-40						
112	Jaysville Classical Academy	0	0	0		80, 120	250	20,000	20,000	0	0	4,650
113	Markham Academy	0	0	0		523		50,000	50,000			2,150
114	Preparatory Department of North- western University.*	x	x	2,300	100							

\* From Report of the Commissioner of Education for 1877.

a For non-residents only.

b Uses those of Columbia College.

c Value of apparatus.

d Board and tuition.

d Exclusive of farm.

f Average charge.

g Uses the apparatus and Library of the University at Lewisburg; for report of finances, see report of the university in Table IX.

h Including heat and light.

† Common school tuition free; classics or modern languages, higher mathematics or science, \$2.50 a month.

‡ Building destroyed by fire.

§ Principal's library.

TABLE VII.—*Memoranda.*

Name.	Location.	Remarks.
Jarvis Hall .....	Golden, Colo .....	Buildings burned; school work continued under name of Golden Academy.
Preparatory department of Griswold College..	Davenport, Iowa .....	See Table IX.
Bethlehem Academy .....	Elizabethtown, Ky .....	No information received.
Maine Central Institute .....	Pittsfield, Me .....	No information received.
Lebanon Academy .....	West Lebanon, Me .....	No information received.
Private Latin School .....	Boston, Mass .....	No information received.
Warren Academy .....	Woburn, Mass .....	No information received.
New London Literary and Scientific Institution	New London, N. H. ....	See Colby Academy; identical.
Preparatory department of Burlington College.	Burlington, N. J .....	No information received.
Rutgers College Grammar School .....	New Brunswick, N. J. ....	No information received.
Union Classical Institute .....	Schenectady, N. Y .....	No information received.
Easton Classical and Mathematical School .....	Easton, Pa .....	No information received.
"The Hill" School .....	Pottstown, Pa .....	No information received.
Lapham Institute .....	North Scituate, R. I. ....	No information received.
Claffin University .....	Orangeburg, S. C .....	See Table IX.
Brattleboro' Academy .....	West Brattleboro', Vt. ....	See Glenwood Classical Seminary, Table VI; identical.
Milwaukee Academy .....	Milwaukee, Wis .....	Name changed to Markham Academy.



TABLE VIII.—Statistics of institutions for the superior instruction of women for 1878, &c.—Continued.

NOTE.—x indicates an affirmative answer; 0 signifies no or none; ..... indicates no answer.

Name.	Location.	Date of charter.	Date of organization.	President or principal.	Religious denomination.	Corps of instruction.			Instructors in preparatory department.	Number in preparatory department.	Students.				Total number in all departments.	Number of scholarships.
						Total.	Male.	Female.			In special or partial course.	In regular course.	Number in collegiate department.	Number of grad. students.		
Griffin Female College.....	Griffin, Ga.	1848	1849	A. B. Niles, A. M.	Non-sect	6	3	3	2	40	24	.....	.....	108	.....	
Hamilton Female College*.....	Hamilton, Ga.	1854	1854	J. H. Lovelace, A. M.	Non-sect	3	1	2	1	24	72	8	4	168	0	
Southern Female College.....	La Grange, Ga.	1844	1844	L. F. Cox, A. M.	Non-sect	9	2	6	1	32	156	10	24	222	4	
Wesleyan Female College.....	Macon, Ga.	1836	1839	Rev. W. C. Bass, D. D.	M. E. S.	11	5	6	2	2	3	40	.....	100	.....	
Marquette Female College.....	Marietta, Ga.	1869	1872	J. Colton Lynes.....	Non-sect	4	2	2	1	25	75	.....	.....	45	.....	
College Temple.....	Newnan, Ga.	1853	1853	M. P. Kellogg, A. M.	Non-sect	7	1	6	1	25	15	5	.....	134	0	
Houston Female College*.....	Perry, Ga.	1853	1853	Rev. J. M. M. Caldwell.	Baptist.	3	1	2	1	41	88	.....	.....	70	.....	
Rome Female College.....	Rome, Ga.	1877	1857	Rev. R. D. Mallary, A. M.	Presb.	8	3	5	.....	20	56	8	.....	64	.....	
Shorter College.....	Thomasville, Ga.	.....	1871	John E. Baker.....	Non-sect	4	1	3	1	16	36	8	.....	80	.....	
Young Female College.....	Greenville, Ill.	1859	1856	Rev. John B. White, A. M.	Baptist.	7	1	6	1	20	52	10	3	90	.....	
Albina College*.....	Highland Park, Ill.	1876	1876	Edward P. Weston, A. M.	Non-sect	11	3	8	(a)	32	74	33	8	140	.....	
Illinois College for Women.....	Jacksonville, Ill.	1847	1848	Rev. William F. Short, A. M.	M. E.	5	2	3	2	22	64	9	3	118	.....	
Tulnouth Female College.....	Jacksonville, Ill.	1835	1830	E. F. Ballard, A. M.	Presb.	10	3	7	6	37	51	3	.....	90	0	
St. Mary's School.....	Knoxville, Ill.	1859	1868	Rev. C. W. Leffingwell, D. D.	P. E.	10	3	7	.....	37	51	3	.....	90	0	
St. Mary's School.....	Lake Forest, Ill.	.....	1869	Rev. A. G. Wilson, A. M.	Presb.	13	4	9	1	44	34	13	0	91	0	
Ferry Hall, Lake Forest Univ'y.....	Morgan Park, Ill.	1874	1873	Sister Mary Claudine.	Non-sect	13	4	9	1	14	44	12	6	76	0	
Chicago Female College.....	Morris, Ill.	1868	1857	Gilbert Thayer, L. D.	R. C.	13	2	11	.....	200	97	3	.....	175	0	
St. Angela's Academy.....	Morgan Park, Ill.	1857	1857	Mrs. F. A. W. Shimer.....	Non-sect	15	2	13	.....	41	43	21	0	200	0	
St. Carroll Seminary.....	Mount Carroll, Ill.	1852	1843	Miss Anna P. Sill.....	C. & P.	17	2	15	3	41	43	21	0	180	3	
Rockford Female Seminary.....	Rockford, Ill.	1847	1849	Rev. F. E. Holland.....	Moravian	7	2	5	.....	.....	.....	.....	.....	50	.....	
Rockford Female Seminary.....	Rockford, Ill.	1847	1849	Rev. F. E. Holland.....	Moravian	7	2	5	.....	.....	.....	.....	.....	50	.....	
Rockford Female Seminary.....	Rockford, Ill.	1847	1849	Rev. F. E. Holland.....	Moravian	7	2	5	.....	.....	.....	.....	.....	50	.....	
Rockford Female Seminary.....	Rockford, Ill.	1847	1849	Rev. F. E. Holland.....	Moravian	7	2	5	.....	.....	.....	.....	.....	50	.....	
Rockford Female Seminary.....	Rockford, Ill.	1847	1849	Rev. F. E. Holland.....	Moravian	7	2	5	.....	.....	.....	.....	.....	50	.....	
Rockford Female Seminary.....	Rockford, Ill.	1847	1849	Rev. F. E. Holland.....	Moravian	7	2	5	.....	.....	.....	.....	.....	50	.....	
Rockford Female Seminary.....	Rockford, Ill.	1847	1849	Rev. F. E. Holland.....	Moravian	7	2	5	.....	.....	.....	.....	.....	50	.....	
Rockford Female Seminary.....	Rockford, Ill.	1847	1849	Rev. F. E. Holland.....	Moravian	7	2	5	.....	.....	.....	.....	.....	50	.....	
Rockford Female Seminary.....	Rockford, Ill.	1847	1849	Rev. F. E. Holland.....	Moravian	7	2	5	.....	.....	.....	.....	.....	50	.....	
Rockford Female Seminary.....	Rockford, Ill.	1847	1849	Rev. F. E. Holland.....	Moravian	7	2	5	.....	.....	.....	.....	.....	50	.....	
Rockford Female Seminary.....	Rockford, Ill.	1847	1849	Rev. F. E. Holland.....	Moravian	7	2	5	.....	.....	.....	.....	.....	50	.....	
Rockford Female Seminary.....	Rockford, Ill.	1847	1849	Rev. F. E. Holland.....	Moravian	7	2	5	.....	.....	.....	.....	.....	50	.....	
Rockford Female Seminary.....	Rockford, Ill.	1847	1849	Rev. F. E. Holland.....	Moravian	7	2	5	.....	.....	.....	.....	.....	50	.....	
Rockford Female Seminary.....	Rockford, Ill.	1847	1849	Rev. F. E. Holland.....	Moravian	7	2	5	.....	.....	.....	.....	.....	50	.....	
Rockford Female Seminary.....	Rockford, Ill.	1847	1849	Rev. F. E. Holland.....	Moravian	7	2	5	.....	.....	.....	.....	.....	50	.....	
Rockford Female Seminary.....	Rockford, Ill.	1847	1849	Rev. F. E. Holland.....	Moravian	7	2	5	.....	.....	.....	.....	.....	50	.....	
Rockford Female Seminary.....	Rockford, Ill.	1847	1849	Rev. F. E. Holland.....	Moravian	7	2	5	.....	.....	.....	.....	.....	50	.....	
Rockford Female Seminary.....	Rockford, Ill.	1847	1849	Rev. F. E. Holland.....	Moravian	7	2	5	.....	.....	.....	.....	.....	50	.....	
Rockford Female Seminary.....	Rockford, Ill.	1847	1849	Rev. F. E. Holland.....	Moravian	7	2	5	.....	.....	.....	.....	.....	50	.....	
Rockford Female Seminary.....	Rockford, Ill.	1847	1849	Rev. F. E. Holland.....	Moravian	7	2	5	.....	.....	.....	.....	.....	50	.....	
Rockford Female Seminary.....	Rockford, Ill.	1847	1849	Rev. F. E. Holland.....	Moravian	7	2	5	.....	.....	.....	.....	.....	50	.....	
Rockford Female Seminary.....	Rockford, Ill.	1847	1849	Rev. F. E. Holland.....	Moravian	7	2	5	.....	.....	.....	.....	.....	50	.....	
Rockford Female Seminary.....	Rockford, Ill.	1847	1849	Rev. F. E. Holland.....	Moravian	7	2	5	.....	.....	.....	.....	.....	50	.....	
Rockford Female Seminary.....	Rockford, Ill.	1847	1849	Rev. F. E. Holland.....	Moravian	7	2	5	.....	.....	.....	.....	.....	50	.....	
Rockford Female Seminary.....	Rockford, Ill.	1847	1849	Rev. F. E. Holland.....	Moravian	7	2	5	.....	.....	.....	.....	.....	50	.....	
Rockford Female Seminary.....	Rockford, Ill.	1847	1849	Rev. F. E. Holland.....	Moravian	7	2	5	.....	.....	.....	.....	.....	50	.....	
Rockford Female Seminary.....	Rockford, Ill.	1847	1849	Rev. F. E. Holland.....	Moravian	7	2	5	.....	.....	.....	.....	.....	50	.....	
Rockford Female Seminary.....	Rockford, Ill.	1847	1849	Rev. F. E. Holland.....	Moravian	7	2	5	.....	.....	.....	.....	.....	50	.....	
Rockford Female Seminary.....	Rockford, Ill.	1847	1849	Rev. F. E. Holland.....	Moravian	7	2	5	.....	.....	.....	.....	.....	50	.....	
Rockford Female Seminary.....	Rockford, Ill.	1847	1849	Rev. F. E. Holland.....	Moravian	7	2	5	.....	.....	.....	.....	.....	50	.....	
Rockford Female Seminary.....	Rockford, Ill.	1847	1849	Rev. F. E. Holland.....	Moravian	7	2	5	.....	.....	.....	.....	.....	50	.....	
Rockford Female Seminary.....	Rockford, Ill.	1847	1849	Rev. F. E. Holland.....	Moravian	7	2	5	.....	.....	.....	.....	.....	50	.....	
Rockford Female Seminary.....	Rockford, Ill.	1847	1849	Rev. F. E. Holland.....	Moravian	7	2	5	.....	.....	.....	.....	.....	50	.....	
Rockford Female Seminary.....	Rockford, Ill.	1847	1849	Rev. F. E. Holland.....	Moravian	7	2	5	.....	.....	.....	.....	.....	50	.....	
Rockford Female Seminary.....	Rockford, Ill.	1847	1849	Rev. F. E. Holland.....	Moravian	7	2	5	.....	.....	.....	.....	.....	50	.....	
Rockford Female Seminary.....	Rockford, Ill.	1847	1849	Rev. F. E. Holland.....	Moravian	7	2	5	.....	.....	.....	.....	.....	50	.....	
Rockford Female Seminary.....	Rockford, Ill.	1847	1849	Rev. F. E. Holland.....	Moravian	7	2	5	.....	.....	.....	.....	.....	50	.....	
Rockford Female Seminary.....	Rockford, Ill.	1847	1849	Rev. F. E. Holland.....	Moravian	7	2	5	.....	.....	.....	.....	.....	50	.....	
Rockford Female Seminary.....	Rockford, Ill.	1847	1849	Rev. F. E. Holland.....	Moravian	7	2	5	.....	.....	.....	.....	.....	50	.....	
Rockford Female Seminary.....	Rockford, Ill.	1847	1849	Rev. F. E. Holland.....	Moravian	7	2	5	.....	.....	.....	.....	.....	50	.....	
Rockford Female Seminary.....	Rockford, Ill.	1847	1849	Rev. F. E. Holland.....	Moravian	7	2	5	.....	.....	.....	.....	.....	50	.....	
Rockford Female Seminary.....	Rockford, Ill.	1847	1849	Rev. F. E. Holland.....	Moravian	7	2	5	.....	.....	.....	.....	.....	50	.....	
Rockford Female Seminary.....	Rockford, Ill.	1847	1849	Rev. F. E. Holland.....	Moravian	7	2	5	.....	.....	.....	.....	.....	50	.....	
Rockford Female Seminary.....	Rockford, Ill.	1847	1849	Rev. F. E. Holland.....	Moravian	7	2	5	.....	.....	.....	.....	.....	50	.....	
Rockford Female Seminary.....	Rockford, Ill.	1847	1849	Rev. F. E. Holland.....	Moravian	7	2	5	.....	.....	.....	.....	.....	50	.....	
Rockford Female Seminary.....	Rockford, Ill.	1847	1849	Rev. F. E. Holland.....	Moravian	7	2	5	.....	.....	.....	.....	.....	50	.....	
Rockford Female Seminary.....	Rockford, Ill.	1847	1849	Rev. F. E. Holland.....	Moravian	7	2	5	.....	.....	.....	.....	.....	50	.....	
Rockford Female Seminary.....	Rockford, Ill.	1847	1849	Rev. F. E. Holland.....	Moravian	7	2	5	.....	.....	.....	.....	.....	50	.....	
Rockford Female Seminary.....	Rockford, Ill.	1847	1849	Rev. F. E. Holland.....	Moravian	7	2	5	.....	.....	.....	.....	.....	50	.....	
Rockford Female Seminary.....	Rockford, Ill.	1847	1849	Rev. F. E. Holland.....	Moravian	7	2	5	.....	.....	.....	.....	.....	50	.....	
Rockford Female Seminary.....	Rockford, Ill.	1847	1849	Rev. F. E. Holland.....	Moravian	7	2	5	.....	.....	.....	.....	.....	50	.....	
Rockford Female Seminary.....	Rockford, Ill.	1847	1849	Rev. F. E. Holland.....	Moravian	7	2	5	.....	.....	.....	.....	.....	50	.....	
Rockford Female Seminary.....	Rockford, Ill.	1847	1849	Rev. F. E. Holland.....	Moravian	7	2	5	.....	.....	.....	.....	.....	50	.....	
Rockford Female Seminary.....	Rockford, Ill.	1847	1849	Rev. F. E. Holland.....	Moravian	7	2	5	.....	.....	.....	.....	.....	50	.....	
Rockford Female Seminary.....	Rockford, Ill.	1847	1849	Rev. F. E. Holland.....	Moravian	7	2	5	.....	.....	.....	.....	.....	50	.....	
Rockford Female Seminary.....	Rockford, Ill.	1847	1849	Rev. F. E. Holland.....	Moravian	7	2	5	.....	.....	.....	.....	.....	50	.....	
Rockford Female Seminary.....	Rockford, Ill.	1847	1849	Rev. F. E. Holland.....	Moravian	7	2	5	.....	.....	.....	.....	.....	50	.....	
Rockford Female Seminary.....	Rockford, Ill.	1847	1849	Rev. F. E. Holland.....	Moravian	7	2	5	.....	.....	.....	.....	.....	50	.....	
Rockford Female Seminary.....	Rockford, Ill.	1847	1849	Rev. F. E. Holland.....	Moravian	7	2	5	.....	.....	.....	.....	.....	50	.....	
Rockford Female Seminary.....	Rockford, Ill.	1847	1849	Rev. F. E. Holland.....	Moravian	7	2	5	.....	.....	.....	.....	.....	50	.....	
Rockford Female Seminary.....	Rockford, Ill.	1847	1849	Rev. F. E. Holland.....	Moravian	7	2	5	.....	.....	.....	.....	.....	50	.....	
Rockford Female Seminary.....	Rockford, Ill.	1847	1849	Rev. F. E. Holland.....	Moravian	7	2	5	.....	.....	.....	.....	.....	50	.....	
Rockford Female Seminary.....	Rockford, Ill.	1847	1849	Rev. F. E. Holland.....	Moravian	7	2	5	.....	.....	.....	.....	.....	50	.....	
Rockford Female Seminary.....	Rockford, Ill.	1847	1849	Rev. F. E. Holland.....	Moravian	7	2	5	.....	.....	.....	.....	.....	50	.....	
Rockford Female Seminary.....	Rockford, Ill.	1847	1849	Rev. F												



45	Bowling Green Presbyterian Female College.	1870	1871	T. Sumner Stevens	6	2	4	8	47	28	75	0
46	Clinton, Ky.	1875	1874	T. N. Wells, A. M.	6	2	4	3	75	75	0	160
47	Tarrant College.	1876	1875	Mrs. S. F. H. Tarrant	5	1	4	0	27	85	3	87
48	Franklin Female College.	1868	1868	Col. J. S. Austin, A. M.	5	2	6	1	30	68	6	185
49	Georgetown Female Seminary.	1829	1846	J. J. Rucker, A. M.	14	2	12	5	49	53	0	102
50	Liberty Female College.	1873	1875	James H. Futcha, A. M.	6	1	5	2	35	102	8	145
51	Daughters College.	1844	1856	John Ang. Williams	9	2	7	1	100	100	0	169
52	Bethel Female College.	1853	1854	J. W. Rust, A. M.	8	2	6	1	55	50	0	105
53	Home School for Girls	1866	1866	Mrs. M. J. Thompson	3	3	3	1	20	20	0	20
54	Christ Church Seminary	1869	1869	Miss Helen L. Totten	13	7	6	(a)	27	86	15	101
55	Hamilton Female College.	1869	1869	J. T. Patterson	1	4	1	1	27	26	1	84
56	Lexington Female College.	1869	1869	Rev. W. S. Ryland, A. M.	13	12	12	12	80	80	0	80
57	St. Catharine's Female Academy.	1851	1851	Sister Superiress	18	7	11	4	92	120	2	214
58	Louisville Female Seminary	1856	1853	Mrs. W. B. Nold	10	2	8	0	50	150	8	203
59	Millersburg Female Seminary	1876	1869	Rev. Geo. T. Gould, A. M., D. D.	5	1	4	0	13	51	0	64
60	Millersburg Female College.	1877	1869	W. H. Ramada, A. M.	7	3	4	1	30	42	7	79
61	Madison Female College.	1871	1847	W. S. Jones	5	3	2	1	25	90	0	105
62	Puduchah Female College.	1867	1869	A. B. Stark, LL. D.	7	2	5	1	30	0	0	85
63	Logan Female College.	1825	1825	Mrs. Julia A. Tevis	8	2	6	2	44	55	1	100
64	Science Hill Female Academy.	1849	1839	W. H. Stuart	7	1	6	2	40	89	0	129
65	Shelbyville Female College	1870	1870	Mrs. Sallie C. Truhear, A. M.	7	1	6	2	10	60	0	70
66	Shelbyville Female College	1864	1863	R. F. Cabell, A. B.	6	1	5	1	37	93	0	60
67	Cedar Bluff Female College	1864	1863	Edwin H. Roy, A. M.	6	1	5	1	37	93	0	25
68	Sullivan Female Collegiate Institute.	1832	1832		5	2	3	3	76	76	0	76
69	Keachi Female College.	1857	1858	Rev. J. H. Tucker	6	2	4	4	20	70	0	90
70	Mansfield Female College.	1855	1855	Rev. Theo. Armstrong, A. M.	5	2	4	5	37	53	0	90
71	Minden Female College.	1853	1853	Thomas O. Benton	11	2	9	2	70	53	0	100
72	Sylvestre-Learned Institute for Young Ladies.	1870	1870	Mrs. A. L. Psgaud	11	2	9	2	70	53	0	100
73	Maine Wesleyan Seminary and Female College.	1821	1821	Rev. H. P. Torrey, D. D., LL. D.	12	7	5	5	28	28	0	335
74	Waterville, Me.	1842	1829	J. H. Hanson, LL. D.	(d)	22	22	(d)	15	15	0	22
75	Baltimore, Md.	1838	1837	Sister Mary Paula Combe	23	8	4	1	16	56	1	73
76	Baltimore Female College.	1849	1848	N. C. Brooks, LL. D.	8	4	4	1	16	56	1	73
77	The Misses Norris' School* (32 McCulloch street).	1868	1868	Miss Rebecca S. Norris	6	1	5	4	25	6	0	40
78	Burkittsville Female Seminary*	1859	1859	Rev. J. H. Turner	5	1	4	4	24	24	0	81
79	Cambridge Female Seminary	1840	1843	J. F. Baugher, A. M.	5	1	3	4	8	54	10	5
80	Fredrick Female Seminary	1829	1829	Mrs. M. W. Hockellon	10	5	7	1	8	54	10	80
81	Abbot Academy	1851	1851	Miss Phyllis McKee	15	1	10	1	21	30	21	117
82	Lowell Seminary for Young Women	1851	1851	Charles C. Bradson, A. M.	18	7	11	4	21	30	21	72
83	Gannett Institute.	1854	1854	Rev. George Gannett, A. M.	18	6	12	12	21	30	21	67

\* From Report of the Commissioner of Education for 1877.  
 † Same teachers in preparatory and collegiate departments.  
 ‡ Includes students in music, drawing and painting, and modern languages.  
 § Includes some students in primary department.  
 d See Table VII.  
 e This number is included in the 65 students reported in Table VII.  
 f Special teachers.

TABLE VIII.—Statistics of institutions for the superior instruction of women for 1878, &c.—Continued.

NOTE.—x indicates an affirmative answer; 0 signifies no or none; ..... indicates no answer.

No.	Name.	Location.	Date of charter.	Date of organization.	President or principal.	Religious denomination.	Corps of instruction.			Instructors in preparatory department.	Number in preparatory department.	Students.				Total number in all departments.	Number of scholarship.
							Total.	Male.	Female.			In regular course.	In special or partial course.	Number of graduate students.	Number in collegiate department.		
84	Bradford Academy	Bradford, Mass.	1804	1803	Miss Annie E. Johnson	Cong.	10	1	9	1	84	12	44	128	1		
85	Smith College	Northampton, Mass.	1871	1875	Rev. J. Clark Seelye, D. D.	Non-sect	23	14	9	0	18	136	25	186	186		
86	Wheaton Female Seminary	Norton, Mass.	1837	1834	Miss Ellen M. Haskell	Cong.	11	1	10	0	13	68	25	106	61		
87	Maplewood Institute	Pittsfield, Mass.	1848	1841	Rev. C. V. Spear, A. M., and Rev. R. E. Avery, A. M.	Cong.	11	6	5	.....	.....	.....	.....	60	.....		
88	Mount Holyoke Female Seminary	South Hadley, Mass.	1836	1837	Miss Julia E. Ward	Non-sect	23	6	27	.....	.....	247	83	247	247		
89	Wellesley College	Wellesley, Mass.	1869	1875	Miss Adelaide Howard	Non-sect	21	1	20	.....	.....	.....	.....	859	4		
90	Oread Collegiate Institute*	Worcester, Mass.	1850	1848	Harris R. Green, A. M.	Non-sect	10	4	6	.....	.....	.....	.....	50	0		
91	Michigan Female Seminary	Kalamazoo, Mich.	1858	1857	Miss Jeanette Fisher	Presb.	7	1	6	0	0	60	.....	60	0		
92	Young Ladies Seminary and Collegiate Institute.*	Monroe, Mich.	1850	1849	Prof. E. J. Boyd, A. M.	Non-sect	8	3	5	2	33	53	6	93	0		
93	St. Mary's Hall	Fairbault, Minn.	1866	1866	Rt. Rev. H. B. Whipple, O. D.	P. E.	11	1	10	.....	.....	.....	.....	87	.....		
94	Bennet Seminary	Minneapolis, Minn.	1871	1869	Mrs. Margaret B. Milligan	Non-sect	5	1	4	.....	.....	.....	.....	8	.....		
95	Blue Mountain Female College	Blue Mountain, Miss.	1877	1873	M. P. Lowrey	Non-sect	7	2	5	.....	.....	.....	.....	43	.....		
96	Whitworth Female College	Brookhaven, Miss.	1860	1859	Rev. H. K. Johnson, A. M., D. D.	Meth.	13	4	9	1	59	144	0	203	0		
97	Central Female Institute	Clinton, Miss.	1853	1853	Rev. Walter Hillman, L. D.	Baptist.	6	2	4	.....	.....	.....	.....	6	0		
98	Columbus Female Institute*	Columbus, Miss.	1847	1847	Miss L. S. Street	Non-sect	7	1	6	1	30	40	8	81	8		
99	Franklin Female College	Holly Springs, Miss.	1849	1849	William Clark, A. M.	Non-sect	5	1	4	.....	.....	.....	.....	28	43		
100	Meridian Female College	Meridian, Miss.	1866	1865	Rev. C. M. Gordon, A. M.	Baptist	7	3	5	4	63	43	1	108	.....		
101	Union Female College	Oxford, Miss.	1854	1854	Rev. J. S. Howard, A. M.	Cumb. P.	1	7	2	.....	.....	.....	.....	148	154		
102	Chickasaw Female College	Pontotoc, Miss.	1852	1852	W. V. Frierson	Presb.	7	1	6	2	74	42	0	117	0		
103	Lea Female College	Savannah, Miss.	1877	1877	Rev. Chas. H. Otken, A. M.	Baptist.	6	1	5	2	45	48	0	93	0		
104	Christian College	Columbia, Mo.	1851	1851	George S. Bryant, A. M.	Christian	6	3	3	1	30	60	.....	90	.....		
105	Stephens Female College	Columbia, Mo.	1837	1850	R. P. Rider	Baptist.	9	1	8	2	35	40	25	4	104	.....	
106	Howard College	Fayette, Mo.	1859	1860	Rev. J. Henry Pritchett	M. E. So.	8	2	6	.....	.....	.....	.....	36	123		









TABLE VIII.—Statistics of institutions for the superior instruction of women for 1878, &c.—Continued.

NOTE.—x indicates an affirmative answer; 0 signifies no or none; .... indicates no answer.

Name.	Is the institution authorized by law to confer collegiate degrees?		Number of years in full course of study.		Number of weeks in scholastic year.		Library.		Cost of—			Property, income, &c.				Date of next commencement.
	17	18	19	20	21	22	23	24	25	26	27	28	29			
1 Union Female College*	x	4	36	1,000	0	\$108	\$68	\$40	\$12,000			\$5,000	June 21.			
2 Florence Synodical Female College	x	4	40	500	0	250	80	60	40,000	\$0	\$0	4,680	June 12.			
3 Huntsville Female College	0	10	40	75	50	150	30	60	60				June 2.			
4 Huntsville Female Seminary (Motherwood Home)	x	8	40	3,000	0	200	40	60	50,000				June 19.			
5 Marion Female Institute	x	4, 5	39	100	0	2185	25-35	60	6,000			2,500	June 26.			
6 Marion Female Seminary	x	5	40	150	0	225	30	120	15,000			2,000	June 22.			
7 Synodical Female Institute*	x	5	39	2,500	.....	2204	28	55	210,000				June 20.			
8 Alabama Central Female College	x	8	39	2,500	.....	160	80	60	55,000			4,050	June 21.			
9 Tuscaloosa Female College*	x	4	40	1,500	1,800	200	80	50	15,000	0	0	0	May 28.			
10 Alabama Conference Female College*	0	3, 4	44	2,500	.....	275	50	50	.....	.....	.....	611,823	June 4.			
11 Young Ladies' Seminary	0	4	40	800	0	450	40	60-120	30,000	0	0	4,000	June 18.			
12 College of Notre Dame	0	4	40	1,600	100	200	90	90	28,000	0	0	8,000	June 24.			
13 Hartford Female Seminary	x	4	39	1,600	.....	180	45	60	53,000	0	0	8,000	June 19.			
14 Congregation de Notre Dame*	x	4	40	600	.....	160	20, 40	60	50,000	0	0	8,500	June 36.			
15 Wesleyan Female College	x	4	40	200	0	160	80	60	20,000	0	0	8,500	June 26.			
16 Lucy Cobb Institute*	x	5	39	.....	.....	125	20-36	50	12,000	0	0	4, 275	July 9.			
17 Southern Masonic Female College*	x	4	40	1,864	.....	120	35	50	8,000	0	0	6,000	July 8.			
18 Dalton Female College	x	4	40	.....	.....	125	30	50	12,000	0	0	15,000	June 18.			
19 Monroe Female College	x	4	38	.....	.....	140	40	50	18,000	0	0	15,000	June 18.			
20 Griffin Female College	x	4	40	.....	.....	280	45	50-80	110,000	0	0	15,000	June 18.			
21 Hamilton Female College*	x	5	42	450	50	.....	.....	.....	.....	.....	.....	.....	.....			
22 Southern Female College	x	.....	.....	.....	.....	.....	.....	.....	.....	.....	.....	.....	.....			
23 Wesleyan Female College	x	.....	.....	.....	.....	.....	.....	.....	.....	.....	.....	.....	.....			

\* From Report of the Commissioner of Education for 1877.

† Includes incidentals.

‡ Board and tuition.









Institution	x	3, 4	38	1, 400	25	225-300		30-100		40, 000	2, 000	120	e9, 800	June 18, June 19, June
						e280	e280	e280	e280					
123 Tilden Ladies' Seminary	*	3, 4	38	1, 400	25	e280	e280							
124 Bardonia Female College	*	3, 4	38	1, 200	100	e250	e280			25, 000			3, 000	
125 Ivy Hall	*	3, 4	38	1, 200	25	e250	e280			35, 000	0	0	3, 000	
126 Freehold Young Ladies' Seminary <sup>a</sup>	*	5	39	1, 500		150	80			65, 000			5, 000	
127 Pennington Seminary and Female Collegiate Insti- tute.	*	5	40	2, 000		200				100, 000				June 5.
128 Academy of the Sacred Heart	*	10	36	1, 500	50	350		30-100		200, 000	0	0	18, 977	June 11.
129 St. Annas School	*	4	40	10, 000		450		100, 120		250, 000			45, 800	June 17.
130 Brooklyn Heights Seminary	0	4	40	4, 272	390	e475		100		250, 000			7, 071	June 18.
131 Peabody Collegiate Institute	0	10	40	1, 227	0	250		82-48		81, 239	0	24	4, 729	June 20.
132 Buffalo Female Academy	0	2, 3, 4	38	1, 000	50	350		24		90, 000	0	700	e13, 273	June 24.
133 Holy Angels' Academy	0	2, 3, 4	38	1, 000		e400		57		(d)			(d)	June 12.
134 Ganager Place School	*	6	42	600		200		0		60, 000			3, 000	June 24.
135 Claverack College and Hudson River Institute	*	4	42	3, 000	200	e285		50		300, 000	0	0	70, 000	June 27.
136 St. Joseph's Academy	*	4	40			e600		225		20, 000			10, 000	June 27.
137 Academy of the Sacred Heart <sup>b</sup>	*	7	40	210		120		16		20, 000				June 27.
138 Mrs. S. Reed's Boarding and Day School	*	4	38	1, 500	25	320		48		35, 000			10, 000	June 12.
139 D.V. South Academy	*	3, 4	38	2, 500	30	e228		e122		75, 000			7, 000	June 26.
140 Cook's Collegiate Institute	0	4	40	500	25	100		20		35, 000				May 20.
141 Howard School	*	4	40		0	108		40		35, 000				June 26.
142 Queensborough Female College	*	4	40		0	108		40		50, 000			4, 000	June 26.
143 Chowan English Female Institute	*	4	40		0	108		40		50, 000				June 26.
144 Weyman English Female Institute	*	4	40		0	108		40		50, 000				June 26.
145 St. Mary's School	*	4-5	40	3, 550	50	e205		60		65, 000	5, 500	380	10, 000	June 21.
146 St. Mary's School	*	8	40	600		130		20		12, 000				June 21.
147 St. Antonion Female College	0	0	38			115		40		15, 000			3, 500	June 4.
148 Thomaston Female College	0	4	38			600		50		200, 000				June 12.
149 Bartholomew English and Classical School	*	4	38	1, 130		224		100-130		200, 000				June 17.
150 Cincinnati Wesleyan College	*	4	38			250		60		100, 000				June 19.
151 Chatham Wesleyan College	*	4	38	1, 100		300		50		40, 000				June 21.
152 Cleveland Female Seminary	0	4	38	2, 200	50	250		40		75, 000				June 11.
153 Cooper Academy	*	4	40			160		50						June 11.
154 Grandville Female College	*	4	40	1, 000		180		30		25, 000			10, 000	June 25.
155 Granville Female College	*	4	40	39	40	219		18		20, 000			900	June 12.
156 Young Ladies' Institute	*	3, 4	40	600		185		30		30, 000	6, 000	360		June 10.
157 Highland Institute	*	7	37	2, 000		e250		50		100, 000			e15, 033	June 11.
158 Hillsborough Female College	*	4	38	2, 703	187			e170		150, 000	13, 000	800	23, 000	June 19.
159 Oxford Female College	0	4	38	1, 500	15			e170		100, 000			e12, 900	June 19.
160 Western Female Seminary	0	4	38			250		30		80, 000				June 19.
161 Lake Erie Female Seminary	0	9	40	550		180-190		32-38		100, 000			5, 500	June 27.
162 St. Helen's Hall	0	4	40	375	50	210		55		100, 000				June 27.
163 Allentown Female College	*	4	40	4, 800	40	170		20		25, 000			3, 500	June 18.
164 Moravian Seminary for Young Ladies	0	4	39	1, 000		140		60		60, 000				June 18.
165 Blairsville Ladies' Seminary	*	4	39	2, 000		160		80		50, 000				June 19.
166 Wilson College	*	10	40	1, 000	150	f188		75		17, 000	(g)	(g)		June 19.
167 Pennsylvania Female College	*	3	40	1, 000				125		76, 000				June 24.
168 Miss Mary E. Stevens's School <sup>c</sup>	*	3	40	1, 000										June 25.
169 University Female Institute	*	3	40	1, 000										June 25.

<sup>a</sup> From Report of the Commissioner of Education for 1877. <sup>b</sup> This college is united financially with the New Hamp-  
shire Conference Seminary. <sup>c</sup> Board and tuition. <sup>d</sup> Board, tuition, and incidentals.  
<sup>e</sup> See report of University at Lewistown (Table IX). <sup>f</sup> Board, tuition, and incidentals.

TABLE VIII.—Statistics of institutions for the superior instruction of women for 1878, &c.—Continued.

NOTE.—x indicates an affirmative answer; 0 signifies no or none; ..... indicates no answer.

Name.	In the institution authorized by law to confer collegiate degrees?		Number of years in full course of study.		Number of weeks in scholastic year.		Library.		Cost of—				Property, income, &c.				Date of next commencement.
	17	18	19	20	21	22	23	24	25	26	27	28	29	30	31		
170 Irving Female College	x	5	40	8,000	\$270	\$50	\$80	\$85,000	70,000	\$0	\$0	0	0	0	June 18, June.		
171 Brooke Hall Female Seminary	0	4	38	700	400	100	125	70,000	70,000	0	0	0	0	0	June 18, June.		
172 Chestnut Street Seminary	x	9	40	650	25	250	65	100,000	11,950	11,950	750	\$12,200	0	0	June 30.		
173 Pittsburgh Female College	x	4	40	800	20	240	48	15,000	15,000	0	0	0	0	June 18.			
174 Washington Female Seminary	x	7	40	79	235	10-15	40	.....	.....	.....	.....	.....	.....	June 18.			
175 Cottage Hill College	x	4	40	500	80	177	20-30	10,000	10,000	0	0	0	0	June 18.			
176 Due West Female College	x	7	40	100	185-145	.....	.....	.....	.....	.....	.....	.....	.....	June 18.			
177 Greenville Female College	x	4	40	400	50	120	40	20,000	20,000	0	0	0	0	June 18.			
178 Walhalla Female College	x	4	40	400	145	20	28	5,000	5,000	0	0	750	0	June 18.			
179 Williamston Female College	x	4	40	400	100	20	40	15,000	15,000	0	0	1,800	0	June 5.			
180 Athens Female Seminary	x	3	40	400	175	30	40-50	30,000	30,000	0	0	8,000	0	June 5.			
181 Bristol Female College	x	2	40	400	198	24	54	6,000	6,000	0	0	1,000	0	June 4.			
182 Brownsville Female College	x	8	40	500	140	80	50	10,000	10,000	0	0	0	0	June 12.			
183 Wesleyan Female College	x	12	40	10,000	105-180	20	30-60	.....	.....	.....	.....	.....	.....	June 12.			
184 Bellevue Female College	x	4	40	400	250	20	60	15,000	15,000	0	0	0	0	June.			
185 Columbia Athenaeum	x	4	40	5,000	204	10-18	25	23,000	23,000	0	0	20,000	0	June 4.			
186 Columbia Female Institute	x	4	40	200	140	20	60	20,000	20,000	0	0	2,000	0	June 9.			
187 Tennessee Female College	x	5	20	1,200	200	40	60	8,000	8,000	0	0	0	0	June 5.			
188 Memphis Conference Female Institute	x	8	40	1,200	200	40	60	20,000	20,000	0	0	2,000	0	June 5.			
189 Cumberland Female College	x	4	40	800	0	200	40	8,000	8,000	0	0	0	0	June 11.			
190 State Female College	x	4	40	500	50	150	32-40	13,000	13,000	0	0	3,200	0	June 5.			
191 Mt. Freeboro' Female Institute	x	4	40	30	120	25, 30	40, 50	16,000	16,000	0	0	0	0	June 6.			
192 Soule Female College	x	5	40	2,000	5	60	30-40	80,000	80,000	0	0	0	0	June 6.			
193 W. E. Warll's Seminary for Young Ladies	x	5	40	0	160	30-40	50	50,000	50,000	1,800	1,800	4,000	0	June 1-4.			
194 Martin College	x	4	40	0	200	22-32	32-52	50,000	50,000	0	0	0	0	June 14.			
195 Rogersville Female College	x	4	40	8,000	300	22-32	32-52	50,000	50,000	0	0	0	0	June 7.			

	x	4	40	1,500	140	135	40	60	15,000		10,000	June 18.
196 Mary Sharp College.....	0	4	40	1,500	140	135	40	60	15,000		10,000	June 18.
197 Bryan Female Institute.....	0	4	40			150	25	40	1,500		0	0
198 Chappell Hill Female College <sup>b</sup> .....	x	4	40	400	0	140	35	55	1,000		0	June 18.
199 Dallas Female College <sup>b</sup> .....	x	4	40	300		170	32	52	20,000		0	June 15.
200 Young Ladies' School, Southwestern University.....	x	4	40			0		50	3,000		1,800	June 20.
201 Colled College <sup>b</sup> .....	x	4	40			0		50	10,000		1,800	June 20.
202 Andrew Female College.....	x	4	40	700		150	20-30	50	10,000		1,800	June 12.
203 Baylor Female College.....	x	4	40	200	0	140	25	40	30,000		2,500	June 12.
204 Nazarene Female Seminary <sup>b</sup> .....	x	7	40		100	130	50	40	6,000			June, last Wed.
205 Nazareth Convnt.....	x			500		295	30	30				June 26.
206 Vaco Female College.....	x	4	36			295	27	36-45	25,000		2,365	July 6.
207 Vermont Methodist Seminary and Female College.....	x	4	40	600		125	50	45	10,000		480	June 12.
208 Marius Washington College.....	x	4	38	1,000	10	160	20	60	20,000		4,000	June 22.
209 Hollins Institute.....	x	5	38			150	25	60	75,000		12,000	June 18.
210 Albemarle Female Institute <sup>b</sup> .....	x	4	38	600	200	130	30	50	30,000		3,000	June 28.
211 Roanoke Female College.....	x	4	38			115	38	50	25,000		0	0
212 Farmville College <sup>b</sup> .....	x	4	40			250	35	70	10,000		0	0
213 Edge Hill School.....	0	3	40			110	25	45	14,000		0	0
214 Marion Female College.....	x	4	40			300	40	50			0	0
215 Petersburg Female College.....	x	0	40	1,000		6150	40	50	20,000		0	0
216 Southern Female College.....	x	4	40			180	35-45	65-50	60,000		2,000	June 17.
217 Richmond Female Institute.....	x	4	40			200	36	50	60,000		0	0
218 Augusta Female Seminary.....	x	6	40	500		170	30	40	20,000		0	0
219 Staunton Female Seminary.....	x	5	40	1,500	50	8200	36-50	60	75,000		0	0
220 Virginia Female Institute.....	x	4	40		0	0	30	40-50	15,000		0	0
221 Episcopal Female Institute.....	x	4	38			0	40	50	10,000		0	0
222 Broadluis Female College.....	x	4	40			0	50	60	60,000		0	0
223 Wheeling Female College.....	x	4	40	3,000	800	300	50	60	60,000		0	0
224 Milwaukie College.....	x	4,5	40	1,000		200	150	200			13,265	June 17.
225 St. Clara Academy.....	x	4	42	1,000		200						July 11.

<sup>b</sup> Includes incidentals.

<sup>c</sup> Board and tuition.

\* From Report of the Commissioner of Education for 1877.

TABLE VIII.—*Memoranda.*

Name.	Location.	Remarks.
Leveret Female College.....	Talbotton, Ga.....	United with Collinsworth Institute under the name of Leveret College and Collinsworth Institute; see Table VI.
Lebanon Institute for Young Ladies.	Lebanon, Ky.....	Succeeded by Home School for Girls.
Patapeco Female Institute.....	Ellicott City, Md.....	Removed to Washington, D. C., under name of The Archer Institute; see Table VI.
Minneapolis Female Seminary.....	Minneapolis, Minn.....	Name changed to Bennet Seminary.
East Tennessee Female Institute..	Knoxville, Tenn.....	Closed.

*List of institutions for the superior instruction of women from which no information has been received.*

Name.	Location.	Name.	Location.
Centenary Institute.....	Summerfield, Ala.	Athenaeum Seminary.....	Brooklyn, N. Y.
School for Girls.....	Farmington, Conn.	St. Clare's Academy.....	Buffalo, N. Y.
Grove Hall.....	New Haven, Conn.	Ontario Female Seminary.....	Canandaigua, N. Y.
Young Ladies' Institute.....	Windsor, Conn.	Jane Grey School.....	Mt. Morris, N. Y.
Furlow Masonic Female College.	Americus, Ga.	English, French, and German School.	New York, N. Y.
La Grange Female College.....	La Grange, Ga.	Poughkeepsie Female Academy.	Poughkeepsie, N. Y.
Lumpkin Masonic Female College.	Lumpkin, Ga.	Asheville Female College....	Asheville, N. C.
Georgia Female College.....	Madison, Ga.	Davenport Female College....	Lenoir, N. C.
Cherokee Baptist Female College.	Rome, Ga.	Raleigh Female Seminary....	Raleigh, N. C.
Seminary of the Sacred Heart.	Chicago, Ill.	Madame Clement's School....	Germantown, Pa.
Female College of Indiana.....	Greencastle, Ind.	Academy of Notre Dame.....	Philadelphia, Pa.
St. Mary's Academic Institute.	St. Mary's of the Woods, Ind.	Chegaray Institute.....	Do.
Mt. Pleasant Female Seminary	Mt. Pleasant, Iowa.	Pennsylvania Female College.	Pittsburgh, Pa.
Warrendale Female College....	Georgetown, Ky.	Columbia Female College.....	Columbia, S. C.
South Kentucky Female College.	Hopkinsville, Ky.	Odd Fellows' Female College....	Humboldt, Tenn.
Louisville Female College.....	Louisville, Ky.	La Grange Female College....	La Grange, Tenn.
Kentucky College.....	Pewee Valley, Ky.	St. Cecilia's Female College....	Nashville, Tenn.
Notre Dame Academy.....	Boston (Highlands), Mass.	Savannah Female College....	Savannah, Tenn.
Female College.....	Sardis, Miss.	Austin Collegiate Female Institute.	Austin, Tex.
Sharon Female College.....	Sharon, Miss.	Galveston Female High School.	Galveston, Tex.
Ingliside College.....	Palmyra, Mo.	Ursuline Academy.....	Do.
Lindenwood College for Young Ladies.	St. Charles, Mo.	Mozart Institute.....	Staunton, Va.
St. Mary's Hall.....	Burlington, N. J.	Wesleyan Female Institute....	Do.
Delacove Institute.....	Trenton, N. J.	Parkersburg Female Academy.	Parkersburg, W. Va.
		Kemper Hall.....	Kenoşa, Wis.

TABLE IX.—Statistics of universities and colleges for 1878; from replies to inquiries by the United States Bureau of Education.

NOTE.—For statistics of the professional schools or departments connected with any of these institutions, reference is made to the appropriate tables.

1	2	3	4	5	6	7	Preparatory department.				12						
							Name.	Location.	Date of organization.	Religious denomination.		President.	Number of instructors.	Students.		Preparing for scientific course.	Number of students unclassified.
														Male.	Female.		
1	Southern University	Greensboro', Ala.	1856	M. E. South	Rev. Luther M. Smith, D. D.	1	25	0	0	0	0	0	0	0			
2	Howard College	Morion, Ala.	1843	Baptist	James T. Murfee, LL. D.	1	1	0	0	0	0	0	0	0			
3	Spring Hill College	Near Mobile, Ala.	1836	R. C.	Rev. D. Beaudouin, S. J.	0	27	0	0	0	0	0	0	650			
4	University of Alabama	Tuscaloosa, Ala.	1831	Non-sect.	Gen. Josiah Gorgas	0	0	0	0	0	0	0	0	0			
5	Arkansas College	Fayetteville, Ark.	1872	Presb.	Rev. Isaac J. Long, D. D.	2	40	30	0	0	0	0	0	0			
6	Cane Hill College	Boonshoro', Ark.	1852	Cumb. Freeb.	Rev. Fontaine K. Earle, A. M.	2	(62)	(6)	0	0	0	0	0	0			
7	Arkansas Industrial University	Fayetteville, Ark.	1871	Non-sect.	Gen. D. H. Hill	2	(6)	(6)	24	0	0	0	0	0			
8	Judson University	Judicious, Ark.	1871	Baptist	Gen. Benjamin Thomas, D. D.	2	56	34	0	0	0	0	0	0			
9	St. John's College of Arkansas*	Little Rock, Ark.	1859	Non-sect.	R. H. Parham, F. A. M.	3	(19)	0	10	0	0	0	0	0			
10	Missionary College of St. Augustine*	Bentley, Cal.	1868	Prot. Epist.	Rt. Rev. J. H. B. Wingfield, D. D., LL. D.	3	20	0	0	0	0	0	0	0			
11	University of California	Berkeley, Cal.	1868	Non-sect.	John Le Conte, M. D.	0	0	0	0	0	0	0	0	0			
12	Pierce Christian College*	College City, Cal.	1874	Christian	J. C. Keith	1	51	44	6	0	0	0	0	0			
13	St. Vincent's College	Los Angeles, Cal.	1869	R. C.	Rev. M. V. Richardson, C. M.	9	660	80	100	0	0	0	0	0			
14	St. Ignace College	San Francisco, Cal.	1859	R. C.	Rev. John Pinasco, S. J.	7	123	0	25	49	0	0	0	0			
15	St. Mary's College	San Francisco, Cal.	1863	R. C.	Brother Justin	2	100	0	0	0	0	0	0	0			
16	Santa Clara College*	Santa Clara, Cal.	1855	R. C.	Rev. A. Brunero, S. J.	2	67	33	17	83	0	0	0	0			
17	University of the Pacific	Santa Clara, Cal.	1853	Meth. Epist.	Rev. A. C. Stratton, A. M., D. D.	3	60	66	25	6	0	0	0	0			
18	Pacific Methodist College	Santa Rosa, Cal.	1862	M. E. South	Rev. Wm. A. Finley, A. M., D. D.	3	20	21	12	35	0	0	0	0			
19	California College	Yacavilla, Cal.	1860	Baptist	Rev. S. A. Taft	3	30	17	5	5	0	0	0	0			
20	Washington College*	Washington, Cal.	1871	Non-sect.	A. M. Elston, A. M.	3	50	50	18	28	0	0	0	0			
21	Hesperian College	Woodland, Cal.	1863	Christian	S. M. Harmon, A. M.	1	36	18	26	0	0	0	0	0			
22	University of Colorado	Boulder, Colo.	1875	Non-sect.	Rev. S. A. Taft	1	0	0	0	0	0	0	0	0			
23	Colorado College*	Colorado Springs, Colo.	1874	Comr.	Dr. Joseph A. Sewall	1	0	0	0	0	0	0	0	0			
24	Trinity College	Hartford, Conn.	1825	Prot. Epist.	Rev. E. P. Tenney	0	0	0	0	0	0	0	0	0			
25	Wesleyan University	Middletown, Conn.	1831	Meth. Epist.	Rev. T. R. Pynchon, D. D., LL. D.	0	0	0	0	0	0	0	0	0			

<sup>a</sup> These are in commercial course.

<sup>b</sup> From Report of the Commissioner of Education for 1877.





53	Evangelisch-Lutherisches Collegium.	1868	Lutheran	Rev. Sigm. Fritschel, D. D.	3	48	13	49	21	.....
54	Monmouth College	1857	United Presb.	Rev. J. B. McMichael, D. D.	2	56	35	12	.....	
55	Northwestern College	1865	Evangelical	Rev. A. A. Smith, A. M.	3	103	82	6	80	.....
56	Augustana College	1865	Luth.	Rev. T. N. Haasekluft, D. D.	2	61	.....	82	.....	
57	St. Joseph's Ecclesiastical College	0	R. C.	Very Rev. P. Maurinus Klostermann, O. S. F.	.....	23	0	7	16	.....
58	Shurtleff College	1852	Baptist	Rev. A. A. Kendrick, D. D.	3	48	13	49	21	.....
59	Illinois Industrial University	1867	Non-sect.	John M. Gregory, LL. D. (re-creat.)	(d)	.....	.....	.....	.....	.....
60	Westfield College	1865	United Breth.	Rev. Samuel R. Allen, D. D.	2	56	35	12	.....	
61	Wheaton College	1841	Non-sect.	Rev. J. Blanchard	4	83	49	89	.....	
62	Bedford College	1872	Christian	J. A. Beattie, D. S. C.	3	30	15	5	5	.....
63	Indiana University	1826	Non-sect.	Rev. Lemuel Mess, D. D.	3	96	85	(180)	.....	
64	Walsh College	1833	Presb.	Rev. Joseph F. Tuttle, D. D.	2	86	.....	50	24	.....
65	Evangelical Lutheran Concordia Col- lege.	1850	Evang. Luth.	C. J. Otto Haasser	1	83	.....	83	.....	
66	Fort Wayne College	1847	Meth. Epis.	Willard F. Yocum, A. M.	8	125	100	15	90	.....
67	Franklin College	1844	Baptist	Rev. W. T. Stott, D. D.	44	17	.....	87	21	.....
68	Indiana Asbury University	1837	Meth. Epis.	Rev. Alexander Martin, D. D.	1	36	(126)	.....	48	.....
69	Hanover College	1837	Presb.	Rev. George C. Heckman, D. D.	.....	.....	.....	.....	.....	.....
70	Hartsville University	1851	United Breth.	Rev. W. J. Pruner	59	31	3	30	.....	
71	Baylor University	1850	Christian	Otis A. Burgess, A. M., LL. D.	4	109	60	77	83	.....
72	Union Christian College	1859	Christian	Rev. Thomas Curwin Smith, A. M.	2	23	13	8	.....	
73	Moore's Hill College	1844	Meth. Epis.	Rev. J. P. D. John, A. M.	3	59	23	15	66	.....
74	University of Notre Dame du Lac*	1844	R. C.	Rev. Patrick J. Colovin, S. C.	9	60	63	13	7	.....
75	Earlham College	1869	Friends	Joseph Moore, A. M.	38	22	.....	8	6	.....
76	Edgewood College	1867	F. W. Baptist.	Rev. Samuel D. Bates, A. M.	8	50	.....	.....	.....	.....
77	St. Meinrad's College	1860	R. C.	Rev. Martin Marty, O. S. B. (abbot)	.....	.....	.....	.....	.....	.....
78	Albion College*	1873	Meth. Epis.	David W. Ford, A. M.	47	56	9	94	.....	
79	Amity College	1853	Non-sect.	Rev. S. C. Marshall, A. M.	.....	.....	.....	.....	.....	.....
80	Graceland College	1859	Prot. Epis	Rev. S. C. Marshall, A. M. D. D., LL. D.	2	55	8	10	.....	
81	Norwegian Lutheran College	1865	Luth.	Rev. Laur. Larsen	173	0	70	.....	.....	.....
82	University of Des Moines*	1865	Baptist	Rev. J. A. Nash, D. D.	45	45	20	.....	.....	.....
83	Parsons College	1875	Presb.	Rev. John Armstrong, A. M.	26	7	16	17	.....	
84	Upper Iowa University	1860	Meth. Epis.	Rev. John W. Bissell, D. D., A. M.	1	60	50	46	65	.....
85	Iowa College	1847	Cong.	Rev. George F. Magoun, D. D.	4	52	47	.....	71	.....
86	Lova College	1847	Non-sect.	Rev. Stephen H. Taft	14	21	.....	.....	.....	.....
87	Humboldt College*	1867	Meth. Epis.	Rev. Thomas S. Barry, M. A.	2	48	30	26	52	.....
88	Stimpson Centenary College	1848	Non-sect.	Josiah L. Piekard	2	63	25	.....	.....	.....
89	German University of Iowa	1873	Meth. Epis.	Rev. George F. W. Wilkey, A. M.	4	24	10	5	20	.....
90	Lowell College*	1855	Meth. Epis.	Rev. W. J. Spaulding, D. D.	1	40	12	6	48	.....
91	Iowa Wesleyan University	1857	Meth. Epis.	Rev. Wm. F. King, D. D.	6	137	128	.....	.....	.....
92	Cornell College	1857	Christian	Geo. T. Carter, A. M.	3	53	48	72	12	.....
93	Oskaloosa College	1857	Friends	Wm. B. Morgan, A. M., C. E. (pro tempore)	3	75	52	.....	.....	.....
94	Central University of Iowa	1863	Baptist	Rev. I. A. Dunn, D. D.	4	100	34	60	.....	
95	Tabor College	1866	Cong.	Rev. Wm. M. Brooks, A. M.	3	76	43	13	18	.....
96	Tabor College	1866	Cong.	Rev. Wm. M. Brooks, A. M.	3	76	43	13	18	.....

\*English and normal.  
 †In music and painting.

Preparatory department identical with Whipple Academy (Table VII).

See Table X, Part I.

\*From Report of the Commissioner of Education for 1877.

†These are in commercial course.

‡These are in "English department."

TABLE IX.—Statistics of universities and colleges for 1878, &c.—Continued.

No.	Name.	Location.	Date of charter.	Date of organization.	Religious denomination.	President.	Preparatory department.				Number of students unclassified.	
							Number of instructors.	Male.	Female.	Students.		
			3	4	5	6	7	8	9	10	11	12
96	Western College	Western, Iowa.	1856	1857	United Breth.	Rev. E. R. Kophart, A. M.	7	76	47	4	9	.....
97	St. Benedict's College	Atchison, Kans.	1868	1859	R. C.	Rt. Rev. Innocent Wolf, O. S. B.	.....	48	17	.....	.....	.....
98	Baker University	Baldwin City, Kans.	1858	1858	M. E.	Rev. J. Demison, D. D.	.....	42	41	.....	.....	.....
99	Highland University	Highland, Kans.	1858	1858	Presb.	Rev. Robert Cruikshank, D. D.	.....	32	24	.....	.....	.....
100	University of Kansas	Lawrence, Kans.	1863	1863	Non-sect.	Rev. James Marvin, D. D.	6	143	114	.....	.....	.....
101	Lane University	Leocompton, Kans.	1863	1862	United Breth.	Rev. L. S. Tobill, A. M.	2	53	40	4	58	.....
102	Ottawa University	Ottawa, Kans.	1860	1865	Baptist	Rev. J. J. Williams, D. D.	.....	72	40	60	.....	.....
103	St. Mary's College	St. Mary's, Kans.	1869	1846	R. C.	Rev. J. F. X. Tohan, S. J. (secret'y).	3	36	7	29	14	.....
104	St. Mary's College	Topeka, Kans.	1865	1865	Cong.	Rev. Peter McVicar, M. A., D. D.	.....	105	80	19	.....	.....
105	Washington College	Bardolow, Ky.	1824	1819	R. C.	Rev. W. J. Dunn	7	145	128	5	10	.....
106	St. Joseph's College	Berea, Ky.	1845	1858	Non-sect.	Rev. E. H. Fairchild	.....	100	0	20	80	.....
107	Berea College	Cecilian P. O., Ky.	1867	1860	R. C.	H. A. Cecil	.....	54	41	13	.....	.....
108	Centre College	Danville, Ky.	1819	1822	Presb.	Ormond Beatty, LL. D.	2	15	18	13	20	.....
109	Eminence College	Eminence, Ky.	1840	1857	Christian	W. S. Giltner	1	16	2	7	.....	.....
110	Kentucky Military Institute	Farmdale, Ky.	1847	1845	Non-sect.	Col. R. D. Allen, M. D., C. E. (capt.)	.....	31	0	23	.....	.....
111	Georgetown College	Georgetown, Ky.	1829	1851	Baptist	Rev. B. Manly, Jr., D. D., LL. D.	1	20	0	20	.....	.....
112	Kentucky University	Lexington, Ky.	1858	1859	Baptist	Henry H. White, LL. D.	1	25	15	10	.....	.....
113	Kentucky Wesleyan College	Millersburg, Ky.	1860	1866	M. E. South	Rev. W. H. Anderson, A. M., M. D., D. D.	.....	45	47	2	2	.....
114	Concord College	New Liberty, Ky.	1868	1868	Baptist	James Rice	2	30	20	32	15	.....
115	Kentucky Classical and Business College.	North Middletown, Ky.	1878	1877	Christian	E. V. Zollars	.....	15	62	.....	.....	.....
116	Bethel College	Russellville, Ky.	1856	1856	Baptist	Lealie Waggener	1	.....	.....	.....	.....	.....
117	St. Mary's College	St. Mary's, Ky.	1837	1821	R. C.	Rev. David Fennessy, C. R.	.....	.....	.....	.....	.....	.....
118	Louisiana State University and Agricultural and Mechanical College.	Baton Rouge, La.	1853	1860	Non-sect.	D. F. Boyd	.....	.....	.....	.....	.....	.....
119	St. Charles College	Grand Coteau, La.	1852	1837	R. C.	Very Rev. Robert Ollivier, S. J.	.....	.....	.....	.....	.....	.....
120	Centenary College of Louisiana	Jackson, La.	1825	1825	M. E. South	Rev. C. G. Andrews, A. M., D. D.	1	32	33	8	0	.....
121	Leland University	New Orleans, La.	1870	1874	Baptist	Seth J. Axtell, Jr.	6	58	.....	.....	.....	.....



TABLE IX.—Statistics of universities and colleges for 1878, &c.—Continued.

164	Name.	Location.	Date of charter.	Date of organization.	Religious denomination.	President.	Preparatory department.					Number of students unclassified.
							Number of instructors.		Students.			
							7	8	9	10	11	
164	University of the State of Missouri	Columbia, Mo.	1839	1840	Non-sect.	Samuel S. Laws, A. M., M. D., LL. D.	1	47	20	27		
165	Central College	Fayette, Mo.	1855	1857	M. E. South	Rev. E. R. Hendrix, A. M., D. D.	2	15	20			
166	Lewis College	Glasgow, Mo.	1865	1866	M. E.	Rev. James C. Hall, A. M.	3	15	20			
167	Pritchett School Institute	Glasgow, Mo.	1867	1866	Non-sect.	R. T. Bond, A. M.	3	15	20			
168	Lincoln College	Greenwood, Mo.	1870	1870	United Presb.	W. Q. Bell, A. B.	6	6	12			
169	Woodland College	Independence, Mo.	1874	1869	Christian	W. A. Buckner, A. M.			10			
170	La Grange College	La Grange, Mo.	1858	1864	Baptist	J. F. Cook, LL. D.	1	55	40	15		
171	William Jewell College	Liberty, Mo.	1849	1853	Baptist	Rev. W. R. Rothwell, D. D. (chairman of faculty).	1	15	10	25		
172	Baptist College	Louisiana, Mo.	1869	1869	Baptist	J. T. Williams, A. M.	1	15	10	25		
173	St. Joseph College	St. Joseph, Mo.	1872	1867	R. C.	Rev. Bro. Arthman	6	150	0	40		
174	College of the Christian Brothers	St. Louis, Mo.	1855	1845	R. C.	Rev. Bro. James	6	150	0	80	20	
175	St. Louis University	St. Louis, Mo.	1852	1849	R. C.	Rev. Joseph E. Keller, S. J.	2	61	0	30		
176	Washington University	St. Louis, Mo.	1853	1859	Non-sect.	Rev. William G. Eliot, D. D.	15	277	30	41		
177	Drewry College	Springfield, Mo.	1873	1873	Cong.	Rev. N. J. Morrison, D. D.	5	50	49	26		
178	Central Wesleyan College	Warrenton, Mo.	1864	1864	Meth. Epis.	Rev. H. A. Koeb, D. D.	2	65	25			
179	Doane College	Crete, Nebr.	1872	1873	Cong.	Rev. D. R. Perry (acting)	2	32	16			
180	University of Nebraska	Lincoln, Nebr.	1871	1871	Non-sect.	Rev. Edmund B. Fairfield, D. D., LL. D.	3	69	39	45	63	
181	Nebraska College	Nebraska City, Nebr.	1866	1866	P. E.	Rev. Henry C. Shaw	6	40	10	30		
182	State University of Nevada	Elko, Nev.	1874	1874	Non-sect.	T. N. Stone	1	16	24			
183	Dartmouth College	Hanover, N. H.	1769	1770	Cong.	Rev. Samuel C. Bartlett, D. D.	2	18	7	6		
184	St. Benedict's College	Newark, N. J. (52 High st.)	1869	1869	R. C.	Rev. P. Mellitus Tritz, O. S. B.	2					
185	Rutgers College	New Brunswick, N. J.	1770	1771	Non-sect.	Rev. Wm. H. Campbell, D. D., LL. D.	(a)	(a)	(a)	(a)	(a)	
186	College of New Jersey	Princeton, N. J.	1746	1746	Non-sect.	Rev. James McJosh, D. D., LL. D.	(a)	(a)	(a)	(a)	(a)	
187	Sutton Hall College	South Orange, N. J.	1861	1856	R. C.	Very Rev. Henry Corrigan, A. M.	8	26				
188	St. Bonaventure's College	Allegany, N. Y.	1875	1859	R. C.	Very Rev. Eva Leo da Saracena, O. S. F.	7	143	33	20		
189	St. Stephen's College	Anandale, N. Y.	1860	1860	Prot. Epis.	Rev. Robert B. Fairbairn, D. D., LL. D.	3	30	20	0		



TABLE IX.—Statistics of universities and colleges for 1878, &c.—Continued.

Name.	Location.	Date of charter.	Date of organization.	Religious denomination.	President.	Number of instructors.		Preparatory department.				Number of students unclassified.
						Male.	Female.	Preparing for classical course.	Preparing for scientific course.	Male.	Female.	
302 Southwestern Baptist University.....	Jackson, Tenn.....	1874	1874	Baptist.....	George W. Jarman, A. M.....	7	8	9	10	11	13	
303 East Tennessee University and State Agricultural College.....	Knoxville, Tenn.....	1897	1898	Non-sect.....	Rev. Thomas W. Humes, s. T. D.....	3	125	0				
304 Lebanon University.....	Lebanon, Tenn.....	1842	1842	Cumb. Preab.....	Nathan Green, LL. D. (chancellor).....	6	70	80	20	48		
305 Cumberland University.....	McKenzie, Tenn.....	1850	1850	Cumb. Preab.....	Rev. W. W. Hendrix, D. D.....	4	60	43	55	18		
306 Manchester College.....	Manchester, Tenn.....	1836	1836	Non-sect.....	L. N. Jones.....	1	85	30	9	18		
307 Maryville College.....	Maryville, Tenn.....	1842	1819	Preab.....	Rev. P. M. Bartlett, D. D.....	2	73	50	29	94		
308 Christian Brothers' College.....	Memphis, Tenn.....	1872	1871	R. C.....	Brother Maurelian.....	4	80	25	10			
309 Mosheim Institute.....	Mosheim, Tenn.....	1870	1869	Luth.....	Rev. J. C. Barb, A. M.....	1	16	3	12	18		
310 Mossey Creek Baptist College.....	Mossey Creek, Tenn.....	1853	1850	Baptist.....	Rev. N. B. Goforth, D. D.....	1	130	135	12	5		
311 Central Tennessee College.....	Nashville, Tenn.....	1806	1806	M. E.....	Rev. John Braden, D. D.....	3	130	128	46	0		
312 Flak University.....	Nashville, Tenn.....	1867	1867	Non-sect.....	Rev. E. M. Gravath, M. A.....	6	138	128	46	0		
313 Vanderbilt University.....	Nashville, Tenn.....	1873	1875	M. E. South.....	L. C. Garland, LL. D. (chancellor).....							
314 University of the South.....	Sewanee, Tenn.....	1800	1808	P. E.....	John R. Elliott, M. D. (chairman of faculty).....	6	54					
315 Burrill College.....	Spencer, Tenn.....	1850	1850	Christian.....	T. W. Bruts.....	1	59	7	31	85		
316 Greenville and Tusculum College.....	Tusculum, Tenn.....	1794	1794	Non-sect.....	Rev. W. S. Doak, D. D.....	3	90	78	0	0		
317 Woodbury College.....	Woodbury, Tenn.....	1859	1859	Non-sect.....	L. D. Stroud.....	0	0	0	0	0		
318 Texas Military Institute.....	Austin, Tex.....	1848	1848	Non-sect.....	Col. John G. James.....	5	70					
319 St. Joseph's College.....	Brownsville, Tex.....	1867	1867	R. C.....	Rev. P. F. Paslack O. M. T.....	1	46					
320 Southwestern University.....	Georgetown, Tex.....	1875	1840	M. E. South.....	Rev. Francis Ashbury Mood, A. M., D. D. (regent).....	1						
321 Henderson Male and Female College.....	Henderson, Tex.....	1870	1873	Non-sect.....	Oscar H. Cooper.....	6	80	75				
322 Baylor University.....	Waco, Tex.....	1845	1846	Baptist.....	Rev. Wm. Carey Crano, D. D., LL. D.....	2	12					
323 Mansfield Male and Female College.....	Mansfield, Tex.....	1873	1809	Non-sect.....	Rev. John Callier.....	2	(200)					
324 Texas College.....	Waco, Tex.....	1840	1840	Non-sect.....	Rev. Wm. H. Bond, D. D.....	1	62	66	16	38		
325 Austin College.....	Austin, Tex.....	1826	1826	Baptist.....	Wm. H. Bond, D. D.....	1	62	66	16	40		
326 Theological Seminary.....	Georgetown, Tex.....	1826	1809	Baptist.....	Wm. H. Bond, D. D.....	1	41	30	21	40		
327 Waco University.....	Waco, Tex.....	1867	1867	Baptist.....	Wm. H. Bond, D. D.....	1	141	130	86	170		

258	259	260	261	262	263	264	265	266	267	268	269	270	271	272	273	274	275	276	277	278	279	280	281	282	283	284	285	286	287	288	289	290	291	292	293	294	295	296	297	298	299	300	301				
McMinnville College	Monmouth, Ore	Philomath, Ore	Salem, Ore	Allentown, Pa	Lebanon Valley College	St. Vincent's College	Dickinson College	Pennsylvania Military Academy*	Lafayette College	Ursinus College	Pennsylvania College	Third College	Haverford College, Pa	Monongahela College	Franklin and Marshall College	University at Lewisburg	Lincoln University	St. Francis College	Allegheny College	Mercersburg College	New Castle College	Westminster College	La Salle College	St. Joseph's College	University of Pennsylvania*	Western University	Lehigh University	Swarthmore College	Augustinian College of Villanova	Washington and Jefferson College	Brown University	College of Charleston	Essex College	Furman University	Newberry College	Clatun University and South Carolina Institute	Agricultural College and Mechanics' Institute	Wofford College	Adger College	East Tennessee Wesleyan University	Beech Grove College	King College	Southwestern Presbyterian University	Hixson College			
1853	1856	1855	1854	1867	1870	1873	1862	1832	1836	1869	1832	1870	1833	1833	1833	1833	1854	1858	1815	1854	1875	1852	1863	1852	1748	1819	1860	1866	1848	1842	1862	1752	1789	1839	1850	1838	1869	1851	1877	1868	1868	1869	1875	1850			
Baptist	Christian	United Breth	M-t-h. Epis	Evang. Luth	United Breth	M-t-h. Epis	Non-sect	Presb.	Ref. German	Luth.	Evang. Luth	Friends	Baptist	Reformed	United Presb	R. C	R. C	Non-sect	P. E	Friends	Presb.	Presb.	Baptist	Non-sect	Ass. Ref. Pres	Baptist	M. E.	M. E. South	Presb.	M. E.	Non-sect	Presb	Presb	Presb	M. E. South	M. E. South	Presb.	M. E.	Non-sect	Presb	Presb	Presb	M. E. South				
G. J. Burehett	Thomas Franklin Campbell, A. M.	Wayne S. Walker	Thomas M. Gatch, Ph. D.	Rev. Benjamin Southler, D. D.	Rev. D. De Loon, A. M.	Rev. E. Boniface Wimmer, O. S. B.	Rev. J. A. McCanley, D. D.	Col. Theodore Heath, M. A.	Rev. W. C. Cattell, D. D., LL. D.	Rev. J. H. A. Bomberger, D. D.	Rev. Milton Valentine, D. D.	Rev. H. W. Roth, A. M.	Thomas Chase, LL. D.	Rev. J. K. Craig	Rev. Thomas G. Apple, D. D.	Rev. J. R. Loomis, LL. D.	Rev. Isaac N. Randall, D. D.	Rev. Francis P. Ward, A. M.	Rev. Lucius H. Bugbee, D. D.	Rev. E. E. Higbee, D. D.	John R. Steeves, A. B.	Rev. E. T. Jeffers, D. D.	Rev. Brother Romuld	Rev. R. Vailiger, S. J.	Charles J. Stillé, LL. D., (provost)	George Woods, LL. D.	Rev. John M. Leavitt, D. D.	Edward H. Magill, A. M.	Rev. John J. Fedigan, O. S. A.	Rev. George P. Hays, D. D.	Rev. F. G. Robinson, D. D., LL. D.	N. R. Middleton, LL. D.	Rev. William M. Grier, D. D.	Rev. James C. Furman, D. D.	Rev. G. W. Holland, A. M.	Rev. Edward Cooke, A. M., D. D.	James H. Carlisle, A. M., LL. D.	Rev. J. E. Riley (chairman of fac-ulty)	Rev. John Fletcher Spence, D. D.	M. Parker	Rev. J. D. Shearer, D. D.	Rev. J. B. Theodor, D. D.	Rev. J. H. Brunner, A. M., D. D.				
4	2	1	6	1	610	3	2	3	2	3	2	2	4	3	4	4	4	4	4	4	3	3	2	4	4	4	4	4	0	14	2	0	4	43	1	1	1	0	20	38	25	82					
56	39	20	22	45	38	40	38	40	38	20	22	45	38	40	38	20	22	45	38	40	38	20	22	45	38	40	38	20	22	45	38	40	38	20	22	45	38	40	38	20	22	45	38	40	38	20	22

\* From Report of the Commissioner of Education for 1877.

a Commercial and elementary.

b For scientific or ladies' course.

c See University Female Institute (Table VIII).

TABLE IX.—Statistics of universities and colleges for 1878, &c.—Continued.

Name.	Location.	Date of charter.	Date of organization.	Religious denomination.	President.	Number of instructors.	Preparatory department.				Number of students unclassified.	
							Male.	Female.	Preparing for classical course.	Preparing for scientific course.		
1	2	3	4	5	6	7	8	9	10	11	12	13
302	Southwestern Baptist University.	1874	1874	Baptist	George W. Jarman, A. M.	3	125	0				
303	East Tennessee University and State Agricultural College.	1867	1868	Non-sect.	Rev. Thomas W. Humes, S. T. D.	3	121	0				
304	Chamberlain University.	1842	1842	Cumb. Presb.	Nathan Green, LL. D. (chancellor).	6	70	43	20			
305	Bothel College.	1850	1850	Cumb. Presb.	Rev. W. W. Hendrix, D. D.	4	60	80	56	48		
306	Manchester College.	1836	1836	Non-sect.	L. N. Jones	1	35	30	9	18		
307	Maryville College.	1842	1819	Presb.	Rev. P. M. Bartlett, D. D.	2	73	50	29	94		
308	Christian Brothers' College.	1872	1871	R. C.	Brother Maurilan	4	90		25	10		
309	Moshelm Institute.	1870	1869	Luth.	Rev. J. C. Barb, A. M.	1	16	3	12	18		
310	Mossy Creek Baptist College.	1843	1839	Baptist	Rev. N. B. Goforth, D. D.	1	130					
311	Central Tennessee College.	1806	1806	Non-sect.	Rev. John Braden, D. D.	3	130	135	12	5		
312	Fisk University.	1867	1867	Non-sect.	Rev. E. M. Cravath, M. A.	6	136	128	46	0		
313	Vanderbilt University.	1873	1875	M. E. South	L. C. Garland, LL. D. (chancellor).	6	136	128	46	0		
314	University of the South.	1860	1868	P. E.	John R. Elliott, M. D. (chairman of faculty).	6	64					
315	Barritt College.	1850	1850	Christian	T. W. Brents	1	69	7	31	85		
316	Greenville and Tusculum College.	1794	1794	Non-sect.	Rev. W. S. Doak, D. D.	3	90	78	0	0		
317	Woodbury College.	1859	1859	Non-sect.	L. D. Stroud	0	0	0	0	0		
318	Texas Military Institute.	1867	1867	Non-sect.	Col. John G. James	5	70					
319	St. Joseph's College.	1867	1867	R. C.	Rev. P. F. Parisot, O. M. T.	1	46		23	23		
320	Southwestern University.	1875	1840	M. E. South	Rev. Francis Asbury Wood, A. M., D. D. (regent).	6	80	75				
321	Henderson Male and Female College.	1870	1873	Non-sect.	Oscar H. Cooper	2	12					
322	Baylor University.	1845	1846	Baptist	Rev. Wm. Carey Crane, D. D., LL. D.	2	200					
323	Mansfield Male and Female College.	1868	1868	Non-sect.	Rev. John Cullier	1	66	55	16	28		
324	Salado College.	1867	1867	Non-sect.	(George) D. Alexander	1	62		16	46		
325	Austin College.	1849	1849	Presb.	Rev. H. B. Route, D. D.	2	41	32	21			
326	Trinity University.	1870	1869	Cumb. Presb.	Rev. W. E. Beeson, D. D.	3	41	32	21			
327	Waco University.	1861	1867	Baptist	Rev. R. C. Burleson, D. D.	3	135	120	85	170		



328	Marvin College	Waxahachie, Tex	1791	M. E. South	Rev. John R. Allen, A. M.	2	35	25	0	0	0
329	University of Vermont and State Agricultural College	Burlington, Vt.	1800	Non-sect.	Rev. M. H. Buckham, D. D.	0	0	0	0	0	0
330	Middlebury College	Middlebury, Vt.	1800	Cong	Rev. Calvin B. Hulbert, D. D.						
331	Norwich University	Norfolk, Vt.	1834	P. E.	Capt. Charles A. Curtis, U. S. A.						
332	Randolph Macon College	Ashland, Va.	1839	M. E. South	Rev. W. W. Bennett, D. D.	0	0	0	0	0	0
333	Emory and Henry College	Emory, Va.	1839	M. E. South	Rev. Ephraim E. Wiley, D. D.	0	37	0	0	27	0
334	Hampton Sidway College	Hampton Sidway, Va.	1776	Presb.	Rev. J. M. P. Atkinson, D. D.	0	0	0	0	0	0
335	Washington and Lee University	Lexington, Va.	1782	Non-sect.	Gen. G. W. C. Lee	0	0	0	0	0	0
336	Richmond College	Richmond, Va.	1840	Baptist	E. Puryear (chairman of faculty)	0	0	0	0	0	0
337	Roanoke College	Salem, Va.	1853	Lutheran	Rev. T. W. Dosh, D. D.	3	46	0	0	31	9
338	University of Virginia	University of Virginia, Va.	1819	Non-sect.	James F. Harrison, M. D. (chairman of faculty)	0	0	0	0	0	0
339	College of William and Mary*	Williamsburg, Va.	1683	Prot. Epis	Benjamin S. Fowell, LL. D.	1	28			7	2
340	Bedford College	Bedford, Va.	1840	Christian	W. K. Pendleton, LL. D.						
341	West Virginia College*	Flemington, W. Va.	1868	F. W. Baptist	Rev. William Colgrove, A. M.	31	6	7	30		
342	West Virginia University	Morgantown, W. Va.	1866	Non-sect.	Rev. John R. Thompson, A. M.	3	85	35	50		
343	Shepherd College	Shepherdstown, W. Va.	1871	Non-sect.	Joseph McMurray, A. M.						
344	Lawrence University	Appleton, Wis.	1847	M. E.	Rev. George M. Steebe, D. D.	31	20	10	41		
345	Beloit College	Beloit, Wis.	1846	Cong & Presb	Rev. Aaron L. Chappin, D. D.	2	71	0	35		
346	Galesville University	Galesville, Wis.	1854	M. E.	J. W. McLary, A. M.						
347	University of Wisconsin	Madison, Wis.	1848	Non-sect.	Rev. John Bascom, D. D., LL. D.						
348	Milton College	Milton, Wis.	1867	P. E.	Rev. Wm. C. Whitford, A. M.	10	129	0	43	37	
349	Ripon College	Ripon, Wis.	1852	Cong	Rev. James DeKoven, D. D.	4	37	21	12	46	
350	Northwestern University	Waterloo, Wis.	1851	Luth	Rev. Augustus F. Ernst	4	129	7	52	84	
351	Columbian University	Washington, D. C.	1821	R. C.	Rev. P. F. Healy, S. J.	7	101			(86)	
352	Georgetown College	Georgetown, D. C.	1815	Non-sect.	James C. Wellington, LL. D.	3	78				
353	Howard University	Washington, D. C.	1821	Non-sect.	Rev. Wm. W. Patton, D. D.	4	671	16	632		
354	National Deaf-Mute College	Washington, D. C.	1867	Non-sect.	Edward M. Gallaudet, Ph. D., LL. D.	4	26	0	21	5	
355	University of Deseret	Salt Lake City, Utah	1864	Non-sect.	John R. R. Park, M. D.	3	70	66			
356	University of Washington	Seattle, Wash. Terr.	1850	Non-sect.	A. J. Anderson, A. M.	6					114
357	Holy Angels' College	Vancouver City, Wash. Terr.	0	R. C.	Rev. Louis de G. Schram						

\* From Report of the Commissioner of Education for 1877.

† Since deceased.

‡ Includes normal students.

TABLE IX.—Statistics of universities and colleges for 1878, &c.—Continued.

Name.	Collegiate department.													No. of weeks in scholastic year.													
	Corps of instruction.			Students in classical course.						Students in scientific course.						No. of years in collegiate course.	No. of fellowships.	No. of scholarships.									
	No. of faculty.	No. of resident professors and instructors.	No. of non-resident professors and lecturers.	Whole number of students.	Fresh-man.		Sophomore.		Junior.		Senior.		Fresh-man.		Sophomore.				Junior.	Senior.	Special or optional students.	No. of graduate students.					
					Male.	Female.	Male.	Female.	Male.	Female.	Male.	Female.											Male.	Female.	Male.	Female.	
<b>1</b>	13	14	15	16	17	18	19	20	21	22	23	24	25	26	27	28	29	30	31	32	33	34	35	36	37	38	39
Earlham College.....	10	5	1	0	46	0	4	1	3	1	4	1	4	2	0	3	0	2	0	3	1	8	9	0	0	4	39
Ridgeway College.....	6	4	1	1	22	3	2	1	2	2	2	2	2	7	5	3	0	1	0	3	1	8	9	0	50	4	36
St. Michael's College.....	10	10	0	0	55	15	11	11	16	11	11	6	6	5	3	3	0	1	0	3	1	8	8	0	0	0	42
Algonia College*.....	4	4	0	0	6	1	2	0	0	0	0	0	0	3	3	0	0	0	0	0	0	0	0	0	0	0	4
Albany College.....	5	4	0	0	6175	0	0	0	0	0	0	0	0	0	0	0	0	0	0	0	0	0	0	0	0	0	4
Grievold College.....	80	6	5	3	10	2	3	3	3	1	1	1	1	1	1	1	1	1	1	1	1	8	0	0	0	0	40
Norwegian Luther College.....	8	9	0	0	88	26	20	14	20	20	14	20	1	1	1	1	1	1	1	1	1	8	0	0	0	0	43
University of Des Moines*.....	6	67	0	0	13	0	0	0	0	0	0	0	0	0	0	0	0	0	0	0	0	0	0	0	0	0	4
Parsons College.....	6	6	0	0	26	7	6	6	6	6	6	6	6	3	5	0	1	3	2	0	3	0	0	0	0	0	4
Upper Iowa University.....	7	7	0	1	169	4	1	2	0	1	1	2	0	3	3	0	1	0	3	2	1	0	8	0	0	1	37
Iowa College.....	20	2	0	0	12	2	2	4	4	4	4	4	1	8	8	0	0	8	7	2	3	0	9	0	0	0	38
Humboldt College*.....	3	3	0	0	13	0	1	3	3	3	3	3	1	6	8	0	0	6	7	2	3	2	0	0	0	0	4
State University of Iowa.....	38	5	0	0	253	48	35	33	14	10	9	20	9	20	2	1	2	6	1	6	1	3	3	0	0	0	37
Grinnell College.....	8	10	0	1	87	0	3	4	1	3	5	3	5	3	0	1	8	3	1	6	1	3	0	0	0	0	4
Central College.....	11	11	2	3	35	6	6	3	3	3	3	3	3	16	13	8	3	1	9	8	1	3	0	0	0	0	37
Cornell College.....	6	6	2	0	31	0	1	2	1	2	1	2	1	5	20	13	9	4	5	3	1	8	4	2	30	4	37
Penn College.....	6	6	0	0	37	10	1	3	1	3	1	3	0	3	2	1	1	1	1	2	0	1	2	0	0	0	4
Central University of Iowa.....	6	6	0	0	70	10	13	13	5	10	5	2	2	9	10	4	1	6	1	4	3	7	0	0	0	0	374
Tabor College.....	13	15	7	0	41	4	2	2	2	2	2	2	2	5	5	3	2	3	3	1	2	10	6	0	0	0	39
Western College.....	8	8	0	0	32	4	4	4	4	4	4	4	4	8	7	3	1	4	4	3	1	19	6	0	0	0	44
St. Benedict's College.....	17	17	0	0	32	4	4	4	4	4	4	4	4	8	7	3	1	4	4	3	1	19	6	0	0	0	44
Duquesne University.....	8	6	0	0	34	0	2	2	2	2	2	2	2	6	7	3	1	4	4	3	1	19	6	0	0	0	44
Highland University.....	14	14	0	0	34	0	0	0	0	0	0	0	0	6	7	3	1	4	4	3	1	19	6	0	0	0	44
Lane University of Kansas.....	14	14	0	0	100	0	0	0	0	0	0	0	0	6	7	3	1	4	4	3	1	19	6	0	0	0	44
Osborne University.....	10	10	0	0	100	0	0	0	0	0	0	0	0	6	7	3	1	4	4	3	1	19	6	0	0	0	44





STATISTICAL TABLES.

103	St. Mary's College	16	11	63	8	9	9	8	14	12	8	6	40
104	Washington College	7	0	2	2	2	2	70				0	4
105	St. Joseph's College	7	0	90	2	20	6	1	6	8	2	0	5
106	Revera College	8	5	31	4	6	1					0	4
107	Cedilian College	8	8	0	0	6	1					0	4
108	Centre College	6	6	0	0	19	19	17	8	8	8	2	4
109	Emmons College	6	6	0	0	7	4	12	4	24	6	0	4
110	Centenary College	4	4	92	21	25	4					2	10
111	Kentucky Military Institute	4	5	63	2	(253)		2				4	3
112	Georgetown College	4	5	0	0	64						0	4
113	Kentucky University	3	3	0	1	64						0	5
114	Kentucky Wesleyan College	3	4	2	0	53						0	4
115	Concord College	3	3	0	0	63						0	4
116	Kentucky Classical and Business College	7	7	12	0	33	20	30	10	18	6	9	4
117	Bethel College	6	6	90	63	15	8	4				0	4
118	St. Mary's College	10	8	2									5
119	Louisiana State University and Agricultural and Mechanical College	4		122									5
120	St. Charles College	5	5	23	12	5		1	5	2			4
121	Centenary College of Louisiana	5	5	26									4
122	Louisiana University	6		(4)									(2)
123	New Orleans University	6		27									4
124	Straight University	14	14										4
125	Anderson College (St. Mary's)	24	16	64	140	97	0	45	0	36	0	22	40
126	Rowden College	20	18	6	127	41	4	49	2	24	2	16	38
127	Colby University	8	8	0	2	155	50	43	3	25	1	20	4
128	St. John's College	8	8	0	0	52	30	22	8	13		0	4
129	Baltimore City College	13		523								0	4
130	Johns Hopkins University	15	8	(26)								41	44
131	Weyoh College	3	3	83	16							0	4
132	Washington College	3	10	170								0	4
133	St. Charles College	3	3	46	13							10	4
134	Frederick College	3	3	11	5	0	6	7	0	7	0	0	4
135	Western Maryland College	11	6	7	22	11	5	0	6	2	4	0	4
136	Amherst College	21	19	2	365	92	84	73	74	6	2	2	37
137	Boston College	12	12	0	79	21	19	20	20	6	2	0	4
138	Boston University, College of Liberal Arts	16	15	1	126	14	11	20	6	13	9	10	20
139	Harvard College	50		4884	227	218	174	200				158	36
140	Tufts College	12	12	0	78	12	15	21	3	3	0	1	4
141	Williams College	12	12	0	208	62	68	46				28	39
142	College of the Holy Cross	15	14	1								24	38
143	Adrian College	5	7	1	65	1	0	3	0	2	4	0	4
144	Albion College	8	8	0	56	1	2	5	1	5	1	3	39
145	University of Michigan	31	31	0	441							1	37
146	Battle Creek College	11	10	1	150	10	7	6	1	1		11	30

\* From Report of Commissioner of Education for 1877.  
 a Total number in all departments.  
 b Two resident lecturers are included.  
 c Under classical are included students in scientific courses.  
 d Collegiate course not yet organized.  
 e Partially endowed.  
 f Fifty of these were for board and tuition.  
 g Total number of scholars, including fellows.  
 h Includes holders of fellowships.  
 i Includes unmatriculated students and candidates for higher degrees.















TABLE IX.—Statistics of universities and colleges for 1878, &c.—Continued.

Name.	Annual charge to each student	Cost of board a week.	Libraries.				Property, income, &c.						Date of next commencement.
			College library.		Number of volumes in society libraries.	Value of grounds, buildings, and apparatus.	Amount of productive funds.	Income from productive funds.	Receipts from tuition fees.	Receipts for the last year from State appropriation.	Aggregate amount of scholarship funds.		
			Number of volumes.	Number of pamphlets.								Increase in the last collegiate year in books.	
1	40	41	42	43	44	45	46	47	48	49	50	51	52
Southern University.....	\$70	\$21-3	1,400	500	500	500	\$65,000	\$0	\$0	.....	.....	.....	July 2
Howard College.....	80	24	5,000	.....	.....	500	50,000	.....	.....	.....	.....	.....	June 18.
Spring Hill College*.....	\$200	.....	6,000	150	150	2,500	140,000	.....	.....	.....	.....	.....	October 2.
University of Alabama.....	40	24	6,000	2,000	400	500	250,000	802,000	24,000	92,000	0	0	July 4, & 18.
Arkansas College.....	25-40	.....	700	200	150	.....	12,000	4,000	.....	2,000	.....	.....	December 18.
Cane Hill College.....	71-25	2	100	20	.....	.....	4,000	.....	.....	.....	.....	.....	June 12.
Arkansas Industrial University.....	.....	.....	(b)	.....	.....	.....	(b)	.....	.....	.....	(b)	.....	June 7.
Tulsa University*.....	9-36	24	265	100	.....	0	26,000	.....	.....	600	.....	.....	May 31.
St. John's College of Arkansas*.....	55	8-14	.....	700	45	45	73,000	0	1,500	1,000	0	0	May 29.
St. John's College of St. Augustine*.....	\$275	.....	900	900	437	400	803,000	750,000	\$105,865	\$27,000	0	0	June 4.
University of California.....	60	.....	14,310	900	0	0	15,000	85,000	8,000	1,300	0	0	April 25.
Peace Christian College*.....	10-30	3-5	0	0	.....	.....	.....	.....	.....	.....	.....	.....	June 9.
St. Vincent's College.....	\$250	.....	.....	.....	.....	.....	.....	.....	.....	.....	.....	.....	June 9.
St. Vincent's College.....	80-80	.....	10,000	11,000	.....	2,000	250,000	0	0	58,000	0	0	Aug., first week.
St. Vincent's College.....	\$250-275	.....	12,000	2,000	100	8,500	712,000	40,000	8,000	6,500	0	0	June 8.
Santa Clara College.....	\$250	.....	2,000	2,000	.....	1,000	75,000	40,000	8,000	4,500	0	0	May 10.
University of the Pacific.....	15-20	4-5	2,000	800	10	800	10,000	20,000	1,900	1,600	.....	.....	May 29.
Pacific Methodist College.....	30-70	5	2,000	500	8	.....	10,000	20,000	1,900	1,600	.....	.....	May 29.
California College.....	52	.....	1,200	500	.....	.....	23,000	.....	.....	.....	.....	.....	May 29.
Washington College*.....	80	7 1/2	.....	.....	.....	.....	20,000	25,000	2,500	4,500	.....	.....	June 11.
Hesperian College.....	31, 40, 60	2 1/2	2,000	150	200	.....	75,000	(b)	15,000	7,000	.....	.....	.....
Resurrection College.....	25	.....	.....	.....	.....	.....	.....	.....	.....	.....	.....	.....	.....
Colorado College.....	.....	.....	.....	.....	.....	.....	.....	.....	.....	.....	.....	.....	.....
Colorado College.....	90	.....	18,275	.....	.....	.....	472,884	457,085	442,760	468,251	.....	.....	July 3.
Tulany College.....	75	14 1/2	80,000	.....	.....	.....	.....	.....	.....	.....	.....	.....	June 28.
Wabash University.....	140	31-7	86,000	6,000	6,000	20,000	468,000	85,000	4,000	.....	.....	.....	June 18.
Yale College.....	60	.....	3,000	3,000	100	2,000	75,000	85,000	4,000	.....	.....	.....	.....
Delaware College.....	60	.....	3,000	3,000	.....	2,000	75,000	85,000	4,000	.....	.....	.....	.....

	40, 75	31-41	14, 000	3, 000	200	5, 000	200, 000	350, 000	32, 000	2, 000	2, 000	8, 000	August 6.
University of Georgia	29	40, 75	14, 000	3, 000	200	5, 000	200, 000	350, 000	32, 000	2, 000	2, 000	8, 000	June 26.
Atlanta University	30	21	4, 000	100	200	200	0	100, 000	300	4, 000	4, 000	0	July 2.
Gainesville College	31	50	9, 213	100	15	300	10, 000	0	10, 000	2, 000	2, 000	0	July 2.
Mearns University	32	82	9, 000	150	75	200	50, 000	150, 000	0	4, 000	4, 000	0	July 2.
Palo Verde College <sup>b</sup>	33	6220	5, 500	160	200	2, 500	100, 000	0	0	0	0	0	July 9.
Albion College	34	24, 36	1, 300	160	400	400	50, 000	15, 000	500	1, 500	1, 500	0	June 6.
Hedding College	35	31-31	1, 000	100	50	500	100, 000	50, 000	6, 000	3, 500	3, 500	0	June 12.
Illinois Wesleyan University	36	24-31	2, 500	2, 000	100	500	100, 000	50, 000	0	3, 500	3, 500	0	June 12.
St. Vrain University	37	51	7, 500	100	500	500	50, 000	4, 000	7, 500	3, 500	3, 500	0	June 22.
Blackburn University	38	95	1, 200	100	500	500	15, 000	75, 000	7, 500	2, 500	2, 500	0	June 22.
Carthage College	39	12	2, 000	300	30	1, 000	50, 000	40, 000	3, 000	4, 000	4, 000	0	June 22.
St. Ignace College	40	12	10, 500	1, 000	30	0	400, 000	0	0	7, 000	7, 000	0	May.
University of Chicago	41	70	7, 000	1, 000	100	500	50, 000	15, 000	1, 200	4, 500	4, 500	0	June 26.
Rock River University	42	36	1, 000	100	100	500	55, 000	0	0	4, 225	4, 225	0	June 5.
Eureka College	43	80	1, 000	5, 000	0	0	291, 000	982, 000	728, 496	1, 800	1, 800	0	June 26.
College of Individual Instruction	44	39, 52	25, 100	5, 000	0	0	12, 000	124, 000	12, 000	7, 232	7, 232	0	June 24.
Northwestern University	45	65	4, 000	300	100	2, 000	250, 000	100, 000	8, 000	1, 000	1, 000	0	June 24.
Ewing College	46	2-3	6, 000	300	1, 000	3, 000	100, 000	100, 000	8, 000	2, 985	2, 985	0	June 20.
Knob University	47	82	2, 000	500	500	2, 500	180, 000	65, 000	5, 500	5, 500	0	June 5.	
Lombard University	48	15-23	2, 000	200	500	2, 500	50, 000	55, 000	5, 500	5, 313	5, 313	0	June 27.
Illinois College	49	31-41	4, 000	1, 000	20	4, 500	30, 000	25, 000	24, 500	1, 800	1, 800	0	June 12.
Lake Forest University <sup>a</sup>	50	40-100	12, 000	932	136	4, 000	186, 000	237, 000	24, 000	93, 000	93, 000	0	June 12.
McKendree College	51	3	12, 500	300	288	288	52, 370	60, 000	4, 000	7, 178	7, 178	0	June.
Lincoln University	52	18-24	2, 189	300	288	288	52, 370	60, 000	4, 000	7, 178	7, 178	0	June 19.
Evangelisch-Lutherisches Collg. <sup>d</sup>	53	15	2, 189	300	288	288	52, 370	60, 000	4, 000	7, 178	7, 178	0	June 12.
Monmouth College	54	40	2, 189	300	288	288	52, 370	60, 000	4, 000	7, 178	7, 178	0	June 12.
Northwestern College	55	18	2, 234	1, 000	284	284	50, 000	90, 000	7, 000	2, 500	2, 500	0	June 12.
Augustana College	56	30	2, 234	1, 000	284	284	50, 000	90, 000	7, 000	2, 500	2, 500	0	June 12.
St. Joseph's Ecclesiastical College	57	2150	5, 000	300	150	2, 000	40, 000	150, 000	6, 000	4, 000	4, 000	0	June 25.
Shurtleiff College	58	27, 48	(b)	(b)	(b)	2, 000	40, 000	150, 000	6, 000	4, 000	4, 000	0	June 12.
Illinois Industrial University	59	24	1, 050	300	50	250	40, 000	30, 000	300	985	985	0	June 11.
Westfield College	60	23	2, 500	1, 500	1, 000	1, 000	54, 250	30, 000	3, 370	3, 685	3, 685	0	June 12.
Wheaton College	61	2-3	7, 250	26	150	150	15, 000	80, 000	8, 000	21, 200	21, 200	0	June 18.
Bedford College	62	21-31	7, 250	1, 000	150	150	100, 040	120, 500	8, 000	21, 200	21, 200	0	June 6.
Indiana University	63	69	16, 000	1, 000	50	1, 000	180, 000	200, 000	12, 000	1, 173	1, 173	0	June 11.
Wabash College	64	21, 30	5, 000	1, 000	50	1, 000	180, 000	200, 000	12, 000	1, 173	1, 173	0	June 25.
Evangelical Lutheran Concordia College.	65	40	5, 000	1, 000	50	1, 000	180, 000	200, 000	12, 000	1, 173	1, 173	0	July 15.
Fort Wayne College	66	22	500	500	35	35	10, 000	60, 000	3, 000	3, 000	3, 000	0	June 26.
Franklin College	67	28, 28	2, 500	500	35	35	45, 000	60, 000	3, 000	2, 200	2, 200	0	June 12.
Indiana Asbury University	68	2, 1, 32	10, 000	1, 000	25	2, 400	1200, 000	1170, 000	112, 000	10, 000	10, 000	0	June 12.
Hanover College	69	0	4, 600	100	25	2, 400	4300, 000	13, 000	1, 200	1, 173	1, 173	0	June 12.
Hartsville University	70	15, 18	2, 000	1, 000	200	2, 000	15, 000	200, 000	12, 000	10, 000	10, 000	0	June 12.
Bates University	71	0	2, 000	1, 000	200	2, 000	150, 000	200, 000	12, 000	10, 000	10, 000	0	June.

<sup>a</sup> From Report of the Commissioner of Education for 1877.

<sup>b</sup> Board and tuition.

<sup>c</sup> See Table X, Part I.

<sup>d</sup> To residents of California.

<sup>e</sup> Total income.

<sup>f</sup> For library building.

<sup>g</sup> Estimated.

<sup>h</sup> One-fifth of a mill on each dollar assessed in the State,

giving an income of about \$15,000.

<sup>i</sup> Includes endowment.

<sup>j</sup> For year ending July 31, 1877.

<sup>k</sup> For library.

<sup>l</sup> From contingent fees.

<sup>m</sup> In 1876.

TABLE IX.—*Statistics of universities and colleges for 1878, &c.—Continued.*

Name.	Annual charge to each student for tuition.	Cost of board a week.	Libraries.				Property, income, &c.						Date of next commencement.
			College library.		Number of volumes in society libraries.	Amount of productive funds.	Income from productive funds.	Receipts for the last year from tuition fees.	Receipts for the last year from State appropriation.	Aggregate amount of scholarship funds.			
			Number of volumes.	Number of pamphlets.							Increase in the last year in college books.		
1	40	41	42	43	44	45	46	47	48	49	50	51	52
Union Christian College .....	\$18	\$3-3	500		50	100	\$3,000	\$55,000	\$4,100	\$400			June 4.
Moore's Hill College .....	30-36	2-3					30,000	17,000	1,200	2,500			June 12.
University of Notre Dame du Lac* .....	2800						80,000	55,000	4,900	6,200			June 26.
Earlham College .....	50, 60	3-1	2,523	100		1,533	80,000	25,000	1,300			\$15,000	June 30.
Ridgeway College .....	27		6,000	300	100		10,000	10,000					May 29.
St. Meinrad's College .....	30	2-1	300				10,000	17,000		1,200			September 4.
Algonquin College* .....	75, 15	2-1	6,000	850	575	5100	510,000	640,000	52,000				June 20.
Amity College .....	30	1-1	2,000	1,000	600	581	100,000	22,000	2,800	850	\$0		June.
Norwegian Lutheran College .....	30	1-1	1,500	60	45	0	70,000	28,000	2,700	1,075	0		June 25.
University of Des Moines* .....	30, 36	2-1	1,500	160	50	1,000	27,000	28,000	2,700	1,500	0		June 30.
Pursons College .....	30, 27	2-1	1,500	100	50	1,000	85,000	10,000	600	3,000	0		June 12.
Upper Iowa University .....	18, 22	2-1	4,000	1,500	50	1,500	75,000	40,000	3,000	500			June 17.
Iowa College .....	15-20	2-1	1,500	1,000	25	0	20,000	40,000	2,000	2,700	0		June 11.
Humboldt College .....	30, 36	2-1	12,800	2,000	1,500	0	400,000	218,000	31,120	23,000	0		June 18.
Stimpson Centenary College .....	10-25	2-5	12,800	2,000	1,500	0	10,000	25,000	1,800	1,510			June 18.
State University of Iowa .....	15	1-1	1,000	200		1,000	40,000	43,027	4,000	1,225	0		June 26.
German College .....	35	2-3	2,000	800	50	1,000	*100,000	*40,000	4,000	-6,000		3,000	June 18.
Iowa Wesleyan University .....	15-24	1-1	1,000	1,000	100	1,500	50,000	40,000	3,500	3,500	0		June 18.
Cornell College .....	35	2-3	2,000	800	50	1,000	37,000	5,000					June 11.
Oaklawn College .....	30	2-1	1,000	1,000	50	400	40,000	30,000	2,500	2,300			June 8-11.
Central University of Iowa .....	28	2-1	2,000	1,000	100	500	16,000	11,000	1,000	1,000		7,500	June 25.
Tabor College .....	25-1	2-1	4,000	200	100	500	30,000	11,000	1,000	2,300			June 25.
Western College .....	21	2-1	2,000	200	100	500	30,000	11,000	1,000	2,300			June 25.
St. Benedict's College .....	60	2-1	3,000	200	400	300	30,000	5,000		1,000			June 6.
Baker University .....	15, 21	2-1	1,000	300	400	300	5,000	5,000		1,000			June 6.



TABLE IX.—Statistics of universities and colleges for 1978, *etc.*—Continued.

Name.	Annual charge to each student	Cost of board a week.	Libraries.				Property, income, &c.						Date of next commencement.
			College library.		Number of volumes in society libraries.	Value of grounds, buildings, and apparatus.	Amount of productive funds.	Income from productive funds.	Receipts for the last year from tuition fees.	Receipts for the last year from State appropriation.	Aggregate amount of scholarship funds.		
			Number of volumes.	Number of pamphlets.								Increase in the last collegiate year in books.	
<b>I</b>	<b>40</b>	<b>41</b>	<b>42</b>	<b>43</b>	<b>44</b>	<b>45</b>	<b>46</b>	<b>47</b>	<b>48</b>	<b>49</b>	<b>50</b>	<b>51</b>	<b>52</b>
141 Williams College.....	\$90	\$3-6	18,630	2,000	360	10,000	\$200,000	\$299,000	\$19,000	\$19,000	.....	\$10,200	July 2, June, last week.
142 College of the Holy Cross*	170	66 <sup>1</sup> / <sub>2</sub>	11,000	.....	.....	800	200,000	80,000	6,000	33,000	.....	2,000	June 19.
143 Adrian College.....	0	24	2,400	100	500	700	187,000	170,000	17,000	.....	.....	.....	June 19.
144 Albion College.....	610	0	2,300	8,000	1,400	3,200	50,000	170,000	33,500	212,445	\$73,500	0	June 28.
145 University of Michigan.....	18	1,1-24	26,000	0	1,000	206	450,000	0	4,400	.....	.....	13,000	June 24.
146 Battle Creek College.....	10	3	1,000	0	0	0	80,000	10,000	800	50	0	0	.....
147 Grand Traverse College.....	9	3	300	704	60	10,000	100,000	100,000	8,000	0	0	0	June.
148 Hillsdale College.....	8	14-3	6,140	0	0	0	100,000	100,000	0	0	0	0	June 25.
149 Hope College.....	412	2-3	4,000	.....	.....	0	30,000	68,500	3,700	1,750	0	15,000	June 18.
150 Kalamazoo College.....	18	2-4	3,100	.....	.....	1,000	100,000	53,000	3,700	1,750	0	15,000	June 19.
151 Olivet College.....	21-30	2-3	7,000	200	200	111,450	25,000	96,448	5,658	1,444	.....	.....	May 7.
152 Augsburg Seminary, Greek department.	25	1	.....	.....	.....	.....	.....	.....	.....	.....	.....	.....	.....
153 Macalester College <i>g</i>	0	1-3	13,000	.....	750	0	200,000	423,000	42,000	0	19,000	0	June 5.
154 University of Minnesota.....	0	1-3	13,000	.....	750	0	200,000	423,000	42,000	0	19,000	0	June 5.
155 Carleton College.....	18-24	24	3,788	2,150	596	315	71,870	82,387	7,031	5,139	0	6,160	June 26.
156 St. John's College*	6180	0	2,816	1,850	1,810	1,000	50,000	40,000	1,500	3,200	0	0	June 27.
157 Mississippi College.....	80-60	2-34	2,000	1,500	1,500	1,500	50,000	40,000	1,500	3,200	0	0	June 26.
158 Shaw University.....	44	24	600	.....	100	1,500	8,000	8,000	.....	.....	.....	.....	May 28.
159 University of Mississippi.....	0	1-5	5,000	.....	.....	1,500	300,000	43,000	.....	.....	80,000	8,000	June 28.
160 Alcorn University.....	0	1-2	2,000	.....	.....	1,500	20,000	80,000	2,400	.....	.....	.....	June 30.
161 Jefferson College.....	20	1-3	.....	.....	.....	.....	.....	.....	.....	.....	.....	.....	June.
162 Christian University.....	40	1-3	.....	.....	.....	.....	.....	.....	.....	.....	.....	.....	.....
163 St. Vincent's College.....	0	1-3	5,000	.....	.....	.....	.....	.....	.....	.....	.....	.....	.....
164 University of the State of Missouri.	50	3-5	11,925	12,364	100	.....	4375,000	0	689,635	0	0	30,000	June 5.
165 Central College.....	50	2-34	1,200	500	.....	.....	60,000	60,000	4,200	4,000	.....	.....	June 18.
166 Lewis College.....	35, 50	84	3,500	500	.....	.....	50,000	8,000	640	1,500	.....	.....	June 5.
167 Pritchett School Institute.....	50	84	.....	.....	.....	.....	75,000	90,000	7,250	3,200	.....	.....	June 13.



	20	21	300	100	2,500	275	0	June 12.
168 Lincoln College	40	3	1,500		10,000			June 4.
169 Woodland College	40	3	3,500		20,000			May.
170 La Grange College	40	3	3,500		20,000	4,000	3,000	June 12.
171 William Jewell College	40	2-4		39	60,000			June 7.
172 Baptist College	40	4			12,000			June 27.
173 St. Joseph College	4-8	4	1,000	200	10,000		0	June 28.
174 College of the Christian Brothers	60	4	30,000	8,000	75,000		0	June 28.
175 St. Louis University	100	5-10	2,500	1,000	300,000	500,000	30,000	June 12.
176 Washington University	100	3	5,000	1,000	300,000	3,000	0	June 12.
177 Drury College	45	3	2,300	200	50,000	25,000	3,000	June 12.
178 Central Wesleyan College	221-36	28	2,300	200	28,000	23,000	3,080	June 12.
179 Doane College	21	2-4	2,300	250	150,000	0	0	June 12.
180 University of Nebraska	0	0	2,500	400	40,000	0	25,000	June 11.
181 Nebraska College	2250	0					0	June 25.
182 State University of Nevada	0	71	54,535	80,000	30,000	(f)	6,000	June 27.
183 Dartmouth College	80	0	100,000	100,000	100,000	m450,000	m21,400	June 27.
184 St. Benedict's College	60	60	400	400	20,000		m1,000	June 25.
185 Rutgers College	75	5-10	7,600	1,300	4,100	*318,667	5,705	June 18.
186 College of New Jersey	75	8-8	45,000	1,000	800,000	898,145	18,000	June 18.
187 Seton Hall College	cs300,350	0					0	
188 St. Bonaventura's College	200	5	5,500	400	192,000		25,600	June 24.
189 St. Stephen's College	0	6	2,250	100	150,000	0	5,400	June 19.
190 Wells College	100	71	1,500	50	247,000	100,000	0	June 19.
191 Brooklyn Collegiate and Polytechnic Institute	180	7	3,000	35	144,337		17,840	June 18.
192 St. Francis College	60	5.7		0	90,000	0	9,500	June.
193 St. John's College	60	0	10,600		150,000		6,000	June 20.
194 Canisius College	50	4	2,090	900	125,000		0	June 24.
195 St. Joseph's College	50	4	8,527	89	38,500	80,190	1,022	June 24.
196 St. Lawrence University	80	34	12,000		285,000	p15,000	0	June 24.
197 Hamilton College	75	3-44	1,500	2,500	150,000	90,000	0	June.
198 Elmira Female College	cs200	0					0	June.
199 St. John's College	60	7	12,000	8,000	61,035	270,448	0	June 28.
200 Hobart College	80	21-3	11,000	300	105,000	400,000	5,200	June 28.
201 Madison University	88	2-3	38,000	12,000	312,820	2,758	56,400	June 19.
202 Cornell University	75	6	12,000	490	1,263,999	80,000	20,510	June 19.
203 Ingham University	80	5	*3,500		*20,000		0	June 19.
204 College of St. Francis Xavier	60	5	21,000	200	p228,000	p172,000	p21,519	June 18.
205 College of the City of New York	0	0	19,000		271,147		0	June 18.
206 Columbia College	100	0	19,273	853,068	4,768,021		p185,000	June 26.
207 St. Louis College	150-300	0					0	June 11.
208 University of the City of New York	0	0	23,501	p88	p338,000	p188,000	p12,850	June.
209 Vassar College	100	71	12,600	600	680,256	18,018	45,569	June.
210 University of Rochester	75	41	15,200	1,650	362,500	168,000	15,225	June 25.

\* From Report of the Commissioner of Education for 1877.  
 a Board and tuition.  
 b To residents; \$5 to others.  
 c For literary department only.  
 d For incidentals.  
 e Also \$29,657 unproductive.  
 f From the board of education of the church.  
 g Suspended until new buildings are completed and enrollment increased.  
 h Total income of the university for two years ending December, 1878.  
 i Income from \$10,000 for indigent pupils.  
 j Board, tuition, and incidentals.  
 k Income from permanent funds.  
 l City appropriation.  
 m These statistics are for all departments.  
 n Income from Permanent State fund.  
 o Income from the conducting of parish schools.  
 p In 1876.  
 q Income from permanent funds.  
 r City appropriation.  
 s 136,080 acres of land by the United States grant.  
 t Income from permanent State fund.

TABLE IX.—Statistics of universities and colleges for 1878, &c.—Continued.

Name.	Annual charge to each student.	Cost of board a week.	Libraries.			Property, income, &c.						Date of next com- mencement.	
			College library.			Value of grounds, build- ings, and apparatus.	Amount of productive funds.	Income from productive funds.	Receipts for the last year from tuition fees.	Receipts for the last year from State appropriation.	Aggregate amount of scholarship funds.		
			Number of volumes.	Number of pam- phlets.	Increase in the last collegiate year in books.								Number of volumes in society libraries.
<b>1</b>	<b>40</b>	<b>41</b>	<b>42</b>	<b>43</b>	<b>44</b>	<b>45</b>	<b>46</b>	<b>47</b>	<b>48</b>	<b>49</b>	<b>50</b>	<b>51</b>	<b>52</b>
Union College.....	\$105	\$3-5	15,000	.....	150	6,000	\$130,000	\$300,000	\$20,000	\$8,000	\$0	\$100,000	June 25.
Seminary of Our Lady of Angels.....	6250	.....	5,000	.....	.....	.....	191,000	191,000	65,000	65,000	0	0	July 30.
Stevens University.....	30-100	2-4	7,500	3,500	225	13,000	300,000	109,034	5,000	8,000	0	0	June 25.
University of North Carolina.....	85	1-3	6,500	2,500	250	200,000	200,000	125,000	7,500	4,400	389	0	June 5.
Dartmouth College.....	0	.....	2,500	.....	.....	6,000	150,000	150,000	.....	.....	.....	.....	June 4.
Baylor College.....	70	1-3	5,000	500	.....	4,000	8,000	.....	.....	.....	.....	.....	June 27.
Northford College.....	10-40	1-2	.....	.....	.....	.....	20,000	.....	.....	.....	.....	.....	May 21.
North Carolina College.....	40	1-3	8,000	100	600	14,000	55,000	40,000	3,000	5,600	0	600	June 12.
Wake Forest College.....	60	.....	2,100	.....	.....	.....	250,000	.....	8,360	.....	.....	.....	June 12.
Baptist College.....	40	3	.....	.....	.....	.....	130,000	71,158	4,282	.....	.....	.....	June 28.
Ohio University.....	18-20	1-3	2,100	200	78	500	43,500	153,000	5,000	2,054	0	0	June 25.
Baldwin University.....	153	.....	2,550	60	0	400	53,000	53,000	4,000	500	0	25,000	June 5.
Greenman Wallace College.....	8-20	1-3	800	.....	.....	.....	60,000	60,000	.....	.....	.....	64,000	June 5.
Andrew Union College.....	0	.....	13,000	.....	.....	2,000	100,000	.....	.....	.....	.....	.....	June 25.
St. Xavier College.....	60	.....	7,100	11,310	.....	.....	10,000	67,000	85,000	800	23,000	.....	June 5.
University of Cincinnati.....	(e)	20	2,000	.....	.....	.....	10,000	.....	4,200	700	.....	.....	June 5.
Farmers' College of Hamilton County.....	20	2	3,700	850	200	543	75,000	240,000	63,000	.....	.....	.....	July 2.
Capital University.....	26-40	.....	10,000	2,500	114	.....	252,000	240,000	6,300	.....	.....	.....	June 24.
Ohio Wesleyan University.....	29	.....	20,000	.....	.....	.....	50,000	.....	.....	.....	.....	.....	June 24.
Kenyon College.....	34	2-3	12,000	6,000	100	3,000	100,000	200,000	14,000	2,000	.....	.....	June 12.
Denison University.....	25-34	.....	12,000	.....	.....	2,000	21,836	50,000	4,843	1,923	.....	2,500	June 25.
Hiram College.....	21-30	.....	11,000	.....	160	5,000	160,000	200,000	13,370	450	.....	.....	June 18.
Western Reserve College.....	30	2-4	11,000	200	10	.....	8,000	.....	.....	.....	.....	.....	June 25.
Ohio Central College.....	18, 21	2-3	10,000	5,200	580	12,000	130,000	.....	.....	.....	.....	.....	June 25.
Marietta College.....	45	2-3	10,000	5,200	580	12,000	130,000	.....	.....	.....	.....	40,000	June 25.

287	14-23	28-31	500,000	14,000	4,000	14,000	4,000	1,800	July 24
288	40	21	8,000	5,000	800	5,000	800	1,800	June 24
289	24-30	21	400,000	150,000	4,000	150,000	8,887	4,000	June 24
290	9	13-3	40,000	20,000	100	40,000	9.1	1,025	June 10
291	25-28	21-5	20,000	9,000	20	20,000	7.0	2,000	June 10
292	8, 10	21	10,000	4,000	12	10,000	2,000	2,000	June 25
293	46	21-3	500	200	200	500	2,800	2,800	June 18
294	244	31	75,000	30,000	100	75,000	4,800	50,000	June 27
295	30	31	30,000	60,000	1,000	30,000	4,000	0	June 20
296	21, 23	31	60,000	50,000	4,000	60,000	1,500	0	June 24
297	4	4	75,000	70,000	60	75,000	4,400	0	June 5
298	248	2-3	20,000	24,000	7,000	20,000	1,200	0	June 26
299	249	30	20,000	24,000	50	20,000	8,000	0	May
300	244	30	50,000	6,000	50	50,000	400	0	June 21
301	39	21-3	150,000	8,523	500	150,000	9,390	0	June 20
302	30, 45	2-3	72,000	2,551	800	72,000	2,060	0	June 18
303	371	11-3	150,000	40,000	800	150,000	1,500	0	June 19
304	253	3-4	80,000	65,000	6	80,000	1,500	0	May
305	19-45	11-4	15,000	30,000	30	15,000	2,500	0	June 20
306	45	5-5	8,000	30,000	100	8,000	2,000	0	June 4
307	40	11-21	12,000	16,000	60	12,000	1,200	0	June 3
308	27	21-3	30,000	14,782	0	30,000	1,600	0	June 11
309	62	21	121,050	20,000	300	121,050	4,238	0	June 10
310	40, 50	11-31	75,000	80,000	3,040	75,000	2,000	0	June 12
311	40	51	104,000	28,000	75	104,000	4,544	0	June 26
312	61	21-3	250,000	150,000	23,372	250,000	13,118	0	June 12
313	1500	13-3	675,000	35,000	385	675,000	17,498	6,058	June 25
314	45, 75	13-3	35,000	132,000	100	35,000	2,100	2,750	June 24
315	40, 48	8	120,000	132,000	100	120,000	6,000	5,750	June 24
316	50	2	385,000	385,000	250	385,000	8,981	2,657	June 24
317	62-75	4	20,000	20,000	0	20,000	0	0	June 25
318	20-24	1-3	150,000	120,000	8,000	150,000	2,000	0	June 25
319	89	4	150,000	185,000	1,400	150,000	5,000	0	July 19
320	25	11-31	137,000	93,000	750	137,000	5,464	0	June 25
321	38	25	30,000	30,000	2,000	30,000	1,200	0	June 4
322	25	21	250,000	187,000	3,000	250,000	87,040	0	June 24
323	61-75	24	60,000	17,000	4,000	60,000	11,900	0	June 23
324	230	24	25,000	85,000	10	25,000	5,000	0	June 24
325	203	4	80,000	80,000	200	80,000	7,000	0	June 10
326	0	2-4	0	0	0	0	0	0	June 18
327	80	2-4	0	0	0	0	0	0	June 18

\* From Report of the Commissioner of Education for 1877.  
 † Board and tuition.  
 ‡ Income from farm products.  
 § Cost of buildings and school furniture.  
 ¶ From city appropriation.  
 † Scoured by will but not yet available.  
 ‡ In 1876.  
 § Includes board, tuition, and incidental expenses.  
 ¶ Matriculation fee.

d Annual income from the union of the funds of Hebrew congregations.  
 e Free to residents; \$60 for non-residents.  
 f This is a public library, but is also the university library.



	30, 36	5, 025	309	1, 000	100, 000	396, 000	23, 760	0	1, 000	0	June 5.
East Tennessee University and State Agricultural College.	65	7, 000	100	185	50, 000	0	0	3, 000	0	0	June.
Cumberland University.	25	382	49	40	17, 500	0	0	0	0	0	June 20.
Botolph College.	40	100	40	100	0	0	810	2, 000	0	0	May 20.
Manchester College.	20	3, 000	1, 000	1, 000	75, 000	13, 500	0	0	0	0	May 20.
Maryville College.	5	2, 500	1, 000	1, 000	0	0	0	0	0	0	May 23.
Christian Brothers' College.	15-30	2, 500	1, 000	100	2, 000	0	0	2, 000	0	0	June 5.
Moshannon Institute.	36	1, 000	50	800	35, 000	0	0	1, 248	0	0	May 16.
Mosley Creek Baptist College.	11-2	1, 500	1, 475	150	65, 000	5, 000	250	0	0	0	May 27.
Central Tennessee College.	11	7, 500	225	75	4175, 000	600, 000	42, 000	0	0	25, 000	May.
Park University.	4	5, 000	0	0	450, 000	0	0	10, 600	0	0	August 7.
Vanderbilt University.	100	0	0	0	75, 000	500	80	1, 490	60	12, 000	April 18.
University of the South.	4	0	0	0	15, 000	0	0	0	0	0	June 10.
Burrill College.	2, 23	6, 000	75	60	10, 000	0	0	5, 000	0	0	September 1.
Greenville and Tusculum College.	8-24	1, 200	500	50	10, 000	0	0	4, 200	0	0	June 18.
Woodsboro College.	16-40	300	200	0	25, 000	0	0	5, 000	0	0	June 20.
Greenbrier and Tusculum College.	16-40	1, 200	200	0	85, 000	0	0	0	0	0	June 11.
Woodsboro College.	75	300	0	0	10, 000	16, 000	0	2, 500	0	0	September 2.
Texas Military Institute.	0	0	0	100	75, 000	0	0	6, 000	0	0	June.
St. Joseph's College.	5	5, 000	1, 500	7	28, 000	17, 000	1, 700	1, 800	175	0	June 19.
Southwestern University.	33	5, 000	0	0	75, 000	0	0	5, 000	0	0	June 5.
Southwestern University.	33	2, 635	75	45	75, 000	2, 000	200	6, 000	0	0	June 14.
Henderson Male and Female College.	50	17, 865	6, 000	1, 041	243, 000	723, 250	1, 684	4, 215	0	12, 900	June 25.
lega.	48	0	0	0	0	0	0	0	0	0	July 2.
Baylor University.	30-50	1, 250	250	30	65, 000	16, 000	0	2, 500	0	0	June 11.
Mansfield Male and Female College.	20-50	3, 000	1, 000	0	25, 000	0	0	6, 000	0	0	September 2.
Salado College.	50	5, 75	35	100	18, 000	0	0	2, 650	175	0	June 19.
Austin College.	50	5, 000	1, 500	7	28, 000	17, 000	1, 700	1, 800	0	0	June.
Trinity University.	50	0	0	0	75, 000	0	0	5, 000	0	0	June 5.
Waco University.	15-25	2, 635	75	45	75, 000	2, 000	200	6, 000	0	0	June 14.
Marvin College.	32-3	0	0	0	25, 000	0	0	0	0	0	June 25.
University of Vermont and State Agricultural College.	45	14, 000	1, 041	0	125, 000	168, 895	11, 326	3, 361	45, 000	0	July 2.
Middlebury College.	a500	2, 000	0	1, 000	85, 000	10, 700	1, 182	7, 800	600	0	June 18 and 19.
Norwich University.	86	4, 860	30	0	100, 000	0	0	0	0	0	June 18.
Randolph Macon College.	60	0	0	0	50, 000	80, 000	4, 800	0	0	0	June 12.
Emory and Henry College.	70	411, 000	42, 000	d100	d150, 000	d325, 000	d8, 750	d4, 897	0	0	June 25.
Hampden Sidney College.	70-80	18, 000	1, 000	200	120, 000	85, 000	5, 000	7, 500	0	3, 000	June 20.
Washington and Lee University.	2-3	34, 000	100	200	1, 000, 000	0	0	5, 765	30, 000	15, 000	June 11.
Richmond College.	21-3	3, 000	0	0	75, 000	35, 000	2, 000	0	0	0	July 4.
Roanoke College.	21-3	62, 500	36	10	d150, 000	d37, 000	d5, 300	d2, 000	0	0	June 11.
University of Virginia.	25, 50	6, 500	500	500	250, 000	110, 000	6, 500	1, 400	15, 500	0	July 11.
College of William and Mary.	24, 40	8, 200	100	10	40, 000	0	0	1, 500	2, 000	0	June 12.
Bethany College.	32	8, 000	150	500	78, 500	68, 000	3, 654	3, 654	0	0	June 4.
West Virginia College.	31	9, 081	4, 300	247	100, 000	190, 000	3, 750	3, 613	0	11, 600	June 26.
West Virginia University.	36	4, 000	900	1, 000	220, 000	d15, 000	d1, 200	d1, 200	0	0	July 2.
Shepherd College.	32, 40	3, 000	0	0	350, 000	485, 536	57, 388	d1, 800	42, 860	0	June 18.
Lawrence University.	30-33	3, 000	1, 000	1, 000	30, 000	5, 000	300	3, 014	0	0	July 2.
Galesville University.											
Milton College.											

f Also investments in lands to amount of \$120,000.  
 g For each school entered.  
 h To residents; \$18 per annum to others.  
 c Includes \$625 from rents.  
 d In 1876.  
 e Board and lodging per annum.  
 f Agricultural endowment.

TABLE IX.—Statistics of universities and colleges for 1878, &c.—Continued.

Name.	40	41	Libraries.				Property, income, &c.						Date of next commencement.	
			College library.				45	46	47	48	49	50		51
			Number of volumes.	Number of pamphlets.	Increase in the last collegiate year in books.	Number of volumes in society libraries.								
1			42	43	44	45	46	47	48	49	50	51	52	
349 Racine College.....	\$400	.....	5,250	1,500	3,500	0	\$150,000	\$48,500	.....	\$52,427	.....	\$80,000	June 26.	
350 Ripon College.....	24	.....	4,000	2,500	50	300	65,000	56,000	\$5,000	2,110	.....	500	June 25.	
351 Northwestern University.....	32½	.....	30,000	(1,500)	75	3,000	50,000	.....	.....	8,000	0	0	August 27.	
352 Georgetown College.....	60	.....	5,000	.....	100	1,500	520,000	110,000	.....	.....	.....	18,240	June 26.	
353 Columbian University.....	60	.....	7,000	.....	.....	.....	250,000	130,000	8,500	.....	.....	0	June 11.	
354 Howard University.....	12	1½-2½	3,000	.....	.....	200	(b)	0	0	(b)	(b)	0	May 29.	
355 National Deaf-Mute College.....	\$150	.....	2,717	.....	62	.....	100,000	5,000	500	3,070	2,000	0	June 18.	
356 University of Deseret.....	40	4	248	64	.....	.....	.....	.....	.....	2,000	c1,000	.....	May 31.	
357 University of Washington Territory.....	13.27	3½	.....	.....	.....	.....	.....	.....	.....	.....	.....	.....	June 13.	
358 Holy Angels' College.....	20	4	900	370	.....	.....	.....	.....	.....	.....	.....	.....	.....	

a Board and tuition. b See Columbia Institution for the Deaf and Dumb, Table XVIII. c Territorial appropriation.

TABLE IX.—*Memoranda.*

Name.	Location.	Remarks.
La Grange College .....	La Grange, Ala .....	Not found.
Illinois Agricultural College .....	Irvington, Ill .....	Suspended.
Swedish-American Ansgari College ..	Knoxville, Ill .....	Reorganized as Swedish Theological Seminary; see Table XI.
Smithson College .....	Logansport, Ind .....	Closed.
Thayer College .....	Kidder, Mo .....	Suspended.
One Study University .....	Scio, Ohio .....	Name changed to Scio College.
Austin College .....	Huntsville Tex.....	Removed to Sherman.

*Colleges from which no information has been received.*

Name.	Location.	Name.	Location.
Christian College of the State of California.	Santa Rosa, Cal.	Martin Luther College .....	Buffalo, N. Y.
College of Our Lady of Guadalupe.	Santa Ynez, Cal.	Manhattan College .....	New York, N. Y.
Bowdon College .....	Bowdon, Ga.	Rutgers Female College .....	New York, N. Y.
St. Bonaventuro's College ..	Terre Haute, Ind.	Weaverville College .....	Weaverville, N. C.
Murray Male and Female Institute.	Murray, Ky.	Richmond College .....	Richmond, Ohio.
Central University .....	Richmond, Ky.	Xenia College .....	Xenia, Ohio.
College of the Immaculate Conception.	New Orleans, La.	Palatinate College .....	Myerstown, Pa.
Rock Hill College .....	Ellicott City, Md.	Waynesburg College .....	Waynesburg, Pa.
Mt. St. Mary's College .....	Emmitsburg, Md.	University of South Carolina.	Columbia, S. C.
Westminster College .....	Fulton, Mo.	Bradyville College .....	Bradyville, Tenn.
Craighton College .....	Omaha, Nebr.	University of St. Mary .....	Galveston, Tex.
Alfred University .....	Alfred, N. Y.	St. John's College .....	Prairie du Chien, Wis.
		Pio Nono College and Teachers' Seminary.	St. Francis Station, Wis.
		Gonzaga College .....	Washington, D. C.







TABLE X.—PART 1.—Statistics of schools of science (mining, engineering, agriculture, &c.) endowed with the national land grant for 1878, &c.—Cont'd.

Name.	Location.	Date of charter.	Date of organization.	President.	Preparatory department.		Scientific department.													
					Students.		Corps of instruction.		First year.		Second year.		Third year.		Fourth year.		Number in partial course.	Number of graduates.		
					Male.	Female.	Resident professors and instructors.	Non-resident professors and lecturers.	Male.	Female.	Male.	Female.	Male.	Female.	Male.	Female.			Male.	Female.
1		3	4	5	6	7	8	9	10	11	12	13	14	15	16	17	18	19	20	21
34	Ohio State University.....	1870	1873	Edward Orton, Ph. D.....	123	10	12	0	43	5	1	0	0	9	1	18	119			
35	State Agricultural College.....	1873	1873	R. L. Arnold, A. M.....	1	50	30	4	100											
36	Pennsylvania State College.....	1854	1859	Rev. James Calder, D. D.....	4	57	16	12	64	23	6	17	1	9	1	7				
37	Agricultural and scientific department (Brown University).	1869	1869	Rev. E. G. Robinson, D. D., LL. D.	0	0	0	0	24										2	
38	Cladu University and South Carolina Agricultural College and Mechanics' Institute.	1869	1870	Rev. Edward Cooke, A. M., D. D.	64	6142	688	64	0	612										
39	Tennessee Agricultural College (East Tennessee University).	1807	1869	Rev. Thomas W. Humes, S. T. D.	(a)	(a)	(a)	(a)	(a)	(a)								(a)	(a)	
40	State Agricultural and Mechanical College.	1871	1876	Thomas S. Gathright, A. M.	75				248	124	62	50	12	200	27					
41	University of Vermont and State Agricultural College.	1865	1865	Rev. M. H. Backham, D. D.	0	0	0	9	1	11	4	0	3	0	3	0	1	0	2	0
42	Virginia Agricultural and Mechanical College.	1872	1872	Charles L. C. Minor, M. A., LL. D.	1	24	0	8	0	163	80	48	25	0	0					
43	Hampton Normal and Agricultural Institute.	1870	1868	S. C. Armstrong (principal), LL. D.	3	54	32	21	0	245	54	45	30	30	23				0	1
44	Agricultural department of West Virginia University.	1866	1867	Rev. John R. Thompson, A. M.	63	685		611	67	614										
45	Departments of Civil Engineering, Mining, and Metallurgy (University of Wisconsin).	1838	1850	Rev. George M. Steele, D. D.																

<sup>a</sup> Also reported in Table IX.

<sup>a</sup> Reported with classical department (see Table IX).

TABLE X.—PART 1.—Statistics of schools of science (mining, engineering, agriculture, &c.) endowed with the national land grant for 1878, &c.—Cont'd.

Name.	22	23	24	25	26	Libraries.			Property, income, &c.					Date of next commencement.	
						General library.			Number of volumes in society libraries.	Value of grounds, buildings, and apparatus.	Amount of productive funds.	Income from productive funds.	Receipts for tuition fees.		Receipts for the last year from State appropriation.
						Number of volumes.	No. of pamphlets.	Increase in the last school year in books.							
1						27	25	29	30	31	32	33	34	35	36
State Agricultural and Mechanical College.....				4	39	\$0	1,000	250	2,500	\$100,000	\$253,500	\$20,280	\$0	\$0	June 25.
Arkansas Industrial University.....				4	42	0	500	200		\$170,000	\$130,000	\$10,400	0	\$5,000	June 12.
Colleges of Agriculture, Mechanics, Mining, Engineering, Chemistry (University of California), Colorado.....	0	0	4	40	60	(c)	(c)	(c)	(c)	(c)	(c)	(c)	0	20,000	June 4.
5 Sheffield Scientific School of Yale College.....			3	37	150	65,000				(c)	\$384,074	(c)	(c)		June 28.
6 Agricultural Department of Delaware College.....			3	40	60	(c)	(c)	(c)	(c)	(c)	(c)	(c)	(c)		June 18.
7 State Agricultural College.....			4	40	40	(c)	(c)	(c)	(c)	\$40,000	\$243,000	\$17,010		\$10,000	August 6.
8 Georgia State College of Agriculture and Mechanic Arts (University of Georgia), Georgia.....	250	*20	4	40	40	(c)	(c)	(c)	(c)	50,000	4,000	63,500			July.
9 North Georgia Agricultural College (University of Georgia).....	800	(f)	6	40	(g)	(h)	(h)	50	25	400,000	318,000	26,490	0	31,982	June 11.
10 Illinois Industrial University.....	0	0	4	36	0	11,670	2,500	621	0	300,000	337,000	18,850	1,439	6,500	June.
11 Purdue University.....			4	38	14	2,000	1,000			300,000	500,000	40,000	0	3,972	June.
12 Iowa State Agricultural College.....			4	36	0	0	(i, 000)			85,283	228,687	16,465	0	5,800	Nov. 13.
13 Kansas State Agricultural College.....			4	37	0	2,500	500	40	350	\$150,000	\$165,000	\$9,900	\$1,500		May 21.
14 Agricultural and Mechanical College of Kentucky.....			4	37	15										June 11.

\* From Report of the Commissioner of Education for 1877.  
 a \$10,400 are reported in 1878 as coming from county and city appropriations; this probably corresponds with the item reported "income from productive funds" in the preceding year.  
 b To residents of California; \$50 to others.  
 c Reported with classical department (see Table LX).  
 d In 1877.  
 e Not yet organized; steps were taken this year towards the removal of the institution from its present location.  
 f Children of ministers have free scholarships.  
 g \$1 a month.  
 h Destroyed by fire, together with the college building, December 20, 1878.  
 i Given annually by the university board to this department from proceeds of national agricultural fund.  
 j For two years.  
 k Detached from its connection with Kentucky University.



	(e)	4	40	75	(e)	(c)	(c)	(c)	(c)	(c)	(e)	(e)	2,200	June 5.
33 Agricultural and Mechanical College (University of North Carolina)	(e)	6	37	0	1,200	200	1,000,000	30,000	15,800	June 24.				
34 Ohio State University		6	40	0			500,000	500,000	15,800	June 24.				
35 State Agricultural College	60	4	40	0	2,400	350	5,000	500,000	500,000	May 27.				
36 Pennsylvania State College	(e)	4	40	0	2,400	500	532,000	500,000	500,000	June 26.				
37 Agricultural and scientific department (Brown University)	(e)	4	40	0			500,000	3,246	500,000	June 17.				
38 Clark University and South Carolina Agricultural College and Mechanics' Institute	(e)	4	33	0	(e)	(e)	650,000	611,500	64,500	June 11.				
39 Tennessee Agricultural College (East Tennessee University)	(e)	4	40	30,36	(e)	(e)	(e)	(e)	0	June.				
40 State Agricultural and Mechanical College	0	5	40	0			200,000	14,280	0	June 25.				
41 University of Vermont and State Agricultural College	(e)	4	38	45	(e)	(e)	300	485	485	June 25.				
42 Virginia Agricultural and Mechanical College	200	3	43	30	520	50	103,050	20,650	220	Aug. 13.				
43 Hampton Normal and Agricultural Institute	0	3	37	0	2,243	213	200,000	2,500	910,328	May 22.				
44 Agricultural department of West Virginia University	*36	2,4	41	24	(e)	(e)	(e)	(e)	(e)	June 12.				
45 Departments of Civil Engineering, Mining, and Metallurgy (University of Wisconsin)			38							June 26.				

\* From Report of the Commissioner of Education for 1877.  
 a Also reported in Table IX.  
 b Total from Maryland and the District of Columbia.  
 c Of these 14 endowed, 12 are for the class of 1882.  
 d Inclusive of interest on the sale of lands, viz. \$22.  
 e Reported with classical department (see Table IX).  
 f Not yet organized.  
 g \$3,000 of this from leases of lands.  
 h In 1876.  
 i United States land grant of 136,080 acres.

j To State students: \$75 to others.  
 k Income from United States land grant.  
 l 198 Districtal may each send a free scholar every year.  
 m Congressional appropriation.  
 n Interest on a bond of the State for \$500,000, the reported productive funds.  
 o The income of \$50,000 which has accrued from the national grant, at \$100 a scholar annually.  
 p Agricultural fund only.  
 q Income from permanent State fund.

TABLE X.—PART 2.—Statistics of schools and of collegiate departments of science (mining, engineering, &c.) not endowed with the national land grant for 1878; from replies to inquiries by the United States Bureau of Education.

1	2	3	4	5	Preparatory department.						Scientific department.											
					Instructors.			Students.			Total number in regular course.	Non-resident professors and lecturers.	Students.						Number in partial course.	Number of graduate students.		
					Male.	Female.	Instructors.	Male.	Female.	Male.			Female.	Male.	Female.	Male.	Female.	Male.			Female.	
1	School of Practical, Civil, Mining, and Mechanical Engineering, Surveying, and Drafting, Agricultural College of Colorado &c.	San Francisco, Cal. (24 Post street), Fort Collins, Colo.	0	1862	A. Van der Naillen	6	7	8	9	10	11	12	13	14	15	16	17	18	19	20	21	
2	State School of Mines	Golden, Colo.	1872	1873	W. F. Watrous (president State board of agriculture), John R. Ellis (ex officio)	2	1													20	0	
3	Rose Polytechnic Institute	Terre Haute, Ind.	1874	0	William K. Edwards																	
4	Polytechnic Institute	New Orleans, La.	1878	1878	F. C. Vogt, Ph. D.	7	28				28											
5	College of Agriculture (Boston University)	Boston, Mass.	1860	1874	Wm. S. Clark, Ph. D., John W. Lindsay, S. T. D. (acting dean), Charles W. Flint, LL. D. (president), Henry L. Knels, A. B. (dean), Francis H. Storer, A. M. (dean).	11					10											
6	School of all Sciences (Boston University)	Boston, Mass. (20 Beacon street), Cambridge, Mass.	1842	1848	John W. Lindsay, S. T. D. (acting dean), Charles W. Flint, LL. D. (president), Henry L. Knels, A. B. (dean), Francis H. Storer, A. M. (dean).	30					487			3	3	5	2			4		
7	Lawrence Scientific School (Harvard University)	Jamaica Plain, Mass.	1851	1871	Francis H. Storer, A. M. (dean).						4											
8	Buasey Institution (Harvard University)	Worcester, Mass.	1865	1868	Charles O. Thompson, A. M. (principal).				(12)		690			24	17					0	2	
9	Free Institute of Industrial Sciences	St. Louis, Mo.	1853	1867	C. M. Woodward, A. M. (dean).				11	0	41			15	2	15	0	3	0	0	8	
10	Chandler Scientific Department of Dartmouth College	Hanover, N. H.	1852	1852	Rev. Samuel C. Bartlett, Ph. D., LL. D.	0	0	0	18	0	69			15	10					12	1	







22	Purdue Scientific Department of Lafayette College.....	0	4	39	45, 75	(g)	(g)	(g)	(g)	122, 000	(g)	9, 710	(g)	July 2.
23	Franklin Institute.....				310	13, 650								0
24	Polytechnic College of the State of Pennsylvania.....					(g)								June 14.
25	Towson Scientific School, University of Pennsylvania.....	0	40	41	130									June 27.
26	Wagner Free Institute of Science.....			25	0	(18, 000)				1500, 000		0		0
27	Scientific Department of Villanova College.....			40	300									0
28	Agricultural and Mechanical College for Colored Youth.....													
29	Norwich University.....													
30	School of Civil and Mining Engineering (Washington and Leo University).....			38	85	(g)	(g)	(g)	(g)	(g)	(g)	(g)	(g)	June 25.
31	Virginia Military Institute.....			40	100	5, 200	1, 300	500	350, 000	40, 000	2, 200	9, 950	15, 000	July 3.
32	New Market Polytechnic Institute.....	0	0	3	40	530	151		5, 000		950			
33	Scientific Department, University of Virginia.....			38	75, 100	(g)			(g)				(g)	July 3.

\* From Report of the Commissioner of Education for 1877.

a Not yet fully organized.

b To residents of the State.

c Includes assaying fees.

d The place of this college is supplied by the Massachusetts Agricultural College at Amherst. Each successful candidate is allowed on entering the college to matriculate also in Boston University, and at graduation may receive his degree at the hands of the university, with a diploma entitling him to the relation and privileges of its alumni.

e A department for elective graduate study only.

f To residents of Worcester County; \$100 to others.

g Reported with classical department (see Table IX).

h Including room rent.

i All instruction is for the present suspended.

j In drawing school.

k Includes value of museum and library.

l From the catalogue this institution appears to be a scientific and military school bearing the name of university; its statistics were reported in Table IX.

m For all departments; all students from Virginia over eighteen years of age are admitted free of tuition.

TABLE X.—Memoranda.

Name.	Location.	Remarks.
PART 1.		
School of Agriculture and Mechanic Arts (University of Mississippi).....	Oxford, Miss.....	This department abolished; its place to be supplied by the State Agricultural and Mechanical School, Starkville.
Ohio Agricultural and Mechanical College.....	Columbus, Ohio.....	Name changed to Ohio State University.
PART 2.		
Mining Institute.....	Colorado Springs, Colo.....	No information received.
Scientific Department of Willamette University.....	Salem, Oreg.....	No information received.

TABLE XI.—Statistics of schools of theology for 1878; from reports to inquiries by the United States Bureau of Education.

1	Name.	Location.	Date of charter.	Date of organization.	Denomination.	President.	Corps of instruction.		
							Resident professors and instructors.	Non-resident professors and lecturers.	Endowed professorships.
1	Theological department of Talladega College*	Talladega, Ala.	1870	1870	Congregational.	Rev. Edward P. Lord, A. M.	7	6	6
2	Pacific Theological Seminary	Oakland, Cal.	1868	1869	Congregational.	Rev. J. A. Benton, D. D. (acting).	2	0	62
3	San Francisco Theological Seminary	San Francisco, Cal.	1872	1871	Presbyterian.	Rev. W. A. Scott, D. D., LL. D.	4	4	4
4	Theological Institute of Connecticut.	Hartford, Conn.	1853	1854	Congregational.	Rev. William Thompson, D. D.	4	10	4
5	Berkeley Divinity School.	Middletown, Conn.	1854	1854	Prot. Episcopal.	Rt. Rev. J. Williams, D. D., LL. D.	6	1	5
6	Yale Divinity School.	New Haven, Conn.	1701	1822	Congregational.	Rev. Noah Porter, D. D., LL. D.	7	3	0
7	Augusta Institute.	Augusta, Ga.	0	1870	Baptist.	Rev. Joseph T. Robert, LL. D.	3	0	0
8	Theological department of Mercer University	Macon, Ga.			Baptist.	Rev. Archibald J. Battle, D. D.	1		
9	Theological department of Illinois Wesleyan University.	Bloomington, Ill.	1850	1875	Methodist.	Rev. W. H. H. Adams, D. D.	4		
10	Theological department of Blackburn University*	Carlinville, Ill.	1857	1859	Presbyterian.	Rev. E. L. Hurd, D. D.	6		
11	Baptist Union Theological Seminary	Chicago, Ill. (Morgan Park)	1857	1867	Baptist.	Rev. George W. Northrup, D. D.	6	0	3
12	Chicago Theological Seminary	Chicago, Ill. (corner Ash land and Warren aves.)	1855	1858	Congregational.	Rev. G. S. F. Savage, D. D. (secretary)	0	0	
13	Presbyterian Theological Seminary of the North-west.	Chicago, Ill. (1060 N. Hal street).	1857	1859	Presbyterian.	Rev. John M. Faris (secretary)	5	0	4
14	Bible department of Eureka College.	Eureka, Ill.	1855	1864	Christian.	H. W. Everest, A. M.	1	0	0
15	Garrett Biblical Institute.	Evansville, Ill.	1855	1856	Meth. Episcopal	Rev. Henry Bannister, D. D.	5	4	4
16	Swedish Theological Seminary	Knoxville, Ill.	1865	1874	Ev. Lutheran	K. Grison	5		
17	Theological department of Lincoln University	Lincoln, Ill.	1865	1874	Cumb. Freeb.	Rev. A. J. McGlumphy, D. D.	3		
18	Warburg Seminary*	Menota, Ill.	1875	1863	Ev. Lutheran	Rev. Prof. Sigm. Fritschel	3		
19	Jubilee College.	Robin's Nest, Ill.	1847	1840	Prot. Episcopal	Rt. Rev. Alex. Burgess	2		
20	Augustana Theological Seminary.	Rock Island, Ill.	1865	1863	Lutheran	Rev. T. N. Hasselquist, D. D.	2		1
21	Concordia College	Springfield, Ill.	1832	1857	Ev. Lutheran	Prof. A. Cramer	3		2
22	Theological department of Shurtleiff College.	Upper Alton, Ill.			Baptist.	Rev. A. A. Kendrick, D. D.	3		0
23	Biblical course in Indiana Asbury University	Greencastle, Ind.	0	1860	Meth. Episcopal	Rev. Alexander Martin, D. D., LL. D.	3	0	0
24	St. Meinrad's Seminary.	St. Meinrad, Ind.	1859	1860	Roman Catholic	Rt. Rev. Martin Marty, O. S. B. (abbot)	3	3	3
25	Theological department, Griswold College.	Davenport, Iowa.			Prot. Episcopal	Rt. Rev. William Stevens Perry, D. D., LL. D. (ex officio).	3	1	1
26	German Presbyterian Theological School of the Northwest.*	Dubuque, Iowa.	1871	1866	Presbyterian.	Rev. Jacob Conzett (senior professor)	3	1	1

STATISTICAL TABLES.

No.	Institution	Year	Religion	Faculty	Students	Faculty	Students
27	Bible department of Oaklaosa College	1857	Christian	Geo. T. Carpenter, A. M.	1	1	1
28	Kansas Theological School	1873	Prot. Episcopal	Rev. Thomas H. Vall, D. D., LL. D.	2	0	4
29	Danville Theological Seminary*	1854	Presbyterian	Rev. Stephen Yerkes, D. D. (senior professor)	4	0	4
30	Western Baptist Theological Institute c.	1840	Baptist	Rev. B. Manly Jr., D. D.	3	0	0
31	College of the Bible	1877	Christian	Robert Graham, A. M.	4	1	3
32	Southern Baptist Theological Seminary	1859	Baptist	Rev. James P. Boyce, D. D., LL. D.	4	1	3
33	Theological Seminary of the Protestant Episcopal Church in the diocese of Kentucky*	1835	Prot. Episcopal	Rev. Louis P. Tschiffely (librarian)	1	1	1
34	School of Theology in Bethel College	1867	Baptist	Leslie Waggener, LL. D.	1	1	1
35	Theological department, New Orleans University	1865	Meth. Episcopal	Rev. J. S. Bean, A. M. (president of university)	5	0	4
36	Theological department, Straight University	1814	Congregational	Rev. W. S. Alexander, A. M.	5	0	1
37	Bangor, Me.	1871	Free Baptist	Rev. Oren B. Cheney, D. D.	8	3	0
38	Bates College Theological School	1867	Meth. Episcopal	Rev. J. Emory Round, A. M.	6	11	11
39	Centenary Biblical Institute	1890	Roman Catholic	Very Rev. A. Macgrain, s. s. s.	9	0	0
40	St. Mary's Seminary of St. Sulple	1867	Roman Catholic	Rev. George Buland	9	4	8
41	Scholasticate of the Congregation of the Most Holy Redeemer (Mt. St. Clement)	1867	Roman Catholic	Rev. James Parron, s. j.	9	4	8
42	Woodstock College	1807	Congregational	Rev. E. C. Smyth (president of faculty)	12	3	5
43	Andover Theological Seminary	1871	Meth. Episcopal	Rev. William F. Warren, s. t. D., LL. D.	7	0	5
44	Boston University School of Theology*	1850	No tests	Rev. James E. Lamer, s. t. D. (dean)	5	1	2
45	Divinity School of Harvard University*	1867	Prot. Episcopal	Rev. Oliver Stearns, D. D. (dean)	4	2	0
46	Episcopal Theological School	1852	Universalist	Rev. Geo. Zabitskie Gray, D. D. (dean)	5	1	2
47	Tufts College Divinity School	1857	Baptist	Rev. Elmer H. Chapen (president of col- lege)	5	1	0
48	Newton Theological Institution	1826	Baptist	Rev. Alvah Harvey, D. D.	0	5	0
49	New Church Theological School	1852	Free Will Bapt	Rev. Samuel F. Drake, D. D.	3	2	dl
50	Theological department of Hillsdale College	1866	Reformed Dutch	Rev. De Wit Clinton Duglin, D. D.	3	2	dl
51	Theological department of Hope College	1860	Prot. Episcopal	Rev. Cornelius E. Caspell, D. D.	4	0	0
52	Seabury Divinity School	1874	Prot. Episcopal	Rev. Henry B. Whipple, D. D.	3	0	0
53	Augsburg Seminary*	1857	Roman Catholic	Rev. Georg Sverrup	4	0	0
54	St. John's Seminary*	1843	Roman Catholic	Rev. Thomas J. Douglas, O. S. B.	2	1	1
55	Bishop Green Associate Mission and Training School	1849	Baptist	Rev. William K. Douglas, s. t. D., LL. D.	2	2	0
56	St. Vincent's College and Theological Seminary*	1863	Roman Catholic	Rev. John W. Hickey, c. m.	3	2	1
57	Jeremiah Vardeman School of Theology in William Jewell College	1868	Baptist	Rev. W. R. Rothwell, D. D.	6	1	2
58	Concordia College (Seminary)	1871	Ev. Lutheran	Rev. C. F. W. Walther, D. D.	1	2	2
59	Divinity School of Nebraska College*	1866	Prot. Episcopal	Rev. H. C. Shaw	1	0	0
60	German Theological School of Newark	1867	Presbyterian	Rev. Charles E. Knox	5	3	5
61	Drew Theological Seminary	1867	Meth. Episcopal	Rev. John F. Hurst, D. D.	4	1	4
62	Theological Seminary of the Reformed (Dutch) Church in America	1785	Reformed Dutch	Rev. David D. Demarest, D. D. (secr- etary of the faculty)	4	1	4
63	Theological Seminary of the Presbyterian Church	1822	Presbyterian	Rev. W. Henry Green, D. D., LL. D. (clerk of faculty)	8	1	1

\*Includes instructors in preparatory Institute.  
 c Also 1 in part.  
 /Suspended in 1877.

a This institution has been closed for some years.  
 b Temporarily suspended.

\*From Report of the Commissioner of Education for 1877.  
 a Partially endowed.

TABLE XI.—Statistics of schools of theology for 1878, &c.—Continued.

Name.	Location.	Date of charter.	Date of organization.	Denomination.	President.	Corps of instruction.		
						Resident professors and instructors.	Non-resident professors and lecturers.	Endowed professorships.
<b>1</b>	<b>2</b>	<b>3</b>	<b>4</b>	<b>5</b>	<b>6</b>	<b>7</b>	<b>8</b>	<b>9</b>
64 Auburn Theological Seminary.....	Auburn, N. Y.....	1820	1821	Presbyterian.....	Prof. E. A. Huntington (librarian).....	5	0	5
65 Brooklyn Lay College and Biblical Institute.....	Brooklyn, N. Y.....	1872	1878	Non-sectarian.....	Rev. Edward P. Ingersoll, D. D.....	9	0	0
66 St. Lawrence University (theological department).....	Canton, N. Y.....	1858	1857	Universalist.....	Rev. E. Fisher, D. D.....	3	1	3
67 De Lancy Divinity School.....	Geneva, N. Y.....	1861	1861	Prot. Episcopal.....	Rev. James Rankine, D. D.....	1	0	1
68 Hamilton Theological Seminary.....	Hamilton, N. Y.....	1819	1820	Baptist.....	Rev. Ebenezer Dodge, D. D., LL. D. (senior professor).....	5	1	.....
69 Hartwick Seminary (theological department).....	Hartwick Seminary, N. Y.....	1816	1815	Lutheran.....	Rev. James Pitcher, A. M. (senior professor).....	2	1	.....
70 Newburgh Theological Seminary.....	Newburgh, N. Y.....	1836	1805	United Presby.....	J. G. D. Findley, (librarian).....	7	5	2
71 General Theological Seminary of the Protestant Episcopal Church.....	New York, N. Y. (Twentieth st. and Ninth ave.).....	1823	1817	Prot. Episcopal.....	Rt. Rev. George F. Seymour, D. D., LL. D.....	7	5	2
72 Union Theological Seminary.....	New York, N. Y. (9 University Place).....	1839	1836	Presbyterian.....	Rev. William Adams, D. D., LL. D.....	7	3	6
73 Rochester Theological Seminary.....	Rochester, N. Y.....	1850	1850	Baptist.....	Rev. Augustus H. Strong, D. D.....	7	.....	5
74 Seminary of Our Lady of Angels.....	Suspension Bridge, N. Y.....	1863	1856	Roman Catholic.....	Very Rev. Patrick V. Kavanaugh, C. M.....	4	0	0
75 St. Joseph's Provincial Seminary.....	Troy, N. Y.....	1864	1864	Roman Catholic.....	Very Rev. Henry Gabriola, S. F. L.....	2	.....	.....
76 Theological department of Biddle University*.....	Charlotte, N. C.....	1877	1867	Presbyterian.....	Rev. Stephen Mattson, D. D.....	3	.....	.....
77 Theological department of Shaw University*.....	Raleigh, N. C.....	1875	1866	Baptist.....	Rev. H. M. Tupper, A. M.....	2	.....	.....
78 Theological department of Trinity College.....	Trinity, N. C.....	1852	1863	Method. Epis. So.....	Rev. B. Craven, D. D., LL. D.....	4	0	0
79 Theological department of German Wallace College.....	Berea, Ohio.....	1864	1864	Roman Catholic.....	Very Rev. Henry Drees, C. F. F. S.....	1	0	0
80 St. Charles Borromeo Theological Seminary.....	Cathagens, Ohio.....	1864	1864	Roman Catholic.....	Very Rev. Henry Drees, C. F. F. S.....	6	0	0
81 Lane Theological Seminary.....	Cincinnati, Ohio.....	1829	1832	Presbyterian.....	Rev. Z. M. Humphrey, D. D. (chairman of faculty).....	8	0	5
82 Mt. St. Mary's Seminary.....	Cincinnati, Ohio.....	0	1840	Roman Catholic.....	Very Rev. J. J. Fabisch, D. D., LL. D.....	5	0	0
83 St. Mary's Theological Seminary.....	Cleveland, Ohio.....	1849	1849	Roman Catholic.....	Rev. N. T. Moses.....	3	.....	.....
84 German Lutheran Seminary.....	Columbus, Ohio.....	1860	1860	Lutheran.....	Wm. F. Lehmann.....	3	.....	.....
85 Union Biblical Seminary.....	Dayton, Ohio.....	1873	1871	United Brethren.....	Rev. Lewis Davis, D. D. (senior professor).....	3	.....	.....
86 Theological Seminary of the Protestant Episcopal Church in the Diocese of Ohio.....	Gambier, Ohio.....	1824	1825	Prot. Episcopal.....	Rev. G. T. Bodell, D. D.....	3	2	4
87 Theological Seminary (Oberlin College).....	Oberlin, Ohio.....	1834	1835	Congregational.....	Rev. James H. Fairbaird, D. D.....	8	4	.....

88	Theological department of Wittenberg College.....	Springfield, Ohio.....	1845	Ev. Lutheran.....	Rev. Samuel Sprecher, D. D., LL. D.....	2	0	0
89	Heldreth Theological Seminary.....	Tiffin, Ohio.....	1836	Reformed.....	Rev. J. H. Good, D. D.....	3	0	2
90	Christliche Bildungs-Anstalt (for Monroeville).....	Wadsworth, Ohio.....	1867	Methodist.....	Rev. Carl J. van der Smissen.....	4	.....	.....
91	Theological Seminary of Wilberforce University*.....	Xenia, Ohio.....	1863	Af. Meth. Epis.....	Rev. Benjamin F. Lee, D. D.....	5	0	0
92	United Presbyterian Theological Seminary of Xenia.....	Xenia, Ohio.....	1877	United Presb.....	Rev. William Bruce, D. D.....	5	.....	0
93	Theological Seminary of the United Presbyterian Church*.....	Allegheny City, Pa.....	1880	United Presb.....	Rev. A. D. Clark, D. D.....	4	.....	.....
94	Western Theological Seminary of the Presbyterian Church*.....	Allegheny City, Pa.....	1835	Presbyterian.....	Rev. Samuel J. Wilson, D. D., LL. D. (resident professor).....	5	2	5
95	Theological course in St. Vincent's College.....	Beatty's P. O., Pa.....	1863	Roman Catholic.....	Rt. Rev. Justus Wininger, O. S. B.....	.....	.....	.....
96	Monaca Theological Seminary.....	Bechtelsheim, Pa.....	1869	Moravian.....	Rt. Rev. Edmund de Schweinitz, S. F. D.....	1	3	.....
97	Theological department of Ursinus College*.....	Frederick, Pa. (Collegeville P. O.).....	1869	Reformed.....	Rev. J. H. A. Bomberger, D. D.....	3	.....	.....
98	Theological Seminary of the General Synod of the Evangelical Lutheran Church.....	Gettysburg, Pa.....	1825	Lutheran.....	Rev. J. A. Brown, D. D.....	3	3	3
99	Theological Seminary of the Reformed Church in the United States.....	Lancaster, Pa.....	1881	Reformed.....	Rev. E. V. Gethart, D. D.....	3	.....	3
100	Theological department of Lincoln University*.....	Lincoln University, Pa.....	1871	Presbyterian.....	Rev. I. N. Rendell, D. D.....	4	1	4
101	Madefield Theological School.....	Madefield, Pa.....	1846	Unitarian.....	Rev. Abel Abbott Ligonore, A. M.....	4	2	0
102	Philadelphia Theological Seminary of St. Charles Borromeo.....	Overbrook, Pa.....	1868	Roman Catholic.....	Very Rev. Charles P. O'Connor, D. D.....	8	.....	.....
103	Divinity School of the Protestant Episcopal Church.....	Philadelphia, Pa.....	1862	Prot. Episcopal.....	Rev. Daniel R. Goodwin, D. D., LL. D. (dean).....	5	2	0
104	St. Vincent's Seminary.....	Philadelphia, Pa. (German-town).....	0	Roman Catholic.....	.....	.....	.....	.....
105	Theological Seminary of the Evangelical Lutheran Church at Philadelphia.....	Philadelphia, Pa. (218 Franklin street).....	1864	Lutheran.....	Rev. Charles F. Schoeffer, D. D. (president of faculty).....	.....	.....	5
106	St. Michael's Seminary.....	Pittsburg, Pa.....	1862	Roman Catholic.....	.....	.....	.....	.....
107	Missionary Institute.....	Saltburg, Pa.....	1858	Ev. Lutheran.....	Rev. Henry G. Weston, D. D.....	5	.....	4
108	Crozer Theological Seminary.....	Upland, Pa.....	1867	Baptist.....	Very Rev. Fudicious A. Nevo, D. D., O. S. A. (principal).....	6	0	0
109	Augustinian Monastery of St. Thomas of Villanova.....	Villanova, Pa.....	1846	Roman Catholic.....	Rev. George Henry, D. D., LL. D. (chairman of faculty).....	.....	.....	.....
110	Theological Seminary of the General Assembly of the Presbyterian Church in the United States.....	Columbia, S. C.....	1862	Presbyterian.....	Rev. Richard Beard, D. D. (senior professor).....	3	3	1
111	Baker Theological Institute.....	Orangeburg, S. C.....	1842	Non-sectarian Cumb. Presb.....	.....	.....	.....	.....
112	Theological School of Cumberland University.....	Lebanon, Tenn.....	1864	.....	Rev. J. Bruden, A. M., D. D.....	2	2	.....
113	Theological course in Fish University.....	Nashville, Tenn.....	1867	Congregational.....	Rev. E. M. Cravath, A. M.....	2	.....	.....
114	Theological department of Central Tennessee College.....	Nashville, Tenn.....	1866	Meth. Episcopal.....	.....	.....	.....	.....
115	Theological department of Vanderbilt University*.....	Nashville, Tenn.....	1873	Meth. Epis. So.....	Rev. Thomas O. Summers, D. D., LL. D. (dean).....	4	0	4
116	Theological department, University of the South.....	Savannah, Tenn.....	1866	Prot. Episcopal.....	Rev. Telhar Hodgson, D. D. (dean).....	5	.....	.....
117	Theological department, Baylor University.....	Independence, Tex.....	1845	Baptist.....	Rev. William Carey Craun, D. D., LL. D.....	3	0	0
118	Union Theological Seminary.....	Hampden Sidney, Va.....	1867	Presbyterian.....	Rev. R. L. Dabney, D. D., LL. D. (chairman of faculty).....	4	0	4
119	Richmond Institute.....	Richmond, Va.....	1876	Baptist.....	Rev. Charles H. Corey, A. M.....	3	0	.....
120	Theological Seminary of the Evangelical Lutheran General Synod, South.....	Salom, Va.....	1852	Lutheran.....	Rev. S. A. Repass, D. D.....	2	.....	1

\* Also 1 in part.

† Closed for the present; the report is for 1877.

‡ Temporarily suspended.

§ From Report of the Commissioner of Education for 1877.

TABLE XI.—Statistics of schools of theology for 1876, &c.—Continued.

Name.	Location.	Date of charter.	Date of organization.	Denomination.	President.	Corps of instruction.			
						Resident professors and instructors.	Non-resident professors and lecturers.	Endowed professorships.	
1	9	3	4	5	6	7	8	9	
121 Protestant Episcopal Theological Seminary.....	Theological Seminary, Va.	1854	1823	Prot. Episcopal.	Rev. Joseph Packard, D. D. (dean).....	6	1	4	
122 Naahotah House*.....	Naahotah, Wis.	1847	1841	Prot. Episcopal.	Rev. A. D. Cole, D. D. ....	6	1	1	
123 Seminary of St. Francis of Sales.....	St. Francis, Wis.	1877	1856	Roman Catholic	Rev. C. Wapshott.....	13	.....	.....	
124 Theological department of Howard University.....	Washington, D. C.	1867	1871	Non-sectarian.....	Lorenzo Westcott (dean).....	4	.....	.....	
125 Wayland Seminary*.....	Washington, D. C.	.....	1865	Baptist.....	Rev. G. M. P. King, A. M. ....	4	.....	.....	

\* From Report of the Commissioner of Education for 1877.

TABLE XL.—Statistics of schools of theology for 1878, &c.—Continued.

Name.	Students.			Number of years in full course	Number of weeks in scholastic year.	Library.				Property, income, &c.			Date of next commencement.
	Present number.	Resident graduates.	Present students who have received a degree in letters or science.			Graduates at the commencement of 1878.	Number of volumes.	Number of pamphlets.	Increase in the last school year in books.	Value of grounds and buildings.	Amount of productive funds.	Income from productive funds.	
1	10	11	12	13	14	15	16	17	18	19	20	21	22
Theological department of Talladega College*	18	0	2	3	4	30	300	.....	.....	\$5,000	.....	.....	June 12.
Pacific Theological Seminary	0	0	0	0	0	32	2,000	100	.....	75,000	\$5,500	\$780	May 15.
San Francisco Theological Seminary	9	0	0	4	3	32	5,000	.....	.....	27,500	.....	.....	April 24.
Theological Institute of Connecticut	28	0	30	.....	.....	33	7,500	.....	.....	.....	.....	.....	.....
Berkley Divinity School	25	0	25	.....	.....	33	16,000	.....	.....	.....	.....	.....	.....
Yale Divinity School	111	0	0	3	5	29	2,000	40	55	5,000	\$284,127	0	May 15.
Augusta Institute	12	.....	.....	.....	.....	25	.....	.....	.....	.....	.....	.....	June 22.
Theological department of Mercer University	50	1	7	.....	.....	.....	(b)	.....	.....	(b)	(b)	(b)	July 2.
Theological department of Illinois Wesleyan University	50	0	0	.....	.....	40	.....	.....	.....	75,000	80,000	8,000	June 19.
Theological department of Blackburn University*	50	1	7	.....	.....	34	12,000	5,000	20	.....	.....	.....	May 8.
Baptist Union Theological Seminary	40	0	23	4	3	34	5,500	.....	.....	.....	.....	.....	April 22.
Chicago Theological Seminary	40	3	22	12	3	30	8,770	.....	901	820,000	185,194	11,386	April.
Presbyterian Theological Seminary of the Northwest	21	0	0	.....	.....	40	.....	.....	.....	.....	.....	.....	June 6.
Bible department of Euroka College.	20	1	27	24	3	35	5,000	200	50	100,000	125,000	10,000	May.
Garrett Biblical Institute.	20	.....	.....	.....	.....	.....	.....	.....	.....	.....	.....	.....	April.
Swedish Theological Seminary	20	.....	.....	.....	.....	.....	.....	.....	.....	.....	.....	.....	.....
Theological department of Lincoln University	22	.....	.....	.....	.....	.....	.....	.....	.....	.....	.....	.....	.....
Warburg Seminary*	22	.....	.....	.....	.....	.....	.....	.....	.....	.....	.....	.....	.....
Jubilee College	22	.....	.....	.....	.....	.....	.....	.....	.....	.....	.....	.....	.....
Augustana Theological Seminary	22	.....	.....	.....	.....	.....	.....	.....	.....	.....	.....	.....	.....
Concordia College	8	.....	.....	.....	.....	.....	.....	.....	.....	.....	.....	.....	.....
Theological department of Shurtleff College	8	.....	.....	.....	.....	.....	.....	.....	.....	.....	.....	.....	.....
Biblical course in Indiana Asbury University	26	0	3	9	3	36	1,000	.....	.....	.....	.....	.....	.....
St. Meinrad's Seminary	26	0	18	.....	.....	.....	.....	.....	.....	.....	.....	.....	.....
Theological department of Griswold College	4	4	1	1	3	40	5,000	1,000	700	100,000	85,900	4,900	June.
	4	4	1	1	3	40	5,000	1,000	700	100,000	85,900	4,900	June 26.

\* From Report of the Commissioner of Education for 1877.  
 b Reported with classical department (Table IX).  
 c Also \$224,718 in real estate, &c. unproductive.  
 d This institution has been closed for some years.

TABLE XI.—Statistics of schools of theology for 1878, &c.—Continued.

Name.	Students.			Number of years in full course	Number of weeks in scholastic year.	Library.			Property, income, &c.			Date of next commencement.	
	Present number.	Resident graduates.	Present students who have received a degree in letters or science.			Graduates at the commencement of 1878.	Number of volumes.	Number of pamphlets.	Increase in the last school year in books.	Value of grounds and buildings.	Amount of productive funds.		Income from productive funds.
<b>I</b>	<b>10</b>	<b>11</b>	<b>12</b>	<b>13</b>	<b>14</b>	<b>15</b>	<b>16</b>	<b>17</b>	<b>18</b>	<b>19</b>	<b>20</b>	<b>21</b>	<b>22</b>
German Presbyterian Theological School of the Northwest*	.....	.....	.....	.....	.....	.....	.....	.....	.....	.....	.....	.....	.....
Bible department of Oskaloosa College.....	10	2	.....	.....	40	800	.....	.....	50	\$30,000	\$20,000	.....	June 1.
Kansas Theological School.....	2	.....	10	2	39	1,500	300	.....	.....	20,000	20,000	\$1,500	June 10.
Danville Theological Seminary*.....	15	0	12	4	42	3,500	.....	.....	100	23,000	0	0	.....
Western Baptist Theological Institute a.....	45	0	0	13	33	10,000	.....	.....	200	18,500	168,000	9,500	April 18.
College of the Bible.....	96	0	25	8	43	1,500	2,000	.....	100	15,000	.....	.....	June 10.
Southern Baptist Theological Seminary.....	.....	.....	.....	.....	38	6,000	.....	.....	25	15,000	.....	.....	May 5.
Theological Seminary of the Protestant Episcopal Church in the Diocese of Kentucky*.....	15	.....	.....	.....	.....	1,600	.....	.....	.....	.....	16,884	1,400	.....
School of Theology in Bethel College.....	11	.....	.....	.....	40	800	.....	.....	.....	.....	.....	.....	June 12.
Theological department, New Orleans University.....	36	.....	.....	.....	3	.....	.....	.....	.....	.....	.....	.....	May 29.
Theological department, Straight University.....	11	.....	.....	.....	3	.....	.....	.....	.....	.....	.....	.....	June 4.
Banger Theological Seminary.....	17	0	18	16	36	18,000	.....	.....	250	50,000	150,000	6,000	June 3.
Bates College Theological School.....	20	0	8	3	39	5,400	800	.....	80	40,000	(b)	(b)	June 8.
Centenary Biblical Institute.....	39	0	0	0	42	.....	.....	.....	.....	12,000	600	80	June 24.
St. Mary's Seminary of St. Sulpice.....	100	.....	.....	.....	25	25,000	.....	.....	.....	.....	.....	.....	May 20.
Scholarship of the Congregation of the Most Holy Redeemer (St. Clement). Woodstock College.....	23	.....	.....	.....	48	8,623	.....	.....	85	50,000	.....	.....	September 12. July 2.
Anderson Theological Seminary.....	90	.....	.....	.....	42	19,000	2,000	.....	900	60,000	0	0	June 30.
Divinity School of Harvard University*.....	75	3	60	21	3	37,000	12,000	.....	800	223,000	550,000	33,000	June 24.
Episcopal Theological School.....	105	0	58	21	37	4,000	1,000	.....	0	.....	.....	.....	June 5.
Tulsa College Divinity School.....	32	0	12	6	39	17,000	2,000	.....	200	217,000	164,000	19,390	June 28.
Newton Theological Institution.....	25	0	4	7	33	2,500	1,000	.....	250	124,000	8,500	0	June 19.
New Church Theological School.....	68	0	47	16	35	14,000	.....	.....	363	186,583	(b)	(b)	June 11.
Theological department of Hilldale College.....	3	0	2	3	33	5,000	.....	.....	.....	.....	.....	.....	June 31.
Theological department of Hope College.....	21	3	8	4	39	1,500	800	.....	200	(b)	(b)	(b)	.....





TABLE XI.—Statistics of schools of theology for 1878, &c.—Continued.

Name.	Students.			Number of years in full course	Number of weeks in scholastic year.	Library.			Property, income, &c.			Date of next commencement.	
	Present number.	Resident graduates.	Present students who have received a degree in letters or science.			Graduates at the commencement of 1878.	Number of volumes.	Number of pamphlets.	Increase in the last school year in books.	Value of grounds and buildings.	Amount of productive funds.		Income from productive funds.
	10	11	12	13	14	15	16	17	18	19	20	21	22
196 Moravian Theological Seminary.....	23			0	6	40	(5,400)		350	\$7,673	\$38,812	\$2,296	June.
97 Theological department of Ursinus College*.....	12	9	4	21	40	3,000	400		400	80,000	4,000		June 27.
98 Theological Seminary of the General Synod of the Evangelical Lutheran Church.	0			12	3	38	10,262	600	94	50,000			June 26.
99 Theological Seminary of the Reformed Church in the United States*.	25	10	20	13	3	37	10,200		30	20,000	60,000	3,600	May 9.
100 Theological department of Lincoln University*.....	20	12	4	3	32	33							
101 Meadville Theological School.....	29	0	2	6	3	35	13,000	2,500	44	37,702	149,802	7,257	June 12.
102 Philadelphia Theological Seminary of St. Charles Borromeo.				21	4	39	15,000	2,000	500	6400,000			June 31.
103 Divinity School of the Protestant Episcopal Church*.	23	11	4	3	33	33	8,000	230	1,500	150,000	248,000	17,000	June 20.
104 St. Vincent's Seminary.....													
105 Theological Seminary of the Evangelical Lutheran Church at Philadelphia.	42			13	3	40	3,525	1,020		40,000	125,000	7,500	June 4.
106 St. Michael's Seminary.....													
107 Missionary Institute.....													
108 Crozer Theological Seminary.....	49			11	3	33							June 11.
109 Augustinian Monastery of St. Thomas of Villanova.	21	8	7	6	40	4,000			163	(c)	(c)	(c)	June 25.
110 Theological Seminary of the General Assembly of the Presbyterian Church in the United States.	29	25	10	9	23	18,923			30,000				May 8.
Baker Theological Institute.													
111 Theological school of Cumberland University.....	12	1	5	1	2	40	5,000			15,000	22,000	1,200	June 5.
112 Theological school in Fisk University.....	12				3	40							May 23.
113 Theological department of Central Tennessee College.	33			3	35		(c)	(c)	(c)	(c)	(c)	(c)	May 16.
114 Theological department of Vanderbilt University*.	52	0	0	1	40	30				25,000	6640,000	646,000	May 31.
115 Theological department, University of the South.	13	2		0	3	30	(c)	(c)	12		5,200	148	August 7.
116 Theological department, Baylor University.....	13	0		2	40	3	106	60					June 11.
117 Union Theological Seminary.....	54	0	40	10	3	38	11,000		127	35,000	222,000	13,500	April 14.

	86	8	7	6	36	2,800	100	50,000	2,708	May, last week June 8.
119 Richmond Institute.....	9	8	7	6	36	2,800	100	50,000	2,708	.....
120 Theological Seminary of the Evangelical Lutheran Gen- eral Synod South.....	9	8	7	3	40	500	.....	.....	.....	.....
121 Protestant Episcopal Theological Seminary.....	43	13	3	3	40	10,000	.....	.....	.....	June 26.
122 Nazareth House.....	30	.....	3	3	40	6,500	.....	.....	.....	May 20.
123 Seminary of St. Francis of Sales.....	250	33	10	3	40	.....	2,000	150,000	25,000	2,000
124 Theological department of Howard University.....	41	5	3	3	33	1,000	50	(c)	(c)	(c)
125 Wayland Seminary.....	88	13	3	3	36	1,800	.....	40,000	.....	April 30. May 23.

\* From Report of the Commissioner of Education for 1877.

<sup>a</sup> Number ordained during the year.

<sup>b</sup> Value of buildings; also 138 acres of land.

<sup>c</sup> Reported with classical department (Table IX).

<sup>d</sup> Probably includes the amount of productive funds and the income thereof reported with classical department in Table IX.

TABLE XI.—*Memoranda.*

Name.	Location.	Remarks.
Thomson Biblical Institute (New Orleans University).....	New Orleans, La.....	See Theological department, New Orleans University; identical.
Theological department of Mt. St. Mary's College.....	Emmittsburg, Md.....	No information received.
Theological School of Westminster College.....	Fulton, Mo.....	No information received.
The Tabernacle Lay College.....	Brooklyn, N. Y.....	Superseded by Brooklyn Lay College and Biblical Institute.
Martin Luther College (theological department).....	Buffalo, N. Y.....	No information received.
St. John's Theological Seminary.....	Norfolk, Va.....	No information received.

TABLE XII.—Statistics of schools of law for 1878; from replies to inquiries by the United States Bureau of Education.

1	2	3	4	5	6		7			8		
					Resident professors and instructors	Non-resident professors and lecturers	Present number.	Present students who have received a degree in letters or science.	Graduates at the commencement of 1878.	Resident professors and instructors	Non-resident professors and lecturers	Present number.
1	College of Law, Southern University.....	Greensboro', Ala.....	1873		3		13	4	15			
2	Law School of the University of Alabama.....	Tuscaloosa, Ala.....	1873		2		6	159	38			
3	Hastings College of the Law (University of California).....	San Francisco, Cal.....	1878		2		6	1	1			
4	Yale Law School.....	New Haven, Conn.....	1824		3		6	5	68		27	
5	Law department, University of Georgia.....	Athens, Ga.....	1785		3		6	1	6		5	
6	Law department of Mercer University.....	Macon, Ga.....	1874		3		4	4	4		4	
7	Bloomington Law Institute (Illinois Wesleyan University).....	Bloomington, Ill.....	1860	1874	5		1	39	7		17	
8	Union College of Law of Chicago and Northwestern Universities.....	Chicago, Ill.....	1859		5		0	126	25		84	
9	Law department, McKendree College.....	Lebanon, Ill.....	1884		1		3	13	3		4	
10	Department of Law, Indiana University a.....	Bloomington, Ind.....	1842									
11	Law department, University of Notre Dame.....	Notre Dame, Ind.....										
12	Iowa College of Law (Simpson Centenary College).....	Des Moines, Iowa.....	1875		4		0	20	5		19	
13	Law department, Iowa State University.....	Iowa City, Iowa.....	1865		3		6	125	23		84	
14	Course of Law in Iowa Wesleyan University.....	Mount Pleasant, Iowa.....	1865									
15	College of Law, Kentucky University.....	Lexington, Ky.....	1868		5		0	7	0		0	
16	Law department, University of Louisville.....	Louisville, Ky.....	1846		4		0	43	22		26	
17	College of Law, Central University.....	Richmond, Ky.....	1873	1874								
18	Law department, Straight University.....	New Orleans, La.....	1870		4		0	28	0		5	

President or dean.

Location.

Date of organization.

Date of charter.

Corps of instruction.

Students.

19	Law department, University of Louisiana.....	1847	Carlton Hunt, dean	4	0	14	14
20	School of Law, University of Maryland.....	1812	George W. Dobbin, LL. D., dean	4	.....	62	62
21	Boston University School of Law.....	1880	Edmund H. Bennett, LL. D., dean	16	1	151	152
22	Law School of Harvard University.....	1817	Charles W. Eliot, LL. D., president; C. C. Langford, LL. D., dean	6	.....	100	100
23	Law department, University of Michigan.....	1859	Thomas M. Cooley, LL. D., dean	5	.....	408	148
24	Law department, Shaw University.....	.....	Rev. W. W. Hooper, A. M., president of university	.....	.....	6	.....
25	Law department, State University of Missouri.....	1889	Phyllis, LL. D., dean	3	2	84	28
26	St. Joseph Law School.....	1883	H. K. Whitte, dean	7	0	77	112
27	St. Louis Law School (Washington University).....	1883	Henry Hitchcock, LL. B., dean	.....	.....	.....	.....
28	Albany Law School (Union University)*.....	1881	Isaac Edwards, LL. D.	5	3	96	47
29	Law School of Hamilton College.....	1858	Rev. Samuel G. Brown, D. D., LL. D.	2	.....	56	74
30	Columbia College Law School.....	1874	Theodore W. Wright, LL. B., dean	4	1	423	265
31	Department of Law, University of the City of New York.....	1880	Hon. Henry E. Davies, LL. D.	5	0	77	57
32	Law department, Rutherford College.....	1871	Rev. B. I. Abernethy, A. M.	.....	.....	.....	.....
33	Law department, Trinity College.....	1862	Rev. B. Craven, D. D., LL. D.	2	.....	29	.....
34	Law School of the Cincinnati College.....	1819	Rufus King, LL. D., dean	5	0	118	56
35	Law department, Wilberforce University.....	1868	Will. B. F. Kirk, D. D., president of university	.....	.....	.....	.....
36	Law department, Lafayette College.....	1765	William S. Kirkpatrick, A. M., dean	5	0	127	28
37	Law department, University of Pennsylvania.....	.....	R. Coppes M'Alister, LL. D., dean	.....	.....	.....	.....
38	Law course in Lehigh University.....	.....	Rev. John M. Leavitt, D. D., president of university	.....	.....	24	.....
39	Law School, University of South Carolina.....	1801	Wesley G. ... A. M., LL. B., chancellor	.....	.....	43	28
40	Law School, Cumberland University.....	1843	Thomas H. Malone, M. A., dean	3	.....	88	9
41	Law department, Vanderbilt University.....	1874	R. W. P. ... A. M.	2	.....	9	2
42	Department of Law (Trinity University).....	1874	General G. W. Cuettis Lee, president of university	5	2	26	12
43	School of Law and Equity, Washington and Lee University.....	1782	.....	.....	.....	.....	.....
44	Law School, Richmond College.....	1840	B. Puryear, chairman of faculty	1	2	18	6
45	Law School, University of Virginia.....	1819	James E. Harrison, LL. D., chairman of faculty	2	0	126	15
46	Law department, University of Wisconsin.....	.....	.....	.....	.....	.....	.....
47	Columbian University Law School.....	1861	J. H. Carpenter, LL. B., dean	9	2	60	13
48	Law department, Howard University.....	1867	James C. Welby, LL. D.	0	0	165	18
49	Law department of Georgetown University.....	1870	Richard T. Greener, A. B., LL. B., dean	3	0	10	2
50	National University, law department.....	1813	Charles W. Holtman, LL. D., dean	0	0	29	9
.....	.....	1870	Hon. Arthur MacArthur	4	.....	6	.....

\* From Report of the Commissioner of Education for 1877.      † Date of charter of Columbia College.      ‡ Suspended.



31	Department of Law, University of the City of New York*	2	36	100	1,775		(b)	(b)	(b)	May.
32	Law department, Rutherford College	2	40				(b)			June.
33	Law department, Trinity College	2	30	60, 80	1,408	0	800			May 14.
34	Law School of the Cincinnati College	2	30							5, 800
35	Law department, Wilberforce University									
36	Law department, Lafayette College	2	35	80	300	0	(b)	(b)	(b)	June 12.
37	Law department, University of Pennsylvania									
38	Law course in Lehigh University									
39	Law School, University of South Carolina	1	20	120	800		16, 000			June 5.
40	Law School, Cumberland University	2	38	100						May 31.
41	Law department, Vanderbilt University									
42	Department of Law (Trinity, Washington and Lee University)	2	37	85	800					June 25.
43	School of Law and Equity, Washington and Lee University	2	36	80			(b)	(b)	(b)	June.
44	Law School, Richmond College	2	40	150	3, 000		(b)	(b)	(b)	July 3.
45	Law School, University of Virginia	2	38	418	1, 097	0	166	(b)	(b)	June 22.
46	Law department, University of Wisconsin	2	38	75			20, 000	(b)	(b)	June 10.
47	Columbian University Law School	2	35	59	300			(b)	(b)	June 18.
48	Law department, Howard University	2	34	80	(b)			(b)	(b)	May 28.
49	Law department of Georgetown University	2								June 2.
50	National University, law department	2								1, 122

\* From Report of the Commissioner of Education for 1877.  
 a Fees for the scholastic year.  
 b Reported with classical department (see Table IX).  
 c With graduate course, 4 years.

d Suspended.  
 e State property.  
 f For non-residents.  
 g Includes fees for diplomas.

A For full course.  
 † For non-residents; \$50 matriculation fee for each student.  
 ‡ Includes matriculation fees.

TABLE XIII.—Statistics of schools of medicine, of dentistry, and of pharmacy for 1878; from replies to inquiries by the United States Bureau of Education.

Name.	Location.	Date of charter.	Date of organization.	President or dean.	Corps of instruction.		Students.			
					Resident professors and instructors.	Non-resident professors and lecturers.	Present number.	Present students who have received a degree in letters or science.	Graduates at the commencement of 1878.	
<b>1</b>		<b>3</b>	<b>4</b>	<b>5</b>	<b>6</b>	<b>7</b>	<b>8</b>	<b>9</b>	<b>10</b>	
<b>I. MEDICAL AND SURGICAL.</b>										
<b>1. Regular.</b>										
1	College of Medicine, Southern University	Greensboro', Ala.	1860	Rev. Luther M. Smith, D. D., chancellor.	6	0	30	18	18	
2	Medical College of Alabama	Mobile, Ala.	1859	William Henry Anderson, M. D., dean.	8	0	56	26	26	
3	Medical College of the Pacific (University College).	San Francisco, Cal.	1858	Henry Gibbons, jr., M. D., dean.	10	0	56	26	26	
4	Medical department, University of California.	San Francisco, Cal.	1868	R. Beverly Cole, M. D., Ph. D., M. R. C. S., dean.	8	3	45	11	15	
5	Medical Institution of Yale College.	New Haven, Conn.	1810	Charles A. Lindaley, M. D., dean.	9	3	60	0	23	
6	Atlanta Medical College.	Atlanta, Ga.	1854	Jno. Thad. Johnson, M. D., dean.	8	1	90	0	21	
7	Medical College of Georgia (University of Georgia).	Augusta, Ga.	1823	De Saussure Ford, M. D., dean.	16	0	46	0	21	
8	Savannah Medical College	Savannah, Ga.	1838	W. Duncan, M. D., dean.	9	0	156	80	43	
9	Chicago Medical College (Northwestern University).	Chicago, Ill.	1859	Nathan S. Davis, A. M., M. D., LL. D.	28	0	156	80	43	
10	Rush Medical College	Chicago, Ill.	1837	J. Adams Allen, M. D., LL. D.	10	0	893	128	128	
11	Woman's Hospital Medical College	Chicago, Ill.	1871	William H. Byford, A. M., M. D.	16	0	32	7	7	
12	Medical College of Evansville	Evansville, Ind.	1846	George B. Walker, M. D., dean.	10	0	36	14	21	
13	Fort Wayne Medical College	Fort Wayne, Ind.	1873	Benj. S. Woodworth, M. D., dean.	9	0	32	10	10	
14	Medical College of Indiana	Indianapolis, Ind.	1873	George W. Mears, M. D., dean.	12	1	32	0	15	
15	Medical department of the State University of Iowa.	Lowa City, Iowa	1839	J. L. Pickard, LL. D.	10	0	98	7	15	
16	College of Physicians and Surgeons	Keokuk, Iowa	1849	J. C. Hughes, M. D., dean.	9	1	201	100	81	



17	1875	1873	1875	1873	10	75	12	19
Hospital College of Medicine (Central University), Louisville, Ky	1875	1873	William H. Bolling, M. D., dean	1875	10	75	12	19
Kentucky School of Medicine	1851	1850	A. B. Cook, A. M., M. D.	1851	13	84	24	24
Louisville Medical College*	1868	1866	F. S. Galliard, A. M., M. D., LL. D., dean	1868	8	150	70	70
Medical department of the University of Louisville	1867	1867	J. M. Bodine, M. D., dean	1867	12	200	71	71
Medical department of the University of Louisiana	1835	1835	Tobias G. Richardson, M. D., dean	1835	9	147	.....	.....
Medical School of Maine (Bowdoin College)*	1820	1820	J. Oahus L. Chamberlain, LL. D.	1820	2	93	0	24
Portland School for Medical Instruction	1853	1853	F. H. Gerrish, M. D.	1853	17	17	.....	.....
College of Physicians and Surgeons	1872	1872	Thomas Ople, M. D., dean	1872	12	215	79	79
School of Medicine (University of Maryland)	1867	1867	McLane Tiffany, M. D., dean	1867	17	184	.....	.....
Harvard Medical School (Harvard University)	1867	1867	Calvin Ellis, M. D., dean	1867	(37)	238	101	47
Department of Medicine and Surgery (University of Michigan)	1850	1850	A. B. Palmer, M. A., M. D., dean	1850	10	329	28	66
Detroit Medical College	1868	1868	Theo. A. McGraw, M. D.	1868	-18	90	.....	.....
Medical College (University of the State of Missouri)*	1839	1839	Joseph G. Norwood, M. D., dean	1839	8	22	.....	20
Kansas City College of Physicians and Surgeons	1863	1863	S. S. Todd, M. D., dean	1863	8	31	1	9
St. Joseph Hospital Medical College*	1877	1877	Charles F. Knight, M. D.	1877	10	17	5	5
Missouri Medical College	1840	1840	P. Gerrals Robinson, M. D., dean	1840	16	247	.....	102
St. Louis Medical College	1843	1843	John T. Hodgen, M. D., dean	1843	(21)	2168	.....	23
New Hampshire Medical Institution (Dartmouth College)	1709	1706	C. P. Frost, M. D., dean	1709	1	10	.....	.....
Albany Medical College (Union University)	1839	1839	Thomas Hunt, M. D., dean	1839	13	133	.....	43
Medical department, University of Buffalo	1846	1846	James P. White, M. D.	1846	5	4	.....	42
Belleuve Hospital Medical College	1861	1861	Isaac E. Taylor, M. D.	1861	25	419	.....	130
College of Physicians and Surgeons (Columbia College)	1867	1867	Alonso Clark, M. B., LL. D.	1867	44	0	.....	109
Medical department, University of the City of New York	.....	1841	Chas. Inaice Purdee, M. D., dean	1841	23	556	118	133
Woman's Medical College of the New York Infirmary	1864	1866	Samuel Willcois	1864	.....	46	1	7
College of Medicine of Syracuse University	1872	1872	Fredrick Hyde, M. D., dean	1872	14	40	3	33
Cincinnati College of Medicine and Surgery	1851	1851	D. D. Brumby, M. D., dean	1851	(10)	80	.....	32
Cincinnati College of Ohio*	1819	1819	Roberts Bartholow, M. D., dean	1819	15	303	.....	30
Miami Medical College	1852	1852	John A. Murphy, M. D., dean	1852	15	1	.....	50
Medical College (Western Reserve College)	1843	1843	John Bennett, M. D., dean	1843	12	73	1	26
Medical department, University of Wooster	1864	1864	Gustav C. E. Weber, M. D., LL. D., dean	1864	10	105	3	38
Columbus Medical College	1875	1875	D. N. Kinsman, M. D., dean	1875	6	7	.....	50
Starling Medical College	1847	1847	Francis Carter, M. D., dean	1847	4	143	.....	26
Department (Willamette University)	1853	1853	L. L. Rowland, M. D., dean	1853	12	48	8	7
Jefferson Medical College*	1826	1826	John R. Bidde, M. D., dean	1826	44	598	.....	196
Medical department, University of Pennsylvania	1749	1749	Charles J. Shilla, LL. D., provost	1749	43	347	.....	130
Woman's Medical College of Pennsylvania	1850	1850	Rachel L. Bodley, A. M., dean	1850	6	681	.....	17
Medical College of the State of South Carolina	1852	1853	J. P. Chazard, M. B., dean	1852	8	71	.....	23

\* Also 43 attended summer course.  
 † There were 49 matriculates in the spring term.

\* From Report of the Commissioner of Education for 1877.  
 † Lectures in this college resumed November, 1878, after a suspension of two years.

TABLE XIII.—Statistics of schools of medicine, of dentistry, and of pharmacy for 1878, &c.—Continued.

Name.	Location.	Date of charter.	Date of organization.	President or dean.	Corps of instruction.		Students.			
					Resident professors and instructors.	Non-resident professors and lecturers.	Present number.	Present students who have received a degree in letters or science.	Graduates at the commencement of 1878.	
1	2	3	4	5	6	7	8	9	10	11
64	Medical department of the University of Nashville, Tenn.	1850	1850	W. T. Briggs, M. D., dean	18	0	110	45	19	
65	Medical department of Vanderbilt University, Nashville, Tenn.	1878	1874	Thomas Maness, M. D., dean	18	0	223	93		
66	McHenry Medical Department of Central Tennessee College, Nashville, Tenn.	1868	1876	G. W. Hubbard, M. D., dean	4	4	23	7		
67	Nashville Medical College, Nashville, Tenn.	1876	1877	Duncan Eves, M. D., dean	10	2	125	53		
68	Texas Medical College and Hospital, Galveston, Tex.	1871	1873	M. H. Buckham, M. D., president of university.	2	11	106	6	53	
69	Medical department, University of Vermont, Burlington, Vt.	1834	1834							
70	Medical College of Virginia, Richmond, Va.	1851	1851	James H. McCaw, M. D., dean.	14		46	13		
71	Medical department, University of Virginia, University of Virginia, Va.	1819	1835	James F. Harrison, M. D., chairman of faculty.	5		50	17		
72	Medical department, Georgetown University, Washington, D. C. (Tenth and E streets).	1815	1815	F. A. Ashford, M. D., dean.	12	0	41	6		
73	Medical department, Howard University, Washington, D. C.	1868	1867	Gideon S. Palmer, M. D., dean.	7	0	60	6	11	
74	National Medical College (Columbian University), Washington, D. C.	1821	1822	A. F. A. King, M. D., dean.	14	0	57	6		
75	College of American Medicine and Surgery, Macon, Ga.	1829	1829							
76	Bennett Medical College, Chicago, Ill. (511 and 513 State street).	1869	1869	Milton Jay, M. D., dean.	11	3	50	2	28	
77	American Medical College, St. Louis, Mo.	1873	1873	G. C. Pitzer, M. D., dean.	7	2	135	16	55	
78	Eclectic Medical College of the City of New York, place and East Fifteenth st.)	1868	1866	Robert S. Newton, M. D.	2	3	135	16	25	
79	United States Medical College, New York, N. Y. (114 and 116 East Thirteenth street).	1878	1878	Robert A. Gunn, M. D., dean.	8	2	56	5	.....	

2. Eclectics.



TABLE XIII.—Statistics of schools of medicine, of dentistry, and of pharmacy for 1878, &c.—Continued.

Name.	Location.	Date of charter.	Date of organization.	President or dean.	Corps of instruction.		Students.		
					Resident professors and instructors.	Non-resident professors and lecturers.	Present number.	Present students who have received a degree in letters or science.	Graduates at the commencement of 1878.
1	2	3	4	5	6	7	8	9	10
100 School of Pharmacy of the University of Michigan.	Ann Arbor, Mich.	.....	1868	Albert B. Prescott, M. D., dean.	9	0	71	.....	23
101 St. Louis College of Pharmacy.	St. Louis, Mo.	1866	1866	J. M. Good, M. D., dean.	4	.....	75	.....	16
102 College of Pharmacy of the City of New York.	New York, N. Y. (209 and 211 East Twenty-third street).	1881	1829	Ewen McIntyre, Ph. G.	5	0	251	0	65
103 Cincinnati College of Pharmacy.	Cincinnati, Ohio (southwest corner Fifth and John streets).	1850	1871	J. D. Wells.	3	0	100	.....	.....
104 Philadelphia College of Pharmacy.	Philadelphia, Pa.	1822	1821	Dillwyn Perrish.	0	3	363	.....	118
105 Tennessee College of Pharmacy.	Nashville, Tenn.	1873	1873	General E. Kirby Smith.	6	.....	12	2	2
106 National College of Pharmacy.	Washington, D. C.	1872	1873	John A. Milburn.	3	0	23	.....	5

\*From Report of the Commissioner of Education for 1877.

TABLE XIII.—Statistics of schools of medicine, of dentistry, and of pharmacy for 1876, &c.—Continued.

Name.	Number of years in full course of study.		Number of weeks in scholastic year.		Library.			Amount of—			Property, income, &c.				Date of next commencement.
	11	12	13	14	15	16	17	18	19	20	21	22	23		
<b>I. MEDICAL AND SURGICAL.</b>															
<b>1. Regular.</b>															
1	3	39	500			\$5	\$25	\$100	\$125,000			\$2,220		July 2.	
2	2	20				5	25	60				\$7,427		April 1.	
3	3	20				5	40	130						June 2.	
4		40				5	40	130	75,000			5,000		November.	
5	3					5	25	105						July 2.	
6	3	20	800			5	30	60-60	25,000					April 1.	
7	3	16	4,000	1,000		5	30	50	30,000	\$0		2,187		June 2.	
8	(4)					5	30	50						November.	
9	3					5	30	75	40,000	0				March 1.	
10	3	36				5	30	75		0	\$0	8,000		March.	
11	3	21				5	20	50	70,000	14,000	\$2,300	\$23,000		February 26.	
12	3	20				5	25	50	14,000	0	0	0		February 23.	
13	3	21				5	20	30	6,000	0	0	2,000		March 1.	
14	2	20	2,000			10	25	30	7,500	0	0	0		February.	
15	3	23				5	25	25	2,000		(g)	5,000		February 28.	

\* From Report of the Commissioner of Education for 1877.

a Fees for the course.

b Winter term; spring term, \$60.

c Lectures in this college resumed after a suspension of two years.

d Two full courses of lectures.

e Lectures in this college resumed after a suspension of two years.

f Value of apparatus.

g Reported with classical department (Table IX).

e Also a summer course of twelve weeks.

f Value of apparatus.

g Reported with classical department (Table IX).



34	New Hampshire Medical Institution (Dartmouth College).	3	40	1,200	300	.....	5	25	117	25,000	1,200	72	.....	June.
35	Albany Medical College (Union University).	3	20	5,000	.....	20	5	25	100	50,000	7,000	490	.....	March 3.
36	Medical department, University of Buffalo.	3	20	.....	.....	.....	5	25	100	30,000	5,000	250	.....	February.
37	Bellevue Hospital Medical College.	3	.....	.....	.....	.....	5	30	140	.....	.....	.....	.....	February 28.
38	College of Physicians and Surgeons (Columbia College).	3	20	.....	.....	.....	5	30	140	.....	.....	.....	.....	February.
39	Medical department, University of the City of New York.	3	32	.....	.....	.....	5	30	140	184,000	.....	.....	.....	May 22.
40	Woman's Medical College of the New York Infirmary.	3	32	50	.....	5	5	30	115	17,500	.....	2,000	.....	June 18.
41	College of Medicine of Syracuse University	3	36	1,000	1,000	.....	5	25	100	25,000	4,000	650	.....	February 27.
42	Cincinnati College of Medicine and Surgery	3	20	(5)	.....	.....	5	25	75	.....	0	0	.....	March.
43	Medical College of Ohio*	3	20	.....	.....	.....	5	25	40	20,000	.....	.....	.....	March.
44	Miami Medical College.	3	20	.....	.....	.....	5	25	40	20,000	.....	.....	.....	March.
45	Cleveland Medical College (Western Reserve College).	3	24	3,000	500	150	5	30	50	80,000	.....	.....	.....	March.
46	Medical department, University of Wooster.	3	36	.....	.....	.....	5	30	40	20,000	.....	.....	.....	.....
47	Columbus Medical College.	3	20	.....	.....	.....	35	25	25	6,000	.....	.....	.....	March 1.
48	Shurtleff Medical College.	3	20	1,300	200	100	5	25	45	15,000	.....	.....	.....	February 25.
49	Medical department (Williamette University).	3	.....	.....	.....	.....	5	30	120	.....	.....	.....	.....	June 11.
50	Jefferson Medical College*	3	32	.....	.....	.....	5	30	140	250,000	.....	.....	.....	March 12.
51	Medical department, University of Pennsylvania.	3	22	8,000	.....	.....	5	30	150	250	50,000	3,000	.....	March 15.
52	Woman's Medical College of Pennsylvania	3	22	500	.....	.....	5	30	105	.....	.....	.....	.....	March 18.
53	Medical College of the State of South Carolina.	3	20	.....	.....	.....	5	30	50	.....	.....	.....	.....	March 4.
54	Medical department of the University of Nashville.	3	.....	.....	.....	.....	5	30	60	40,000	0	0	.....	February 27.
55	Medical department of Vanderbilt University.	3	.....	.....	.....	.....	5	30	60	.....	0	0	.....	February 27.
56	McHARRY Medical Department of Central Tennessee College.	3	20	100	50	.....	.....	10	30	2,500	.....	.....	.....	February.
57	Nashville Medical College.	2	20	2,000	1,000	50	5	10	50	22,000	.....	.....	.....	.....
58	Texas Medical College and Hospital	3	16	.....	.....	.....	5	25	75	.....	.....	.....	.....	June 26.
59	Medical department, University of Vermont.	3	.....	.....	.....	.....	.....	.....	.....	.....	.....	.....	.....	.....
60	Medical College of Virginia*.	3	21	500	1,000	.....	5	30	120	50,000	.....	.....	.....	March 1.
61	Medical department, University of Virginia.	3	40	.....	.....	.....	280	15	110	.....	.....	.....	.....	July 2.
62	Medical department, Georgetown University.	3	36	0	.....	.....	5	30	100	1,500	.....	.....	.....	April.

\* From Report of the Commissioner of Education for 1877.  
 a For lectures of eight weeks.  
 b For lectures of winter session.  
 c Number required; 3 at option of student.  
 d Also a spring session of twelve weeks, optional with student.  
 e Including two courses of lectures.  
 f Value of apparatus.  
 g The library of about 2,000 volumes has been turned over to public library.  
 h Fee for all the tickets.  
 i Includes value of hospital.  
 j Matriculation and library fee.

TABLE XIII.—Statistics of schools of medicine, of dentistry, and of pharmacy for 1878, &c.—Continued.

Name.	Number of years in full course of study.		Number of weeks in scholastic year.		Library.			Amount of—			Property, income, &c.				Date of next commencement.		
	11	12	13	14	15	16	17	18	19	20	21	22	23	24			
1																	
63 Medical department, Howard University	3	40				\$10	\$50	\$10	\$10	\$25,000	\$0	\$0	\$1,950	March.			
64 National Medical College (Columbian University).	3	30				5	30	135	135	\$25,000	\$0	\$21,950	March 30.				
2. Eclectic.																	
65 College of American Medicine and Surgery. <sup>a</sup>																	
66 Bennett Medical College	3	30					25	40	40,000								
67 American Medical College	3	40					25	70									
68 Eclectic Medical College of the City of New York.	3	30	(5,000)				30	50	40,000				5,900	March.			
69 United States Medical College	3	30					30	75	51,000				3,000	March.			
70 Eclectic Medical Institute	3	30					25	150	80,000		0			June 2.			
3. Homoeopathic.																	
71 Chicago Homoeopathic College	2,3	26					30	55	35,000					February 27.			
72 Hahnemann Medical College	2,3	30					35	55	60,000					March 5.			
73 Boston University School of Medicine	3,4	35	2,000	1,500			30	135	125,000		40,000		9,981	June 26.			
74 Homoeopathic Medical College (University of Michigan).	3	36	84,000			\$10	10	250						June 26.			
75 Homoeopathic Medical College of Missouri		30					25	50	16,000					March 1.			
76 Missouri School of Midwifery	1	24					0	75	4,000					June 30.			
77 New York Homoeopathic Medical College	3	23					30	135			0		0	March.			
78 New York Medical College for Women	3	32	200				5	80						March 30.			
79 Fruits Medical College	3	32					30	50	41,000				41,000	March 10.			
80 Homoeopathic Hospital College	3	24	1,000	1,000			30	75	14,000					March 12.			
81 Hahnemann Medical College of Philadelphia.	3	31	2,000	1,000			30	70-100	40,000					March 16.			



II. DENTAL.

82	New Orleans Dental College	2	20				30	100	5,000			5,600	March.
83	Baltimore College of Dental Surgery	3	34	25			30	100	83,000			6,000	March.
84	Boston Dental College	3	40				0	200, 1504	15,000	0		4,048	June 26.
85	Dental School of Harvard University*	3	26	150	200	50	10	105	15,000			2,800	March 26.
86	Dental College of the University of Michigan	2, 3	23				5	100	15,000			800	March.
87	Missouri Dental College	2	20	80	40	10	5	30	100			7,308	February 25.
88	New York College of Dentistry	2	18	250	50	50	5	75	15,000			4,000	March.
89	Ohio College of Dental Surgery	2	18	250	50	50	5	75	15,000			4,000	March.
90	Department of Dentistry, University of Pennsylvania.	2						110					
91	Pennsylvania College of Dental Surgery	2	36				5	80	5,000			18,000	March 1.
92	Philadelphia Dental College	2, 3	36				5	100	10,000			11,000	February.
93	Dental department, Nashville Medical College.	2	20				5	50				1,280	February.
III. PHARMACEUTICAL.													
94	California College of Pharmacy	2	23	1,200	300		10	50	83,000			2,000	November.
95	Chicago College of Pharmacy	2	80				5	36				2,000	February 28.
96	School of Pharmacy, Iowa Wesleyan University.												
97	Louisville College of Pharmacy*	2, 3	22				5	30, 70	8,000	0		1,500	October 7.
98	Maryland College of Pharmacy	2	24				10	715	6,000			3,000	April.
99	Massachusetts College of Pharmacy	2	20	500	1,000		4	45	5,000	2,500	150	3,000	June 26.
100	School of Pharmacy of the University of Michigan.	2	36	(A)			10	420	(A)	(A)		(A)	
101	St. Louis College of Pharmacy	2	20				2	770	64,500	2,000	100	8,350	March.
102	College of Pharmacy of the City of New York	2	21				3	86, 85	48,000			11,562	March 7.
103	Cincinnati College of Pharmacy	2	20	400	45	80	5	50	6,500			3,025	March.
104	Philadelphia College of Pharmacy	2	20	8,000	150	150	4	36	76,000	16,000	1,550		March 16.
105	Tennessee College of Pharmacy*	2	20				5	30-86					March 1.
106	National College of Pharmacy	2	20	75	225	20	5	25	72,000	0	0	1,050	April.

\* From Report of the Commissioner of Education for 1877.  
 † Includes value of hospital.  
 ‡ For non-residents, \$25.  
 § Includes a summer course.  
 ¶ With four years' practical instruction in a dispensary store.  
 †† Value of apparatus.  
 ‡‡ Value of furniture, library, and apparatus.  
 §§ Reported with University of Michigan (Table IX).  
 ¶¶ \$250 for this are for laboratory instruction.  
 ††† Value of analytical chemistry; other professors' tickets, each \$12.

TABLE XIII.—Memoranda.

Name.	Location.	Remarks.
College of Physicians and Surgeons	Indianapolis, Ind.	United under name of Medical College of Indiana, which now forms the medical department of Butler University, Irvington.
Indiana Medical College	New Orleans, La.	No information received.
Charity Hospital Medical College	Baltimore, Md.	Merged in Baltimore College of Dental Surgery.
Maryland Dental College	Brooklyn, N. Y.	No information received.
Long Island College Hospital		

TABLE XIV.—PART I.—Summary of examinations for admission to the United States Military Academy for the year 1878.

States and Territories.	Number of candidates.	Number accepted.	Number rejected.							
			Total.	On what account.						
				Physical disability.	For deficiency in—					
					Reading.	Writing and orthography.	Arithmetic.	Geography.	Grammar.	History.
Alabama.....	1	0	1		1			1		
Arkansas.....	3	3	1					1		
California.....	3	3	0							
Colorado.....	0	0	0							
Connecticut.....	1	1	0							
Delaware.....	0	0	0							
Florida.....	1	1	0							
Georgia.....	3	1	1		1	1	1		1	
Illinois.....	14	10	4		3	3		3	3	
Indiana.....	5	2	3		1	1	1			
Iowa.....	4	4	0		1					
Kansas.....	0	0	0							
Kentucky.....	7	6	1			1	1	1		
Louisiana.....	3	0	2		1			3		
Maine.....	3	2	0							
Maryland.....	3	5	3		1	3	3	1	2	
Massachusetts.....	2	2	0							
Michigan.....	3	2	1	1						
Minnesota.....	1	1	0							
Mississippi.....	4	4	0							
Missouri.....	3	5	3		2	2	2	2	3	
Nebraska.....	1	1	0							
Nevada.....	0	0	0							
New Hampshire.....	1	1	0							
New Jersey.....	3	2	0							
New York.....	3	7	1		1	1	1	1	1	
North Carolina.....	6	3	4		1	3	3	1	3	
Ohio.....	3	5	3		1	1	1	3	1	
Oregon.....	1	1	0							
Pennsylvania.....	10	7	3		2	1	1	3		
Rhode Island.....	0	0	0							
South Carolina.....	1	1	0							
Tennessee.....	7	5	2		2	1	1	1	1	
Texas.....	5	3	2		1	1	1		1	
Vermont.....	0	0	0							
Virginia.....	6	1	5		3	4	3	4	4	
West Virginia.....	0	0	0							
Wisconsin.....	5	3	2		1	2	1	2	2	
Arizona.....	1	1	0							
Dakota.....	0	0	0							
District of Columbia.....	0	0	0							
Idaho.....	0	0	0							
Montana.....	1	0	1			1	1	1		
New Mexico.....	0	0	0							
Utah.....	1	1	0							
Washington.....	0	0	0							
Wyoming.....	3	0	3		1	2	1	2	2	
Foreign.....	0	0	0							
At large.....	12	10	2			1		1	1	
<b>Total.....</b>	<b>149</b>	<b>102</b>	<b>47</b>	<b>1</b>	<b>2</b>	<b>25</b>	<b>27</b>	<b>21</b>	<b>20</b>	<b>24</b>

TABLE XIV.—PART 2.—Summary of examinations for admission to the United States Naval Academy for the year 1878.

States and Territories.	Number of candidates.	Number accepted.	Number rejected.							
			Total.	Physical disability.	On what account.					
					For deficiency in—					
					Reading.	Writing and orthography.	Arithmetic.	Geography.	Grammar.	History.
Alabama.....	4	2	1	0			1			
Arkansas.....	0									
California.....	0									
Colorado.....	0									
Connecticut.....	0									
Delaware.....	0									
Florida.....	2	1	1	0			1			
Georgia.....	4	3	1	0			1	1		
Illinois.....	2	1	1	1						
Indiana.....	3	2	1	0		1	1	1		
Iowa.....	2	1	1	1						
Kansas.....	1	1								
Kentucky.....	1	1								
Louisiana.....	1	1								
Maine.....	1	1								
Maryland.....	1	1								
Massachusetts.....	0									
Michigan.....	1	1								
Minnesota.....	1	1								
Mississippi.....	2	2								
Missouri.....	2	2								
Nebraska.....	1	1								
Nevada.....	0									
New Hampshire.....	0									
New Jersey.....	0									
New York.....	9	6	3	0		1	2	1	1	
North Carolina.....	2	2								
Ohio.....	1	1								
Oregon.....	1	1								
Pennsylvania.....	5	1	4	1		1	2	1	2	
Rhode Island.....	0									
South Carolina.....	1	1								
Tennessee.....	0									
Texas.....	1	0	1	0		1	1	1		
Vermont.....	0									
Virginia.....	9	5	4			1	4	2	1	
West Virginia.....	0									
Wisconsin.....	0									
Arizona.....	1	1								
Dakota.....	0									
District of Columbia.....	0									
Idaho.....	2	0	2			2	2	1	1	
Montana.....	0									
New Mexico.....	0									
Utah.....	0									
Washington.....	0									
Wyoming.....	0									
Foreign.....	0									
At large.....	0									
Total.....	61	41	20	8		7	16	8	5	

e Not examined in this branch.

TABLE XV.—PART I.—Degrees conferred in 1878 by universities, colleges, scientific

[The following are the explanations of abbreviations used in Part 1 of this table: L. B., Bachelor of Science; B. C. E., Bachelor of Civil Engineering; C. E., Civil Engineer; B. Agr., Bachelor of Agriculture; D. E., Dynamic Engineer; B. Arch., Bachelor of Architecture; Ph. B., Bachelor of D. B., Bachelor of Divinity; D. D., Doctor of Divinity; M. D., Doctor of Medicine; D. D. S., Doctor of

NOTE.—0 shows that no degrees were

Institutions and locations.	All classes.		Letters.					
	All degrees.				A. B.		A. M.	
	In course.	Honorary.	In course, L. B.					
				In course.	Honorary.	In course.	Honorary.	
1	2	3	4	5	6	7	8	
1 State Agricultural and Mechanical College, Auburn, Ala.....	9							
2 Southern University, Greensboro', Ala.....	6	5					1	
3 Howard College, Marion, Ala.....	13	1	3			2		
4 University of Alabama, Tuscaloosa, Ala.....	41	7				13	2	
5 Arkansas College, Batesville, Ark.....	5	1				5		
6 Cane Hill College, Boonsboro, Ark.....	1							
7 University of California, Berkeley, Cal.....	46	0				13		
8 St. Ignatius College, San Francisco, Cal.....	5	5				3		
9 St. Mary's College, San Francisco, Cal.....	15	0				12	1	
10 University of the Pacific, Santa Clara, Cal.....	7					2		
11 Pacific Methodist College, Santa Rosa, Cal.....	5					2		
12 Heaperian College, Woodland, Cal.....	4						1	
13 State School of Mines, Golden, Colo.....	0	0						
14 Trinity College, Hartford, Conn.....	26	3				18	8	
15 Wesleyan University, Middletown, Conn.....	64	6				34	28	
16 Yale College, New Haven, Conn.....	254	4				127	5	
17 Delaware College, Newark, Del.....	10	1	5					
18 University of Georgia, Athens, Ga.....	50					13	1	
19 Atlanta University, Atlanta, Ga.....	10	0				5	5	
20 Gainesville College, Gainesville, Ga.....	0	0						
21 Abingdon College, Abingdon, Ill.....	2		2					
22 Hedding College, Abingdon, Ill.....				5			12	
23 Illinois Wesleyan University, Bloomington, Ill.....	45	3				9	3	
24 St. Viateur's College, Bourbonnais Grove, Ill.....	3	2				2	2	
25 Blackburn University, Carlinville, Ill.....	7					3		
26 Carthage College, Carthage, Ill.....	14	0				8		
27 University of Chicago, Chicago, Ill.....	20	5				12	2	
28 Rock River University, Dixon, Ill.....	0							
29 Eureka College, Eureka, Ill.....	8	0				4	4	
30 Northwestern University, Evanston, Ill.....	78	1	5			18	7	
31 Ewing College, Ewing, Ill.....	4	0				4		
32 Knox College, Galesburg, Ill.....	15	2				4	1	
33 Lombard University, Galesburg, Ill.....	4					3		
34 Illinois College, Jacksonville, Ill.....	8	2				2	2	
35 McKendree College, Lebanon, Ill.....	39	4				6	8	
36 Lincoln University, Lincoln, Ill.....				5			5	
37 Evangelical-Lutherisches Collegium, Mendota, Ill.....	0							
38 Monmouth College, Monmouth, Ill.....	30	3				22	8	
39 Northwestern College, Naperville, Ill.....	11		2					
40 Shurtleff College, Upper Alton, Ill.....	19					6	2	
41 Illinois Industrial University, Urbana, Ill.....	44	0	14			3		
42 Westfield College, Westfield, Ill.....	5					2		
43 Wheaton College, Wheaton, Ill.....	20	2				7	8	
44 Indiana University, Bloomington, Ind.....	17	0				16		
45 Evangelical Lutheran Concordia College, Fort Wayne, Ind.....	0	0						
46 Fort Wayne College, Fort Wayne, Ind.....	0	0						
47 Franklin College, Franklin, Ind.....	4					3	1	
48 Hanover College, Hanover, Ind.....	15	10				10	8	
49 Hartsville University, Hartsville, Ind.....	2					1		
50 Butler University, Irvington, Ind.....	26	1				23	3	
51 Purdue University, La Fayette, Ind.....	3	0						

a "Mistress of arts."

b Includes 5 M. L. and 1 D. C. L.

c Includes 1 "master of teaching" and 1 "mistress of teaching."

d 2 are "doctor of jurisprudence."

e 1 is M. E. L.

and other professional schools, and by schools for the superior instruction of women.

Letters; A. B., Bachelor of Arts; A. M., Master of Arts; Sc. B., Bachelor of Science; Sc. M., Master of Science; B. M. E., Bachelor of Mining Engineering; M. E., Mining Engineer; C. & M. E., Civil and Mechanical Engineering; Ph. D., Doctor of Philosophy; M. A., Bachelor of Music; Mus. D., Doctor of Music; D. S., Doctor of Dental Surgery; Ph. G., Graduate in Pharmacy; LL. B., Bachelor of Laws; LL. D., Doctor of Laws.]

conferred; ..... indicates none returned.

Science.										Philosophy.				Art.		Theology.	Medicine.		Law.																						
Se. B.		Se. M.		B. C. E. & C. E.		B. Agr.		B. M. E. & M. E.		B. Arch.		C. & M. E.		D. E.		Ph. B.	Ph. D.		Mus. B.		Mus. D.		D. B.		D. D.		M. D.		D. S.		Ph. G.		LL. B.		LL. D.						
In course.	Honorary.	In course.	Honorary.	In course.	Honorary.	In course.	Honorary.	In course.	Honorary.	In course.	Honorary.	In course.	Honorary.	In course.	Honorary.	In course.	Honorary.	In course.	Honorary.	In course.	Honorary.	In course.	Honorary.	In course.	Honorary.	In course.	Honorary.	In course.	Honorary.	In course.	Honorary.	In course.	Honorary.	In course.	Honorary.						
9	10	11	12	13	14	15	16	17	18	19	20	21	22	23	24	25	26	27	28	29	30	31																			
1				8																																1					
3										3																										2	2				
													1					2																		3	3				
																		1																			4	4			
																																						5	5		
																																							6	6	
														14																									7	7	
																																								8	8
																																								9	9
																																								10	10
																																								11	11
																																								12	12
																																								13	13
																																								14	14
																																								15	15
																																								16	16
																																								17	17
																																								18	18
																																								19	19
																																								20	20
																																								21	21
																																								22	22
																																								23	23
																																								24	24
																																								25	25
																																								26	26
																																								27	27
																																								28	28
																																								29	29
																																								30	30
																																								31	31
																																								32	32
																																								33	33
																																								34	34
																																								35	35
																																								36	36
																																								37	37
																																								38	38
																																								39	39
																																								40	40
																																								41	41
																																								42	42
																																								43	43
																																								44	44
																																								45	45
																																								46	46
																																								47	47
																																								48	48
																																								49	49
																																								50	50
																																								51	51

f These degrees conferred, but the number not specified.  
 g These are "laureate of English literature."  
 h These are "laureate of arts."  
 i "Analytical chemist."

TABLE XV.—PART I.—Degrees conferred in

NOTE.—0 shows that no degrees were

Institutions and locations.	All classes.		Letters.					
	All degrees.		L. B.		A. B.		A. M.	
	In course.	Honorary.	In course.	Honorary.	In course.	Honorary.	In course.	Honorary.
1	2	3	4	5	6	7	8	
52 Union Christian College, Merom, Ind.....	11	1				2		
53 Moore's Hill College, Moore's Hill, Ind.....	2							
54 Earlham College, Richmond, Ind.....	2	0		5				
55 Ridgeville College, Ridgeville, Ind.....	2	0					2	
56 Iowa State Agricultural College, Ames, Iowa.....	21	0						
57 Griswold College, Davenport, Iowa.....	0	0			12			
58 Norwegian Luther College, Decorah, Iowa.....	18	0						
59 Parsons College, Fairfield, Iowa.....	0	1						
60 Upper Iowa University, Fayette, Iowa.....	5	1			2			
61 Simpson Centenary College, Indianola, Iowa.....	32	1			2		2	
62 State University of Iowa, Iowa City, Iowa.....	128			11	7			
63 Iowa Wesleyan University, Mt. Pleasant, Iowa.....	16	2		7			1	
64 Cornell College, Mt. Vernon, Iowa.....	40	4		16		4	2	
65 Oskaloosa College, Oskaloosa, Iowa.....	612	1		1		5	1	
66 Penn College, Oskaloosa, Iowa.....	2	0			2			
67 Central University of Iowa, Pella, Iowa.....	4	7			6		4	
68 Tabor College, Tabor, Iowa.....	4				3			
69 Western College, Western, Iowa.....	1					1		
70 Baker University, Baldwin City, Kans.....	06				2			
71 Highland University, Highland, Kans.....	5	4			2		2	
72 University of Kansas, Lawrence, Kans.....	5				2		2	
73 Lane University, Leocompton, Kans.....	5			1				
74 Kansas State Agricultural College, Manhattan, Kans.....	11	0						
75 Ottawa University, Ottawa, Kans.....	46							
76 Cecilian College, Cecilian P. O., Ky.....	611	0		4				
77 Centre College, Danville, Ky.....	25	2		20		5		
78 Eminence College, Eminence, Ky.....	5	0		2				
79 Kentucky Military Institute, Farmdale, Ky.....	112	1		2				
80 Georgetown College, Georgetown, Ky.....	5	2		2		1		
81 Kentucky University, Lexington, Ky.....	9	0		2				
82 Kentucky Wesleyan College, Millersburg, Ky.....	3	0		2				
83 Concord College, New Liberty, Ky.....	0	0						
84 Bethel College, Russellville, Ky.....	7			5		2		
85 Centenary College of Louisiana, Jackson, La.....	01	04						
86 Straight University, New Orleans, La.....	4							
87 Bowdoin College, Brunswick, Me.....	56	6		12		12	2	
88 Bates College, Lewiston, Me.....	38	0		18		18		
89 Maine State College of Agriculture and the Mechanic Arts, Orono, Me.....	11	0						
90 Colby University, Waterville, Me.....	22	2		15		7	2	
91 St. John's College, Annapolis, Md.....	10	2		0		1		
92 United States Naval Academy, Annapolis, Md.....	0	0						
93 Johns Hopkins University, Baltimore, Md.....	44	0						
94 Loyola College, Baltimore, Md.....	0	0						
95 Washington College, Chestertown, Md.....	12	0		12				
96 Maryland Agricultural College, College Station, Md.....	0	0						
97 Western Maryland College, Westminster, Md.....	2	2				2	1	
98 Amherst College, Amherst, Mass.....	100	5		79		19	2	
99 Massachusetts Agricultural College, Amherst, Mass.....	21	0						
100 Boston College, Boston, Mass.....	23			14		9		
101 Boston University, Boston, Mass.....	187	0		19		1		
102 Massachusetts Institute of Technology, Boston, Mass.....	19	0						
103 Harvard University, Cambridge, Mass.....	291	5		159		12	1	
104 Tufts College, College Hill, Mass.....	32	2		12		9		
105 Williams College, Williamstown, Mass.....	49	8		32		14	2	

a "Pharmaceutical chemist."  
 b Includes 5 conferred on completion of normal course.  
 c Degrees not specified.  
 d Conferred on completion of normal course.  
 e Includes 7 commercial diplomas.  
 f Includes 5 B. C. S. (bachelor of commercial science).  
 g After examination.



TABLE XV.—PART I.—Degrees conferred in

NOTE.—0 shows that no degrees were

Institutions and locations.	All classes.		Letters.				
	All degrees.		A. B.		A. M.		
	In course.	Honorary.	In course, L. B.	In course.	Honorary.	In course.	Honorary.
1	2	3	4	5	6	7	8
106 Worcester Free Institute of Industrial Science, Worcester, Mass.	18						
107 Adrian College, Adrian, Mich	15	1		3			
108 Albion College, Albion, Mich	18	2		2			
109 University of Michigan, Ann Arbor, Mich	379	0		39		1	
110 Battle Creek College, Battle Creek, Mich	0	0					
111 Grand Traverse College, Benzonia, Mich	0	0					
112 Hillsdale College, Hillsdale, Mich	49	4		7		7	3
113 Hope College, Holland, Mich	10	0		4		6	
114 Kalamazoo College, Kalamazoo, Mich	7	0		2		3	
115 Michigan State Agricultural College, Lansing, Mich	30	0					
116 Olivet College, Olivet, Mich	e18			5			
117 University of Minnesota, Minneapolis, Minn	16	0	2	5			
118 Carleton College, Northfield, Minn	10	0		7		1	
119 Mississippi College, Clinton, Miss	4	0		1		2	
120 Shaw University, Holly Springs, Miss	2	1		1			1
121 University of Mississippi, Oxford, Miss	45	6		8		3	1
122 Alcorn University, Rodney, Miss	0	0					
123 Jefferson College, Washington, Miss	0	0					
124 University of the State of Missouri, Columbia, Mo	65	1	e14	3		3	
125 Central College, Fayette, Mo	2					2	
126 Pritchett School Institute, Glasgow, Mo	5	0	3	2			
127 Lincoln College, Greenwood, Mo	2						
128 La Grange College, La Grange, Mo	5	1		2			
129 William Jewell College, Liberty, Mo	18			4		2	
130 Drury College, Springfield, Mo	A7	0		6			
131 College of the Christian Brothers, St. Louis, Mo	13		e8	5			
132 Washington University, St. Louis, Mo	31			5			
133 Central Wesleyan College, Warrenton, Mo	9	1		2		1	1
134 Doane College, Crete, Nebr	3			3			
135 University of Nebraska, Lincoln, Nebr	7	1	2	3			
136 Dartmouth College, Hanover, N. H	43	6	(k)		(k)		
137 Stevens Institute of Technology, Hoboken, N. J	22	0					
138 Rutgers College, New Brunswick, N. J	66			25		23	
139 College of New Jersey, Princeton, N. J	126	6		76		39	
140 Seton Hall College, South Orange, N. J	9			9			
141 St. Stephen's College, Annandale, N. Y	16	3		18		3	
142 Brooklyn Collegiate and Polytechnic Institute, Brooklyn, N. Y		0					
143 St. Lawrence University, Canton, N. Y	10	2		5		1	2
144 Elmira Female College, Elmira, N. Y	9			9			
145 Hobart College, Geneva, N. Y	19	9		7		11	4
146 Madison University, Hamilton, N. Y	27	5		16		11	4
147 Cornell University, Ithaca, N. Y	70	0	8	9		1	
148 Ingham University, Le Roy, N. Y	14	2		14			2
149 College of the City of New York, New York, N. Y	50			30			
150 Columbia College, New York City, N. Y	395	4		44		9	
151 Cooper Union Free Night Schools of Science and Art, New York, N. Y	(p)						
152 University of the City of New York, New York, N. Y	250	8		10		10	2
153 Yassar College, Poughkeepsie, N. Y	45	0		42		3	
154 University of Rochester, Rochester, N. Y	38	3		27		10	
155 Union University, Schenectady, N. Y	63	6		23			
156 Syracuse University, Syracuse, N. Y	66	4		15		g13	

a One is "master of philosophy."

b These are "pharmaceutical chemist."

c Includes five diplomas conferred on completion of "ladies' course."

d "Bachelor of mechanical engineering."

e Four of these are "bachelor of pedagogics," and 10 are "principal of pedagogics."

f Honorary C. E.

g With the degree of "graduate in school of theology."

h Includes 1 A. S.

i These are "master of accounts."

j Includes 3 conferred on completion of normal course.

k These degrees conferred, but the number is not specified.



1878 by universities, colleges, &c.—Continued.

conferred; .... indicates none returned.

Science.										Philosophy.		Art.	Theology.	Medicine.	Law.								
So. B.	So. M.		In course, B. C. E. & C. E.	In course, B. Agr.	In course, B. M. E. & M. E.	In course, B. Arch.	In course, C. & M. E.	In course, D. E.	Ph. B.	Ph. D.	In course, Mus. B.	Honorary, Mus. D.	In course, D. B.	Honorary, D. D.	In course, M. D.	In course, D. D. S.	In course, Ph. G.	In course, LL. B.	Honorary, LL. D.				
In course.	Honorary.	In course.							Honorary.	In course.										Honorary.	In course.	Honorary.	
9	10	11	12	13	14	15	16	17	18	19	20	21	22	23	24	25	26	27	28	29	30	31	
18																							106
4										4							1						107
1										3							1						108
5				15		4				10							120		14	522	148		109
15														1									110
1														1									111
1		22																					112
1			1																				113
30										1													114
3																							115
3						51																	116
1																							117
1																							118
4										1													119
7										1							8					29	120
2		2	1	4		2				22													121
2																							122
3																							123
2																							124
2																							125
2																							126
2																							127
2																							128
2																							129
2																							130
2																							131
2		1		3		1															23		132
18										2													133
2																							134
2																							135
2				2													8	23				3	136
7																							137
8		11		3		19																	138
3																							139
1																							140
3																							141
1	1																						142
24																							143
20																							144
17		2		10			2			12	2												145
1																							146
1																							147
1		2																					148
1		2																					149
1		2				25				10	8											190	150
17																							151
1																							152
1																							153
1																							154
1		2								6	16												155
1		2																					156

l These are "mechanical engineer."  
 m This degree is honorary.  
 n These are S. T. D. (doctor of sacred theology).  
 o These are "bachelor of mechanic arts."  
 p The Cooper medal and diploma on three graduates; the diploma conferred on those finishing a five years' attendance on the schools of science, and the medal on those distinguishing themselves in the schools of art.  
 q Three of these were conferred on examination.  
 r Two are "master of philosophy."  
 s Four are "bachelor of painting," and 1 "master of painting."

TABLE XV.—PART I.—Degrees conferred in

NOTE.—0 shows that no degrees were

Institutions and locations.	All classes.		Letters.					
	All degrees.		In course, L. B.	A. B.		A. M.		
	In course.	Honorary.		In course.	Honorary.	In course.	Honorary.	
								2
1	2	3	4	5	6	7	8	
157 University of North Carolina, Chapel Hill, N. C.	11	9		10			2	
158 Rutherford College, Happy Home, N. C.	0	0						
159 North Carolina College, Mt. Pleasant, N. C.	2			1		1		
160 Trinity College, Trinity College, N. C.	30	3		25		5		
161 Wake Forest College, Wake Forest College, N. C.	7	3	2	3		1	1	
162 Ohio University, Athens, Ohio	10	1		5		2	1	
163 Baldwin University, Berea, Ohio	10	1		5				
164 German-Wallace College, Berea, Ohio	5	1		2		3		
165 St. Xavier College, Cincinnati, Ohio	8	1		6		2	1	
166 Capital University, Columbus, Ohio	12			5		7		
167 Ohio State University, Columbus, Ohio	6	4	1	1				
168 Ohio Wesleyan University, Delaware, Ohio	50	7	7	28		10	2	
169 Kenyon College, Gambler, Ohio	4	4	4	4				
170 Denison University, Granville, Ohio	17	3		13		3	1	
171 Hiram College, Hiram, Ohio	3	1		1		1		
172 Western Reserve College, Hudson, Ohio	17	3		15		2	1	
173 Ohio Central College, Iberia, Ohio	25	1						
174 Marietta College, Marietta, Ohio	21	3		19			2	
175 Franklin College, New Athens, Ohio	6	4		6				
176 Muskingum College, New Concord, Ohio	11	3		5				
177 Oberlin College, Oberlin, Ohio	53			35		10		
178 Rio Grande College, Rio Grande, Ohio	0							
179 Scio College, Scio, Ohio	23					5		
180 Miami Valley College, Springboro', Ohio	2			2				
181 Wittenberg College, Springfield, Ohio	9	4		9				
182 Heidelberg College, Tiffin, Ohio	14			6				
183 Urbana University, Urbana, Ohio	2							
184 Otterbein University, Westerville, Ohio	18			9				
185 Wilmington College, Wilmington, Ohio	6			5				
186 University of Wooster, Wooster, Ohio	90	9		26		18	3	
187 Wilberforce University, Xenia, Ohio	3	3						
188 Antioch College, Yellow Springs, Ohio	5	0		3		2		
189 Corvallis College, Corvallis, Oreg.	5			1				
190 University of Oregon, Eugene City, Oreg.	6	0						
191 Pacific University, Forest Grove, Oreg.	11			7				
192 McMinnville College, McMinnville, Oreg.	0	0						
193 Christian College, Monmouth, Oreg.	3	0						
194 Muhlenberg College, Allentown, Pa.	20	2		12		3		
195 Lebanon Valley College, Annville, Pa.	5	2		2		3	1	
196 Dickinson College, Carlisle, Pa.	22	5		9		13	1	
197 Lincoln University, Chester County, Pa.	28	0		16		12		
198 Lafayette College, Easton, Pa.	75	3		40		10	5	
199 Pennsylvania College, Gettysburg, Pa.	30	5		14	1	16	2	
200 Thiel College, Greenville, Pa.	4					4		
201 Haverford College, Haverford College, Pa.	19	0		11		3		
202 Franklin and Marshall College, Lancaster, Pa.	23	1		17		6		
203 University at Lewisburg, Lewisburg, Pa.	23	0		12		10		
204 Allegheny College, Meadville, Pa.	28	6		15		3	3	
205 Mercersburg College, Mercersburg, Pa.	17	1		6		11	1	
206 Westminster College, New Wilmington, Pa.	16	4		11		11	1	
207 La Salle College, Philadelphia, Pa.	0							
208 University of Pennsylvania, Philadelphia, Pa.	207			28		16		
209 Wagner Free Institute of Science, Philadelphia, Pa.		6						
210 Western University of Pennsylvania, Pittsburg, Pa.	21	2		7		3	1	
211 Lehigh University, South Bethlehem, Pa.	4							
212 Pennsylvania State College, State College, Pa.	6			2				
213 Swarthmore College, Swarthmore, Pa.	15		1	8				
214 Augustinian College of Villanova, Villanova P. O., Pa.	4			3				

a Four are graduates in English course.

b Three are "mistress of science."

c These are "analytical chemist."



TABLE XV.—PART I.—Degrees conferred in

NOTE.—0 shows that no degrees were

Institutions and locations.	All classes.		Letters.				
	All degrees.		A. B.		A. M.		
	In course.	Honorary.	In course, L. B.	In course.	Honorary.	In course.	Honorary.
1	2	3	4	5	6	7	8
215 Washington and Jefferson College, Washington, Pa.....	25	5		24			
216 Brown University, Providence, R. I.....	85	5		57		22	1
217 College of Charleston, Charleston, S. C.....	5	1		5			1
218 Erskine College, Due West, S. C.....	14	1		14			
219 Furman University, Greenville, S. C.....	4					4	
220 Newberry College, Newberry, S. C.....	8	0		4		1	1
221 Wofford College, Spartanburg, S. C.....	16	1		13		2	1
222 Adger College, Walhalla, S. C.....	3	1		3			
223 East Tennessee Wesleyan University, Athens, Tenn.....	14	4		9			1
224 Beech Grove College, Beech Grove, Tenn.....	1					1	
225 King College, Bristol, Tenn.....	3	1		3			
226 Southwestern Presbyterian University, Clarksville, Tenn.....	2	2		2			
227 Hiwassee College, Hiwassee College, Tenn.....	8	0		4		1	
228 Southwestern Baptist University, Jackson, Tenn.....	4			4			
229 East Tennessee University, Knoxville, Tenn.....	11	3		6			
230 Cumberland University, Lebanon, Tenn.....	43	1		8			
231 Maryville College, Maryville, Tenn.....	4			4			
232 Bethel College, McKenzie, Tenn.....	2	0					
233 Christian Brothers College, Memphis, Tenn.....	5			d5			
234 Mosheim Institute, Mosheim, Tenn.....	7	0	e1	5		1	
235 Mossy Creek Baptist College, Mossy Creek, Tenn.....	9			7		2	
236 Central Tennessee College, Nashville, Tenn.....	8	2		1			
237 Fisk University, Nashville, Tenn.....	0	0					
238 Vanderbilt University, Nashville, Tenn.....	13	1					
239 University of the South, Sewanee, Tenn.....	20			5		4	
240 Burritt College, Spencer, Tenn.....	6			4		2	
241 Greeneville and Tusculum College, Tusculum, Tenn.....	6	0		2			
242 Texas Military Institute, Austin, Tex.....	0	0					
243 Southwestern University, Georgetown, Tex.....	8			8			
244 Baylor University, Independence, Tex.....	10	6		4			3
245 Austin College, Sherman, Tex.....		1					
246 Trinity University, Tehuacana, Tex.....	113						
247 University of Vermont and State Agricultural College, Burlington, Vt.....	50	3		13		3	
248 Middlebury College, Middlebury, Vt.....	11	3		10		1	1
249 Norwich University, Northfield, Vt.....	1						
250 Randolph Macon College, Ashland, Va.....	5	3		2		2	
251 Virginia Agricultural and Mechanical College, Blacksburg, Va.....	f11						
252 Emory and Henry College, Emory, Va.....	23	1	f2	15			1
253 Hampden Sidney College, Hampden Sidney, Va.....	12	5		12			5
254 Virginia Military Institute, Lexington, Va.....	h21						
255 Washington and Lee University, Lexington, Va.....	24	7		8		1	
256 New Market Polytechnic Institute, New Market, Va.....	2					2	
257 Richmond College, Richmond, Va.....	10						
258 Roanoke College, Salem, Va.....	16	2		16			
259 University of Virginia, University of Virginia, Va.....	41	0		3		6	
260 West Virginia University, Morgantown, W. Va.....	6			5			
261 Shepherd College, Shepherdstown, W. Va.....	17	0	i7				
262 Lawrence University, Appleton, Wis.....	22	3		3		4	1
263 Beloit College, Beloit, Wis.....	18	3		12		3	
264 University of Wisconsin, Madison, Wis.....	41	0	1	6			
265 Milton College, Milton, Wis.....	5					2	
266 Racine College, Racine.....	6	1		2		3	mal
267 Ripon College, Ripon, Wis.....	7	0		5			
268 Northwestern University, Watertown, Wis.....	10			9			
269 Georgetown University, Georgetown, D. C.....	25	1		13		1	
270 Columbian University, Washington, D. C.....	n36	3		n4			
271 Howard University, Washington, D. C.....	14	0		1		2	
272 National Deaf-Mute College, Washington, D. C.....	3	0		2			

a These degrees conferred, but the number not specified. f Graduates in biblical department.  
 b These are S. T. D. g Six are ad eundem degrees and one honorary.  
 c These are "mistress of arts." h Degrees not specified.  
 d Four are "master of accounts." i Nine "graduate in agriculture," and two  
 e This is M. E. L. "graduate in agriculture and mechanics."

1878 by universities, colleges, &c.—Continued.  
conferred; .... indicates none returned.

Science.										Philosophy.		Art.	Theology.	Medicine.	Law.												
Sp. B.	Sc. M.		B. C. E. & C. E.		B. A. Gr.		B. M. E. & M. E.		B. Arch.		C. & M. E.		D. E.		Ph. B.	Ph. D.											
In course.	Honorary.	In course.	Honorary.	In course.	Honorary.	In course.	Honorary.	In course.	Honorary.	In course.	Honorary.	In course.	Honorary.	In course.	Honorary.	In course.	Honorary.	In course, Mus. B.	Honorary, Mus. D.	In course, D. E.	Honorary, D. D.	In course, M. D.	In course, D. D. S.	In course, Ph. G.	In course, LL. B.	Honorary, LL. D.	
9	10	11	12	13	14	15	16	17	18	19	20	21	22	23	24	25	26	27	28	29	30	31	32	33	34	35	
1										6			1				3								1	215	
																	2								2	216	
										3							1										217
																											218
																											219
																											220
																											221
																											222
																											223
																											224
																											225
																											226
																											227
																											228
																											229
																											230
																											231
																											232
																											233
																											234
																											235
																											236
																											237
																											238
																											239
																											240
																											241
																											242
																											243
																											244
																											245
																											246
																											247
																											248
																											249
																											250
																											251
																											252
																											253
																											254
																											255
																											256
																											257
																											258
																											259
																											260
																											261
																											262
																											263
																											264
																											265
																											266
																											267
																											268
																											269
																											270
																											271
																											272

† "Bachelor of science and literature."  
‡ These are "graduate Virginia Military Institute."

§ Five are "master of English literature," and two are "mistress of English literature."  
¶ Ad eundem degree.  
‡ Conferred on examination.  
• Includes seven M. L.

TABLE XV.—PART 2.—Degrees conferred in 1878 by professional schools not connected with universities and colleges.

[The following are the explanations of abbreviations used in Part 3 of this table: D. B., Bachelor of Divinity; D. D., Doctor of Divinity; M. D., Doctor of Medicine; D. D. S., Doctor of Dental Surgery; Ph. G., Graduate in Pharmacy; LL. B., Bachelor of Laws; LL. D., Doctor of Laws.]

Institutions and locations.		Degrees of all classes in course.	Theology.		Medicine.			Law.	
			In course, D. B.	Honorary, D. D.	In course, M. D.	In course, D. D. S.	In course, Ph. G.	In course, LL. B.	Honorary, LL. D.
1		2	3	4	5	6	7	8	9
<b>SCHOOLS OF THEOLOGY.</b>									
1	Pacific Theological Seminary, Oakland, Cal. ....	0							
2	San Francisco Theological Seminary, San Francisco, Cal. ....	2	2						
3	Augusta Institute, Augusta, Ga. ....	a3							
4	Chicago Theological Seminary, Chicago, Ill. ....	5	5						
5	Presbyterian Theological Seminary of the Northwest, Chicago, Ill. ....	b17							
6	Garrett Biblical Institute, Evanston, Ill. ....	c24	13						
7	Baptist Union Theological Seminary, Morgan Park, Ill. ....	d7	7	1					
8	Angustana Theological Seminary, Rock Island, Ill. ....	e6							
9	St. Meinrad's Seminary, St. Meinrad, Ind. ....	a13							
10	College of the Bible, Lexington, Ky. ....	a13							
11	Southern Baptist Theological Seminary, Louisville, Ky. ....	e8							
12	Bangor Theological Seminary, Bangor, Me. ....	a16							
13	Centenary Biblical Institute, Baltimore, Md. ....	0							
14	Andover Theological Seminary, Andover, Mass. ....	e30							
15	Episcopal Theological Seminary, Cambridge, Mass. ....	2	2						
16	Newton Theological Institution, Newton Centre, Mass. ....	a18							
17	New Church Theological School, Waltham, Mass. ....	e2							
18	Augsburg Seminary, Minneapolis, Minn. ....	e3							
19	Bishop Green Associate Mission and Training School, Dry Grove, Miss. ....	e4							
20	German Theological School of Newark, Bloomfield, N. J. ....	0							
21	Drew Theological Seminary, Madison, N. J. ....	e32							
22	Theological Seminary of the Reformed (Dutch) Church in America, New Brunswick, N. J. ....	a17							
23	Theological Seminary of the Presbyterian Church, Princeton, N. J. ....	e31							
24	Auburn Theological Seminary, Auburn, N. Y. ....	a17							
25	Brooklyn Lay College and Biblical Institute, Brooklyn, N. Y. ....	0							
26	Hamilton Theological Seminary, Hamilton, N. Y. ....	a15							
27	Newburgh Theological Seminary, Newburgh, N. Y. ....	e4							
28	General Theological Seminary of the Protestant Episcopal Church, New York, N. Y. ....	a11	a11						
29	Rochester Theological Seminary, Rochester, N. Y. ....	0							
30	Seminary of Our Lady of Angels, Suspension Bridge, N. Y. ....	f13							
31	St. Joseph's Provincial Seminary, Troy, N. Y. ....	f24							
32	St. Mary's Theological Seminary, Cleveland, Ohio. ....	e26							
33	German Lutheran Seminary, Columbus, Ohio. ....	e7							
34	Union Biblical Seminary, Dayton, Ohio. ....	a14							
35	Heidelberg Theological Seminary, Tiffin, Ohio. ....	e7							
36	United Presbyterian Theological Seminary, Xenia, Ohio. ....	9	9						
37	Moravian Theological Seminary, Bethlehem, Pa. ....	10	10						
38	Theological Seminary of the General Synod of the Evangelical Lutheran Church, Gettysburg, Pa. ....	a13							
39	Meadville Theological School, Meadville, Pa. ....	e6							
40	Philadelphia Theological Seminary of St. Charles Borromeo, Overbrook, Pa. ....	f11							
41	Theological Seminary of the Evangelical Lutheran Church, Philadelphia, Pa. ....	a13							
42	Crozer Theological Seminary, Upland, Pa. ....	a11							
43	Theological Seminary of the Presbyterian Church, Columbia, S. C. ....	a10							

a Number of graduates reported.

b Certificates of having completed the full course of study.

c Includes.

d Also 1 honorary.

e These are "bachelor of sacred theology."

f Number ordained during the year.

g Also 3 honorary A. B. conferred.

TABLE XV.—PART 2.—Degrees conferred in 1878 by professional schools, &c.—Continued.

Institutions and locations.	Degrees of all classes in course.	Theology.		Medicine.			Law.	
		In course, D. B.	Honorary, D. D.	In course, M. D.	In course, D. D. S.	In course, Ph. G.	In course, LL. B.	Honorary, LL. D.
1	2	3	4	5	6	7	8	9
44 Union Theological Seminary, Hampden Sidney, Va.	a10							
45 Richmond Institute, Richmond, Va.	a7							
46 Theological Seminary of the Evangelical Lutheran General Synod South, Salem, Va.	a7							
47 Protestant Episcopal Theological Seminary, Theological Seminary, Va.	a12							
48 Seminary of St. Francis of Sales, St. Francis, Wis.	a23							
SCHOOLS OF LAW.								
49 Union College of Law of the University of Chicago and the Northwestern University, Chicago, Ill.	34						34	
50 School of Law, University of Maryland, Baltimore, Md.	29						29	
51 Law School of Cincinnati College, Cincinnati, Ohio	56						56	
SCHOOLS OF MEDICINE.								
52 Medical College of Alabama, Mobile, Ala.	18			18				
53 Medical College of the Pacific, San Francisco, Cal.	26			26				
54 Atlanta Medical College, Atlanta, Ga.	24			24				
55 Rush Medical College, Chicago, Ill.	126			126				
56 Woman's Hospital Medical College, Chicago, Ill.	7			7				
57 Medical College of Evansville, Evansville, Ind.	21			21				
58 Fort Wayne Medical College, Fort Wayne, Ind.	b40			b40				
59 College of Physicians and Surgeons, Keokuk, Iowa.	c51			c51				
60 Hospital College of Medicine, Louisville, Ky.	19			19				
61 Kentucky School of Medicine, Louisville, Ky.	24			24				
62 Medical department of the University of Louisville, Louisville, Ky.	71			71				
63 Medical department of University of Louisiana, New Orleans, La.	65			55		d10		
64 College of Physicians and Surgeons, Baltimore, Md.	79			79				
65 University of Maryland, Medical Department, Baltimore, Md.	58			53				
66 Detroit Medical College, Detroit, Mich.	20			20				
67 Kansas City College of Physicians and Surgeons, Kansas City, Mo.	9			9				
68 Missouri Medical College, St. Louis, Mo.	102			102				
69 St. Louis Medical College, St. Louis, Mo.	e59			e59				
70 Medical department, University of Buffalo, Buffalo, N. Y.	42			42				
71 Bellevue Hospital Medical College, New York, N. Y.	180			180				
72 Woman's Medical College of the New York Infirmary, New York, N. Y.	7			7				
73 Cincinnati College of Medicine and Surgery, Cincinnati, Ohio.	32			32				
74 Miami Medical College, Cincinnati, Ohio.	50			50				
75 Cleveland Medical College, Cleveland, Ohio.	f27			f27				
76 Columbus Medical College, Columbus, Ohio.	g50			g50				
77 Starling Medical College, Columbus, Ohio.	26			26				
78 Jefferson Medical College, Philadelphia, Pa.	203			203				
79 Woman's Medical College of Pennsylvania, Philadelphia, Pa.	17			17				
80 Medical College of the State of South Carolina, Charleston, S. C.	A25			A25				
81 Medical department, University of Nashville, Nashville, Tenn.	45			45				
82 Nashville Medical College, Nashville, Tenn.	39			32		7		
83 Bennett Medical College, Chicago, Ill.	28			28				
84 American Medical College, St. Louis, Mo.	35			35				
85 Eclectic Medical College of the City of New York, New York, N. Y.	25			25				

a Number of graduates reported.

b Includes 1 honorary M. D. and 29 special diplomas confirmatory of those granted by the Medical College of Fort Wayne, an institution which was replaced by the present college.

c 1 honorary M. D. was conferred.

d These are "master of pharmacy."

e Includes 4 ad eundem degrees.

f Includes 1 honorary degree.

g 7 are ad eundem degrees.

A Includes 2 "licentiate in pharmacy."

TABLE XV.—PART 2.—Degrees conferred in 1878 by professional schools, &amp;c.—Continued.

	Institutions and locations.	Degrees of all classes in course.	Theology.		Medicine.			Law.	
			In course, D. B.	Honorary, D. D.	In course, M. D.	In course, D. D. S.	In course, Ph. G.	In course, LL. B.	Honorary, LL. D.
	1	2	3	4	5	6	7	8	9
86	Eclectic Medical Institute, Cincinnati, Ohio.....	123			123				
87	Chicago Homoeopathic College, Chicago, Ill.....	285			285				
88	Hahnemann Medical College, Chicago, Ill.....	100			100				
89	Homoeopathic Medical College of Missouri, St. Louis, Mo.....	525			525				
90	Missouri School of Midwifery, St. Louis, Mo.....	213							
91	New York Homoeopathic Medical College, New York, N. Y.....	339			339				
92	New York Medical College for Women, New York, N. Y.....	27			27				
93	Fulte Medical College, Cincinnati, Ohio.....	33			33				
94	Homoeopathic Hospital College, Cleveland, Ohio.....	24			24				
95	Hahnemann Medical College, Philadelphia, Pa.....	63			63				
96	Baltimore College of Dental Surgery, Baltimore, Md.....	21				21			
97	Boston Dental College, Boston, Mass.....	12				12			
98	Missouri Dental College, St. Louis, Mo.....	8				8			
99	New York College of Dentistry, New York, N. Y.....	11				11			
100	Ohio College of Dental Surgery, Cincinnati, Ohio.....	24				24			
101	Pennsylvania College of Dental Surgery, Philadelphia, Pa.....	80				80			
102	Philadelphia Dental College, Philadelphia, Pa.....	41				41			
103	Chicago College of Pharmacy, Chicago, Ill.....	14					14		
104	Maryland College of Pharmacy, Baltimore, Md.....	22					22		
105	Massachusetts College of Pharmacy, Boston, Mass.....	80					80		
106	St. Louis College of Pharmacy, St. Louis, Mo.....	16					16		
107	College of Pharmacy of the City of New York, New York, N. Y.....	65					65		
108	Cincinnati College of Pharmacy, Cincinnati, Ohio.....	18					18		
109	Philadelphia College of Pharmacy, Philadelphia, Pa.....	118					118		
110	National College of Pharmacy, Washington, D. C.....	22					22		

a 56 of these are ad eundem.

b Includes 1 ad eundem.

c Doctor of midwifery.

d These are "doctor of pharmacy."



TABLE XV.—PART 3.—Degrees conferred in 1878 by schools for the superior instruction of women.

[The following are the explanations of abbreviations used in Part 3 of this table: A. B., Graduate in Arts; A. M., Mistress of Arts; B. L. A., Graduate in Liberal Arts; B. L., Graduate in Letters; M. L. A., Mistress of Liberal Arts; M. E. L., Mistress of English Literature; M. Ph., Mistress of Philosophy; M. P. L., Mistress of Polite Literature; B. Sc., Graduate in Science; Mia. Mus., Mistress of Music.]

Institutions and locations.	All degrees.											
	In course.	Honorary.	A. B.	A. M.	B. L. A.	B. L.	M. L. A.	M. E. L.	M. Ph.	M. P. L.	B. Sc.	Mia. Mus.
1	2	3	4	5	6	7	8	9	10	11	12	13
1 Florence Synodical Female College, Florence, Ala.	10	.....	.....	.....	.....	.....	.....	5	5	.....	.....	.....
2 Judson Female Institute, Marion, Ala.	13	.....	10	3	.....	.....	.....	.....	.....	.....	.....	.....
3 Marion Female Seminary, Marion, Ala.	a10	.....	.....	.....	.....	.....	.....	.....	.....	.....	.....	.....
4 Alabama Central Female College, Tuscaloosa, Ala.	a9	.....	.....	.....	.....	.....	.....	.....	.....	.....	.....	.....
5 Wesleyan Female College, Wilmington, Del.	19	.....	12	.....	.....	.....	.....	7	.....	.....	.....	.....
6 Dalton Female College, Dalton, Ga.	10	.....	.....	.....	.....	.....	.....	10	.....	.....	.....	.....
7 Monroe Female College, Forsyth, Ga.	8	.....	8	.....	.....	.....	.....	.....	.....	.....	.....	.....
8 Griffin Female College, Griffin, Ga.	12	.....	.....	12	.....	.....	.....	.....	.....	.....	.....	.....
9 Wesleyan Female College, Macon, Ga.	46	.....	26	10	.....	.....	.....	.....	.....	.....	.....	.....
10 Highland College for Women, Highland Park, Ill.	b13	.....	.....	.....	.....	.....	.....	.....	.....	.....	.....	.....
11 Illinois Female College, Jacksonville, Ill.	16	.....	.....	.....	.....	.....	9	7	.....	.....	.....	.....
12 St. Mary's School, Knoxville, Ill.	3	.....	3	.....	.....	.....	.....	.....	.....	.....	.....	.....
13 Immaculate Conception Academy, Davenport, Iowa.	a6	.....	.....	.....	.....	.....	.....	.....	.....	.....	.....	.....
14 College of the Sisters of Bethany, Topeka, Kans.	.....	d1	.....	.....	.....	.....	.....	.....	.....	.....	.....	.....
15 Clinton College, Clinton, Ky.	2	.....	2	.....	.....	.....	.....	.....	.....	.....	.....	.....
16 Franklin Female College, Franklin, Ky.	a9	.....	.....	.....	.....	.....	.....	.....	.....	.....	.....	.....
17 Liberty Female College, Glasgow, Ky.	4	.....	4	.....	.....	.....	.....	.....	.....	.....	.....	.....
18 Hamilton Female College, Lexington, Ky.	a20	.....	.....	.....	.....	.....	.....	.....	.....	.....	.....	.....
19 Lexington Female College, Lexington, Ky.	6	.....	6	.....	.....	.....	.....	.....	.....	.....	.....	.....
20 Millersburg Female College, Millersburg, Ky.	17	.....	.....	3	.....	.....	.....	14	.....	.....	.....	.....
21 Paducah Female College, Paducah, Ky.	5	.....	.....	4	.....	.....	.....	1	.....	.....	.....	.....
22 Logan Female College, Russellville, Ky.	2	.....	.....	.....	.....	.....	.....	2	.....	.....	.....	.....
23 Shelbyville Female College, Shelbyville, Ky.	6	.....	6	.....	.....	.....	.....	.....	.....	.....	.....	.....
24 Stanford Female College, Stanford, Ky.	10	.....	4	.....	.....	.....	.....	6	.....	.....	.....	.....
25 Cedar Bluff Female College, Woodburn, Ky.	3	.....	.....	1	.....	.....	.....	1	.....	.....	1	.....
26 Silliman Female Collegiate Institute, Clinton, La.	3	.....	.....	.....	.....	.....	.....	3	.....	.....	.....	.....
27 Mansfield Female College, Mansfield, La.	2	.....	.....	2	.....	.....	.....	7	.....	.....	.....	.....
28 Maine Wesleyan Seminary and Female College, Kent's Hill, Me.	7	.....	2	5	.....	.....	.....	.....	.....	.....	.....	.....
29 Baltimore Female College, Baltimore, Md.	9	.....	2	1	.....	.....	.....	6	.....	.....	.....	.....
30 Frederick Female Seminary, Frederick, Md.	9	.....	.....	4	.....	.....	.....	5	.....	.....	.....	.....
31 Bennett Seminary, Minneapolis, Minn.	a2	.....	.....	.....	.....	.....	.....	.....	.....	.....	.....	.....
32 Whitworth Female College, Brookhaven, Miss.	25	.....	.....	4	.....	.....	.....	21	.....	.....	.....	.....
33 Franklin Female College, Holly Springs, Miss.	8	.....	.....	8	.....	.....	.....	.....	.....	.....	.....	.....
34 Meridian Female College, Meridian, Miss.	2	.....	.....	.....	.....	.....	.....	2	.....	.....	.....	.....
35 Union Female College, Oxford, Miss.	11	.....	.....	6	.....	.....	.....	5	.....	.....	.....	.....
36 Chickasaw Female College, Pontotoc, Miss.	a6	.....	.....	.....	.....	.....	.....	.....	.....	.....	.....	.....
37 Lee Female College, Summit, Miss.	4	.....	.....	.....	.....	.....	4	.....	.....	.....	.....	.....
38 Stephens Female College, Columbia, Mo.	10	.....	10	.....	.....	.....	.....	.....	.....	.....	.....	.....
39 Fulton Synodical Female College, Fulton, Mo.	5	.....	.....	.....	.....	.....	.....	.....	.....	.....	5	.....
40 Independence Female College, Independence, Mo.	4	.....	.....	4	.....	.....	.....	.....	.....	.....	.....	.....
41 St. Louis Seminary, Jennings, Mo.	1	.....	.....	1	.....	.....	.....	.....	.....	.....	.....	.....
42 Baptist Female College, Lexington, Mo.	9	.....	.....	9	.....	.....	.....	.....	.....	.....	.....	.....
43 Central Female College, Lexington, Mo.	7	.....	.....	.....	.....	.....	.....	7	.....	.....	.....	.....
44 Elizabeth Ann Female Seminary, Lexington, Mo.	1	.....	.....	.....	.....	.....	.....	.....	.....	.....	1	.....

a With the degree of "full graduate."  
 b These are laurate degrees.  
 c Degrees not specified.

d The degree of D. D.  
 e Three are "graduate in science and literature," and six are "full graduate."

TABLE XV.—PART 2.—Degrees conferred in 1878 by schools, &amp;c.—Continued.

	Institutions and locations.	All degrees.											
		In course.	Honorary.	A. B.	A. M.	B. L. A.	R. L.	M. L. A.	M. E. L.	M. Ph.	M. P. L.	B. Sc.	M. A. Mus.
	1	2	3	4	5	6	7	8	9	10	11	12	13
45	Clay Seminary, Liberty, Mo. ....	4		4									
46	St. Joseph Female College, St. Joseph, Mo. ....	6						6					
47	New Hampshire Conference Seminary and Female College, Tilton, N. H. ....	8						4	4				
48	Tilden Ladies' Seminary, West Lebanon, N. H. ....	28											
49	Bordentown Female College, Bordentown, N. J. ....	6							6				
50	Pennington Seminary and Female Collegiate Institute, Pennington, N. J. ....	14							14				
51	Greensboro' Female College, Greensboro', N. C. ....	12			12								
52	Chowan Baptist Female Institute, Murfreesboro', N. C. ....	23											
53	Thomasville Female College, Thomasville, N. C. ....	6		4			2						
54	Cincinnati Wesleyan College, Cincinnati, Ohio. ....	23		16	2							5	
55	Glendale Female College, Glendale, Ohio. ....	7		7									
56	Irving Female College, Mechanicsburg, Pa. ....	4		3					1				
57	Pittsburgh Female College, Pittsburgh, Pa. ....	10		2				1	4				3
58	Bristol Female College, Bristol, Tenn. ....	23											
59	Brownsville Female College, Brownsville, Tenn. ....	24			3								
60	Wesleyan Female College, Brownsville, Tenn. ....	24							2				
61	Tennessee Female College, Franklin, Tenn. ....	24											
62	Memphis Conference Female Institute, Jackson, Tenn. ....	18			2				16				
63	Cumberland Female College, McMinnville, Tenn. ....	5			5								
64	Murfreesboro' Female Institute, Murfreesboro', Tenn. ....	5			5								
65	Soule Female College, Murfreesboro', Tenn. ....	5			5								
66	W. E. Ward's Seminary for Young Ladies, Nashville, Tenn. ....	42			42								
67	Mary Sharp College, Winchester, Tenn. ....	20		19	1								
68	Young Ladies' School, Southwestern University, Georgetown, Tex. ....	22											
69	Baylor Female College, Independence, Tex. ....	7			7								
70	Waco Female College, Waco, Tex. ....	6							6				
71	Vermont Methodist Seminary and Female College, Montpelier, Vt. ....	2						1	1				
72	Martha Washington College, Abingdon, Va. ....	11		10								1	
73	Hollins Institute, Botetourt Springs, Va. ....	23											
74	Roanoke Female College, Danville, Va. ....	24											
75	Marion Female College, Marion, Va. ....	25											
76	Southern Female College, Petersburg, Va. ....	21											
77	Richmond Female Institute, Richmond, Va. ....	6			3				3				
78	Broadus Female College, Clarkburg, W. Va. ....	3		22					21				
79	Milwaukee College, Milwaukee, Wis. ....	12			12								

a Degrees not specified.

b With the degree of "full graduate."

c Includes 1 B. E.

d Includes 2 "graduate in French."

e "English graduate."

TABLE XVI.—Statistics of additional public libraries numbering each 300 volumes or upwards for 1878; from replies to inquiries by the United States Bureau of Education.

[Explanations of abbreviations: Sch., school; Soc'l, social; Med., medical; Hist., historical; Pub., public; Y. M. C. A., Young Men's Christian Association; Mis., miscellaneous.]

1	Name.	Location.	Librarian or secretary.	When founded.	Free or subscription.	Class.	Number of volumes.	Volumes added during last library year.	Volumes issued during last library year.	Fund and income.		Yearly expenditures.	
										Amount of permanent fund.	Total yearly income from all sources.	Books, periodicals, and binding.	Salaries and incidental.
1	Enfauia Library Society.....	Enfauia, Ala.....	William R. Cobb.....	1878	Sub.....	Soc'l.....	884	1,470	1,470	\$0	\$987	\$531	\$250
2	Byron Library.....	Byron, Ill.....	James C. Woodburn.....	1877	Sub.....	Mis.....	325	110	110	250	.....	.....	.....
3	Decatur Free Public Library.....	Decatur, Ill.....	Richard L. Evans.....	1875	Free.....	Pub.....	3,578	560	32,823	.....	2,114	858	1,256
4	Yates City School and Public Library.....	Yates City, Ill.....	W. L. Steele.....	1878	Sub.....	{ Sch. } { Pub. }	388	388	1,099	0	54	47	6
5	Abbot Public Library.....	Marblehead, Mass.....	Mary G. Brown.....	1878	Free.....	Pub.....	4,510	39,737	15,000	1,168	1,716	(200)	1,298
6	Public Library.....	Merrimac, Mass.....	George E. Ricker.....	1876	Free.....	Pub.....	2,500	125	16,500	0	300	.....	.....
7	Jackson State Prison.....	Jackson, Miss.....	Marion Smith, supt.....	1844	.....	Mis.....	300	.....	.....	.....	.....	.....	.....
8	Vineand Public Library.....	Vineand, N. J.....	J. B. Duffey.....	1876	Sub.....	Pub.....	1,768	79	.....	.....	.....	.....	.....
9	Free Reading Room and Library.....	New York, N. Y. (61 Park street).....	Rev. John Campbell.....	1869	Free.....	Mis.....	1,900	100	.....	6	.....	.....	600
10	Library of the American Chemical Society.....	New York, N. Y.....	E. Waller, Ph. D.....	1877	(a)	Soc'l.....	365	.....	.....	.....	.....	.....	.....
11	Library of the Chapin Home.....	New York, N. Y.....	A. E. Wise, matron of home.....	.....	.....	Mis.....	415	.....	.....	.....	.....	.....	.....
12	Somers Library.....	Somers, N. Y.....	Margaret Patterson.....	1875	Sub.....	Soc'l.....	398	74	800	73	87	16	.....
13	Woodstock Library Association.....	Woodstock, Ohio.....	L. C. Herrick, M. D.....	1874	Sub.....	Mis.....	320	74	1,064	0	154	96	87
14	Library of Western Pennsylvania Hospital.....	Dixmont, Pa.....	J. A. Bead, M. D., superintendent.....	.....	Free.....	Mis.....	800	.....	.....	.....	.....	.....	.....
15	Library of Franklin Lodge No. 3, A. O. U. W.....	Franklin, Pa.....	John A. McGiffin.....	1874	Free.....	.....	545	52	766	0	0	16	9
16	Dauphin County Historical Society Lunatic Hospital.....	Harrisburg, Pa.....	John R. Linn, A. M., and Wm. H. Eggle, M. A., M. D.....	1867	Free.....	Hist.....	.....	602	.....	.....	.....	.....	.....
17	Libraries of Pennsylvania State Hospital.....	Harrisburg, Pa.....	John Curwen.....	.....	.....	{ Med. } { Mis. }	84,200	.....	.....	.....	.....	.....	.....

<sup>a</sup> Free to members of the American Chemical Society.

<sup>b</sup> Seven hundred volumes are in the medical library.

TABLE XVI.—Statistics of additional public libraries numbering each 300 volumes or upwards for 1878, &c.—Continued.

Name.	Location.	Librarian or secretary.	When founded.	Free or subscription.	Class.	Number of volumes.	Volumes added during last library year.	Volumes issued during last library year.	Amount of permanent fund.	Total yearly income from all sources.	Yearly income from books, periodicals, and binding.
1	2	3	4	5	6	7	8	9	10	11	12
Pennsylvania Institution for Feeble-Minded Children. <sup>a</sup>	Media, Pa.	Miss Carrie J. Wetherbee.	1869	.....	.....	1,100	.....	61,560	\$0	.....	.....
Newport Historical Society	Newport, R. I.	James Eddy Meaurio	1863	Sub.	Hist.	500	.....	1,662	.....	.....	.....
Hope Library	Solitude, R. I.	Abner O. Hill	1877	Free	Mis.	420	.....	1,662	.....	.....	.....
Florence Library Association.	Florence, R. I.	Robert O. Hall	1878	Sub.	Mis.	1,627	607	2,600	0	\$285	.....
Crystal Lodge No. 75, I. O. G. T.	Neesah, Wis.	W. B. M. Torrey	1871	Free	.....	411	1	850	.....	.....	.....

<sup>a</sup> There are two libraries connected with this institution: Children's Library and House Library.

<sup>b</sup> For Children's Library only.

List of libraries reporting themselves as too small to enter the above classification.

Name.	Location.	Name.	Location.
Cloverdale Library Association	Cloverdale, Md.	Lambertville Library	Lambertville, Mich.
Rockton Library	Rockton, Ill.	St. Patrick's Library Association	Jersey City Heights, N. J.
Salem Library Association	Salem, Ill.	Library of Floral Society	Vineland, N. J.
Manhattan Institute	Manhattan, Kans.	Sonyea Shaker Library	Sonyea, N. Y.
Baltimore Chapter, American Institute of Architects.	Baltimore, Md.	Historical and Geographical Society	Toledo, Ohio.
Library of Social Turnversta	Detroit, Mich.		

Congress Library.  
Blairsville Y. M. C. A. Library.  
Home Library.  
Y. M. C. A. Library.  
Fox Lake Library.  
West Virginia Historical Society.  
National College of Pharmacy.

Van Wert, Blairsville, New Enterprise, Marion, S. W. Fox Lake, Morgantown, Washington.

TABLE XVII.—Statistics of schools and asylums for feeble-minded children for 1878; from replies to inquiries by the United States Bureau of Education.

STATISTICAL TABLES.

NOTE.—\* signifies that the branches indicated are taught.

Name.	Location.	Date of establishment.	Superintendent.	Number of instructors		Number of inmates.		Branches taught.										Income.	Expenditure.
				Male.	Female.	Male.	Female.	Object lessons.	Reading.	Writing.	Arithmetic.	Geography.	Grammar.	Drawing.	Singing.	Number dismissed improved since opening.			
1 Connecticut School for Imbeciles				5	4	8	8	9	10	11	12	13	14	15	16	17	18	19	
2 Illinois Asylum for Feeble-Minded Children	Lakeville, Conn.	1868	H. M. Knight, M. D.	14	85	99	85	4	x	x	x	x	x	x	x	x	\$14,975	\$14,975	
3	Lincoln, Ill.	1865	Charles T. Wilbur, M. A., M. D.	56	191	247	231	5	x	x	x	x	x	x	x	x	58,000	(c)	
4 Iowa State Asylum for Feeble-Minded Children	Glenwood, Iowa.	1876	O. W. Archibald, M. D.	22	70	92	90	180	d	x	x	x	x	x	x	x	41,300	61,300	
5 Kentucky Institute for Educating and Training Feeble-Minded Children	Frankfort, Ky.	1860	J. Q. A. Stewart, M. D.	23	67	90	60	127	x	x	x	x	x	x	x	x	26,000	26,000	
6 Private Institution for the Education of Feeble-Minded Youth	Barre, Mass.	1848	George Brown, M. D.	40	53	93	21	74	x	x	x	x	x	x	x	x	85,680	85,680	
7 Massachusetts School for Idiots and Feeble-Minded Youth	Boston, Mass.	1848	Edward Jarvis, M. D.	20	49	69	41	60	x	x	x	x	x	x	x	x	18,000	18,000	
8 Hillside School for Backward and Feeble-Minded Youth	772 Eighth St., Fayville, Mass.	1870	Medames Knight and Green.	8	6	14	1	7	f	x	x	x	x	x	x	12	.....	.....	
9 Idiot Asylum, Randall's Island*	New York, N. Y.	1868	Mary C. Dunphy.	4	88	92	61	149	x	x	x	x	x	x	(g)	53	.....	.....	
10 New York Asylum for Idiots	Syracuse, N. Y.	1861	Henry E. Wilbur, M. D.	56	148	204	119	207	x	x	x	x	x	x	x	x	46,810	77,967	
11 Ohio Institution for the Education of Imbecile Youth.	Columbus, Ohio	1867	G. A. Dorem, M. D.	100	863	963	269	512	.....	.....	.....	.....	.....	.....	.....	.....	261	94,964	78,670
12 Pennsylvania Training School for Feeble-Minded Children.	Media, Pa.	1862	Isaac N. Kertin, M. D.	68	195	263	114	309	(h)	x	x	x	x	x	x	x	458	50,191	53,922

\* From Report of the Commissioner of Education for 1877.  
 a Articulation is also taught.  
 b Sewing, callisthenics, and vocal music are also taught.  
 c About \$200 per capita.  
 d Kindergarten instruction and callisthenic exercises are also given.  
 e Income and expenditure a month.  
 f Painting, callisthenics, and free sewing are also taught.  
 g Also mat making for boys and sewing for girls.  
 h Farming, domestic work, and industrial trades are also taught.

TABLE XVIII.—Statistics of institutions for the deaf and dumb for 1878; from replies to inquiries by the United States Bureau of Education.

Name.	Location.	Year of foundation.	Under what control.	Principal.	Instructors.		Number under instruction during the year.		
					Total number.	Number of semi-mutes.	Total.	Males.	Females.
1	Alabama Institution for the Deaf and Dumb and the Blind.	1800	State	J. H. Johnson, M. D.	6	7	8	9	10
2	Arkansas Deaf-Mute Institute.	1868	State	H. C. Hammond	3	0	55	30	25
3	Institution for the Deaf and Dumb and the Blind.	1860	State	Warring Wilkinson, M. A.	3	0	47	27	20
4	Institute for the Education of the Mute and Blind.	1874	State	James P. Ralston.	2	1	163	97	66
5	American Asylum for the Education of the Deaf and Dumb.	1816	Ed of directors	Job Williams	16	1	28	13	16
6	Whipple's Home School for Deaf-Mutes.	1869	Private	Zerah C. Whipple	3	0	15	12	3
7	Georgia Institution for the Deaf and Dumb.	1846	Ed of trustees	W. O. Connor	4	2	73	37	36
8	Chicago Day School for Deaf-Mutes.	1874	Ed of educat'n	Rev. P. A. Emery, M. A., D. D.	2	1	27	23	5
9	Illinois Institution for the Education of the Deaf and Dumb.	1839	State	Philip G. Gillett, LL. D.	21	63	516	299	217
10	Indiana Institution for Educating the Deaf and Dumb.	1844	State	Thomas MacIntire, Ph. D.	17	4	370	220	150
11	Iowa Institution for the Deaf and Dumb.	1855	State	Moses Folsom, superintendent.	8	54	143	81	62
12	Kansas Institution for the Education of the Deaf and Dumb.	1866	State	G. L. Wyckoff, acting superintendent.	5	0	109	55	54
13	Kentucky Institution for the Deaf and Dumb.	1823	State	David C. Dudley, Jr.	5	1	90	45	45
14	Louisiana Institution for the Education of the Deaf and Dumb.	1853	Trustees	John A. McWhorter, A. M.	5	0	40	24	16
15	Portland Day School for the Deaf.	1876	City	Miss Ellen L. Barton	3	0	13	5	7
16	Institution for the Colored Blind and Deaf-Mutes.	1872	Broadway, Baltimore, Md.	F. D. Morrison	3	1	17	10	7
17	Mr. Knapp's School.	1877	Frederick, Md.	Frederick Knapp	3	.....	16	10	6
18	Maryland Institution for the Education of the Deaf and Dumb.	1867	State	Charles W. Ely, M. A.	3	.....	110	71	39

STATISTICAL TABLES.

	1909	1899	School board..	Miss Sarah Fuller .....	8	0	82	37	45
19	Horace Mann School for the Deaf.	Boston, Mass. (63 Warren- ton st.)	School board..	Miss Sarah Fuller .....	8	0	82	37	45
20	Clarke Institution for Deaf-Mutes	Northampton, Mass.	Pvt. corporat'n	Harriet B. Rogers.....	9	1	91	45	46
21	Michigan Institution for the Deaf and Dumb and the Blind.	Flint, Mich.	State	J. W. Parker.....	d11	2	263	106	98
22	German Lutheran Asylum for the Education of the Deaf and Dumb and the Blind.	Norris, Mich.	State	Rev. G. Speckhard.....	2	3	84	23	12
23	Minnesota Institution for the Education of the Deaf and Dumb and the Blind.	Fairbault, Minn.	State	J. L. Noyes, A. M., superintendent..	6	3	108	72	36
24	Mississippi Institution for the Deaf and Dumb.	Jackson, Miss.	State	Charles H. Talbot.....	3	1	63	31	31
25	Missouri Institution for the Education of the Deaf and Dumb.	Fulton, Mo.	State	William D. Kerr, A. M.....	11	2	280	127	103
26	St. Louis Day School.	St. Louis, Mo.	State	J. A. Gillespie.....	4	0	68	30	26
27	Nebraska Institute for the Deaf and Dumb.	Omaha, Neb.	State	Mrs. A. M. Kelsey.....	1	1	58	1	2
28	Cayuga Lake Academy.	Aurora, N. Y.	State	Mr. A. M. Kelsey.....	1	1	58	1	2
29	Le Contreux St. Mary's Institution for Education of Deaf-Mutes.	Buffalo, N. Y. (125 Edward st.)	Suzerain St. Joseph.	Sr. Mary Anne Burke.....	10	.....	182	78	56
30	St. Joseph's Institute for Improved Instruction of Deaf-Mutes.	Fortbham, N. Y.	Directors	Madame Victoline Boucher .....	15	1	192	68	124
31	Institution for the Improved Instruction of Deaf-Mutes.	New York, N. Y. (1511 Broadway)	Trustees	David Greenberger.....	12	0	117	65	52
32	Institution for the Instruction of the Deaf and Dumb.*	New York, N. Y. (Stadion St.)	Directors	Isaac Lewis Peet, LL. D.....	20	4	507	310	197
33	Western New York Institution for Deaf-Mutes.*	Rochester, N. Y.	Trustees	Z. F. Westervelt.....	7	0	83	65	38
34	Central New York Institution for Deaf-Mutes	Rome, N. Y.	Trustees	Edward Beverly Nelson, A. B.....	8	4	131	70	56
35	North Carolina Institution for the Deaf and Dumb and the Blind.	Raleigh, N. C.	Directors	Hezekiah A. Grudger.....	d15	2	156	79	67
36	Cincinnati Day School for Deaf-Mutes	Cincinnati, Ohio	B'd of educat'n	R. F. McGregor.....	2	2	36	21	15
37	Ohio Institution for the Education of the Deaf and Dumb.	Columbus, Ohio.	State	G. O. Fay, M. A.....	25	4	917	293	224
38	Oregon Institution for Deaf and Dumb.*	Salem, Ore.	State	Rev. F. S. Knight.....	3	1	28	15	13
39	Eric Day School	Eric, Pa.	School board.	Miss Mary Welsh.....	.....	.....	.....	.....	.....
40	Pennsylvania Institution for the Deaf and Dumb.	Philadelphia, Pa.	Directors	Joshua Foster.....	20	1	378	221	167
41	Western Pennsylvania Institution for the Instruction of the Deaf and Dumb.	Turle Creek, Pa.	State	James H. Logan, M. A.....	7	2	84	54	30
42	School for the Deaf.	Providence, R. I.	State	Joseph W. Homer.....	3	.....	10	(10)	.....
43	South Carolina Institution for the Education of the Deaf and Dumb and the Blind.	Cedar Spring, S. C.	State	N. F. Walker.....	64	.....	441	.....	.....
44	Tennessee School for Deaf and Dumb.	Knoxville, Tenn.	Trustees	Joseph H. Janna, A. B.....	6	0	108	68	40
45	Texas Institution for the Education of the Deaf and Dumb.	Austin, Tex.	State	Henry E. McCulloch, snpt.....	4,	1	68	43	25
46	Virginia Institution for the Deaf and Dumb and the Blind.	Staunton, Va.	State	Charles D. McCoy.....	9	1	102	60	43
47	West Virginia Institution for the Deaf and Dumb and the Blind.	Romney, W. Va.	Regents	J. C. Covell.....	5	1	66	39	27

<sup>d</sup> For both departments.  
<sup>e</sup> For two years.

<sup>b</sup> Two of these are nutes.  
<sup>c</sup> These statistics are from a return for 1876, the latest information received from this institution.

\* From Report of the Commissioner of Education for 1877.  
† These are deaf-mutes.

TABLE XVIII.—Statistics of institutions for the deaf and dumb for 1878, &c.—Continued.

Name.	Location.	Year of foundation.	Under what control.	Principal.	Instructors.		Number under instruction during the year.		
					Total number.	Number of semi-mutes.	Total	Males	Females
1	2	3	4	5	6	7	8	9	10
Wisconsin Institute for the Deaf and Dumb.....	Delavan, Wis.....	1832	State.....	W. H. DeMotte, LL. D.....	10	3	180	104	76
49 Wisconsin Phonological Institute for Deaf-Mutes.....	Milwaukee, Wis.....	1878	Directors.....	Prof. Adam Stekner.....	4	0	20	12	8
50 St. John's Catholic Institution.....	St. Francis Station, Wis.....	1876	Directors.....	Rev. Theo. Brenner.....	3	0	55	35	20
51 Columbian Institution for the Deaf and Dumb.....	Washington, D. C.....	1887	Corporate.....	E. M. Gallaudet, Ph. D., LL. D., pres't	8	0	117	106	11
52 National Deaf-Mute College.....	Washington, D. C.....	1884	National.....	E. M. Gallaudet, Ph. D., LL. D., pres't	11	4	117	106	11

• See Table IX.



NOTE.—x indicates an affirmative answer and also the branches taught.

Name.	Average number of years spent in institution by pupils.	Total number who have received instruction.	Number of graduates who have become teachers.	Branches taught.						Library.				Property, income, &c.					
				Arithmetic.	Common English.	Natural philosophy.	Physiology.	Chemistry.	Number of volumes.	Increase in the last school year.	Number of acres of land owned by institution.	Value of grounds, buildings, and apparatus.	State appropriation for the last year.	Income for the year from tuition fees.	Expenditure for the year.				
	11	12	13	14	15	16	17	18	19	20	21	22	23	24	25	26	27	28	29
1 Alabama Institution for the Deaf and Dumb and the Blind.	5	141	2	.....	x	.....	.....	.....	x	0	0	0	500	.....	97	\$440,000	\$15,000	\$0	\$13,000
2 Arkansas Deaf-Mute Institute.	3½	185	1	.....	x	.....	x	.....	x	0	0	0	100	25	92	35,000	84,000	0	\$19,155
3 Institution for the Deaf and Dumb and the Blind.	3	201	3	d	x	x	.....	.....	x	0	0	0	.....	.....	130	\$250,000	\$98,000	1,060	\$42,848
4 Institute for the Education of the Mute and Blind.	3	83	0	e	x	.....	.....	.....	0	0	0	0	60	45	13	12,000	7,000	0	6,500
5 American Asylum for the Education of the Deaf and Dumb.	5½	1,270	183	.....	x	.....	.....	.....	0	0	x	0	2,300	.....	28	250,000	.....	.....	\$2,743.
6 Whipple's Home School for Deaf-Mutes.	.....	44	0	x	.....	.....	.....	.....	0	0	0	0	.....	.....	37	30,000	12,000	4,000	15,000
7 Georgia Institution for the Deaf and Dumb.	.....	285	4	.....	x	.....	.....	.....	0	0	0	0	1,000	.....	43	30,000	12,000	0	15,000
8 Chicago Day School for Deaf-Mutes.	.....	58	.....	f	.....	.....	.....	.....	0	0	x	0	3,000	300	46	360,000	79,000	.....	70,000
9 Illinois Institution for the Education of the Deaf and Dumb.	6-7	1,270	.....	.....	x	.....	.....	.....	x	x	x	x	3,200	100	108	498,180	61,000	0	62,995
10 Indiana Institution for Educating the Deaf and Dumb.	6½	211	.....	.....	x	.....	.....	.....	x	0	0	0	.....	.....	90	100,000	\$25,000	.....	16,150
11 Iowa Institution for the Deaf and Dumb.	7	516	2	.....	x	.....	.....	.....	x	0	0	0	900	80	90	100,000	\$25,000	.....	16,150
12 Kansas Institution for the Education of the Deaf and Dumb.	4	207	1	.....	x	.....	.....	.....	x	0	0	0	150	0	178	41,627	16,150	0	.....
13 Kentucky Institution for the Deaf and Dumb.	6	688	12	.....	x	x	x	x	x	x	x	x	1,200	30	60	125,000	20,000	0	.....
14 Louisiana Institution for the Education of the Deaf and Dumb.	5	218	4	.....	f	x	x	x	0	0	0	0	1,300	0	10	225,000	15,000	0	8,000
15 Portland Day School for the Deaf.	8	22	0	.....	x	.....	.....	.....	0	0	0	0	0	0	0	.....	1,225	490	1,500
16 Institution for the Colored Blind and Deaf-Mutes.	.....	14	0	.....	x	.....	.....	.....	0	0	0	0	0	0	0	.....	20,000	.....	.....

g Also \$40,000 for building.  
 h These statistics are from a return for 1875, the latest information received from this institution.  
 i From Report of the Commissioner of Education for 1877.  
 j For both departments.  
 k For salaries and \$150 per capita for subsistence.  
 l For two years ending September 30, 1878.  
 m Algebra, geometry, and trigonometry are also taught.  
 n Printing and drawing are also taught.  
 o Drawing is taught.

TABLE XVIII.—Statistics of institutions for the deaf and dumb for 1878, &c.—Continued

NOTE.—x indicates an affirmative answer and also the branches taught.

Name.	Average number of years spent in institution by pupils.	Total number who have received instruction.	Number of graduates who have become teachers.	Branches taught.							Library.		Property, income, &c.								
				Articulation.	Common English.	Natural philosophy.	Physiology.	Chemistry.	Is agriculture taught?	Has the institution a chemical laboratory?	Has the institution a philosophical cabinet and apparatus?	Has the institution a museum of natural history?	Number of volumes.	Increase in the last school year.	Number of acres of land owned by institution.	Value of grounds, buildings, and apparatus.	State appropriation for the last year.	Income for the year from tuition fees.	Expenditure for the year.		
1	11	12	13	14	15	16	17	18	19	20	21	22	23	24	25	26	27	28	29		
Mr. Knapp's School, Maryland Institution for the Education of the Deaf and Dumb.	4	210	8	x	x										2,000		\$250,000	\$25,000	\$175	\$23,632	
Horace Mann School for the Deaf.		157	0	x	x	x								684	11	90,000	14,250	8,095		25,548	
Clarke Institution for Deaf-Mutes.		168	0	x	x	x								31,200	57	248,134	243,500			643,579	
Michigan Institution for the Deaf and Dumb and the Blind.		6675		x	x	x										13,000				1,574	
German Lutheran Asylum.	44	212	2	x										850	25	275,000	21,000	0		20,898	
Minnesota Institution for the Education of the Deaf and Dumb and the Blind.		5	1	x	x									280	150	50,000	15,000	105		14,500	
Mississippi Institution for the Deaf and Dumb.	5	598	5	x	x									600	0	105,000	40,500	0		82,711	
Missouri Institution for the Education of the Deaf and Dumb.*																					
St. Louis Day School.	5	90	0	x										488	100	36,000	18,000	0		8,890	
Nebraska Institute for the Deaf and Dumb.	12	13												2,789		13,000					
Cayuga Lake Academy.														250		48,000	23,200	1,499		80,622	
Le Contoux St. Mary's Institution for Education of Deaf-Mutes.	6			x	x											1					
St. Joseph's Institute for Improved Instruction of Deaf-Mutes.	204			x	x									300		105,450	7,760				
Institution for the Improved Instruction of Deaf-Mutes.	54	189	0	x	x									483	22	0	\$10,000			31,254	
Institution for the Instruction of the Deaf and Dumb.*	8	2,689	72	x	x	x								3,420	150	500,000	88,646	663,427		150,504	
Western New York Institution for Deaf-Mutes*.	51			x												(A)	(A)	48,099	16,083		17,407



	Name.	Location.	Year of foundation.	Superintendent.	Belonging to State or corporation.	Number of instructors and other employes.
	1	2	3	4	5	6
1	Alabama Institution for the Deaf and Dumb and the Blind.	Talladega, Ala..	1866	J. H. Johnson .....	State.....	2
2	Arkansas Institute for the Blind.	Little Rock, Ark.	1859	Otis Patten .....	State.....	13
3	Institution for the Deaf and Dumb and the Blind.	Berkeley, Cal. ....	1860	Warring Wilkin- son, M. A.	State.....	8
4	Institute for the Education of the Mute and Blind. <i>d</i>	Colorado Springs, Colo.	1876	J. P. Ralstin.....	State.....	.....
5	Georgia Academy for the Blind..	Macon, Ga. ....	1852	W. D. Williams, A. M.	State.....	6
6	Illinois Institution for the Educa- tion of the Blind.	Jacksonville, Ill.	1849	F. W. Phillips, M. D.	State.....	24
7	Indiana Institute for the Educa- tion of the Blind.	Indianapolis, Ind	1847	Wm. H. Church- man.	State.....	30
8	Iowa College for the Blind .....	Vinton, Iowa....	1853	Rev. Robert Caro- thers.	State.....	28
9	Kansas Institution for the Educa- tion of the Blind.	Wyandotte, Kans	1867	Geo. H. Miller.....	State.....	12
10	Kentucky Institution for the Educa- tion of the Blind.	Louisville, Ky...	1842	R. B. Huntoon....	State.....	25
11	Louisiana Institution for Educa- tion of the Blind and the Indus- trial Home for the Blind.	Baton Rouge, La.	1871	P. Lane .....	State.....	5
12	Institution for the Colored Blind and Deaf-Mutes. <i>a</i>	Baltimore, Md. . .	1872	Frederick D. Mor- rison.	Corporation .	8
13	Maryland Institution for the In- struction of the Blind.	Baltimore, Md. . .	1853	Frederick D. Mor- rison.	Corporation .	9
14	Perkins Institution and Massachu- setts School for the Blind.	Boston, Mass. ....	1829	M. Anagnos.....	Corporation .	74
15	Michigan Institution for the Educa- tion of the Deaf and Dumb and the Blind.	Flint, Mich. ....	1854	J. W. Parker.....	State.....	211
16	Minnesota Institution for the Educa- tion of the Deaf and Dumb and the Blind.	Fairbault, Minn.	1865	J. J. Dow, principal	State.....	9
17	Mississippi Asylum for the Blind.	Jackson, Miss. . .	1852	W. S. Langley....	State.....	.....
18	Missouri Institution for the Educa- tion of the Blind. <i>a</i>	St. Louis, Mo. ....	1850	James McWork- man, M. D.	State.....	7
19	Nebraska Institution for the Blind.	Nebraska City, Nebr.	1875	J. B. Parmelee....	State.....	9
20	New York State Institution for the Blind.	Batavia, N. Y. . .	1868	Rev. A. D. Wilbor, D. D.	State.....	40
21	New York Institution for the Blind. <i>a</i>	New York, N. Y.	1831	Wm. B. Wait.....	Corporation .	61
22	North Carolina Institution for the Deaf and Dumb and the Blind.	Raleigh, N. C. ....	1849	Hezekiah A. Gud- ger.	State.....	(a)
23	Ohio Institution for the Educa- tion of the Blind.	Columbus, Ohio .	1837	G. L. Smead, M. A.	State.....	56
24	Oregon Institute for the Blind . .	Salem, Oreg. ....	1872	Mrs. J. C. Dawne, A. M.	State.....	2
25	Pennsylvania Institution for the Instruction of the Blind.	Philadelphia, Pa.	1833	William Chapin, A. M.	Corporation .	38
26	South Carolina Institution for the Education of the Deaf and Dumb and the Blind.	Cedar Spring, S. C.	1849	N. F. Walker.....	State.....	24
27	Tennessee School for the Blind ..	Nashville, Tenn.	1846	J. M. Sturtevant..	State and cor- poration.	15
28	Texas Institution of Learning for the Blind.	Austin, Tex. ....	1858	Frank Ratney....	State.....	11
29	Virginia Institution for the Deaf and Dumb and the Blind.	Staunton, Va. ....	1839	Charles D. McCoy.	State.....	7
30	West Virginia Institution for the Deaf and Dumb and the Blind.	Romney, W. Va. . .	1870	J. C. Covell.....	State.....	2
31	Wisconsin Institution for the Educa- tion of the Blind.	Janesville, Wis..	1850	Mrs. Sarah F. C. Little, M. A.	State.....	21

*a* From Report of the Commissioner of Education for 1877.

*b* See Table XVIII.

*c* Music is taught.

*c* For both departments.

*d* Department for the blind not yet opened.

*e* Includes value of furniture.

*f* Basket making is also taught.

plies to inquiries by the United States Bureau of Education.

signifies none; .... indicates no answer.

and work in.	Number of pupils.		Employments taught.					Library.		Property, income, &c.						
	8	9	10	11	12	13	14	15	16	17	18	19	20	21		22
	Number of pupils.	Number of pupils admitted since opening.	Broom making.	Cane seating.	Fancy work.	Mattress making.	Piano tuning.	Sewing.	Number of volumes.	Increase in the last school year.	Value of grounds, buildings, and apparatus.	Amount of State or municipal appropriation for the last year.	Receipts from other States and individuals for the last year.	Total receipts for the last year.	Total expenditure for the last year.	
0	11	30	....	x	....	x	....	....	50	20	(a)	(a)	.....	.....	(a)	1
5	32	130	x	x	x	x	....	x	600	....	\$30,000	\$11,000	\$778	\$9,991	\$10,021	2
0	27	95	(b)	....	....	....	....	....	....	....	(a)	(a)	0	\$36,000	(a)	3
4	58	182	x	x	....	x	....	x	600	100	80,000	13,500	125	10,250	9,802	4
123	598	598	x	x	x	....	x	x	993	....	129,193	29,750	31,505	....	29,670	5
3	110	596	x	x	x	....	x	x	1,838	....	\$330,000	30,000	....	32,800	31,465	6
8	110	400	f x	x	x	x	....	x	600	....	285,000	24,468	540	27,071	24,134	7
2	47	116	x	(g)	....	....	....	....	147	42	30,000	10,240	0	10,240	10,200	8
7	89	402	x	x	x	x	....	x	1,200	150	90,000	19,920	....	28,966	18,715	9
3	28	45	x	x	....	x	x	x	100	5	\$1,000	10,000	857	8,046	7,958	10
2	14	29	x	....	....	....	....	x	21	4	(a)	(a)	\$800	\$8,800	(a)	11
3	52	210	x	....	....	x	....	x	264	81	255,000	12,825	5,120	17,655	22,659	12
3	123	960	x	x	x	x	x	x	2,540	140	299,654	30,000	16,670	66,123	65,440	13
47	....	....	f v	....	....	....	....	....	(a)	(a)	(a)	(a)	....	....	(a)	14
2	21	42	....	x	x	....	....	x	360	23	25,000	6,000	0	....	....	15
2	103	....	x	x	x	x	....	x	....	....	100,000	21,000	0	....	....	16
2	23	35	x	x	x	....	x	x	100	100	18,000	8,700	....	8,700	3,836	17
4	189	425	x	....	x	....	x	x	1,183	74	332,250	40,000	6,263	46,263	47,690	18
9	197	1,268	....	x	x	x	x	x	600	....	359,702	50,321	7,952	198,276	191,871	19
107	....	....	x	x	....	x	....	....	(a)	(a)	(a)	(a)	....	....	(a)	20
0	178	1,000	x	x	x	x	....	x	....	....	500,000	....	....	....	40,553	21
12	18	....	....	....	x	....	....	x	400	20	\$500	2,000	....	2,000	2,000	22
9	200	1,006	f x	x	x	x	....	....	650	150	200,000	43,500	6,033	63,844	57,690	23
1	641	2200	....	....	....	....	....	....	....	....	....	(a)	....	....	....	24
7	52	221	x	x	x	x	x	x	1,431	....	88,400	14,500	9	14,511	15,641	25
0	69	....	k x	x	x	....	....	x	....	....	40,060	19,080	0	19,060	18,769	26
2	35	232	x	x	....	x	....	....	(a)	....	(a)	(a)	....	\$36,232	(a)	27
1	21	48	x	....	....	x	....	....	100	....	(a)	(a)	(a)	....	(a)	28
2	90	278	l x	x	x	....	....	x	1,050	90	155,000	18,500	....	19,017	18,573	29

g Brush and hat making are also taught.  
 A Value of apparatus.  
 i For two years.

f Basket making and carpet weaving are also taught.  
 k Telegraphy is also taught.  
 l Carpet weaving is also taught.

TABLE XX.—Statistics of reform schools for 1876;

	Name.	Location.	Date of establishment.	Control.
	1	2	3	4
1	Connecticut Industrial School for Girls....	Middletown, Conn.....	1870	Private, aided by State
2	State Reform School.....	West Meriden, Conn.....	1854	State
3	Chicago Industrial and Reform School.....	Chicago, Ill.....	1863	Roman Catholic.
4	House of the Good Shepherd.....	Chicago, Ill.....	1859	Roman Catholic.
5	Illinois State Reform School.....	Pontiac, Ill.....	1871	State
6	Illinois Industrial School for Girls.....	South Evanston, Ill.....	1877	Municipal
7	House of the Good Shepherd.....	Indianapolis, Ind.....	1873	Sisters of the Good Shepherd.
8	Indiana Reformatory Institution for Women and Girls.....	Indianapolis, Ind.....	1873	State
9	House of Refuge.....	Plainfield, Ind.....	1868	State
10	Iowa Reform School*.....	Eldora, Iowa.....	1868	State
11	Girls' department of the Iowa Reform School.....	Mt. Pleasant, Iowa.....	1873	State
12	House of Refuge.....	Louisville, Ky.....	1865	Municipal
13	St. Alphonsus' House of Mercy.....	New Orleans, La.....		Roman Catholic.
14	Maine State Reform School.....	Portland, Me.....	1850	State
15	House of Refuge.....	Baltimore, Md.....	1855	State, municipal, and private.
16	House of Reformation and Instruction for Colored Children.*	Cheltenham, Md.....	1872	State and municipal
17	Maryland Industrial School for Girls.....	Orange Grove, Md.....	1866	Directors
18	House of Industry.....	Boston, Mass.....		Municipal
19	House of Reformation*.....	Boston, Mass.....	1859	Municipal
20	Marcella Street Home.....	Boston, Mass.....	1877	Municipal
21	Penitent Female's Refuge.....	Boston, Mass.....	1819	
22	Truant School*.....	Boston, Mass.....	1877	Municipal
23	Truant School.....	Cambridge, Mass.....		Municipal
24	State Industrial School for Girls.....	Lancaster, Mass.....	1855	State
25	Lawrence Industrial School.....	Lawrence, Mass.....	1873	Municipal
26	House of Reformation for Juvenile Offenders.....	Lowell, Mass.....	1844	Municipal
27	State Primary School.....	Monson, Mass.....	1854	State
28	Plummer Farm School.....	Salem, Mass.....	1870	Private
29	Truant School.....	Springfield, Mass.....		Municipal
30	State Reform School.....	Westborough, Mass.....	1848	State
31	Worcester Truant Reform School.....	Worcester, Mass.....	1863	Municipal
32	Detroit House of Correction.....	Detroit, Mich.....	1860	Municipal
33	State House of Correction.....	Ionia, Mich.....	1877	State
34	State Reform School.....	Lansing, Mich.....	1856	State
35	Minnesota State Reform School.....	St. Paul, Minn.....	1868	State
36	House of Refuge.....	St. Louis, Mo.....	1854	Municipal
37	State Reform School.....	Manchester, N. H.....	1854	State
38	St. Francis Catholic Protectory.....	Denville, N. J.....		
39	New Jersey State Reform School.....	Jamesburg, N. J.....	1867	State
40	State Industrial School for Girls.....	Trenton, N. J.....	1871	State
41	House of Shelter.....	Albany, N. Y.....	1868	
42	Catholic Protectory for Boys.....	Buffalo, N. Y.....	1866	Private
43	Catholic Protectory for Girls.....	Buffalo, N. Y.....		Roman Catholic.
44	New York State Reformatory.....	Elmira, N. Y.....	1876	State
45	Association for Befriending Children and Young Girls.....	New York, N. Y. (136 Second avenue). New York, N. Y.....	1870	Private
46	Isaac T. Hopper Home (Women's Prison Association)*.....	New York, N. Y.....	1845	State
47	New York House of Refuge.....	New York, N. Y. (Randall's Island). New York, N. Y.....	1825	State
48	New York Magdalen Benevolent Society.....	New York, N. Y.....	1827	
49	Western House of Refuge*.....	Rochester, N. Y.....	1849	State

\* From return for 1877.

from replies to inquiries by the United States Bureau of Education.

Superintendent.	Number of teachers, officers, and assistants.		Conditions of commitment.	
	Male.	Female.	Age.	Other conditions.
5	6	7	8	9
Charles H. Bond .....	1	16	5-16	Truancy, vagrancy, and danger of habitual immorality.
George E. Howe .....	11	7	Under 16	Truancy, vagrancy, and any offense amenable to law, except murder.
Brother Albion				
Mother Mary of the Na-	0	33	5 and over	Unruly conduct.
tivity, superior.				
F. D. Scouler, M. D. ....	14	5	10-16	Crime only.
Eliza M. Miller .....	1	3	3-18	Commitment by county or need of protection.
Mother Mary of St.	12	15 and over	15 and over	Commitment by the female city court for drunken-
Anselm, superioress.				ness or prostitution.
Sarah J. Smith .....		6	6-16	Incorrigibility, danger of ruin, theft, need of a home, &c.
James O'Brien .....	18	12	7-18	Vagrancy, incorrigibility, and petty crime.
E. H. Winans .....	7	8	5-16	
E. D. Lowelling .....	2	5	6-16	Must be sound in mind and body.
P. Caldwell .....	12	8	6-16	
Mother Mary Anstia				
Carroll .....				
Ben Wentworth .....	7	9	8-16	Any offense amenable to law except murder in the first degree.
Robert J. Kirkwood .....	16	4	6-18	Placed in care of the institution until 21 years of age.
Ben. John W. Horn .....	13	3	7-16	Vagrancy and incorrigibility.
John W. Cornelius .....	1	2	10-18	Vagrancy, immorality, &c.
Ray C. Underwood .....	9	2	6-16	Consent of directors.
Ray C. Underwood .....			5-14	Sent by directors of public institutions or held on sentences imposed by courts.
Hollis M. Blackstone .....		5	14-25	
Miss Mary Webb .....		4	6-16	
Ray C. Underwood .....		1	Average 10	Truancy.
William E. Hough, war-				
den .....				
F. Porter Brown .....	2	11	7-17	None.
E. F. Bishop .....	1	3	8-15	Need of industrial training.
Lorenzo Phelps .....	1		7-16	
Rev. J. H. Bradford .....	26	19	3-16	Petty crime, homelessness, or indigence.
Charles A. Johnson .....	2	3	10-16	Commitment by parents for ungovernable conduct and the payment of \$3 a week.
Justin S. Pease, master			Average 11	Truancy.
Rev. Luther H. Sheldon	31	17	7-17	
Benjamin F. Parkhurst.	0	1	5-14	Committed for truancy only.
Joseph Nicholson .....	25	5		
	3			
Frank M. Howe .....	10	8	10-16	
Rev. J. G. Riheldoffer .....	3	5	Under 17	Commitment by courts for incorrigibility and crime.
John D. Shaffar .....	15	7	3-16	Being abandoned, destitute, guilty of crime or misdemeanor, or incorrigible.
				Commitment for crime.
John C. Ray .....	5	5	8-17	
Bro. Ignatius, superior.	12		5-17	
James H. Eastman .....	20	12	8-16	None.
Harriet F. Perry, madron		4	7-16	For all offenses except murder and manslaughter.
Mrs. E. H. Jones .....	0	2		Need of reformation.
Bro. Thomas F. Hines .....		14		
Mother Mary of St.				
Dominic, superioress.				
W. R. Brockway .....	30	0	16-30	Commitment by courts for the first act of felony.
Mrs. Mary C. D. Starr,		6		In need of reformation; received on voluntary ap-
president .....				plication.
Licia Pearson .....		3		A desire to reform.
Israel C. Jones .....	38	29	Under 16	Crime, vagrancy, and disorderly conduct.
M. F. Fellows, first di-				
rectress .....				
Levi S. Fulton .....	28	14	8-16	Offenses against the laws of the State.

Name.	Location.	Date of establishment.	Control.
1	2	3	4
50 New York Catholic Protectors .....	Westchester, N. Y. ....	1833	State and municipal ..
51 Cincinnati House of Refuge .....	Cincinnati, Ohio .....	1849	Municipal .....
52 Good Shepherd Reform School .....	Cincinnati, Ohio .....		.....
53 Protectors for Boys .....	Cincinnati, Ohio .....		Franciscan Brothers ..
54 Girls' Industrial Home .....	Delaware, Ohio .....	1839	State .....
55 State Reform School for Boys .....	Leicester, Ohio .....	1837	State .....
56 House of Refuge and Correction .....	Toledo, Ohio .....	1875	Municipal .....
57 Reform School .....	Portland, Oreg .....		.....
58 State Reform School .....	Leicester, Pa .....		.....
59 Pennsylvania Reform School .....	Morgantown, Pa .....	1855	State .....
60 House of Refuge (colored department) .....	Philadelphia, Pa .....	1830	State and municipal ..
61 House of Refuge (white department) .....	Philadelphia, Pa .....	1828	State and municipal ..
62 Providence Reform School .....	Providence, R. I .....	1850	Municipal .....
63 Woman's Mission Home .....	Nashville, Tenn .....	1874	Board of managers ..
64 Galveston Reformatory .....	Galveston, Tex .....		.....
65 Vermont Reform School .....	Vermont, Vt .....	1865	State .....
66 Wisconsin Industrial School for Girls .....	Milwaukee, Wis .....	1875	Board of managers ..
67 Wisconsin Industrial School for Boys .....	Waukegan, Wis .....	1880	State .....
68 Reform School .....	Washington, D. C .....	1869	United States .....



*schools for 1878, &c.—Continued.*

Superintendent.	Number of teachers, officers, and assistants.		Conditions of commitment.	
	Male.	Female.	Age.	Other conditions.
5	6	7	8	9
Brother Adrian and Sister M. Ambrosia.	55	36	7-14	Intrusted by parents or guardians.
Jno. D. Minor	15	9	6-16	Vagrancy, incorrigibility, theft, &c.
R. Hills, M. D.	14	10	7-16	Lawlessness; upon the warrant of the governor, a boy under 18 may be sent from the penitentiary. Must be sound in body and mind.
G. S. Imms	14	10	10-16	
Charles Douglass	3	2	10-16	Sound in mind and body, and legal commitment by court or magistrate.
G. A. Shallenberger	25	13	6-21	
J. Hood Lavery	4	8	7-16	Larceny, vagrancy, truancy, and incorrigibility. Admitted at the option of the trustees at \$2 a week. Need of reformation.
W. Alex. Bulkley	10	14	7-16	
Martin L. Eldridge	9	12	Under 18	
Miss Mary Smith				Committed by parents or guardians. Truants, vagrants, and beggars, those in danger of falling into vice or immorality, or those who have committed any offense punishable by fine or imprisonment.
William G. Fairbank	6	7	10-16	
Mary E. Rockwell		4	Boys under 10; girls under 16.	None.
S. J. M. Putnam	23	20	10-16	
Samuel C. Mullin	12	9	7-16	Incorrigibility and law breaking.

TABLE XX. — Statistics of reform

NOTE.— x indicates

Name.	Number committed during the year.	Number discharged during the year.	Present inmates.							Both parents dead.
			Sex.		Race.		Nativity.			
			Male.	Female.	White.	Colored.	Native.	Foreign.		
1	10	11	12	13	14	15	16	17	18	
1 Connecticut Industrial School for Girls.	63	52	.....	180	117	13	113	12	4	
2 State Reform School	143	140	359	.....	245	14	.....	.....	.....	
3 Chicago Industrial and Reform School			145	.....	.....	.....	.....	.....	.....	
4 House of the Good Shepherd	0			281	275	6	28	253	.....	
5 Illinois State Reform School	a172	a154	192	.....	175	17	163	30	b21	
6 Illinois Industrial School for Girls	21	19	.....	39	38	1	37	3	.....	
7 House of the Good Shepherd	176	176	.....	25	.....	.....	.....	.....	28	
8 Indiana Reformatory Institution for Women and Girls.	52	54	.....	150	141	9	145	5	64	
9 House of Refuge.	145	110	339	0	300	39	.....	.....	.....	
10 Iowa Reform School*	66	50	140	.....	123	14	136	4	11	
11 Girls' department of the Iowa Reform School.	26	9	.....	65	58	7	43	23	8	
12 House of Refuge.	101	101	168	85	160	34	180	14	34	
13 St. Alphonsus' House of Mercy										
14 Maine State Reform School	32	38	141	0	137	4	.....	.....	.....	
15 House of Refuge.	67	118	230	.....	230	.....	223	7	5	
16 House of Reformation and Instruction for Colored Children.*	96	77	208	.....	.....	208	208	.....	12	
17 Maryland Industrial School for Girls.	41	44	0	22	23	0	20	2	19	
18 House of Industry										
19 House of Reformation*	99	198	149	32	175	6	131	50	13	
20 Marcella Street Home	32	59	134	.....	.....	.....	.....	.....	.....	
21 Penitentiary Female's Refuge.				23	23	.....	20	3	9	
22 Truant School*	111	70	129	0	123	6	119	10	12	
23 Truant School.	30	47	23	6	.....	.....	.....	.....	.....	
24 State Industrial School for Girls	37	41	0	77	73	5	67	10	.....	
25 Lawrence Industrial School.	11	14	27	.....	26	1	3	25	2	
26 House of Reformation for Juvenile Offenders.	60	69	105	2	107	0	91	18	6	
27 State Primary School	250	229	245	141	458	23	437	49	.....	
28 Plummer Farm School	16	13	28	0	27	1	28	0	2	
29 Truant School	14	17	9	.....	.....	.....	.....	.....	.....	
30 State Reform School	136	141	321	.....	300	21	310	326	6	
31 Worcester Truant Reform School.	9	14	.....	0	.....	0	.....	.....	0	
32 Detroit House of Correction	2,272	2,251	554	141	52,075	3,190	31,305	3,957	31,616	
33 State House of Correction			250	.....	.....	.....	.....	.....	.....	
34 State Reform School	166	101	327	.....	291	36	.....	.....	42	
35 Minnesota State Reform School.	43	39	101	8	98	3	103	6	10	
36 House of Refuge.	145	152	188	75	209	54	135	10	30	
37 State Reform School	40	33	93	15	108	.....	90	13	.....	
38 St. Francis Catholic Protectory			39	.....	39	.....	38	1	16	
39 New Jersey State Reform School	101	94	277	0	249	23	230	13	7	
40 State Industrial School for Girls	22	4	0	37	31	6	36	1	6	
41 House of Shelter			0	24	24	0	13	11	13	
42 Catholic Protectory for Boys			124	.....	.....	.....	.....	.....	.....	
43 Catholic Protectory for Girls				21	.....	.....	.....	.....	.....	
44 New York State Reformatory	188	47	437	0	429	8	371	66	69	
45 Association for Befriending Children and Young Girls.	995	91	.....	95	94	1	61	44	33	
46 Isaac T. Hopper Home (Women's Prison Association).*	462	332	.....	50	.....	.....	.....	.....	46	
47 New York House of Refuge	750	795	752	151	841	62	75	550	.....	
48 New York Magdalen Benevolent Society.			0	60	50	1	8	53	15	
49 Western House of Refuge*	328	290	448	84	500	30	460	70	17	
50 New York Catholic Protectory	1,028	1,158	1,409	705	2,110	4	2,005	109	210	
51 Cincinnati House of Refuge	112	162	154	48	3100	312	323	389	13	
52 Good Shepherd Reform School										
53 Protectory for Boys.			200	.....	.....	.....	.....	.....	.....	

\* From a return for 1877.

a During two years.

b Of those committed during the year.

c Also 7 Indiana.

d Also 10 unknown.

e Languages are also taught.

*schools for 1878, &c.—Continued.*  
*the studies taught.*

Present inmates.						Studies.															
Parents illiterate.	Illiterate when committed.		Number could read only when committed.	Number could read and write when committed.	Number taught to read.	Number taught to write.	Reading, writing, and spelling.	Arithmetic.	Algebra.	Bookkeeping.	Geometry.	Geography.	Grammar.	History.	Philosophy.	Botany.	Physiology.	Drawing.	Music, vocal.		
	Native parent-age.	Foreign born percentage.																			
19	20	21	22	23	24	25	26	27	28	29	30	31	32	33	34	35	36	37	38		
54	18	20	46	46	21	56	x	x				x	x	x					x	1	
			68	185	6	68	x	x	x	x		x	x	x					x	2	
					49	49	x	x	x	x	x	x	x	x					x	3	
236	(a52)		a16	41	52	126	x	x	x	x	x	x	x	x					x	4	
15	6	4	14	23	14	13	x	x	x	x	x	x	x	x					x	5	
	6	6			2	2	x	x	x	x	x	x	x	x					x	6	
	62		51	47	12	40	x	x	x	x	x	x	x	x					x	7	
																					8
		0	60	80	60	60	x	x	x	x	x	x	x	x						9	
			19	34	10	16	x	x	x	x	x	x	x							10	
126	86	12	74	31	83	104	x	x			x	x	x							11	
																					12
																					13
	77		38	115			x	x	x	x	x	x	x							14	
208	54		25	12	121	121	x	x	x	x	x	x	x						x	15	
	16																			x	16
							x	x													17
30	5	12	14	167	12	10	x	x	x	x	x	x	x	x						18	
																					19
					23	23	x	x	x	x	x	x	x	x						x	20
40	9		115		12	30	x	x	x	x	x	x	x	x						21	
																					22
	5	2	15	58	7	15	x	x	x	x	x	x	x	x						23	
21	10	10	10	7	10	8	x	x	x	x	x	x	x	x						24	
71	10	12	25	32	3	25	x	x	x	x	x	x	x	x						25	
																					26
			186	125																	27
7			8	20	6	8	x	x	x	x	x	x	x				x		x	28	
																					29
	12		25																		30
	0	0																			31
b387	b136	b251	b217	b1,068	b206	b178	e x	x		x	x	x	x	x					x	32	
																					33
			109	196	131	109	x	x	x	x	x	x	x	x						34	
			9	34	6	6	x	x	x	x	x	x	x	x						35	
230	30	50	60	123	60	95	x	x	x	x	x	x	x	x					x	36	
			20	88		24	x	x	x	x	x	x	x	x						37	
					35	35	x	x	x	x	x	x	x	x						38	
																					39
		12		10	5	5	x	x	x	x	x	x	x	x						40	
					15	15	x	x	x	x	x	x	x	x			x			41	
																					42
	68	3	29	327																	43
34	7	9	46	20	24	24	x	x	x		x	f x								44	
																					45
	b8	b80																			46
	(b184)	b353	b213	b285								x	x								47
				42																	48
																					49
	(400)		254	211	232	190	x	x				x	x	x	x					50	
				150			x	x				x	x	x							51
																					52
																					53

f Also phonography.  
 g Number received during the year.

h Also phonography and mensuration.

TABLE XX.—Statistics of reform.

Zero— = indicates

Name.	Number committed during the year.	Number discharged during the year.	Present inmates.							Both parents dead.
			Sex.		Race.		Nativity.			
			Male.	Female.	White.	Colored.	Native.	Foreign.		
1	10	11	12	13	14	15	16	17	18	
54. Girls' Industrial Home.....				208						
55. State Reform School for Boys.....	282	282	497	0	440	57	448	0	77	
56. House of Refuge and Correction.....	96	82	137	0	158	4	293	25	6	
57. Reform School.....										
58. State Reform School.....										
59. Pennsylvania Reform School.....	163	114	252	45	263	34	379	18	9	
60. House of Refuge (colored department).....	97	59	121	42	0	173	173	1	17	
61. House of Refuge (white department).....	253	241	323	94	417	0	622	628	21	
62. Providence Reform School.....	119	128	191	40	208	23	317	14		
63. Woman's Mission Home.....			6	11	17		17			
64. Galveston Reformatory.....										
65. Vermont Reform School.....	34	56	102	20	118	4	32	99		
66. Wisconsin Industrial School for Girls.....	17	8	7	38	41	2	13	31		
67. Wisconsin Industrial School for Boys.....	151	104	527	0	519	8	438	92	61	
68. Reform School.....	67	52	174	0						

a Of those committed

*schools for 1878, &c.—Continued.*  
the studies taught.

Present inmates.				Studies.																
Parents illiterate.	Illiterate when committed.		Number could read only when committed.	Number could read and write when committed.	Number taught to read.	Number taught to write.	Reading, writing, and spelling.	Arithmetic.	Algebra.	Bookkeeping.	Geometry.	Geography.	Grammar.	History.	Philosophy.	Botany.	Physiology.	Drawing.	Music, vocal.	
	Native parent- age.	Foreign born percentage.																		
19	20	21	22	23	24	25	26	27	28	29	30	31	32	33	34	35	36	37	38	
56	14	11	123	296	101	136	x x x	x x x	x			x x x	x x x	x x	x					54
153	67	61	223	628	12	49	x x x	x x x				x x x	x x x	x						55
	1	10	26	10	79	79	x x x	x x x				x		x						56
			49	60	78	56	x x x	x x x				x x x	x x x	x x						57
			14		2	11	x x	x x			x	x	x	x						58
	8	37	21	25	45	66	x x x	x x x	x		x	x	x	x				x		59
	(23)		60	24			x x x	x x x	x		x	x	x	x					x	60
																				61
																				62
																				63
																				64
																				65
																				66
																				67
																				68

during the year.

Industries.

Name.	Industries.												
	Baking.	Blacksmithing.	Broom making.	Brush making.	Cane seating.	Carpentry.	Chair making.	Dressmaking.	Farming.	Fruit canning.	Gardening.	Housework.	Knitting.
1	39	40	41	42	43	44	45	46	47	48	49	50	51
1 Connecticut Industrial School for Girls	.....	.....	.....	.....	.....	.....	.....	x	.....	.....	.....	x	.....
2 State Reform School	.....	.....	.....	.....	x	.....	.....	.....	x	.....	x	.....	.....
3 Chicago Industrial and Reform School	.....	.....	.....	.....	x	x	.....	.....	.....	.....	x	.....	.....
4 House of the Good Shepherd	.....	.....	.....	.....	.....	x	.....	.....	.....	.....	x	x	.....
5 Illinois State Reform School	x	.....	.....	.....	x	.....	.....	.....	x	.....	x	x	.....
6 Illinois Industrial School for Girls	.....	.....	.....	.....	x	.....	.....	.....	.....	.....	x	x	.....
7 House of the Good Shepherd	.....	.....	.....	.....	.....	.....	.....	.....	.....	.....	x	x	x
8 Indiana Reformatory Institution for Women and Girls.	.....	.....	.....	.....	x	.....	.....	.....	.....	.....	x	x	x
9 House of Refuge	.....	.....	.....	.....	x	.....	.....	.....	x	.....	.....	.....	.....
10 Iowa Reform School*	x	x	x	.....	.....	.....	.....	.....	x	.....	.....	.....	.....
11 Girls' department of the Iowa Reform School.	x	.....	.....	.....	.....	.....	.....	x	.....	x	.....	x	.....
12 House of Refuge	.....	.....	.....	.....	x	.....	.....	.....	x	.....	x	x	.....
13 St. Alphonsus' House of Mercy	.....	.....	.....	.....	x	.....	.....	.....	x	.....	x	x	.....
14 Maine State Reform School	x	.....	.....	.....	x	.....	.....	.....	x	.....	x	x	.....
15 House of Refuge	x	.....	(d)	.....	.....	.....	.....	.....	x	.....	x	x	.....
16 House of Reformation and Instruction for Colored Children.*	x	.....	.....	.....	.....	x	x	.....	x	.....	x	x	.....
17 Maryland Industrial School for Girls	.....	.....	.....	.....	.....	.....	.....	.....	.....	.....	.....	x	.....
18 House of Industry	.....	.....	.....	.....	.....	.....	.....	.....	.....	.....	.....	.....	.....
19 House of Reformation*	.....	.....	.....	.....	.....	.....	.....	.....	x	.....	.....	.....	.....
20 Marcella Street Home	.....	.....	.....	.....	.....	.....	.....	.....	.....	.....	.....	x	.....
21 Penitent Female's Refuge	.....	.....	.....	.....	.....	.....	.....	.....	.....	.....	.....	x	.....
22 Truant School*	.....	.....	.....	.....	.....	.....	.....	.....	.....	.....	.....	.....	.....
23 Truant School	.....	.....	.....	.....	.....	.....	.....	.....	.....	.....	.....	.....	.....
24 State Industrial School for Girls	.....	.....	.....	.....	.....	.....	.....	ex	.....	.....	.....	x	.....
25 Lawrence Industrial School	.....	.....	.....	.....	x	.....	.....	.....	.....	.....	x	x	.....
26 House of Reformation for Juvenile Offenders.	.....	.....	.....	.....	x	.....	.....	.....	.....	.....	x	x	.....
27 State Primary School	.....	.....	.....	.....	.....	.....	.....	.....	x	.....	x	x	.....
28 Plummer Farm School	.....	.....	.....	.....	x	.....	.....	.....	.....	.....	.....	.....	.....
29 Truant School	.....	.....	.....	.....	.....	.....	.....	.....	.....	.....	.....	.....	.....
30 State Reform School	.....	x	.....	.....	.....	gx	x	.....	x	.....	.....	.....	.....
31 Worcester Truant Reform School	.....	.....	.....	.....	.....	.....	.....	.....	x	.....	.....	.....	.....
32 Detroit House of Correction	.....	.....	.....	.....	.....	.....	.....	.....	.....	.....	.....	.....	.....
33 State House of Correction	.....	.....	.....	.....	.....	.....	.....	.....	.....	.....	.....	.....	.....
34 State Reform School	.....	.....	.....	.....	.....	.....	.....	.....	.....	.....	.....	.....	.....
35 Minnesota State Reform School	.....	.....	.....	.....	.....	.....	x	.....	.....	.....	x	x	.....
36 House of Refuge	x	.....	.....	.....	.....	.....	.....	.....	.....	.....	.....	.....	.....
37 State Reform School	.....	.....	.....	.....	x	.....	.....	.....	.....	.....	.....	x	.....
38 St. Francis Catholic Protectory	.....	.....	.....	.....	.....	.....	.....	.....	.....	.....	.....	.....	.....
39 New Jersey State Reform School	.....	x	.....	.....	.....	x	.....	.....	x	.....	x	x	.....
40 State Industrial School for Girls	.....	.....	.....	.....	.....	.....	.....	.....	.....	.....	.....	x	.....
41 House of Shelter	.....	.....	.....	.....	.....	.....	.....	.....	.....	.....	.....	x	.....
42 Catholic Protectory for Boys	.....	.....	x	.....	.....	.....	x	.....	.....	.....	.....	.....	.....
43 Catholic Protectory for Girls	.....	.....	.....	.....	.....	.....	.....	.....	.....	.....	.....	.....	.....
44 New York State Reformatory	.....	.....	fx	x	.....	.....	.....	.....	.....	.....	.....	.....	.....
45 Association for Befriending Children and Young Girls.	.....	.....	.....	.....	.....	.....	.....	.....	.....	.....	.....	x	.....
46 Isaac T. Hopper Home (Women's Prison Association).*	.....	.....	.....	.....	.....	.....	.....	.....	x	.....	.....	x	.....
47 New York House of Refuge	.....	.....	.....	.....	.....	.....	.....	.....	x	.....	x	x	.....
48 New York Magdalen Benevolent Society	.....	.....	.....	.....	.....	.....	.....	.....	.....	.....	.....	.....	.....
49 Western House of Refuge*	x	x	.....	.....	.....	x	x	.....	.....	.....	x	x	x
50 New York Catholic Protectory	x	x	.....	.....	x	x	.....	x	x	.....	.....	.....	(h)
51 Cincinnati House of Refuge	.....	.....	.....	.....	.....	.....	.....	.....	.....	.....	.....	x	.....
52 Good Shepherd Reform School	.....	.....	.....	.....	.....	.....	.....	.....	.....	.....	.....	x	.....

\* From a return for 1877.

e Total income.

b Engineering is taught.

c This does not include farm products.

d Also basket making.

e There is also a hostery establishment, in which 26 work six hours daily.

f Also cleaning silk by machinery.

g Also the manufacture of sleighs.

h Also the manufacture of many kinds of machinery.

*schools for 1878, &c.—Continued.*

*the industries taught.*

Industries.										Number committed since establishment.	Percentage of discharged known to be orderly, &c.	Library.		Average annual cost of each inmate.	Average annual earnings of each inmate.	Annual cost of institution.	Total annual earnings of institution.
Laundry work.	Miscary.	Paper-box making.	Printing.	Sewing.	Shirt making.	Shoemaking.	Shoe mending.	Tailoring.	Number of volumes.			Increase in the last school year.					
52	53	54	55	56	57	58	59	60	61	62	63	64	65	66	67	68	
*		*		*			*	*	835	75	1,800	25	\$187 20	\$25 00	\$21,602	\$3,000	1
				*			*	*	2,808	75	475	12	104 00				2
*				*			*	*	1,700		200				18,000	\$18,000	3
*				*			*	*	782	80	700	208	189 55	81 10	80,000	5,680	4
*				*			*	*	75		125	100					5
*				*			*	*	568	25			75 00	78 00	2,991	1,855	6
*				*			*	*	848	78		0	106 60			21,500	7
									1,128	75	200		100 00		38,000	5,000	9
*	(b)			*		*		*	572	70	400	0	120 00		\$17,975		10
									116	70	827		100 00				11
				*	*				1,024								12
*				*					1,584		1,400		112 00				13
				*					2,844	75	1,400		161 44	80 00	37,038	6,720	14
									408	87	300		100 00		31,213		15
*				*					250	75	150				3,500	1,300	16
			*								300	0	112 92				17
				*					1,800		400	20			23,152		18
				*					199		500	0	112 92	0	4,000	\$4,000	19
*				*					1,051	80	1,700	100	221 00	27 00	3,690	0	20
									77	70	550		176 29	44 95	4,936	1,268	21
									1,829	25	600	0	80 01		2,580		22
*				<i>f</i> *			*		3,569		350	223	108 56		64,300		23
									113	70	629	29	202 92	77 14	5,681	2,159	24
							*		5,805	70	2,500		201 54	21 88	1,900	6,756	25
									75						63,687	6,756	26
									19,789		2,000	160			62,458	81,622	27
							*		484								28
							*		1,996		2,742	400	83 75		26,500	3,577	29
*				*			*		394	80	800	0	109 00		2,500	4,600	30
				*			*		4,010		500		132 21	29 15	34,905	7,696	31
*				*			*		966	80	250	40	150 00	40 00	20,000	4,000	32
				*			*		240						2,291	\$2,244	33
*				*			*		862	75			92 27	86 17	25,347	9,936	34
*				*			*		110	80	212	0					35
*				*			*		450		400	250			2,623	\$3,455	36
																	37
									680	90	530	150	125 00		60,000		38
*				*					3,800	75	200	20	45 00	62 00	5,679	2,815	39
*				*					8,000		550				16,194	3,407	40
*				(k)			*		18,542	73	3,946	0	118 48	32 61	110,193	30,332	41
*				*			*		4,774	75	1,500	250			72,731	11,187	42
			*	*	*	*	*		14,250	80	1,674	150	{139 40}		206,712	12,903	43
			*	*	*	*	*		3,982	90	1,000	50	{120 71}		47,794	4,000	44
													180 00	30 00			45

*l* Also painting, cabinet making, the use of machinery, the manufacture of toys and tin-ware.

*j* Also the manufacture of hollow ware, including the moulder's trade.

*k* Manufacture of stockings and wire work are taught.

*l* Making socks and knitting by machine also taught.

TABLE XX.—*Statistics of reform*

NOTE.—x indicates

Name.	Industries.												
	Baking.	Blacksmithing.	Broom making.	Brush making.	Cane seating.	Carpentry.	Chair making.	Dressmaking.	Farming.	Fruit canning.	Gardening.	Housework.	Knitting.
1	39	40	41	42	43	44	45	46	47	48	49	50	51
53 Protectory for Boys.....													
54 Girls' Industrial Home.....					x			x					
55 State Reform School for Boys.....		x		x		x							
56 House of Refuge and Correction.....		x											
57 Reform School.....													
58 State Reform School.....													
59 Pennsylvania Reform School.....	x												
60 House of Refuge (colored department).....	(d)												
61 House of Refuge (white department).....				e x	x							x	x
62 Providence Reform School.....					x						x	x	
63 Woman's Mission Home.....	x												
64 Galveston Reformatory.....													
65 Vermont Reform School.....									x				
66 Wisconsin Industrial School for Girls.....									x	x	x	x	x
67 Wisconsin Industrial School for Boys.....	x		x						x	x	x	x	x
68 Reform School.....					x								

a Also gas making, telegraphy, painting, paper hanging, calcimining, and wagon making.

b Also engineering.

c Not including salaries.



*schools for 1878, &c.—Continued.*

the industries taught.

Industries.										Number committed since establishment.	Percentage of discharged known to be orderly, &c.	Library.		Average annual cost of each inmate.	Average annual earnings of each inmate.	Annual cost of institution.	Total annual earnings of institution.
Laundry work.	Masonry.	Paper-box making.	Printing.	Sewing.	Shirt making.	Shoemaking.	Shoe mending.	Tailoring.	Number of volumes.			Increase in the last school year.					
52	53	54	55	56	57	58	59	60	61	62	63	64	65	66	67	68	69
x						x		s x	3,117	90	1,000	250	\$141 08		\$30,756		53
								x	433				104 00	\$36 77	71,231	\$18,387	54
								x					180 00		20,000		55
								x									56
								x	3,547		400	194	118 00		629,388		57
								x	1,615	70	1,030	117 77		12 24	22,624	2,221	58
								x	10,784	70	1,300	800	180 00	12 00	68,000	12,000	59
								x	2,846	75	2,000	15	134 48	21 48	30,603	4,803	60
								x					84 95				61
								x	179		20				1,300	71,300	62
								x					117 00				63
								x	594	75	250			80 39	21,015	3,605	64
								x	187		100				4,569	75,187	65
								x	1,576	75	800				48,721	5,165	66
								x	552	66	400	385	157 27		25,163	1,354	67
														8 64			68

d Manufacture of toy watches and wicker work.

e Also basket making.

f Income from all sources.

TABLE XX.—Statistics of reform

NOTE.—x indicates

Name.	Industries.												
	Baking.	Blacksmithing.	Broom making.	Brush making.	Cane seating.	Carpentry.	Chair making.	Dressmaking.	Farming.	Fruit canning.	Gardening.	Housework.	Knitting.
1	39	40	41	42	43	44	45	46	47	48	49	50	51
53 Protectory for Boys.....													
54 Girls' Industrial Home.....					x			x				x	
55 State Reform School for Boys.....		x		x	x	x					x	x	
56 House of Refuge and Correction.....					x	x			b x		x	x	
57 Reform School.....												x	
58 State Reform School.....												x	
59 Pennsylvania Reform School.....		x										x	
60 House of Refuge (colored department).....	(d)											x	
61 House of Refuge (white department).....				e x	x							x	x
62 Providence Reform School.....					x						x	x	
63 Woman's Mission Home.....	x												
64 Galveston Reformatory.....													
65 Vermont Reform School.....					x				x			x	
66 Wisconsin Industrial School for Girls.....											x	x	x
67 Wisconsin Industrial School for Boys.....	x		x						x		x	x	x
68 Reform School.....					x				x		x		

a Also gas making, telegraphy, painting, paper hanging, calcimining, and wagon making.

b Also engineering.

c Not including salaries.

TABLE 11.—STATISTICS OF ORPHAN ASYLUMS, NURSERY HOMES, INFANT ASYLUMS, INDUSTRIAL SCHOOLS, AND MISCELLANEOUS CHARITIES FOR 1878; FROM REPLICAS TO INQUIRIES BY THE UNITED STATES BUREAU OF EDUCATION.

PART I.—STATISTICS OF ORPHAN ASYLUMS.

1 Name.	2 Location.	3 Year of incorporation.	4 Year of organization.	5 Superintendent.	6 Religious denomination.	7 Number of officers, teachers, and assistants.		9 Total number of inmates since foundation.
						Male.	Female.	
1 Church Home for Orphans	Mobile, Ala.	1864	1864	Sister Harriet C. D.	Episcopal	1	8	.....
2 Protestant Orphan Asylum	Mobile, Ala.	1839	1839	Mrs. Laura Ruggles	Presb.	1	8	.....
3 Orphans' Home of the Synod of Alabama	Tuskegee, Ala.	1864	1868	Rev. A. R. Holdery	Presb.	2	3	250
4 Sacramento Protestant Orphan Asylum	Sacramento, Cal.	1867	1867	Mrs. W. H. Hobby, secretary	Non-sect.	2	4	780
5 Pacific Hebrew Orphan Asylum	San Francisco, Cal.	1871	1871	Leo Klossner, secretary	Hebrew	4	2	80
6 Roman Catholic Orphan Asylum*	San Francisco (South), Cal.	1858	1858	Sister Frances McEnnis	R. C.	0	23	3,300
7 St. Boniface's Orphan Asylum	San Francisco, Cal.	0	1855	Rev. James Croke	R. C.	(6)	5	.....
8 St. Vincent's Male Orphan Asylum	San Rafael, Cal.	0	1855	Rev. James Croke	R. C.	15	5	.....
9 Good Templars' Home for Orphans	Vallejo, Cal.	1868	1870	Nehemiah Smith	Non-sect.	1	6	400
10 Bridgeport Protestant Orphan Asylum	Bridgeport, Conn.	1868	1868	Miss Lydia K. Ward, president	Non-sect.	1	3	140
11 Hartford Orphan Asylum	Hartford, Conn.	1833	1829	Rev. Thomas S. Polwin	Non-sect.	2	11	.....
12 New Haven Orphan Asylum	New Haven, Conn.	1833	1833	Mrs. Laura A. Kingsley	Evangel.	1	12	1,800
13 St. Francis Orphan Asylum	New Haven, Conn.	1864	1865	Sisters of Charity	R. C.	10	10	888
14 Orphans' Home, North Georgia Conference.	Decatur, Ga.	1871	1871	James L. Lupo	M. E.	1	3	65
15 Appleton Church Home	Macon, Ga.	1868	1870	Sister Margaret	M. E.	0	3	53
16 Orphans' Home of South Georgia Conference.	Macon, Ga.	1872	1873	Rev. L. H. Payne	M. E. So.	1	3	94
17 Episcopal Orphans' Home	Savannah, Ga.	1854	1853	Kato J. Davis	P. E.	2	3	.....
18 Union Society, Bethesda Orphan Home	Savannah, Ga.	1750	1740	A. V. Chaplin	Non-sect.	2	3	.....
19 St. Joseph's Orphanage	Washington, Ga.	1875	1869	Rev. Joseph F. Colbert	R. C.	1	7	66
20 Chicago Protestant Orphan Asylum	Chicago, Ill. (789 Michigan avenue).	1849	1849	Mrs. Harriet C. Bigelow	Non-sect.	2	2	2,878
21 Nursery and Half-Orphan Asylum	Chicago, Ill. (475 Bowling st.)	1860	1859	Mrs. H. J. Gowdy	Non-sect.	15	15	.....
22 St. Joseph's Orphan Asylum	Chicago, Ill.	1849	1849	Sister Mary Joseph	R. C.	13	4	180
23 United Orphan Asylum	Chicago, Ill.	1869	1869	G. Blankenhahn	Ev. Luth.	2	4	20
24 Asylum of St. Casimir for Polish Children	La Salle, Ill.	0	1878	Sr. Mary Monica	R. C.	0	2	280
25 Home for the Friendless	Peoria, Ill.	1876	1875	A. J. Hardin	Non-sect.	0	2	.....
26 German Protestant Orphan Asylum	Indianapolis, Ind.	1871	1871	W. C. Kraeuter	Non-sect.	3	4	100

\* From return for 1871.

Boys' House of Refuge .....	New Orleans, La .....	No information.
Girls' House of Refuge .....	New Orleans, La .....	No information.
City Almshouse School .....	Boston, Mass .....	No information.
Catholic Protectorate .....	St. Louis, Mo .....	See Table XXI, Part 1.
Newark City Home .....	Verona, N. J .....	No information.
Truant Home of the City of Brooklyn .....	Jamaica, N. Y .....	No information.
Evening School in Midnight Mission .....	New York, N. Y .....	Not educational.
Home for Fallen and Friendless Women .....	New York, N. Y .....	No longer educational.
House of Mercy .....	New York, N. Y .....	No longer educational.
House of the Good Shepherd .....	Tomkins Cove, N. Y .....	See Table XXI, Part 4.
Home of Refuge and Correction .....	Cleveland, Ohio .....	No information.
Sheltering Arms .....	Wilksburgh, Pa .....	No information.
House of Correction .....	Charleston, S. C .....	No information.

TABLE XXI.—Statistics of orphan asylums, soldiers' orphans' homes, infant asylums, industrial schools, and miscellaneous charities for 1878; from replies to inquiries by the United States Bureau of Education.

PART I.—STATISTICS OF ORPHAN ASYLUMS.

	1	2	3	4	5	6	Number of officers, teachers, and assistants.		8
							Male	Female	
Church Home for Orphans.....	Mobile, Ala.....	1864	1864	Sister Harriet, c. d.....	Episcopal.....	.....	.....	.....	.....
Protestant Orphan Asylum.....	Mobile, Ala.....	1839	1839	Mrs. Laura Ruggles.....	Prot.....	.....	.....	.....	.....
Orphans' Home of the Synod of Alabama.....	Tuskegee, Ala.....	1864	1868	Rev. A. R. Holderly.....	Presb.....	.....	.....	.....	.....
Sacramento Protestant Orphan Asylum.....	Sacramento, Cal.....	1867	1867	Mrs. W. H. Hobby, secretary.....	Non-sect.....	.....	.....	.....	.....
Pacific Hebrew Orphan Asylum and Home Society.....	San Francisco, Cal.....	1871	1871	Leo Ednesser, secretary.....	Hebrew.....	.....	.....	.....	.....
Roman Catholic Orphan Asylum.....	San Francisco (South), Cal.....	1858	1852	Sister Frances McEinnis.....	R. C.....	.....	.....	.....	.....
St. Boniface's Orphan Asylum.....	San Francisco, Cal.....	1865	1865	.....	R. C.....	.....	.....	.....	.....
St. Vincent's Male Orphan Asylum.....	San Rafael, Cal.....	0	1865	Rev. James Croko.....	R. C.....	.....	.....	.....	.....
Good Templars' Home for Orphans.....	Vallejo, Cal.....	1868	1870	Nehemiah Smith.....	Non-sect.....	.....	.....	.....	.....
Bridgeport Protestant Orphan Asylum.....	Bridgeport, Conn.....	1868	1868	Miss Lydia R. Ward, president.....	Non-sect.....	.....	.....	.....	.....
Hartford Orphan Asylum.....	Hartford, Conn.....	1833	1839	Rev. Thomas S. Potwin.....	Non-sect.....	.....	.....	.....	.....
New Haven Orphan Asylum.....	New Haven, Conn.....	1833	1853	Mrs. Laura A. Kingsley.....	Evangelical.....	.....	.....	.....	.....
Orphan's Home, North Georgia Conference.....	New Haven, Conn.....	1864	1865	Sisters of Charity.....	R. C.....	.....	.....	.....	.....
Appleton Church Home.....	Dacula, Ga.....	1868	1871	James L. Lupo.....	M. E.....	.....	.....	.....	.....
Orphan's Home of South Georgia Conference.....	Macon, Ga.....	1868	1870	Sister Margaret.....	P. E.....	.....	.....	.....	.....
Episcopal Orphans' Home.....	Macon, Ga.....	1872	1872	Rev. L. B. Payne.....	M. E. So.....	.....	.....	.....	.....
Union Society, Bethesda Orphan Home.....	Savannah, Ga.....	1854	1853	Kate J. Davis.....	P. E.....	.....	.....	.....	.....
St. Joseph's Orphanage.....	Washington, Ga.....	1750	1740	A. V. Chaplin.....	Non-sect.....	.....	.....	.....	.....
Chicago Protestant Orphan Asylum.....	Chicago, Ill. (789 Michigan avenue).....	1849	1869	Rev. Joseph F. Colbert.....	R. C.....	.....	.....	.....	.....
Nursery and Half-Orphan Asylum.....	Chicago, Ill. (175 Bowling st.).....	1860	1859	Mrs. H. J. Gowdy.....	Non-sect.....	.....	.....	.....	.....
St. Joseph's Orphan Asylum.....	Chicago, Ill.....	1849	1849	Sister Mary Joseph.....	R. C.....	.....	.....	.....	.....
Ulrich Orphan Asylum.....	Chicago, Ill.....	1869	1869	G. Blankenhahn.....	Ev. Luth.....	.....	.....	.....	.....
Asylum of St. Casimir for Polish Children.....	La Salle, Ill.....	1878	1878	St. Mary's Mission.....	R. C.....	.....	.....	.....	.....

Total number of inmates since foundation. 7 8 9  
 1 3 3 250 730 89 3,300  
 1 1 2 4 23 15 5 6 400 3 140 1,300 65 94 3 3 3 7 2 2,878  
 15 16 13 4

TABLE XXI.—PART 1.—Statistics of orphan asylums—Continued.

Name.	Location.	Year of incorporation.	Year of organization.	Superintendent.	Religious denomination.	Number of officers, teachers, and assistants.	
						Male.	Female.
1				5	6	7	8
Home for Friendless Colored Children	Indianapolis, Ind	1871	1871	Miss Sallie J. Burns	Friends	1	7
Indianapolis Orphans' Asylum	Indianapolis, Ind	1850	1855	Mrs. Hannah T. Hadley, president	Non-sect.	4	11
St. Joseph's Orphan Asylum and Industrial School	La Fayette, Ind	1877	1876	B. Hartmann	R. C.	1	9
St. Joseph's Asylum and Manual Labor School	Rensselaer, Ind	1867	1867	Rev. M. Zumbelle	R. C.	1	9
St. Vincent's Male Orphan Asylum	Vincennes, Ind	1850	1850	Rev. G. M. Gimzew	R. C.	1	9
German and English Asylum	Andrew, Iowa	1864	1863	Rev. J. B. Rembold	Ev. Luth.	2	3
Kansas Orphan Asylum	Leavenworth, Kans	1866	1866	Rev. J. B. McCleery	Non-sect.	1	8
St. Thomas Orphan Asylum	Barstow, Ky	1850	1850	Rev. Nicholas Ryan	Non-sect.	0	8
St. John's Orphan Asylum	Covington, Ky	1850	1871	Sister Hildegardus, O. S. B.	R. C.	0	6
Baptist Orphans' Home	Louisville, Ky (1st st, cor. St. Catherine)	1870	1869	Miss M. A. Hollingsworth, matron	Baptist	1	6
German Baptist Bethesda	Louisville, Ky (234 Clay st)	1873	1873	John Fred. Dohrmann	Baptist	1	3
German Protestant Orphan Asylum	Louisville, Ky (780 W. Jefferson street)	1852	1852	C. G. Leonhardt	Non-sect.	1	3
Masonic Widows' and Orphans' Home	Louisville, Ky	1867	1870	Dr. J. W. Robb	Non-sect.	1	6
Orphanage of the Good Shepherd	Louisville, Ky	1869	1869	Sister Susan, in charge	Episcopal	1	4
Presbyterian Orphans' Home Society of Louisville	Louisville, Ky	1849	1849	Mrs. Mount	Presb.	1	2
St. Joseph's Orphan Asylum	Louisville, Ky	1849	1849	Bernard Fritsch, secretary	R. C.	1	7
St. Vincent's Orphan Asylum	Louisville, Ky	1834	1834	Mother Catherine Spalding	R. C.	1	7
Kentucky Female Orphan School	Midway, Ky	1847	1849	Samuel P. Lucy	R. C.	2	2
Cleveland Orphan Institution	Versailles, Ky	1870	1875	Mrs. N. Edwards, matron	Christian	1	1
Orphans' Home Society	La. Teche, La	1845	1845	Mrs. J. S. Roberts	Methodist	2	2
Association for the Relief of Jewish Widows and Orphans	New Orleans, La.	1855	1854	N. J. Brunzel	Hebrew	2	2
Asylum for Destitute Orphan Boys	New Orleans, La.	1824	1824	George Burns	Episcopal	3	6
Half-Orphan Asylum	New Orleans, La. (7th district)	1867	1867	Sister Ernestine	R. C.	7	7
Louisiana Asylum	New Orleans, La. (cor. Tonti and Hospital streets)	1845	1867	Mrs. Cécile Roudanes	R. C.	0	15
Poydras Female Orphan Asylum	New Orleans, La.	1817	1817	Mrs. M. Sutherland, matron	Non-sect.	2	12
St. Joseph's German Orphan Asylum	New Orleans, La.	1854	1853	Sr. Mary Jacqueline, O. S. D.	R. C.	2	20
St. Mary's Catholic Orphan Boys' Asylum	New Orleans, La. (3d district)	1838	1835	Sister Mary of the Desert	R. C.	9	18

124	St. Mary's Orphan Asylum*.....	Canandaigua, N. Y.....	1855	1854	Sister M. Prudentia.....	R. C.....	3	200
125	St. Mary's Orphan Asylum.....	Clifton, N. Y. (Staten Isl'd).....	1870	1864	Rev. John Lewis.....	R. C.....	4	40
126	Orphan House of the Holy Saviour.....	Cooperstown, N. Y.....	1858	1858	Susan Fenimore Cooper.....	P. E.....	0	207
127	St. Mary's Orphan Asylum and School.....	Dunkirk, N. Y.....	.....	1858	Sister M. Apollonia Bonovian.....	R. C.....	1	800
128	St. Malachy's Home.....	East New York, N. Y.....	.....	1866	Mother M. de Chantal.....	R. C.....	14	800
129	Southern Tier Orphans' Home.....	Elmira, N. Y.....	1869	1866	Mrs. R. H. Close, matron.....	Non-sect.....	2	106
130	Hudson Orphan and Relief Association.....	Hudson, N. Y.....	.....	1840	Miss E. Jones, matron.....	Non-sect.....	2	106
131	Warburg Orphans' Farm School of the Evangelical Lutheran Church.....	Mt. Vernon, N. Y.....	1869	1860	Rev. G. C. Hollis.....	Lutheran.....	3	106
132	Asylum of St. Vincent de Paul.....	New York, N. Y. (215 West 39th street).....	.....	1838	L. B. Binesse, secretary.....	R. C.....	6	2,248
133	Colored Orphan Asylum.....	New York, N. Y. (143d st. and 10th avenue).....	1862	1837	Orville K. Hutchinson.....	Non-sect.....	8	900
134	Hebrew Orphan Asylum.....	New York, N. Y. (77th st. and 81 avenue).....	1878	1862	Herman Bear, Ph. D.....	Jewish.....	2	304
135	Ladies' Deborah Nursery and Child's Protectory.....	New York, N. Y. (95 East Broadway).....	1831	1843	Emanuel Cohen.....	Israelite.....	7	21
136	Leake and Watts Orphan House.....	New York, N. Y. (110th st. and 9th avenue).....	1807	1806	Rev. Richard Miles Hayden.....	Non-sect.....	3	2,295
137	Orphan Asylum Society of the City of New York.....	New York, N. Y. (W. 73d st. and Broadway).....	1839	1851	Geo. E. Dunlap.....	Non-sect.....	(11)	1,189
138	Orphans' Home and Asylum of the Protestant Episcopal Church.....	New York, N. Y. (49th st. cor. Lexington avenue).....	1862	1868	Mrs. Dutilh, first directress.....	P. E.....	18	1,189
139	Roman Catholic Orphan Asylum.....	New York, N. Y. (Madison avenue).....	1852	1826	Sister Clotilde.....	R. C.....	13	.....
140	Roman Catholic Orphan Asylum.....	New York, N. Y. (32 Prince street).....	1852	1826	Sister M. Paulien.....	R. C.....	20	.....
141	Roman Catholic Orphan Asylum.....	New York, N. Y. (5th ave.).....	1859	1859	Sister Borromeo.....	R. C.....	16	1,295
142	St. Joseph's Asylum in the City of New York.....	New York, N. Y. (Avenue A and 98th street).....	1875	1868	Sister Leander, superioress.....	R. C.....	12	700
143	St. Stephen's Home for Children.....	New York, N. Y. (145 East 28th street).....	1868	1867	Sister F. Xavier.....	R. C.....	1	550
144	Shepherd's Fold.....	New York, N. Y. (157 East 60th street).....	1857	1855	Rev. E. Cowley, secretary.....	P. E.....	19	3,728
145	The Society for the Relief of Half Orphan and Destitute Children.....	New York, N. Y. (67 West 10th street).....	1852	1853	Mrs. J. M. Campbell.....	Non-sect.....	2	.....
146	Oswego Orphan Asylum.....	Oswego, N. Y.....	1872	1871	Mrs. Wilcox.....	Non-sect.....	4	225
147	Roman Catholic Orphan Asylum.....	Peekskill, N. Y.....	1874	1874	Brother Elias.....	R. C.....	3	882
148	Children's Home.....	Peterboro, N. Y.....	1852	1857	Philemou Tucker.....	Protestant.....	2	105
149	Home for the Friendless of Northern New York.....	Plattsburgh, N. Y.....	1878	1877	Mrs. Moses Kent Platt, president.....	Non-sect.....	12	3,284
150	Poughkeepsie Orphan House and Home for the Friendless.....	Poughkeepsie, N. Y.....	1838	1863	J. M. Farrar.....	Protestant.....	8	1,073
151	Western New York Home for Homeless and Dependent Children.....	Randolph, N. Y.....	1838	1837	Charles Strong.....	Non-sect.....	10	2,500
152	Rochester Orphan Asylum.....	Rochester, N. Y.....	1863	1863	Mrs. H. P. Knight.....	Non-sect.....	11	618
153	St. Joseph's German Orphan Asylum.....	Rochester, N. Y.....	1864	1864	Sister Gabriela.....	R. C.....	15	.....
154	St. Mary's Orphan Boys' Asylum.....	Rochester, N. Y.....	1845	1841	M. Stanislaus.....	R. C.....	19	2,500
155	St. Patrick's Female Orphan Asylum.....	Rochester, N. Y.....	1860	1852	Sister Evangelist.....	R. C.....	11	.....
156	Onondaga County Orphan Asylum.....	Syracuse, N. Y.....	1860	1852	Mrs. H. M. Woods.....	Non-sect.....	11	.....
157	St. Vincent de Paul's Orphan Asylum.....	Syracuse, N. Y.....	1860	1852	Sister Anascaria Hoey.....	R. C.....	11	.....

\* Has four auxiliary societies, at Newark, New Brunswick, Bloomfield, and Morristown.

\* From returns for 1877.

TABLE XXI.—PART 1.—Statistics of orphan asylums.—Continued.

Name.	Location.	Year of incorporation.	Year of organization.	Superintendent.	Religious denomination.	Number of officers, teachers, and assistants.	
						Male.	Female.
<b>1</b>	<b>2</b>	<b>3</b>	<b>4</b>	<b>5</b>	<b>6</b>	<b>7</b>	<b>8</b>
St. Mary's Orphan Asylum.....	St. Louis, Mo.....	1843	1843	Sister Emily.....	R. C.....	10	5
St. Louis Protestant Orphan Asylum.....	Webster Groves, Mo.....	1841	1834	Mrs. R. H. Morton, secretary.....	Non-sect.....	4	4
State Orphans' Home.....	Carson City, Nev.....	1870	1870	John H. Mills.....	Non-sect.....	1	1
Orphans' Home.....	Concord, N. H.....	1874	1866	Sarah L. E. Carter, in charge.....	P. E.....	1	3
New Hampshire Orphans' Home.....	Franklin, N. H.....	1871	1871	Mrs. A. R. Mack.....	Non-sect.....	1	1
West Jersey Orphanage for Destitute Colored Children.....	Camden, N. J.....	1874	1875	Jane Price, matron.....	Non-sect.....	2	2
Home for Friendless Children*.....	Jersey City, N. J.....	1862	1863	Sarah B. Winchester, matron.....	Prot.....	3	3
St. Mary's Female Orphan Asylum.....	Jersey City, N. J.....	1864	1859	Rev. L. D. Senex.....	R. C.....	5	5
Newark Orphan Asylum.....	Newark, N. J. (23 High st.).....	1848	1859	Mrs. Susan M. Van Vleet.....	Non-sect.....	5	5
St. Peter's Asylum.....	Newark, N. J.....	1867	1871	Sister M. Severina.....	R. C.....	17	6
Orange Orphan Home*.....	Orange, N. J.....	1867	1870	Miss Mary Hobbel, matron.....	Non-sect.....	0	0
Pateron Orphan Asylum Association for Orphans, Half-Orphans, and Homeless Children.....	Pateron, N. J.....	1864	1863	Mrs. A. W. A. Hennion.....	Non-sect.....	2	2
St. Mary's Orphan Asylum.....	South Orange, N. J.....	1849	1859	Sister W. Monica, superfores.....	R. C.....	11	11
St. Vincent's Male Orphan Asylum.....	Albany, N. Y.....	1849	1854	Bro. Amphian.....	R. C.....	6	6
Cayuga Asylum for Destitute Children.....	Auburn, N. Y.....	1852	1852	Mrs. Jane C. Rogers.....	Non-sect.....	8	8
Susquehanna Valley Home.....	Binghamton, N. Y.....	1870	1869	A. H. La Monte.....	Non-sect.....	2	2
Brooklyn Howard Colored Orphan Asylum.....	Brooklyn, N. Y.....	1868	1866	William F. Johnson.....	Non-sect.....	2	10
Orphan Asylum Society of the City of Brooklyn.....	Brooklyn, N. Y. (Atlantic avenue).....	1835	1833	Mrs. J. B. Hutchinson, first directress.....	Non-sect.....	2	26
Orphans' Home, Church of the Holy Trinity.....	Brooklyn, N. Y. (E. D.).....	1861	1862	Very Rev. M. May.....	R. C.....	6	6
Orphan Home on the Church Charity Foundation.....	Brooklyn, N. Y. (Albany ave. and Herkimer street).....	1851	1853	Sister Elizabeth.....	P. E.....	2	2
St. John's Home.....	Brooklyn, N. Y.....	1834	1830	Sister M. Baptista.....	R. C.....	21	21
St. Joseph's Female Orphan Asylum.....	Brooklyn, N. Y.....	1834	1830	Sister Mary Lewis.....	R. C.....	0	18
Buffalo Orphan Asylum.....	Buffalo, N. Y.....	1837	1836	Mrs. M. M. Thomson, matron.....	R. C.....	1	8
Church Charity Foundation.....	Buffalo, N. Y.....	1858	1866	Sister Louise.....	Non-sect.....	1	1
Evangelical Lutheran St. John's Orphan Home.....	Buffalo, N. Y.....	1865	1865	Rev. Christian Volz.....	L. E. Luth.....	6	6
German Roman Catholic Orphan Asylum.....	Buffalo, N. Y.....	1875	1875	Rev. Theodora Voss.....	R. C.....	1	10
St. Vincent's Female Orphan Asylum.....	Buffalo, N. Y.....	1840	1846	Sister William Anna.....	R. C.....	1	12
Ontario Orphan Asylum.....	Canandaigua, N. Y.....	1863	1863	Caroline B. Cook, president.....	Non-sect.....	1	1



STATISTICAL TABLES.

187	St. Joseph's Orphan Asylum.....	1853	Altogether, Pa.....	1853	Sister Mary, Rosamunda	R. C.	1	8	489
188	Orphan's Home and Asylum for the Aged and Infirm of the Pennsylvania Lutheran Church.	1860	Germanstown, Pa.....	1860	Charles F. Kuhnle	Lutheran	6	6	483
189	Home for Friendless Children of the City and County of Lancaster.	1860	Lancaster, Pa.....	1860	Mrs. S. M. Kramph, president	Non-sect.	1	12	650
190	Emanus Orphan House.....	1830	Middletown, Pa.....	1830	William A. Croil	Lutheran	1	175	175
191	Baptist Orphanage.....	1859	Philadelphia, Pa. (Chestnut Hill).	1859	Mrs. Edwin T. Darby, cor. sec'y	Non-sect.	4	1,000	1,000
192	Bethesda Children's Christian Home.....	1862	Philadelphia, Pa.....	1862	Rev. Gideon J. Burton, M. A., warden.	P. E.	3	7	180
193	Burd Orphan Asylum of St. Stephen's Church	1856	Philadelphia, Pa. (Angora Section).	1856	Mrs. Cooke, matron	P. E.	1	10	450
194	Church Home for Children.....	1848	Philadelphia, Pa.....	1848	William Henry Allen, LL. D., pres-ident.	Non-sect.	14	40	2,497
195	Guard College for Orphans.....	1855	Philadelphia, Pa. (Woodland avenue).	1855	Samuel A. Evans	Non-sect.	1	4	.....
196	Home for Destitute Colored Children.....	1855	Philadelphia, Pa.....	1855	Solomon Well	Jewish	1	3	.....
197	Jewish Foster Home and Orphan Asylum.....	1854	Philadelphia, Pa. (n. e. cor. 23d and Brown streets).	1854	Amos G. Huber	Non-sect.	8	17	4,776
198	Northern Home for Friendless Children.....	1815	Philadelphia, Pa. (94th street and Lansdowne avenue).	1815	Mrs. Maria Lodor, matron	Non-sect.	1	9	1,100
199	Philadelphia Orphan Asylum.....	1877	Philadelphia, Pa. (1319 South Broad street).	1877	Mrs. D. Haddock, Jr.	Presb.	1	4	40
200	Presbyterian Orphanage in the State of Pennsylvania.	1851	Philadelphia, Pa. (s. e. cor. 12th and Fitzwater sts.).	1851	Margaret Pechin, president	Non-sect.	18	.....	.....
201	Southern Home for Destitute Children.....	1822	Philadelphia, Pa. (44th st. and Haverford ave.).	1822	Elizabeth C. Loury, secretary	Friends	3	.....	.....
202	Shelter for Colored Orphans.....	1857	Philadelphia, Pa. (n. e. cor. 16th and Poplar streets).	1857	G. W. Pennington, matron	Non-sect.	1	8	.....
203	Union Temporary Home.....	1857	Philadelphia, Pa. (41st and Baring streets).	1857	Mrs. Joseph M. Wilson, directress	Non-sect.	7	.....	.....
204	Western Home for Poor Children.....	1873	Pottsville, Pa.....	1873	Mrs. A. Bigelow	Non-sect.	2	76	76
205	Benevolent Association Home for Children.	1854	Reading, Pa.....	1854	Sister Mary Carroll	R. C.	5	53	53
206	St. Catharine's Female Orphan Asylum.....	1856	Tacony, Pa.....	1856	Sister Superior	R. C.	0	12	862
207	St. Vincent's Orphan Asylum.....	1864	Warminster P. O., Pa.....	1864	Benjamin Hoopes	Non-sect.	1	3	.....
208	Emilen Institution.....	1862	Wilkes-Barre, Pa.....	1862	Miss Kate N. Hill, matron	Non-sect.	0	6	.....
209	Home for Friendless Children.....	1853	Woodville, Pa.....	1853	D. C. Hultz	Non-sect.	1	2	.....
210	Allegheny County Home.....	1865	Womelsdorf, Pa.....	1865	Rev. D. B. Albright	Rf.Ch. U.S.	3	6	307
211	Bethany Orphan Home.....	1865	York, Pa.....	1865	Mr. Samuel Small, president	Non-sect.	1	5	253
212	Children's Home for Borough and County of York	1866	York, Pa.....	1866	Eleanor R. Lathier	Non-sect.	1	5	67
213	Bristol Home for Destitute Children.....	1878	Bristol, R. I.....	1878	Daniel I. Odell	P. E.	1	1	18
214	St. Mary's Orphanage.....	1867	East Providence, R. I.....	1867	Theodore W. Wooley, secretary	Non-sect.	5	128	128
215	Home for Friendless and Destitute Children.....	1836	Newport, R. I.....	1836	Mary E. Baker	Non-sect.	6	1	186
216	Children's Friend Society.....	1849	Providence, R. I.....	1849	Abby Guild	Non-sect.	3	3	400
217	Providence Association for the Benefit of Colored Children.	1862	Providence, R. I. (20 Olive street).	1862	Sister Mary Cecilia	R. C.	0	12	.....
218	St. Aloysius Orphan Asylum.....	1790	South Providence, R. I.....	1790	Miss A. K. Irving, principal	Non-sect.	3	25	3,164
219	Charleston Orphan House.....	1803	Charleston, S. C.....	1803	Nathaniel Levin, secretary	Jewish	1	3	468
220	Hebrew Orphan Society.....	1873	Charleston, S. C. (Broad st. cor. Court-House Square).	1873	Rev. William P. Jacobs	Presb.	1	2	30
221	Thornwell Orphanage.....	.....	Clinton, S. C.....	.....	.....	.....	.....	.....	.....

a Since May, 1868.

b From return for 1877.

REPORT OF THE COMMISSIONER OF EDUCATION.

184	185	186	187	188	189	190	191	192	193	194	195	196	197	198	199	200	Superintendent.		Religious denomination.	Number of officers, teachers, and assistants.		Total number of inmates since foundation.
																	4	5		Male.	Female.	
Name.		Location.		Year of incorporation.		Year of organization.		Superintendent.		Religious denomination.		Number of officers, teachers, and assistants.		Total number of inmates since foundation.								
184	185	186	187	188	189	190	191	192	193	194	195	196	197	198	199	200	Sister Onésime	R. C.	1	9	1,322	
184	185	186	187	188	189	190	191	192	193	194	195	196	197	198	199	200	Brother Candidus	R. C.	10	1	1,802	
184	185	186	187	188	189	190	191	192	193	194	195	196	197	198	199	200	Charles W. Tillinghast	Non-sect.	1	4	1,361	
184	185	186	187	188	189	190	191	192	193	194	195	196	197	198	199	200	Brother Hugh	R. C.	9	2	800	
184	185	186	187	188	189	190	191	192	193	194	195	196	197	198	199	200	Mrs. J. M. Talcott	Non-sect.	1	13	1,483	
184	185	186	187	188	189	190	191	192	193	194	195	196	197	198	199	200	E. F. Hall	Non-sect.	2	8	478	
184	185	186	187	188	189	190	191	192	193	194	195	196	197	198	199	200	J. H. Mills	Non-sect.	1	6	430	
184	185	186	187	188	189	190	191	192	193	194	195	196	197	198	199	200	Herman Herzer	M. E.	1	2	260	
184	185	186	187	188	189	190	191	192	193	194	195	196	197	198	199	200	Mr. Sahres	Non-sect.	3	12	950	
184	185	186	187	188	189	190	191	192	193	194	195	196	197	198	199	200	Charles Armstead	Non-sect.	1	1	950	
184	185	186	187	188	189	190	191	192	193	194	195	196	197	198	199	200	Rev. Jerome Kilgenstein, O. S. F.	R. C.	1	18	1,400	
184	185	186	187	188	189	190	191	192	193	194	195	196	197	198	199	200	Abraham H. Shank	Non-sect.	1	3	2,548	
184	185	186	187	188	189	190	191	192	193	194	195	196	197	198	199	200	Dr. Samuel Wolfenstein	Jewish	7	22	588	
184	185	186	187	188	189	190	191	192	193	194	195	196	197	198	199	200	Miss M. Le Masson	R. C.	1	10	1,349	
184	185	186	187	188	189	190	191	192	193	194	195	196	197	198	199	200	Mother St. Joseph	R. C.	1	14	792	
184	185	186	187	188	189	190	191	192	193	194	195	196	197	198	199	200	Hiram Lewis, secretary	Non-sect.	4	6	267	
184	185	186	187	188	189	190	191	192	193	194	195	196	197	198	199	200	J. E. Dreisbach	Ev. Asso.	4	4	800	
184	185	186	187	188	189	190	191	192	193	194	195	196	197	198	199	200	Mary C. Moore, president trustees	Non-sect.	0	4	800	
184	185	186	187	188	189	190	191	192	193	194	195	196	197	198	199	200	Thomas I. Murdock, manager	Non-sect.	0	4	800	
184	185	186	187	188	189	190	191	192	193	194	195	196	197	198	199	200	Simcon D. Hart, M. D.	Non-sect.	2	5	577	
184	185	186	187	188	189	190	191	192	193	194	195	196	197	198	199	200	J. F. Buck	Non-sect.	3	17	846	
184	185	186	187	188	189	190	191	192	193	194	195	196	197	198	199	200	G. W. McWhorter	Non-sect.	3	2	44	
184	185	186	187	188	189	190	191	192	193	194	195	196	197	198	199	200	R. Bell, acting	Non-sect.	1	2	210	
184	185	186	187	188	189	190	191	192	193	194	195	196	197	198	199	200	Rev. L. L. Binn	Non-sect.	2	6	210	
184	185	186	187	188	189	190	191	192	193	194	195	196	197	198	199	200	Charles Beckel	R. C.	4	10	300	
184	185	186	187	188	189	190	191	192	193	194	195	196	197	198	199	200	Miss J. A. McConnell	Ev. Luth.	2	2	325	
184	185	186	187	188	189	190	191	192	193	194	195	196	197	198	199	200	Sister Mary, superior	Non-sect.	1	1	518	
184	185	186	187	188	189	190	191	192	193	194	195	196	197	198	199	200	Sister Ann W. Ely, matron	R. C.	0	6	1,152	
184	185	186	187	188	189	190	191	192	193	194	195	196	197	198	199	200	Mrs. E. McKelvey, matron	Non-sect.	0	4	2,960	
184	185	186	187	188	189	190	191	192	193	194	195	196	197	198	199	200		Non-sect.	10	10	2,960	

TABLE XXI.—PART 1.—Statistics of orphan asylums—Continued.

Name.	Conditions of admission.		How supported.	Industries taught.	Provision for children who have left the institution.
	Age.	Other conditions.			
1	10	11	12	13	14
1 Church Homes for Orphans .....	Under 10.....	.....	Voluntary contributions .....	Household duties, sewing, and teaching.	Situations provided.
2 Protestant Orphan Asylum .....	Under 14.....	Orphanage and destitution.	Voluntary contributions .....	Household duties and sewing for girls; for boys, gardening.	Placed in families.
3 Orphans' Home of the Synod of Alabama.	1-14	.....	Voluntary contributions .....	Housework, cooking, sewing, laundry work, and printing.	Placed in suitable families.
4 Sacramento Protestant Orphan Asylum.....	Under 14.....	.....	Subscriptions, donations, annual allowance of \$100 for each whole, and \$75 for each half orphan.	.....	Adopted, taken by friends, indentured, and some put out to service.
5 Pacific Hebrew Orphan Asylum and Home Society.	Under 14.....	.....	Donations, membership fees, bequests, &c.	None .....	Apprenticed to trades and supported until able to earn a livelihood.
6 Roman Catholic Orphan Asylum*.....	6-14	Moral character, destitution and freedom from contagious disease.	Appropriations and contributions.	Housework, sewing, &c.	Returned to friends or placed in care of responsible guardians.
7 St. Boniface's Orphan Asylum .....	Under 14.....	.....	By parents, State, and contributions.	Housework, cooking, laundry work, and sewing.	Provided with homes, and some returned to parents.
8 St. Vincent's Male Orphan Asylum .....	Over 6 .....	Orphanage and destitution.	State appropriations, contributions, and support of half orphans.	Kept at school.....	Adopted into families or apprenticed to trades.
9 Good Templars' Home for Orphans.....	1-14	.....	By Good Templars of California, State aid, contributions, and monthly support from parent or guardian.	Farming and gardening to a limited extent.	Adopted or placed in situations.
10 Bridgeport Protestant Orphan Asylum .....	3-12	Orphanage and destitution.	Contributions.....	Household duties .....	Outfit of clothing and payment of \$50.
11 Hartford Orphan Asylum.....	Under 12	.....	Mostly endowment.....	Farming and domestic duties.	Indentured.
12 New Haven Orphan Asylum.....	2-10	Orphanage or destitution.	Contributions, city appropriations, and endowment.	Sewing and housework.	Indentured until 18 years of age; to be provided with two suits of clothing and a certain sum of money at the end of the term.

\* From return for 1877.

TABLE XXI.—PART I.—Statistics of orphan asylums—Continued.

Number of officers, teachers, and assistants.	Religious denomination.		Superintendent.	Year of organization.	Year of incorporation.	Location.	Name.
	Male.	Female.					
222	1	0					
223	4	0					
224	1	0					
225	2	0					
226	4	0					
227	2	0					
228	2	0					
229	1	0					
230	1	0					
231	1	0					
232	1	0					
233	1	0					
234	1	0					
235	1	0					
236	1	0					
237	1	0					
238	1	0					
239	1	0					
240	1	0					
241	1	0					
242	1	0					
243	1	0					
244	1	0					
245	1	0					
246	1	0					

\* From return for 1877.

No.	St. Joseph's Asylum and Manual Labor School.	Age	Destitution	Contributions and church collections.	Education	Employment	Remarks
31	St. Vincent's Male Orphan Asylum	2-10	Destitution	Donations and annual collections.		Farming, sewing, laundry work, cooking, and general housework.	Placed with good farmers. Placed in Christian homes.
32	German and English Asylum	2-12	Destitution	Contributions and subscriptions.		Needlework and knitting for girls; boys, work on farm.	Adopted or indentured. Placed with farmers. Placed in good families.
33	Kansas Orphan Asylum	2-15	Destitution	Voluntary contributions		Farming	Adopted into good families.
34	St. Thomas Orphan Asylum	2-15	Destitution	By collections.		All useful duties.	
35	St. John's Orphan Asylum		Destitution	By members of the society and voluntary contributions.		Housekeeping and sewing.	
36	Baptist Orphans' Home	Boys under 7; girls under 12.	Destitution	Voluntary contributions		Housekeeping and sewing.	
37	German Baptist Bethesda	2 and over	Destitution	Voluntary contributions		Housework and farming.	
38	German Protestant Orphan Asylum	Under 12	German orphans and destitute.	Contributions.		Sewing, knitting, and housework.	Boys are apprenticed to trades or placed on farms, girls placed in good homes.
39	Masonic Widows' and Orphans' Home*	2-13	Orphanage and destitution.	Endowment, donations, &c.		Printing and chair bot-toming.	Returned to friends or placed in good homes.
40	Orphanage of the Good Shepherd.	6-10	Orphanage and destitution.	Voluntary contributions		Printing, engineering, and farming.	Retained until able to provide for themselves.
41	Presbyterian Orphans' Home, Society of Louisville.	2-13	Orphanage and destitution.	Donations and rents			
42	St. Joseph's Orphan Asylum	Under 10	Must be able to read and write and of good character.	Voluntary contributions		Sewing and housework	Returned to friends or put out to service.
43	St. Vincent's Orphan Asylum	14	Must be able to read and write and of good character.	Endowment and tuition fees		Housework	
44	Kentucky Female Orphan School	Under 10	Must be able to read and write and of good character.	By interest on invested funds.			
45	Cleveland Orphan Institution.	4-12	Destitution	Proceeds from plantation and donations.		Agriculture, housework, and sewing.	Placed in families, and some prepared for teachers.
46	Orphans' Home Society <sup>b</sup>	Under 21	Widows, orphans, or half orphans.	Members dues, voluntary contributions, and city appropriations.		None to boys; girls are taught sewing and housework.	Placed in business, at trades, and in good families.
47	Association for the Relief of Jewish Widows and Orphans.		Widows, orphans, or half orphans.	Legacies, appropriations, and contributions.		None	None.
48	Asylum for Destitute Orphan Boys	1-14	Orphanage and destitution.	By the school.		Sewing and housework	
49	Half Orphan Asylum	6-10	Orphanage and destitution.	City monthly payment and public charity.		General housework	
50	Louisiana Asylum <sup>c</sup>		Orphanage and destitution.	By endowment		Needlework and house duties.	
51	Poydras Female Orphan Asylum	Any age	Their necessity	Voluntary contributions, alms, city appropriations, and revenues of St. Joseph's Cemetery.			Placed in families and apprenticed to trades.
52	St. Joseph's German Orphan Asylum	1-12	Destitution				

\* From return for 1877.    <sup>b</sup> Is properly a graded normal school; to be transferred to Table III.    <sup>c</sup> Suspended in 1873; there is but one inmate at time of reporting.

TABLE XXI.—PART 1.—Statistics of orphan asylums—Continued.

	Name.	Conditions of admission.		How supported.	Industries taught.	Provision for children who have left the institution.
		Age.	Other conditions.			
1		10	11	12	13	14
13	St. Francis Orphan Asylum.....	2-12	.....	Voluntary contributions.....	Sewing and housework	Situations procured
14	Orphans' Home, North Georgia Conference.....	6-10	.....	Voluntary contributions.....	Housework and farm-	Put in families sent to trades.
15	Appleton Church Home.....	2-12	.....	Endowment and subscription.....	General housework.....	Homes in families.
16	Orphans' Home of South Georgia Confer- ence.....	4-14	.....	Contributions and home farm.....	Domestic work and sewing.....	Positions as teachers, clerks, and farmers.
17	Episcopal Orphans' Home.....	Under 18	.....	Permanent fund, subscriptions, and personal efforts.....	All domestic duties.....	Adoption, or placed in good homes as servants.
18	Union Society, Bethesda Orphan Home.....	6-15	Orphanage and desti- tution.	Twenty-three hundred dollars per annum from rents, and contributions of \$5 a year from each member.....	Farming.....	Employment is found for them.
19	St. Joseph's Orphanage.....	.....	Orphanage and desti- tution.	Contributions of Georgia Cath- olics.....	Farming, shoemaking, and printing.....	Placed on farms.
20	Chicago Protestant Orphan Asylum.....	.....	.....	Mostly by subscriptions.....	Domestic duties and dress making.....	Provided with good homes.
21	Nursery and Half Orphan Asylum.....	Under 12	.....	Private contributions and small endowments.....	Sewing and light house- work.....	.....
22	St. Joseph's Orphan Asylum.....	2-12	.....	Contributions.....	Sewing and domestic duties.....	Provided with good homes.
23	Ulrich Orphan Asylum.....	2	Destitution.....	Endowment, contributions, and pay for half orphans.....	None.....	Employment is found for them; they have the privi- lege of returning to the in- stitution when in need of a home.
24	Asylum of St. Casimir for Polish Children.....	No limit	.....	Contributions and collections.....	Farming.....	Permanent homes are pro- vided.
25	Home for the Friendless.....	.....	.....	Voluntary contributions.....	Housework and sew- ing.....	Provided for until 18 years old.
26	German Protestant Orphan Asylum.....	1	.....	Contributions and the German Protestant Orphan Society.....	None.....	Legal adoption in good homes.
27	Home for Friendless Colored Children.....	Under 12	Good physical and mental condition.	County appropriations and vol- untary contributions.....	General housework and wood sawing.....	Adopted or indentured in Christian families or to trades.
28	Indianapolis Orphans' Asylum.....	Under 12	.....	County appropriations and pub- lic charity.....	Household duties.....	Placed in good homes.
29	St. Joseph's Orphan Asylum and Indus- trial School.....	2-21	Destitution.....	Contributions and profit from farm.....	Shoe making, tailor- ing, and farming.....	.....

73	Protectory of Mary Immaculate.....	2.	Orphans, half orphans, and destitute.	Industry of the Sisters, fair, and contributions.	Housework and sewing.	Placed in homes or returned to friends.
74	New Bedford Orphans' Home.....	Under 9.....	Orphans and destitute.	Endowment and contributions.	Housework and sewing.	Inductured to families.
75	Newton Home for Orphan and Destitute Girls.....	5-11.....	To be trained to household service until 15 years of age.	Contributions.....	Housework and sewing.	Returned to friends or put out to service.
76	City Orphan Asylum.....	18 mos. to 12 yrs.	Destitute, and of Protestant parentage.	Charity, and industry of Sisters.	Domestic duties.....	Placed in good homes or returned to relatives.
77	Seaman's Orphan and Children's Friend Society.....	14 and over.....	Orphanage and destitution.	Endowment, yearly subscriptions, and voluntary contributions.	Sewing and housework.	
78	Church Home for Orphan and Destitute Children.....	4-8.....	Destitution.....	Subscriptions and donations.....	Housework.....	Adopted into families.
79	Children's Home.....	Boys under 8; girls over 2.....	Orphanage.....	Income from a fund and contributions.	Housework.....	
80	Orphans' Home.....	2-10.....	Destitution.....	Voluntary contributions.....	Housework.....	Homes in families.
81	Ladies' Protestant Orphan Asylum*.....	2-12.....	Orphanage.....	Subscriptions, donations, and interest on sinking fund.	Housework.....	Adopted or inductured.
82	St. Anthony's Male Orphan Asylum.....	5-12.....	Destitution.....	Collections and pay of boarders.	Farmwork.....	Adopted or returned to friends.
83	St. Vincent's Orphan Asylum.....	2-12.....	Orphans and half orphans.	Contributions, legacies, &c.....	Housework and sewing.	Adopted into families or institutions provided.
84	St. Mary's Orphan Asylum.....	2 or 3.....	Orphans and destitute.	Charity.....	Domestic work.....	Good homes provided.
85	German Orphan Asylum*.....	2-14.....	Orphanage and destitution.	Charity.....	Housework, sewing, and gardening.	Good homes are secured.
86	St. Joseph's Orphan Asylum.....	Under 14.....	Orphanage and destitution.	Contributions and donations.....	Housework, sewing, and gardening.	Adopted, inductured, or returned to friends and relatives.
87	St. Paul Protestant Orphan Asylum.....	Under 14.....	Orphanage and destitution.	Contributions.....	Housework, sewing, and gardening.	
88	D'Evereux Hall.....	4-13.....	Orphans or half orphans.	Contributions and labor of inmates.	Vegetable gardening and farmwork.	Placed in families or as clerks in stores.
89	St. Mary's Orphan Asylum.....	3.....	Orphans and half orphans.	Contributions and labor of children.	Sewing and housework.	Suitable homes are provided.
90	Evangelical Lutheran Orphan Home.....	1-16.....	Orphans or half orphans.	Donations.....	Farming.....	Inductured, adopted, or returned to relatives.
91	Catholic Protectorate of St. Louis.....	12-14.....	Orphans and half orphans.	By monthly fees and church collections.	Sewing, and housework, and drawing.	Placed with farmers or apprenticed to trades.
92	German St. Vincent's Orphan Asylum.....	Under 10.....	Orphanage and destitution.	Manual labor and contributions.	Sewing, dressmaking, laundry work, and shoemaking.	
93	Home of the Good Shepherd.....	Over 2.....	Orphanage and destitution.	By donations.....	Housework and sewing.	Placed in families or taken by relatives.
94	St. Bridget's Half Orphan Asylum.....	5-16.....	Orphanage and destitution.	By charity.....	Shoemaking.....	Transferred to Industrial School.
95	St. Joseph's Male Orphan Asylum.....	5-12.....	Orphanage and destitution.	Charitable contributions and work of Sisters.	Sewing and domestic duties.	Adopted into homes.
96	St. Mary's Orphan Asylum.....	5-12.....	Orphanage and destitution.	By endowment and contribution.	House duties and farming.	Inductured, adopted, or taken by friends.
97	St. Louis Protestant Orphan Asylum.....	Under 12.....	Orphanage and destitution.	State appropriation.....		
98	State Orphans' Home.....	Under 14.....	Orphanage and destitution.			

\*From a return for 1877.

TABLE XXI.—PART I.—Statistics of orphan asylums — Continued.

	Name.	Conditions of admission.		How supported.	Industries taught.	Provision for children have left the institution.
		Age.	Other conditions.			
	<b>1</b>	<b>10</b>	<b>11</b>	<b>12</b>	<b>13</b>	<b>14</b>
53	St. Mary's Catholic Orphan Boys' Asylum.	Under 12.	Orphanage and destitution.	Public charity	Tailoring, gardening, carpentry, shoemaking, cooking, laundry, and housework.	Placed in families, apprenticed to trades.
54	Children's Home.	Boys under 8.	Any needy child.	Endowment, State appropriation, and contributions.	Domestic and needle work.	Received at the necessity.
55	Asylum of Our Lady of Lourdes.	1-10	Destitution and generally a bond of surety.	By gifts and payments of pupils.	Housework.	Adopted or indentured.
56	Female Orphan Asylum of Portland.	Under 9.	Destitution and orphanage.	By invested funds, annual subscriptions, and donations.	Household duties, sewing, and knitting.	
57	Baltimore Orphan Asylum.	6-9		By donations and subscriptions.	Sewing and housework.	Half orphans to parents, trade as apprentices.
58	Christ Church Asylum for Female Children.	4		Contributions and church collections.	Sewing.	Placed in businesses.
59	Hebrew Orphan Asylum of Baltimore.	3-8		By members of H. O. A. Association and patrons.	Housework and sewing.	Educated and fitted for work.
60	Johns Hopkins Colored Orphan Asylum.	Under 7.	Their necessity.	Charitable collections and contributions.	Sewing and housework.	Homes or situations.
61	St. Anthony's Asylum.	Under 7.	Destitution.	Contributions, donations, and ground rents.	Generally sent to School.	
62	St. Mary's Female Orphan Asylum.	Under 14.	Destitution.	Endowment and contributions.	Domestic duties.	Homes are provided.
63	St. Paul's Orphan Asylum.	Under 14.	Destitution.	By subscriptions.	Placed in homes on farms.	Good homes are provided.
64	St. Peter's Asylum for Female Children.	Any ages.		By charity.	Sewing and housework.	Homes are found.
65	St. Vincent's Male Orphan Asylum.	3-10		Endowment and contributions.	Farming.	
66	Baltimore Manual Labor School for Indigent Boys.	4 and over.	Residence in diocese or payment of penance.	Voluntary contributions.	Housework.	Adopted into families.
67	Baldwin Place Home for Little Wanderers.			Contributions and proceeds of the farm.	Housework and sewing.	Indentured to farms.
68	Boston Female Asylum.			Payment for pupils and contributions.	Printing.	Placed in good situations.
69	Dr. Martin Luther Orphans' Home.				Baking and tailoring.	Adopted into families turned to guardians.
70	House of the Angel Guardian.					
71	St. Vincent's Orphan Asylum.	4-14		By contributions.	General housework.	Adopted into good situations.
72	House of Providence.	1-15		Contributions and labor of the Sisters.	General housework.	or taught trades.



73	Protectory of Mary Immaculate .....	2-	Orphans, half orphans, and destitute.	Industry of the Sisters, fair, and contributions.	Housework and sewing.	Placed in homes or returned to friends.
74	New Bedford Orphans' Home .....	Under 9	Orphans and destitute.	Endowment and contributions.	Housework and sewing.	Inductured to families.
75	Newton Home for Orphan and Destitute Girls.	5-11	To be trained to household service until 15 years of age.	Contributions.	Housework and sewing.	Returned to friends out to service.
76	City Orphan Asylum .....	18 mos to 12 yrs and over.	Destitute, and of Protestant parentage.	Charity, and industry of Sisters.	Domestic duties .....	Placed in good homes.
77	Seamen's Orphan and Children's Friend Society.	4-8	Orphanage and destitute.	Endowment, yearly subscriptions, and voluntary contributions.	Sewing and housework .....	Returned to relatives.
78	Church Home for Orphan and Destitute Children.	Boys under 8; girls over 2.	Destitution .....	Subscriptions and donations.	.....	Adopted into families.
79	Children's Home .....	2-10	Orphanage .....	Income from a fund and contributions.	Housework .....	Homes in families.
80	Orphans' Home .....	2-12	Destitution .....	Voluntary contributions.	Housework .....	Adopted or inductured.
81	Ladies' Protestant Orphan Asylum.	2-12	Orphanage .....	Subscriptions, donations, and interest on sinking fund.	.....	Adopted or returned to friends.
82	St. Anthony's Male Orphan Asylum .....	5-12	Destitution .....	Collections and pay of boarders.	Farmwork .....	Adopted into families.
83	St. Vincent's Orphan Asylum .....	2-12	Orphanage and half orphans.	Contributions, legacies, &c .....	Housework and sewing .....	Good homes provided.
84	St. Mary's Orphan Asylum .....	2 or 3	Orphanage .....	Charity .....	Domestic work .....	Good homes provided.
85	German Orphan Asylum.	2-14	Orphanage and destitute.	Charity .....	Housework .....	Good homes are secured.
86	St. Joseph's Orphan Asylum.	Under 14	Orphanage and destitute.	Contributions and donations.	Housework, sewing, and gardening.	Adopted, inductured, or returned to friends or relatives.
87	St. Paul Protestant Orphan Asylum .....	4-13	Orphanage and destitute.	Contributions.	Vegetable gardening and farmwork.	Placed in families or in stores.
88	D'Evereux Hall .....	8	Orphanage .....	Contributions and labor of inmates.	Sewing and housework.	Suitable homes are provided.
89	St. Mary's Orphan Asylum .....	1-16	Orphanage or half orphans.	Donations .....	Farming, housework, and sewing.	Inductured, adopted, or returned to relatives.
90	Evangelical Lutheran Orphan Home.	12-14	Orphanage and half orphans.	By monthly fees and church collections.	Farming .....	Placed with farmers.
91	Catholic Protectorate of St. Louis .....	Under 10	Orphanage and destitute.	Manual labor and contributions.	Sewing, and drawing.	Prenticed to trades.
92	German St. Vincent's Orphan Asylum .....	Over 2	Orphanage and destitute.	By donations.	Housework and sewing.	Placed in families or by relatives.
93	Home of the Good Shepherd .....	5-16	Orphanage and destitute.	By charity .....	Shoemaking .....	Returned to friends.
94	St. Bridget's Half Orphan Asylum .....	5-12	Orphanage and destitute.	Charitable contributions and work of Sisters.	Sewing and domestic duties.	Adopted into homes.
95	St. Joseph's Male Orphan Asylum .....	5-12	Orphanage and destitute.	By endowment and contribution.	House duties and farming.	Inductured, adopted, or returned to friends.
96	St. Mary's Orphan Asylum .....	Under 12	Orphanage and destitute.	State appropriation .....	.....	.....
97	St. Louis Protestant Orphan Asylum .....	Under 14	Orphanage and destitute.	.....	.....	.....
98	State Orphans' Home .....	.....	.....	.....	.....	.....

\*From a return for 1877.

TABLE XXI. — PART 1. — Statistics of orphan asylums — Continued.

	Name.	Conditions of admission.		How supported.	Industries taught.	Provision for children have left the institution.
		Age.	Other conditions.			
	<b>1</b>	<b>10</b>	<b>11</b>	<b>19</b>	<b>13</b>	<b>14</b>
99	Orphans' Home.....	Under 10.....	.....	Contributions, endowment, and pay of boarders.	Housework.....	Clothing.
100	New Hampshire Orphans' Home.....	3-14.....	.....	Voluntary contributions.....	Housework, sewing, and farming.	Adopted into families.
101	West Jersey Orphanage for Destitute Colored Children.....	2-8.....	Destitution.....	Voluntary contributions.....	Household employments.	Indentures of apprentices until 18 or 21 years.
102	Home for Friendless Children*.....	4-10.....	.....	By contributions.....	Domestic economy and sewing.	Provided with homes.
103	St. Mary's Female Orphan Asylum.....	2-14.....	.....	By St. Mary's Parish.....	Domestic economy and sewing.	Returned to relatives out to service.
104	Newark Orphan Asylum a.....	2-10.....	.....	Endowment, appropriations, and contributions.....	Domestic duties.....	Placed in good homes.
105	St. Peter's Asylum.....	2-13.....	.....	Charitable contributions.....	Needlework.....	Placed in families.
106	Orange Orphan Home*.....	2-.....	.....	By contribution.....	General housework and gardening.	Placed in homes.
107	Patereson Orphan Asylum, Association for Orphans, Half Orphans, and Homeless Children.....	2-10.....	.....	Contributions solicited by trustees.....	.....	.....
108	St. Mary's Orphan Asylum.....	1-.....	.....	By charity.....	Sewing.....	Placed in families.
109	St. Vincent's Male Orphan Asylum.....	5-12.....	.....	County appropriation.....	Gardening and tailoring.	Indentured and adoyed for
110	Cayuga Asylum for Destitute Children.....	2-12.....	.....	County appropriation and contributions.	Sewing, housework, and gardening.	Homes are found for
111	Susquehanna Valley Home.....	2-14.....	.....	Board of children from county.....	Farming shoemaking, and printing.	Indentured.
112	Brooklyn Howard Colored Orphan Asylum.....	2-10.....	Destitution.....	Public charity.....	House duties.....	Adopted or indentured.
113	Orphan Asylum Society of the City of Brooklyn.....	3-12.....	Orphanage and destitution.	Contributions, appropriations by board of education, and excise license fees.	Sewing and housework.....	Placed in good family
114	Orphans' Home, Church of the Holy Trinity.....	.....	Orphans, half orphans, and destitute children.	Voluntary contribution.....	Housework.....	Indentured or returned to friends.
115	Orphan Home on the Church Charity Foundation.....	5-10.....	.....	Contributions from the Protestant Episcopal Churches of Long Island.....	Printing, sewing, and basket making, and general housework.	Situations are provided.
116	St. John's Home.....	2-14.....	.....	By contributions and appropriations.	Engineering, baking, and use of sewing machine.	Transferred to Industrial School; some placed with attendants.
117	St. Joseph's Female Orphan Asylum.....	2-14.....	.....	Voluntary contributions, bequests, &c.....	Sewing and domestic duties.	.....

118	Buffalo Orphan Asylum	Under 12	Orphans and destitute	Endowment, contributions, charity, board, &c.	Housework	Homes found for them
119	Church Charity Foundation	2-12	Destitute and free from contagious disease.	Voluntary contributions	Housework, sewing and farming.	Indentured or adopted. They have a permanent home in the institution, to which they may return when out of employment. Placed in good families.
120	Evangelical Lutheran St. John's Orphan Home.	2-12	Good physical and mental condition.	Appropriations and contributions.	Sewing, knitting, &c.	Adopted, or returned to friends.
121	German Roman Catholic Orphan Asylum.	2-12	Orphanage and destitution.	Contributions and support from Erie County, N. Y.	Dressmaking and plain sewing.	Adopted and indentured.
122	St. Vincent's Female Orphan Asylum	6-14	Destitution	By city and county appropriations and collections.	Domestic duties	Placed in Home of Industry to learn trades.
123	Ontario Orphan Asylum	Under 12	Health, and need of protection.	Donations, fairs, &c.	Domestic economy and sewing.	Adopted or situated to provide for them.
124	St. Mary's Orphan Asylum	5-12	Destitution	Church and private donations	Housework, sewing and farming.	Provided with homes, turned to relatives.
125	St. Mary's Orphan Asylum	3-15	Orphanage and destitution.	Voluntary contributions	Housework and sewing	Homes are provided.
126	Orphan House of the Holy Saviour	Boys, under 7; girls, under 12	Health, and need of protection.	Contributions and board of children.	Housework and sewing	Returned to friends.
127	St. Mary's Orphan Asylum and School	2-16	Destitution	Contributions and board of pauper children from county.	None	Placed with persons to provide for them.
128	St. Malachy's Home	2-10	Health, and need of protection.	By the county and voluntary contributions.	Housework and sewing	Returned to relatives.
129	Southern Tier Orphans' Home	Under 16	Destitution	Contributions, labor of Sisters, and board of children.	Housework and sewing	Homes are provided.
130	Hudson Orphan and Relief Association	Under 12	Destitution	Contributions and board of children.	None	Returned to friends.
131	Warburg Orphans' Farm School of the Evangelical Lutheran Church.	6-10	Health, and need of protection.	Endowment, contributions, and board of children from county or friends.	Housework, farming, printing, and book-binding.	Placed with persons to provide for them.
132	Asylum of St. Vincent de Paul	Under 12	Destitution	Members' dues, subscriptions, and city appropriations.	Housework and garment making.	Returned to relatives.
133	Colored Orphan Asylum	2-10	Must belong to New York State and be destitute.	Voluntary contributions and excise funds.	Printing and shoe-making.	Returned to relatives.
134	Hebrew Orphan Asylum	4-10	Orphanage	By its income and subscriptions.	None	Returned to relatives.
135	Ladies' Deborah Nursery and Child's Factory.	2-16	Must be healthy	By its income and subscriptions.	Housework and sewing	Returned to relatives.
136	Leake and Watts Orphan House	3-13	Orphanage	By its income and subscriptions.	Household duties	Returned to relatives.
137	Orphan Asylum Society of the City of New York.	Under 10	Orphanage	By its income and subscriptions.	None	Returned to relatives.

\*From a return for 1877.

c Has four auxiliary societies, at Newark, New Brunswick, Bloomfield, and Morristown.

TABLE XXI.—PART I.—Statistics of orphan asylums—Continued.

	Name.	Conditions of admission.		How supported.	Industries taught.	Provision for children who have left the institution.
		Age.	Other conditions.			
	1	10	11	13	14	
133	Orphans' Home and Asylum of the Protestant Episcopal Church.	3-8	Orphanage.....	Voluntary contributions.....	Housework and sewing.	Homees are secured and placed in families, or returned to friends.
139	Roman Catholic Orphan Asylum.....	4-9	.....	Charitable contributions.....	Sewing.....	Returned to parents or guardians.
140	Roman Catholic Orphan Asylum.....	4-9	.....	Voluntary contributions.....	Housework and sewing.	Returned to relatives or guardians.
141	Roman Catholic Orphan Asylum.....	4-9	.....	Charitable contributions.....	Sewing and knitting.....	Returned to friends or placed in families.
142	St. Joseph's Asylum in the City of New York.	3	Orphanage. Preference given to German orphans.	Contributions, subscriptions, endowment, and city appropriation.	Domestic work and use of sewing machine.	Returned to friends or placed in families.
143	St. Stephen's Home for Children.....	3-10	Destitution.....	Contributions and appropriation.	Domestic work and use of sewing machine.	Returned to friends or placed in families.
144	Shepherd's Fold.....		Orphanage and destitution.	City appropriations, contributions, subscriptions, and legacies.	Domestic work and sewing.	Returned to friends or placed in families.
145	The Society for the Relief of Half Orphan and Destitute Children.	4-10	Half orphans or destitute.	Contributions and board of inmates.	Housework and sewing.	Returned to friends or placed in families.
146	Oswego Orphan Asylum.....			Appropriations, contributions, and interest on permanent fund.	None.....	Homees are provided.
147	Roman Catholic Orphan Asylum.....			Charitable contributions.....	Farming, tailoring, shoemaking, and baking.	Placed at service or returned to friends.
148	Children's Home.	2-16		By county.....	Sewing and gardening.	Adopted and indentured.
149	Home for the Friendless of Northern New York.	Boys 2-12; girls, over 2		Contributions and aid from county.	General housework.....	Returned to friends or placed with suitable homes.
150	Poughkeepsie Orphan Home and Home for the Friendless.	2-12		Subscriptions and income from investments.	Housework, gardening, sewing, basket making, and shoemaking.	Returned to friends or placed with suitable homes.
151	Western New York Home for Homeless and Dependent Children.	Under 16		Charity and board of pauper children.	Housekeeping, sewing, farming, gardening, and ironing.	Adopted and indentured.
152	Rochester Orphan Asylum.....	Under 12	Orphans and destitute.	Contributions and board of pauper children.	Housework and sewing.	Indentured or adopted to good families.

153	St. Joseph's German Orphan Asylum	Under 12		Contributions and the proceeds of its own property.	Sewing and housework.	Boys learn trades and are placed in good families. Placed at trades or on None.
154	St. Mary's Orphan Boys' Asylum	2-14		Donations and contributions.	Farming and trades.	
155	St. Patrick's Female Orphan Asylum	1-14		Endowment, appropriations, and board of children.	Sewing, trades, and housework.	Returned to friends at trades or in good homes and situations provided for them.
156	Onondaga County Orphan Asylum	2-14		City, county, collections and contributions.	Domestic work, sewing, and knitting.	Placed in stores, in families, and can reach 18 years.
157	St. Vincent de Paul's Orphan Asylum	2	Destitution	By city and county	Housework, dress-making, laundry work, and machine sewing.	Homes found in good families. Adopted or indentured.
158	St. Vincent's Female Orphan Asylum	2-12		Appropriations and contributions.	Farming and gardening.	
159	Troy Catholic Male Orphan Asylum	2-13		Appropriations, contributions, legacies, and board of children.	None	Adopted or indentured.
160	Troy Orphan Asylum	2-10	Freedom from disease and entire surrender to the institution.	Appropriation by counties.	None	Returned to friends, adopted or placed at trades.
161	St. Vincent's Male Orphan Asylum	5-13	Destitution	Endowment and pay for county children.	Housework, sewing, farm ing, broom-making, housework, and sewing.	Homes found or a prof given them.
162	Union Orphan Asylum	Under 12		By the State of New York	Farm ing, garden ing, and housework.	When 18 years of age are given them.
163	Thomas Asylum for Orphan and Destitute Indian Children.	Under 16	Orphans and destitute.	By contributions	For girls, sewing, knitting, &c.; for boys, farming; talented boys are sent to college.	Adopted into good families. Provided with education.
164	Orphan Asylum*	6-14	Poverty	By contributions	Farming and housework.	Placed in good families.
165	German Methodist Orphan Asylum	1 and over		Church contributions	None	At 16 years of age placed in good families. Indentured.
166	German Protestant Orphan Asylum	Under 12		Endowment and contributions	None	
167	New Orphan Asylum for Colored Youth.	Under 12	None	By contributions.	Farming, shoemaking, tailoring, and general housework.	
168	St. Aloysius Orphan Asylum	Under 12	None	Monthly fees and collections from St. Aloysius Benevolent Society.	Shoemaking and gardening.	
169	Cleveland Protestant Orphan Asylum	Under 10	Orphanage	Endowment and contributions.	Shoemaking and gardening.	
170	Jewish Orphan Asylum, L. O. B.	5-12		Contributions from lodges and donations.	None	
171	{St. Mary's Orphan Asylum.	2-11		Industry of inmates and contributions.	Sewing and housework.	
172	{St. Joseph's Asylum.	2-11		By contributions.	Housework	
173	St. Vincent's Male Orphan Asylum	Under 16		County tax	Housework and farming.	
174	Montgomery County Children's Home	2-10	Poverty and orphanage	Endowment, contributions, and proceeds of farm.	Farming, housework, and sewing.	
175	Ebenezer Orphan Asylum	1-15		Voluntary contributions	Housework and sewing	
	Children's Home of Butler County					

\* From a return for 1877.

TABLE XXI.—PART 1.—Statistics of orphan asylums—Continued.

	Name.	Conditions of admission.		How supported.	Industries taught.	Provision for children who have left the institution.
		Age.	Other conditions.			
	<b>1</b>	<b>10</b>	<b>11</b>	<b>12</b>	<b>13</b>	<b>14</b>
176	Children's Home of Lawrence County	Over 2		By county	Sewing, knitting, and housework.	Placed in good homes
177	Washington County Children's Home	Under 16		By taxation	Housekeeping and farming.	Provided with good
178	Fairmount Children's Home	Under 16	Orphanage, abandonment, and destitution.	By taxation	Housework, sewing, farming, and gardening.	Indentured or adopted
179	Home for Friendless Children	2-16		By contributions	Housework and gardening.	Placed in Christian
180	Scioto County Children's Home	Under 16	Poor children of the county or orphans.	By county tax	Housework, sewing, knitting, and gardening.	Placed in homes until or returned to friends
181	Citizen Hospital and Orphan Asylum	2 and over	Orphanage	By industry of inmates	Farming and housework.	Placed in homes.
182	German Evangelical Lutheran Orphan Asylum.	2 and over	Helpless orphans, or, if able, payment of \$2 to \$6 a month for board.	Contributions of orphan society, donations, and produce of farm.		Taught trades or professions.
183	Protestant Orphans' Home		Destitution and orphanage.	By contributions	Housework	Adopted into families.
184	St. Vincent Orphan Asylum		Destitution	By contributions	Sewing and housework.	Placed with farmers.
185	McIntire Children's Home	4-12		By endowment	Housework	Placed with farmers, placed, or received, friends, or returned to friends.
186	Protestant Orphan Asylum of Pittsburgh and Allegheny.	12	Orphans and half orphans	Contributions and endowment.	Housework, gardening, and sewing.	Placed in good homes
187	St. Joseph's Orphan Asylum	2-13	Must be deserving	Collections, donations, and board of half orphans.	Housework and sewing.	Returned to friends.
188	Orphans' Home and Asylum for the Aged and Infirm of the Evangelical Lutheran Church.			By contributions	Housework, gardening, and chair caning.	Indentured.
189	Home for Friendless Children of the City and County of Lancaster.	4-12	Must be of white parentage.	County appropriation.		Indentured.
190	Emmaus Orphan Home	5-12	Destitution and good health.	Endowment of George Frey	Horticulture and domestic economy.	Places provided for
191	Baptist Orphanage.			Voluntary contributions	Farming, general housework, and mending.	Adopted, taken by friends, or placed in good homes.
192	Bohemia Children's Christian Home	2-6				

193	Burd Orphan Asylum of St. Stephen's Church.	4-8	Fatherless and baptized in the P. E. Church.	By endowment.	Sewing, housework, and cooking.	Placed at trades or institutions; given an outfit of clothing and \$50. Places are found for 14 and 18 years of age.
194	Church Home for Children.	3-9	Orphanage and destitution.	Voluntary contributions.	Housework, cooking, and sewing.	
195	Girard College for Orphans.	6-10	Poor, white male orphans; preference is given to those born in Philadelphia.	Endowment.	Shoemaking, carpentry, and gardening.	
196	Home for Destitute Colored Children.	Under 12.	Destitution.	Endowment and contribution.	None.	Inductured to trades by 14 and 18 years of age.
197	Jewish Foster Home and Orphan Asylum.	Under 4.		Contributions, subscriptions, and dues from members.	Housework and sewing.	Those over 13 years are outside of the home on some trade, but receive charge until inducted.
198	Northern Home for Friendless Children.	2-12	Orphanage and of legitimate birth.	By contributions.	None.	Inductured into families.
199	Philadelphia Orphan Asylum.	Boys, under 6; girls, under 8.		Endowment and annual contribution.	Housework and sewing.	Boys under 10 years; in Girard College; placed in families.
200	Presbyterian Orphanage in the State of Pennsylvania.	3-8	Good physical condition.	Voluntary contributions.		Placed in families until inducted at 10; girls, 18, boys until 19.
201	Southern Home for Destitute Children.	Under 12.		By dues from members of Society of Friends.		Inductured or returned to good homes.
202	Shelter for Colored Orphans.	Under 8.		Endowment, subscription, and board of inmates.	Sewing and housework.	Inductured to trades or returned to families.
203	Union Temporary Home.	Girls, 3-12; boys, 2-8.		Contributions and interest on endowment.		Inductured to families.
204	Western Home for Poor Children.	4-12		Voluntary contributions.	Gardening, sewing, and housework.	Inductured to families.
205	Benevolent Association Home for Children.	2-10		By contributions.	Dress and shirt making, laundry and house work.	Inductured to families.
206	St. Catharine's Female Orphan Asylum.	1-13	Good health.	Income, farm products, and voluntary donations.	Sewing, housework, and gardening.	None; given an education to gain a livelihood.
207	St. Vincent's Orphan Asylum.	13		Contributions and endowment.	Farming, dairy and house work.	Furnished two suits of clothing and placed in homes.
208	Emilen Institution.	4-14		By county appropriations.	Household work and sewing.	Inductured.
209	Home for Friendless Children.	No limit.		By contributions of school and congregation.	Farming.	
210	Allegheny County Home.	6-13	Legitimate birth.	By contributions of school and State board of soldiers orphans.	Dressmaking, house-keeping, and farming.	Four months of school each year and board good homes until 18 years, when they receive outfit of clothing and
211	Botham Orphan Home.	Under 12.		Interest on fund, contributions, and State board of soldiers orphans.	Household work, sewing, dressmaking, and tailoring.	
212	Children's Home for Borough and County of York.			Voluntary contributions received from boarders, and income from fund.		
213	Bristol Home for Destitute Children.					

TABLE XXI.—PART I.—Statistics of orphan asylums—Continued.

Name.	Conditions of admission.		How supported.	Industries taught.	Provision for children have left the institution.
	Age.	Other conditions.			
1	10	11	12	13	14
214 St. Mary's Orphanage	2-12	Poverty	Voluntary gifts	Sewing and housework	Placed in homes.
215 Home for Friendless and Destitute Children	3 and over	Good health	Subscription, donation, endowment, and interest on legacy.	Housework	Adopted apprentices placed in suitable homes, at least until 18 years old.
216 Children's Friend Society	2-13		By contributions	Housework and farming.	Placed in families.
217 Providence Association for the Benefit of Colored Children	3		By charity	Housework and sewing.	Situations are provided to the privilege of returning to the asylum.
218 St. Aloysius Orphan Asylum	2-14		By contribution	Sewing and housework	Placed in homes, at least until 18 years old.
219 Charleston Orphan House	Under 12	Orphanage, destitution, and one year's residence in the city.	City appropriations, bequests, and donations.	Housework, laundry work, dressmaking, tailoring, and gardening.	Placed in families.
220 Hebrew Orphan Society	6-13		By contributions	None	None.
221 Thornwell Orphanage			By endowment, gifts, and labor of inmates.	Printing, farming, housework, and sewing.	Placed in homes, at least until 18 years old.
222 Palmetto Orphan Home	Under 12	Destitution	State appropriation	Housework	Provided with good homes and given an education.
223 State Orphan Asylum	5-12		Voluntary contributions	Farming and gardening.	Homes are provided.
224 Carolina Orphan Home	Under 12		Voluntary contributions	Sewing, housework, laundry work, and gardening.	Adopted or indentured.
225 Canfield Orphan Asylum			Voluntary contributions	Household duties	Indentured or adopted.
226 Church Orphan Home			By church people of Memphis	Sewing, housework, and farming.	Placed in families.
227 Nashville Protestant Orphan Asylum	Boys, under 16; no limit for girls		County appropriations and contributions.		Placed in good homes.
228 St. Mary's Orphan Asylum	2-10		Voluntary contributions	Domestic work, chair-sewing, and farming.	Placed in homes.
229 Home for Destitute Children	2-10		Contributions and interest on permanent fund.	Sewing, housework, and farming.	Placed in good homes.
230 Providence Orphan Asylum			Contributions	Sewing, housework, and laundry work.	Placed in homes.
231 Jackson Orphan Asylum			Active charity and contributions		
232 Norfolk City Female Orphan Asylum	2-10		Appropriations and contributions		



	5-12	Destitution and or- phanage.	By endowment.....	Farming and house- work.	Placed in homes.
233 Portsmouth Orphan Asylum.....	Any age . . . . . 3	Destitution . . . . .	Donations and city appropriation Contributions . . . . .	Housework and sewing All domestic work . . . . .	Indentured.
234 Friends' Asylum for Colored Orphans* . . . . .	Under 10 . . . . .	Destitution . . . . .	Endowment and church contri- butions.	Dressmaking, laundry and general house- work.	
235 St. Joseph's Orphan Asylum . . . . .	2 and over . . . . .	Orphans and half or- phanas.	By subscriptions.....	Sewing and domestic work.	Provided with good homes.
236 St. Paul's Church Home . . . . .	2-12 . . . . .	Destitution . . . . .	By contributions.....	General housework and sewing.	Adopted, indentured, or re- turned to parents.
237 St. Vincent's Roman Catholic Orphan Asylum. . . . .	Under 14 . . . . .	Destitution . . . . .	Voluntary contributions . . . . .	General house duties . . . . .	
238 Milwaukee Orphan Asylum . . . . .	Under 15 . . . . .		By endowment.....	Household duties . . . . .	Provided with good clothes and situations.
239 St. Rose's and St. Joseph's Orphan Asy- lum. . . . .	2-13 . . . . .		By contributions . contributions, and members' dues.	Sewing and housework.	Adopted into families. Homes secured for them.
240 Taylor Orphan Asylum . . . . .	Under 12 . . . . .	Destitution . . . . .	Voluntary contributions . . . . .	Sewing and housework.	
241 St. Elizabeth's Orphan Asylum . . . . .	5-12 . . . . .	Good health . . . . .	Endowment, donations, and in- dustry of inmates.	Sewing and household duties.	Placed in homes.
242 Home for Destitute Colored Women and Children. . . . .	12-18 . . . . .		Funds of the Cherokee Nation . . . . .	Agriculture . . . . .	Sent to St. Rose's to learn trades. None.
243 St. John's Orphanage . . . . .					
244 St. Joseph's Orphan Asylum . . . . .					
245 St. Vincent's Female Orphan Asylum . . . . .					
246 Cherokee Orphan Asylum . . . . .					

\* From return for 1877.

TABLE XXI.—PART 1.—Statistics of orphan asylums—Continued.

No.	Name.	Amount of permanent fund.	Income.	Expenditure.	Present inmates.														
					Sex.		Race.		Parent age.		Orphanage.			Instruction: number taught—					
					Male.	Female.	White.	Colored.	Native.	Foreign.	Orphans.	Half orphans.	Foundlings.	Reading.	Writing.	Arithmetic.	Drawing.	Music.	
					15	16	17	18	19	20	21	22	23	24	25	26	27	28	29
1	Church Homes for Orphans				9	42	51	0	51	0	51	0	51	0	51	0	51	0	50
2	Protestant Orphan Asylum	\$5,000	\$4,125	\$3,310	25	20	45	0	0	0	0	0	0	0	0	0	0	0	0
3	Orphans' Home of the Synod of Alabama	0	3,200	15,150	30	0	0	0	0	0	0	0	0	0	0	0	0	0	0
4	Sacramento Protestant Orphan Asylum	0	14,027	13,012	46	38	82	0	0	0	0	0	0	0	0	0	0	0	0
5	Pacific Hebrew Orphan Asylum and Home Society	118,633	644,000	14,863	28	82	61	0	0	0	0	0	0	0	0	0	0	0	0
6	Roman Catholic Orphan Asylum	7,000	40,225	45,239	0	325	925	0	30	395	85	202	325	825	325	44	44	44	20
7	St. Boniface's Orphan Asylum				23	28	48	0	48	2	6	27	21	21	14	14	16	2	50
8	St. Vincent's Male Orphan Asylum				390	0	931	4	385	5	131	224	290	290	250	0	0	0	0
9	Good Templars' Home for Orphans	13,250	14,333	11,370	31	95	36	0	48	47	20	75	76	49	64	0	0	0	0
10	Bridgport Protestant Orphan Asylum	0	2,500	10,000	10	30	30	0	10	45	45	25	59	6	64	0	0	0	0
11	Harford Orphan Asylum	75,000	12,000	10,000	60	147	6	70	83	20	60	140	130	130	180	120	112	112	112
12	New Haven Orphan Asylum	50,000	10,000	12,000	93	67	119	0	119	0	14	109	0	112	112	95	112	112	112
13	St. Francis Orphan Asylum	0	10,000	10,000	11	10	21	0	21	0	11	8	2	19	14	13	0	0	0
14	Orphans' Home, North Georgia Conference	0	3,500	2,200	0	28	26	0	28	0	15	7	4	20	24	24	0	0	0
15	Appalachee Church Home, Georgia Conference	2,400	3,100	2,400	14	12	26	0	21	5	20	3	4	20	24	24	0	0	0
16	Orphans' Home of South Georgia Conference	19,500	2,275	1,848	0	28	26	0	28	0	18	8	4	20	24	24	0	0	0
17	Episcopal Orphans' Home	4,500	4,246	4,689	65	0	65	0	60	0	60	6	0	65	65	65	0	0	0
18	Episcopal Orphanage	2,400	2,400	4,000	65	0	65	0	60	0	60	6	0	65	65	65	0	0	0
19	St. John Society, Bathesda Orphan Home	2,250	2,250	2,798	81	37	94	2	80	81	24	46	1	67	25	23	0	0	0
20	St. Joseph's Orphan Asylum	18,000	5,250	5,432	57	87	94	0	80	81	24	46	1	67	25	23	0	0	0
21	Chicago Protestant Orphan Asylum				100	150	250	0	150	100	150	200	200	150	200	200	0	0	0
22	St. Joseph's Orphan Asylum				64	728	41	27	68	0	8	45	0	150	100	(41)	0	0	0
23	Union Orphan Asylum	0	1,750	6,480	20	20	0	0	8	65	23	45	0	20	18	16	18	0	0
24	Home for the Friendless	600,000	3,775	3,775	3	11	14	0	13	2	7	6	1	14	0	2	0	0	0
25	Home for Friendless Colored Children	3,000	4,000	3,000	23	14	37	0	24	13	27	9	1	20	20	20	0	0	0
26	Home for Friendless Colored Children	3,000	3,000	3,000	32	8	40	0	40	0	8	14	1	30	30	20	0	0	0
27	Indianapolis Orphan Asylum				41	27	68	0	63	80	26	66	15	37	37	12	0	0	0
28	Indianapolis Orphan Asylum and Industrial School	5,906	5,323	92	0	92	0	0	63	80	26	66	15	37	37	12	0	0	0
29	St. Joseph's Orphan Asylum and Industrial School	3,000	3,000	3,000	4	60	64	0	24	40	16	47	1	58	30	80	0	0	0
30	St. Joseph's Orphan Asylum and Manual Labor School	4,000	4,000	4,000	146	0	146	0	116	0	70	76	0	180	100	60	0	0	0
31	St. Vincent's Male Orphan Asylum				0	116	0	0	116	0	70	76	0	180	100	60	0	0	0

No.	Name of Institution	1877	1878	1879	1880	1881	1882	1883	1884	1885	1886	1887	1888	1889	1890	1891	1892	1893	1894	1895	1896	1897	1898	1899	1900	
32	German Orphan Asylum	0	0	0	0	0	0	0	0	0	0	0	0	0	0	0	0	0	0	0	0	0	0	0	0	0
33	St. Thomas Orphan Asylum	25,000	3,300	2,100	0	0	0	0	0	0	0	0	0	0	0	0	0	0	0	0	0	0	0	0	0	0
34	St. John's Orphan Asylum	17,000	4,000	4,000	11	9	20	0	19	10	10	0	0	0	0	0	0	0	0	0	0	0	0	0	0	0
35	Royalist Orphan's Home	0	850	0	869	11	9	20	0	12	42	0	0	0	0	0	0	0	0	0	0	0	0	0	0	0
36	German Baptist Bethesda	0	9,200	9,076	26	35	61	0	0	61	32	29	0	48	48	0	0	0	0	0	0	0	0	0	0	0
37	German Protestant Orphan Asylum	123,000	0	0	43	59	102	0	92	10	26	76	0	98	98	0	0	0	0	0	0	0	0	0	0	0
38	Monticello Widows' and Orphan's Home	0	4,000	4,000	7	20	27	0	0	0	0	0	0	0	0	0	0	0	0	0	0	0	0	0	0	0
39	Orphanage of the Good Shepherd	55,000	2,000	2,000	58	45	103	0	0	0	0	0	0	0	0	0	0	0	0	0	0	0	0	0	0	0
40	Protestant Orphan's Home Society of Louisville	0	8,000	8,000	0	66	96	0	60	0	0	0	0	0	0	0	0	0	0	0	0	0	0	0	0	0
41	Protestant Orphan's Home Society of Louisville	119,873	8,000	8,000	0	66	96	0	60	0	0	0	0	0	0	0	0	0	0	0	0	0	0	0	0	0
42	St. Joseph's Orphan Asylum	75,000	4,000	4,000	0	26	26	0	26	0	10	16	0	0	0	0	0	0	0	0	0	0	0	0	0	0
43	St. Vincent's Orphan Asylum	17,000	0	0	0	1	0	0	0	0	0	0	0	0	0	0	0	0	0	0	0	0	0	0	0	0
44	St. Vincent's Orphan Asylum	0	0	0	0	0	0	0	0	0	0	0	0	0	0	0	0	0	0	0	0	0	0	0	0	0
45	Kennick Female Orphan School	20,000	0	0	53	49	102	0	84	18	75	25	0	60	60	0	0	0	0	0	0	0	0	0	0	0
46	Cleveland Orphan Institution	0	26,085	24,081	53	49	102	0	38	16	22	32	0	54	54	0	0	0	0	0	0	0	0	0	0	0
47	Orphan's Home Society	0	1,600	1,600	0	32	8	24	0	0	0	0	0	0	0	0	0	0	0	0	0	0	0	0	0	0
48	Association for the Relief of Jewish Widows and Orphans	0	0	0	0	0	0	0	0	0	0	0	0	0	0	0	0	0	0	0	0	0	0	0	0	0
49	Asylum for Destitute Orphan Boys	0	0	0	0	0	0	0	0	0	0	0	0	0	0	0	0	0	0	0	0	0	0	0	0	0
50	Half Orphan Asylum	0	0	0	0	0	0	0	0	0	0	0	0	0	0	0	0	0	0	0	0	0	0	0	0	0
51	Louisiana Asylum	0	0	0	0	0	0	0	0	0	0	0	0	0	0	0	0	0	0	0	0	0	0	0	0	0
52	Boyd's Female Orphan Asylum	0	0	0	0	0	0	0	0	0	0	0	0	0	0	0	0	0	0	0	0	0	0	0	0	0
53	St. Joseph's German Orphan Asylum	0	15,000	10,347	108	131	234	0	186	38	126	92	0	145	145	15	50	234	0	0	0	0	0	0	0	0
54	St. Mary's Catholic Orphan Boys' Asylum	42,000	4,500	4,500	11	29	30	1	40	0	25	14	1	40	19	21	0	0	0	0	0	0	0	0	0	0
55	Children's Home	31,000	8,500	2,889	0	66	28	0	24	3	3	15	0	24	20	10	24	0	0	0	0	0	0	0	0	0
56	Asylum of Our Lady of Lourdes	0	0	0	0	0	0	0	0	0	0	0	0	0	0	0	0	0	0	0	0	0	0	0	0	0
57	Female Orphan Asylum of Portland	0	0	0	0	0	0	0	0	0	0	0	0	0	0	0	0	0	0	0	0	0	0	0	0	0
58	Baltimore Orphan Asylum	4,875	6,000	7,000	18	20	38	0	28	28	28	28	0	28	28	28	0	0	0	0	0	0	0	0	0	0
59	Christ Church Asylum for Female Children	24,000	6,000	5,100	11	40	0	51	8	105	60	113	0	120	120	120	12	4	540	15	0	0	0	0	0	0
60	Hebrew Orphan Asylum of Baltimore	0	7,338	7,258	78	95	173	0	128	128	128	0	128	128	128	12	4	540	15	0	0	0	0	0	0	0
61	Johns Hopkins Colored Orphan Asylum	0	0	0	0	0	0	0	0	0	0	0	0	0	0	0	0	0	0	0	0	0	0	0	0	0
62	St. Anthony's Asylum	0	0	0	0	0	0	0	0	0	0	0	0	0	0	0	0	0	0	0	0	0	0	0	0	0
63	St. Mary's Female Orphan Asylum	0	3,582	3,578	96	36	36	0	35	1	0	26	1	0	26	1	0	0	0	0	0	0	0	0	0	0
64	St. Paul's Orphan Asylum	0	1,773	1,622	28	26	26	0	28	26	26	0	0	26	26	26	0	0	0	0	0	0	0	0	0	0
65	St. Peter's Asylum for Female Children	0	4,024	3,985	40	24	24	0	30	1	12	28	0	40	37	37	0	0	0	0	0	0	0	0	0	0
66	Baltimore Male Orphan Asylum	80,000	5,000	5,000	24	24	24	0	24	24	24	0	24	24	24	24	0	0	0	0	0	0	0	0	0	0
67	Baltimore Manual Labor School for Indigent Boys	46,000	23,080	23,080	88	56	142	0	134	10	70	74	0	126	126	126	0	0	0	0	0	0	0	0	0	0
68	Baldwin Place Home for Little Wanderers	208,000	14,000	13,868	83	83	0	0	0	0	0	0	0	0	0	0	0	0	0	0	0	0	0	0	0	0
69	Boston Female Asylum	0	8,000	8,000	23	14	33	0	2	27	23	6	0	37	37	37	0	0	0	0	0	0	0	0	0	0
70	Dr. Martin Luther Orphan Home	0	17,313	16,510	182	130	182	0	95	87	55	86	0	182	182	182	0	0	0	0	0	0	0	0	0	0
71	House of the Angel Guardian	0	12,586	9,873	130	30	70	0	0	0	0	0	0	0	0	0	0	0	0	0	0	0	0	0	0	0
72	St. Vincent Asylum	1,200	3,881	1,024	40	30	70	0	0	0	0	0	0	0	0	0	0	0	0	0	0	0	0	0	0	0
73	House of Providence	0	0	0	0	0	0	0	0	0	0	0	0	0	0	0	0	0	0	0	0	0	0	0	0	0
74	Protectory of Mary Immaculate	0	0	0	0	0	0	0	0	0	0	0	0	0	0	0	0	0	0	0	0	0	0	0	0	0
75	New Bedford Orphan's Home	3,903	8,873	13	20	33	33	1	55	13	23	42	1	43	37	37	0	0	0	0	0	0	0	0	0	0
76	Newton Home for Orphan and Destitute Girls	3,470	2,480	2,419	7	19	19	0	4	15	4	13	19	19	19	19	0	0	0	0	0	0	0	0	0	0
77	City Orphan Asylum	0	0	0	0	0	0	0	0	0	0	0	0	0	0	0	0	0	0	0	0	0	0	0	0	0
78	Seaman's Orphan and Children's Friend Society	0	0	0	0	0	0	0	0	0	0	0	0	0	0	0	0	0	0	0	0	0	0	0	0	0
79	Church Home for Orphan and Destitute Children	0	0	0	0	0	0	0	0	0	0	0	0	0	0	0	0	0	0	0	0	0	0	0	0	0
80	Children's Home	17,000	3,000	11,000	50	50	100	0	75	25	20	70	0	100	100	100	0	0	0	0	0	0	0	0	0	0

<sup>e</sup> Suspended in 1873; there is but 1 inmate at time of reporting.

<sup>c</sup> In real estate.  
<sup>d</sup> Is property a graded normal school; to be transferred to Table III.

<sup>a</sup> From a return for 1877.  
<sup>b</sup> Of this \$21,000 were a bequest.  
<sup>c</sup> Also \$2,000 in bills receivable.

TABLE XXI.—PART 1.—Statistics of orphan asylums—Continued.

No.	Name.	Amount of permanent fund.	Income.	Expenditure.	Present inmates.										Total					
					Sex.		Race.		Parent- age.		Orphanage.		Instruction; number taught—							
					Male.	Female.	White.	Colored.	Native.	Foreign.	Orphans.	Half orphans.	Foundlings.	Reading.		Writing.	Arithmetic.	Drawing.	Music.	
	I	15	16	17	18	19	20	21	22	23	24	25	26	27	28	29	30	31	32	33
80	Orphans' Home	\$12,000	\$3,123	\$3,229	22	8	30	0	30	0	1	28	1	23	23	23	23	28	12	12
81	Ladies' Protestant Orphan Asylum*	10,500	3,000	3,000	63	63	63	10	10	10	8	18	0							
82	St. Anthony's Male Orphan Asylum	0	344	989	15	135	150	105	45	60	67	2	15	70	50	50	12	12	19	19
83	St. Vincent's Orphan Asylum	100	1,000	1,000	8	16	17	11	11	0	6	10	2	17	17	16	1	1	1	1
84	St. Mary's Orphan Asylum	0	5,339	4,991	8	16	0	16	0	0	10	1	1	11	11	11	1	1	19	19
85	German Orphan Asylum	0	5,309	5,070	8	11	19	0	18	1	1	1	1	45	38	38	0	15	86	86
86	St. Joseph's Orphan Asylum	0	6,000	6,000	50	30	80	45	35	30	50	0	0	52	52	52	12	3	17	17
87	D'Evereux Hall	0	10,000	8,000	74	59	133	0	133	0	70	63	0	133	133	133	133	3	17	17
88	Evangelical Lutheran Orphan Home	3,000	8,000	8,000	369	339	369	339	81	288	140	110	2	160	160	142	7	30	30	30
89	Catholic Protectorate of St. Louis	0	4,979	5,485	279	141	141	3	138	69	72	0	0	279	279	279	279	3	17	17
90	Home of the Good Shepherd	0	4,979	4,979	65	35	100	0	100	0	20	49	0	69	69	45	0	69	15	15
91	St. Bridget's Half Orphan Asylum	26,000	5,485	12,000	6	19	24	43	1	42	2	19	25	30	30	24	4	44	45	45
92	St. Joseph's Male Orphan Asylum	0	1,120	792	20	5	18	18	0	14	0	5	8	5	8	0	0	0	0	0
93	St. Mary's Orphan Asylum	0	10,000	10,000	20	50	0	6	44	6	42	0	41	38	38	0	0	34	34	34
94	St. Louis Protestant Orphan Asylum	25,940	12,098	6,000	35	50	85	35	65	22	8	1	1	50	50	30	30	3	10	10
95	State Orphans' Home	0	3,693	3,673	23	18	39	2	31	10	11	20	1	30	20	20	0	41	20	20
96	New Hampshire Orphans' Home	4,200	4,200	3,100	4	20	43	1	42	2	19	25	0	30	30	24	4	44	40	40
97	West Jersey Orphanage for Destitute Colored Children	0	4,200	792	13	5	18	18	0	14	0	5	8	5	8	0	0	0	0	0
98	Home for Friendless Children*	0	10,000	10,000	105	105	104	1	36	69	41	38	69	91	88	80	0	3	10	10
99	St. Mary's Female Orphan Asylum	0	12,098	6,000	35	50	85	35	65	22	8	1	1	50	50	30	30	3	10	10
100	Newark Orphan Asylum	0	3,693	3,673	23	18	39	2	31	10	11	20	1	30	20	20	0	41	20	20
101	St. Peter's Asylum	18,626	3,693	3,673	42	21	63	0	63	0	12	51	0	50	40	34	29	63	40	40
102	Orange Orphan Home*	0	11,968	11,968	80	100	180	0	170	30	140	101	0	170	95	110	110	14	30	30
103	Peterson Orphan Asylum	0	11,968	11,968	80	100	180	0	170	30	140	101	0	170	95	110	110	14	30	30
104	St. Mary's Orphan Asylum	0	11,968	11,968	80	100	180	0	170	30	140	101	0	170	95	110	110	14	30	30
105	Association for Orphans, Half Orphans, and Homeless Children.	0	11,968	11,968	80	100	180	0	170	30	140	101	0	170	95	110	110	14	30	30
106	St. Vincent's Male Orphan Asylum	0	11,968	11,968	80	100	180	0	170	30	140	101	0	170	95	110	110	14	30	30





TABLE XXI.—PART I.—Statistics of orphan asylums—Continued.

Name.	Amount of permanent fund.	Income.	Expenditure.	Present inmates.						Instruction; number taught—				Library.					
				Sex.		Race.		Parent age.		Orphans.	Half orphans.	Foundlings.	Reading.	Writing.	Arithmetic.	Drawing.	Music.	Number of volumes.	Increase in the last school year.
				Male.	Female.	White.	Colored.	Native.	Foreign.										
<b>1</b>	<b>15</b>	<b>16</b>	<b>17</b>	<b>18</b>	<b>19</b>	<b>20</b>	<b>21</b>	<b>22</b>	<b>23</b>	<b>24</b>	<b>25</b>	<b>26</b>	<b>27</b>	<b>28</b>	<b>29</b>	<b>30</b>	<b>31</b>	<b>32</b>	<b>33</b>
Providence Orphan Asylum.....	\$0	\$4,000	\$4,000	(96)	11	12	0	12	0	96	0	0	06	96	32	0	0	142	.....
Locksien Orphan Asylum.....	0	2,200	2,100	1	11	12	0	12	0	96	0	0	12	12	12	0	0	.....	.....
Norfolk City Female Orphan Asylum.....	0	3,000	3,000	30	30	17	17	17	17	17	17	17	26	26	20	0	0	129	6
Portsmouth Orphan Asylum.....	25,000	1,100	1,009	13	6	18	1	19	0	4	8	8	11	10	10	1	1	.....	.....
Trondis' Asylum for Colored Orphans*.....	.....	.....	.....	12	12	0	24	24	0	.....	.....	.....	8	8	8	0	24	850	0
St. Joseph's Orphan Asylum.....	.....	.....	.....	67	67	.....	.....	.....	.....	.....	.....	.....	.....	.....	.....	.....	.....	.....	.....
St. Paul's Church Home.....	.....	.....	.....	2,500	.....	.....	.....	.....	.....	.....	.....	.....	.....	.....	.....	.....	.....	.....	.....
St. Vincent's Roman Catholic Orphan Asylum.....	0	5,119	5,205	0	52	52	0	40	12	10	42	0	40	30	25	0	0	.....	.....
Milwaukee Orphan Asylum.....	.....	.....	.....	49	25	72	2	29	45	10	64	0	50	25	30	25	0	185	20
St. Francis and St. Joseph's Orphan Asylum.....	0	9,000	4,585	49	150	150	0	50	50	90	60	0	132	125	100	6	6	.....	.....
The York Orphan Asylum.....	5141,324	13,807	14,783	22	27	49	0	40	12	37	40	40	40	40	30	0	0	300	.....
St. Elizabeth's Orphan Asylum.....	0	3,500	3,500	126	126	126	88	38	70	56	64	64	64	64	64	0	0	.....	.....
St. Elizabeth's Orphan Asylum.....	0	9,891	9,891	49	36	0	85	85	0	28	57	0	42	25	31	0	0	350	15
St. John's Orphanage.....	.....	.....	.....	20	25	45	.....	.....	.....	.....	.....	.....	.....	.....	.....	.....	.....	.....	.....
St. Vincent's Female Orphan Asylum.....	0	10,000	10,000	113	12	125	.....	.....	.....	.....	.....	.....	57	57	57	0	0	.....	.....
St. Vincent's Female Orphan Asylum.....	.....	.....	.....	139	139	139	0	0	89	50	0	139	139	139	139	0	2	600	.....
Cherokee Orphan Asylum.....	.....	.....	.....	74	73	0	0	0	0	146	.....	.....	146	146	146	146	146	.....	.....

<sup>b</sup> Total assets, March, 1879.

<sup>c</sup> Includes hospital expenses.

<sup>d</sup> From a return for 1877.

TABLE XXI.—PART 2.—Statistics of soldiers' orphans' homes.

Name.	Location.	Year of incorporation.	Year of organization.	Superintendent.	Religious denomination.	Number of officers, teachers, and assistants.		Total number of inmates since foundation.
						Male.	Female.	
1	Soldiers' Orphans' Home.....	1867	1869	Mrs. Virginia C. Ohr.....	Non-sect..	7	8	9
2	Indiana Soldiers' Orphans' Home.....	1869	1868	W. B. McGavran.....	Non-sect..	12	24	1,298
3	Soldiers' Orphans' Home and Home for Indigent Children.....	1863	1863	S. W. Pierce.....	Non-sect..	7	17	683
4	Ohio Soldiers' and Sailors' Orphans' Home.....	1869	1870	N. R. Wyman.....	Non-sect..	38	58	1,585
5	Bridgewater Soldiers' Orphan School.....	1868	1868	James Siltzer.....	Non-sect..	3	6	259
6	St. Paul's Orphan Home.....	1868	1867	Rev. T. P. Stauffer.....	Ref. Ch'rch in U. S.	3	4	.....
7	White Hall Soldiers' Orphan School.....	1866	1863	J. Addison Moore.....	Non-sect..	9	8	840
8	Chester Springs Soldiers' Orphan School.....	1868	1868	Mrs. E. H. Moore.....	Non-sect..	7	13	971
9	Dayton Soldiers' Orphan School.....	1866	1866	Hugh M. Candless.....	Non-sect..	6	8	741
10	Harford Soldiers' Orphan School.....	1865	1865	H. S. Sweet.....	Cong.....	5	10	700
11	McAlisterville Soldiers' Orphan School.....	1864	1864	Jacob Smith.....	Non-sect..	8	11	863
12	Mansfield Soldiers' Orphans' School.....	.....	1867	F. A. Allen.....	Non-sect..	7	10	689
13	Mercer Soldiers' Orphan School.....	.....	1868	H. R. Stewart.....	Non-sect..	.....	.....	767
14	Mount Joy Soldiers' Orphan School.....	.....	1864	George W. Wright, manager.....	Non-sect..	6	9	968
15	Lincoln Institution.....	.....	1866	William M. Huffg.....	P. E.....	5	16	316
16	The Educational Home*.....	.....	1871	William McDonald.....	P. E.....	8	27	317
17	Uniontown Soldiers' Orphan School.....	.....	1866	A. H. Waters.....	Non-sect..	11	10	643

\* From return for 1877.



TABLE XXI.—PART 2.—Statistics of soldiers' orphans' homes—Continued.

	Name.	Conditions of admission.		How supported.	Industries taught.	Provision for children have left the institution.
		Age.	Other conditions.			
1	Soldiers' Orphans' Home	10	11	13	13	14
2	Indiana Soldiers' Orphans' Home	Under 14	Children of deceased or disabled soldiers.	State appropriations	Farming and general housework.	Sent to friends.
3	Soldiers' Orphans' Home and Home for Indigent Children.	Under 15	Residents of State and Indiana.	State appropriations	Farm and housework.	None.
4	Ohio Soldiers' and Sailors' Orphan Home.	Under 16	Orphans of soldiers and sailors.	State appropriations	Farming, sewing, and domestic work.	Returned to guards.
5	Bridgewater Soldiers' Orphan School.	5 and over	Orphans of soldiers and sailors.	State appropriations	Shoemaking, tinning, and printing.	Provided with homes.
6	St. Paul's Orphan Home		Orphans or half orphans	State appropriations	Farming, sewing, and housework.	Returned to friends.
7	White Hall Soldiers' Orphan School.		Orphans or half orphans	By contributions	Printing, shoemaking, farming, and housework.	Indentured or returned to friends.
8	Chester Springs Soldiers' Orphan School.	Under 16	Orphans or half orphans	State appropriations	Farming.	None.
9	Dayton Soldiers' Orphan School.	4-16	Orphans or half orphans	State appropriations	Domestic industries	Returned to friends.
10	Harford Soldiers' Orphan School.	Under 16	Orphans or half orphans	State appropriations	Farming, shoemaking, and housework.	None.
11	McAlisterville Soldiers' Orphan School.		Orphans or half orphans	State appropriations	Farm and domestic work.	None.
12	Manassas Soldiers' Orphan School.		Orphans or half orphans	State appropriations	Farming, shoemaking, and housework.	None.
13	Mercer Soldiers' Orphan School.	7-16	Soldiers' orphans	State appropriations	Sewing, housework, and shoemaking.	Situations are provided by State appropriation.
14	Mount Joy Soldiers' Orphan School.	5-16	Children of deceased or disabled soldiers.	State appropriations	Sewing, domestic work, and farming.	Some are sent one year to normal school.
15	Lincoln Institution	3-16	Children of deceased or disabled soldiers.	Endowment, appropriations, contributions, &c.	All classes of industry and business.	Situations are provided by State appropriation. Some are sent one year to normal school. Situations are provided by State appropriation. Some are sent one year to normal school. Situations are provided by State appropriation. Some are sent one year to normal school.
	The Educational Home*	3-9	Need of a home	Voluntary contributions and payment of board by State and by individuals.		Transferred at 13 years of age to the orphan institution.
	Uniontown Soldiers' Orphan School.		Pennsylvania soldiers' orphans and children of destitute and disabled soldiers.	State appropriations	Farming, shoemaking, broommaking, blacksmithing, housework, and sewing.	

\* From returns for 1877.

TABLE A.11.—PART 2.—Statistics of soldiers' orphans' homes—Continued.

Name.	Amount of permanent fund.	Income.	Expenditure.	Present inmates.										Library.					
				Sex.		Race.		Percentage.		Orphanage.			Instruction, number taught—					Number of volumes.	Increase in the last school year.
				Male.	Female.	White.	Colored.	Natives.	Foreign.	Orphans.	Half orphans.	Foundlings.	Reading.	Writing.	Arithmetic.	Drawing.	Music.		
<b>1</b>	<b>15</b>	<b>16</b>	<b>17</b>	<b>18</b>	<b>19</b>	<b>20</b>	<b>21</b>	<b>22</b>	<b>23</b>	<b>24</b>	<b>25</b>	<b>26</b>	<b>27</b>	<b>28</b>	<b>29</b>	<b>30</b>	<b>31</b>	<b>32</b>	<b>33</b>
Soldiers' Orphans' Home.....	90	\$38,265	\$44,667	153	137	290	0	270	20	36	154	0	290	290	234	143	290	1,805	250
Indiana Soldiers' Orphans' Home.....	0	\$4,000	\$4,000	135	78	200	8	.....	.....	48	155	0	203	203	203	0	.....	1,805	250
Soldiers' Orphans' Home and Home for In- digent Children.....	0	(a)	(a)	70	63	133	0	107	26	24	109	0	133	133	133	40	133	1,200	0
Ohio Soldiers' and Sailors' Orphans' Home.....	0	(b)	(b)	363	225	587	0	48	0	207	880	0	520	500	500	50	520	867	0
Bridgewater Soldiers' Orphan School.....	0	(c)	(c)	24	(48)	87	.....	.....	.....	9	29	.....	48	48	48	12	48	800	0
St. Paul's Orphan Home.....	0	5,000	5,000	24	13	37	.....	87	.....	8	29	.....	33	33	33	28	33	325	75
White Hall Soldiers' Orphan School.....	0	(e)	(e)	135	90	226	.....	.....	.....	15	102	.....	200	200	200	226	226	800	20
Chester Springs Soldiers' Orphan School.....	15,000	(d)	(d)	132	83	214	.....	.....	.....	20	150	.....	214	214	214	175	214	1,125	50
Dayton Soldiers' Orphan School.....	0	25,000	25,000	96	82	186	.....	166	.....	78	108	.....	196	196	196	90	196	250	.....
Harford Soldiers' Orphan School.....	0	26,000	26,000	86	82	168	.....	180	0	6	64	110	180	180	180	180	180	400	100
McAlisterville Soldiers' Orphan School.....	0	24,000	24,000	88	56	144	.....	144	.....	25	50	0	144	144	144	100	144	248	.....
Mansfield Soldiers' Orphan School.....	0	(f)	(f)	126	104	230	.....	.....	.....	.....	130	.....	230	230	230	230	230	230	.....
Mercer Soldiers' Orphan School.....	48,000	(g)	(g)	161	144	304	1	.....	.....	805	.....	.....	273	305	305	285	303	332	0
Mount Joy Soldiers' Orphan School.....	10,000	(h)	(h)	167	136	303	.....	.....	.....	.....	.....	.....	303	303	303	161	.....	.....	.....
Lincoln Institutional Home*.....	25,000	26,570	25,329	83	83	83	.....	50	33	25	58	.....	83	83	83	83	83	3,000	100
Uniontown Soldiers' Orphan School.....	25,000	20,672	19,729	184	27	211	.....	120	.....	26	128	.....	150	150	150	150	184	450	50
Uniontown Soldiers' Orphan School.....	25,000	25,000	25,000	91	73	158	.....	5	163	25	98	.....	150	135	180	68	100	800	.....

\* From return for 1877.  
 a Appropriation and expenditure \$100 per capita.  
 b Appropriation and expenditure \$150 per capita.  
 c \$125 for each child over ten years and \$94 for each one under ten.  
 d \$150 for each child over ten years and \$115 for each one under ten.

TABLE XXI.—PART 3.—Statistics of infant asylums.

1	Name.	3	Location.	Year of incorporation.	4	Superintendent.	Religious denomination.	Number of officers, teachers, and assistants.	
								Male.	Female.
1	Little Sisters' Infant Shelter	1874	San Francisco, Cal.	1874	1873	Mrs. Joseph S. Spear (president of directors).	Non-sect.	0	5
2	Day Nursery, Union for Home Work.	1872	Hartford, Conn.	1872	1872	Mrs. Esther O. Dorman.	Non-sect.	2	2
3	Foundling's Home	1872	Chicago, Ill.	1872	1871	George E. Shipman, M. D.	Non-sect.	4	4
4	St. Vincent's Infant Asylum.	1857	Baltimore, Md. (cor. Townsend and Division streets).	1857	1870	Sister Euphrasia.	Non-sect.	9	9
5	Massachusetts Infant Asylum.	1867	Boston, Mass. (Boylston Station).	1867	1867	Miss Elizabeth Clapp (matron).	Non-sect.	.....	.....
6	House of Providence	1872	Detroit, Mich.	1872	1869	Sister Mary Stella	R. C.	1	10
7	Buffalo Widows' and Infants' Asylum.	1853	Buffalo, N. Y. (126 Edward street).	1853	1848	Sister Mary Elizabeth Sinnott.	R. C.	0	9
8	Babies' Shelter	.....	New York, N. Y. (143 West Twentieth street).	.....	1873	Sister Catharine	P. E.	0	2
9	Foundling Asylum of the Sisters of Charity.	1869	New York, N. Y. (East Sixty-eighth st. and Third ave.).	1869	1869	Sister M. Irene, superior	R. C.	.....	23
10	Nursery and Child's Hospital of the City of New York.	1854	New York, N. Y. (East Sixty-eighth st. and Third ave.).	1854	1854	Mary A. Dubois (first directress).	Non-sect.	10	54
11	Day Home	1861	Troy, N. Y. (Lexington ave. and Fifty-first st.).	1861	1861	Sarah S. McCombe (president).	Non-sect.	0	4
12	Day Nursery for Children.	1878	Philadelphia, Pa.	1878	1863	Mrs. Margaret Laddery	P. E.	0	3
13	The Lombard Street Day Nursery.	.....	Philadelphia, Pa. (430 Lombard street).	.....	1873	Mrs. M. J. Woods, matron	Non-sect.	.....	3
14	Philadelphia Home for Infants	1873	Philadelphia, Pa.	1873	1873	Benjamin Reeder	Non-sect.	1	1
15	St. Vincent's Home.	1858	Philadelphia, Pa.	1858	.....	Sister Mary Joseph	R. C.	.....	16
16	Rhode Island Children's Hospital and Nursery	1873	Providence, R. I.	1873	.....	Miss S. I. Derby	Non-sect.	.....	5
17	St. Ann's Infant Asylum.	1863	Washington, D. C.	1863	1860	Sister Agnes	R. C.	2	8

c Includes country branch at West New Brighton, Staten Island.

TABLE XXI.—PART 3.—Statistics of infant asylums—Continued.

Name.	Conditions of admission.		How supported.	Industries taught.	Provision for children who have left the institution.
	Age.	Other conditions.			
1 Little Sisters' Infant Shelter.....	10	11	12	13	14
2 Day Nursery Union for Home Work.....	Under 6	.....	Subscriptions, donations, and contributions.....	.....	.....
3 Foundlings' Home.....	Under 8	.....	By contributions.....	.....	.....
4 St. Vincent's Infant Asylum.....	Under 3	Desertion.....	Voluntary contributions.....	.....	Adopted in families.
5 Massachusetts Infant Asylum.....	Under 9	.....	Self-supported.....	.....	None.
6 House of Providence.....	Under 5	.....	By State appropriations and contributions.....	.....	Adopted or transferred to other asylums.
7 Buffalo Widows' and Infants' Asylum.....	Under 5	.....	Collections, appropriations, bequests, &c.....	.....	Transferred to other institutions, adopted, or returned to friends.
8 Babies' Shelter.....	1-6	.....	Donations and board of children.....	.....	Returned to friends.
9 Foundling Asylum of the Sisters of Charity.....	Under 2	Must be born within the limits of New York City.....	Contributions and per capita allowance from city and county.....	.....	Provided with homes. The managers exercise a supervision over them.
10 Nursery and Child's Hospital of the City of New York.....	.....	.....	By appropriations and contributions.....	.....	Returned to friends, adopted, sent to other institutions or to the West.
11 Day Home.....	4-10	Poverty.....	By endowment and contributions.....	.....	Motherly care and a home in case of need.
12 Day Nursery for Children.....	Under 8	.....	By annual subscriptions.....	Weaving, sewing, drawing, and other Kindergarten industries.	.....
13 The Lombard Street Day Nursery.....	Under 12	.....	By voluntary contributions day board of children, and rent.....	None.	Adopted or transferred to other institutions.
14 Philadelphia Home for Infants.....	Under 3	.....	By voluntary contributions.....	None.	Adopted or sent to Children's Home.
15 St. Vincent's Home.....	Under 5	Destitution.....	By voluntary contributions.....	.....	Adopted or sent to asylums.
16 Rhode Island Children's Hospital and Nursery.....	Under 4	.....	Contributions.....	.....	.....
17 St. Ann's Infant Asylum.....	.....	.....	Public charity.....	.....	.....

<sup>a</sup> Includes country branch at West New Brighton, Staten Island.

TABLE XXI.—PART 3.—Statistics of infant asylums—Continued.

Name.	Amount of permanent fund.	Income.	Expenditure.	Percent inmates.										Instruction, number taught—					Total.	
				Sex.		Race.		Parity.		Orphanage.		Reading.	Writing.	Arithmetic.	Drawing.	Music.				
				Male.	Female.	White.	Colored.	Native.	Foreign.	Orphans.	Half orphans.						Foundlings.			
1	15	16	17	18	19	20	21	22	23	24	25	26	27	28	29	30	31	32	33	
Little Sisters' Infant Shelter			\$2,500																	
Day Nursery, Union for Home Work			1,014																	
Foundlings' Home	\$0	\$4,500	4,500	23	29	50	1													
St. Vincent's Infant Asylum		18,701	17,541	59	66	106	3		136											
Massachusetts Infant Asylum	42,975	0	0	30	30	50	0	47	3											
Home of Providence	0	17,006	17,006	10	10	30														
Budale Widows and Infants Asylum	0	4,448	3,412																	
Babies' Shelter	0	248,848	281,037	721	701	1,483	30													
Foundling Asylum of the Sisters of Charity	50,000	184,483	117,504	817	439	773	4	812	464	30	382	1								
Nursery and Child's Hospital of the City of New York. <sup>c</sup>		8,436	8,436	56	45															
Day Home		0	1,690																	
Day Nursery for Children		1,866	1,746	43	43	55	0													
The Lombard Street Day Nursery	2,000	5,200	5,000	40	40	40														
Philadelphia Home for Infants	0	0	0	70	74	143	2	12	4	0	4	0								
St. Vincent's Home				9	7	16														
Rhode Island Children's Hospital and Nursery.				45	22	68	2													
St. Ann's Infant Asylum																				

<sup>a</sup> A Kindergarten is connected with the institution.

<sup>b</sup> This number taught in Kindergarten.

<sup>c</sup> Includes country branch at West New Brighton, Staten Island.

STATISTICAL TABLES.

657

1	2	3	4	5	6	7		8
						Male.	Female.	
City and County Industrial School*	San Francisco, Cal.	1859	1859	David C. Woods	Non-sect.	18	2	2,612
Connecticut Training School for Nurses	New Haven, Conn.	1873	1874	Elizabeth R. Bundy	Non-sect.	3	2	151
Industrial Home or Home for the Friendless	Savannah, Ga.	1875	1875	Mrs. R. Q. Way	Non-sect.	1	2	480
Harr Mission Industrial School	Chicago, Ill. (389 3d avenue)	1867	1867	Mrs. J. Grant	Non-sect.	1	2	25
Home Industrial School	Chicago, Ill.	1869	.....	Fannie C. Jones	Presb.	.....	.....	.....
Railroad Mission Sewing School	Chicago, Ill.	.....	.....	Mrs. E. D. Hardin, president	Non-sect.	.....	.....	.....
Industrial School (Woman's Christian Home Mission)	Peoria, Ill.	.....	.....	.....	.....	.....	.....	.....
Boys' Bco	Richmond, Ind.	1867	1867	Mrs. Martha Valentine	Friends	.....	.....	.....
Home of the Angel Guardian	Near Newport, Ky.	1876	1866	Mother M. of St. Scholastica	R. C.	0	17	.....
Industrial School for Girls	Hallewell, Me.	1873	1874	E. Rowell manager	Non-sect.	.....	.....	.....
Proble Chapel Sewing School	Portland, Me.	.....	.....	Mrs. A. E. S. Weston	Unitarian	.....	.....	.....
St. Joseph's Home of Industry	Baltimore, Md.	1863	.....	Sister Joseph	R. C.	.....	.....	.....
St. Mary's Industrial School for Boys*	Carroll P. O., Md.	1866	1866	Brother Alexis	R. C.	8	8	500
Boston City Hospital Training School for Nurses	Boston, Mass.	1866	1878	Miss Linda Richards	R. C.	8	.....	1,029
Boston Training School for Nurses (Massachusetts General Hospital)	Boston, Mass.	1875	1873	Miss L. E. Saugeter	Non-sect.	1	.....	.....
Industrial School for Girls	Boston, Mass. (Dorchester district)	1854	1854	Miss H. R. Burns, matron	Non-sect.	.....	2	205
New England Hospital Training School for Nurses	Boston Highlands, Mass.	1867	.....	.....	Non-sect.	.....	.....	.....
Detroit Industrial School	Detroit, Mich.	.....	.....	Mrs. C. Van Huseon, president	R. C.	.....	2	.....
Industrial School (Convent of the Good Shepherd)	St. Paul, Minn.	.....	.....	.....	Non-sect.	.....	.....	.....
Blind Girls' Industrial Home	St. Louis, Mo.	1873	1873	Mrs. M. A. Evans, matron	Non-sect.	0	1	8
Girls' Industrial Home	St. Louis, Mo.	1855	1849	Mrs. John S. Thomson	Non-sect.	1	5	.....
Industrial School (St. Joseph's Convent of Mercy)	St. Louis, Mo.	.....	.....	Mary M. de Paez, superior	R. C.	.....	.....	.....
Industrial Schools (Children's Friend Society)	Albany, N. Y.	.....	.....	Agnes Pruyn, acting secretary	Non-sect.	.....	0	.....
Industrial School and Home (Industrial School Association)	Brooklyn, N. Y.	1863	1857	.....	Non-sect.	.....	.....	.....
Industrial Schools (Children's Aid Society)	Brooklyn, N. Y.	1866	1866	Richard D. Dougless	Non-sect.	2	0	4,200

\* From return for 1877.

TABLE XXI.—PART 4.—Statistics of industrial schools—Continued.

No.	Name.	Location.	Year of incorporation.	Year of organization.	Superintendent.	Religious denomination.	Number of officers, teachers, and assistants.	
							Male.	Female.
	1	9	8	4	5	6	7	8
26	Bellevue Training School for Nurses.....	New York, N. Y. (426 East 26th street).	1874	1878	E. P. Perkins.....	Non-sect..	.....	2
27	Children's Aid Society Industrial Schools.....	New York, N. Y. (10 E. 4th street).	1865	1864	John W. Skinner.....	Non-sect..	5	79
28	Five Points House of Industry.....	New York, N. Y. (155 Worth street).	1854	1881	Wm. F. Barnard.....	Non-sect..	11	18
29	Industrial School of St. Augustine's Chapel.....	New York, N. Y. (105, 107, and 109 E. Houston st.).	.....	1870	Miss F. M. Underhill.....	P. E.....	1	45
30	Industrial Schools of the American Female Guardian Society.	New York, N. Y. (W. 15th st.)	.....	.....	Mrs. Chas. C. North, president.....	.....	.....	.....
31	New York Hospital Training School for Nurses.....	New York, N. Y. (E. 81st st. and Madison avenue).	1869	1869	Mother Mary Augustine.....	R. C.....	4	25
32	St. Joseph's Industrial Home.....	New York, N. Y. (943 West 42d street).	.....	1868	Sister Mary Helena.....	R. C.....	.....	14
33	St. Vincent de Paul's Industrial School.....	New York, N. Y. (125 St. Mark's Place).	1854	.....	Mrs. J. Sturges, president.....	Non-sect..	1	6
34	Wilson Industrial School for Girls.....	Rochester, N. Y.....	1858	1866	Miss C. A. Hamilton, matron.....	Non-sect..	0	9
35	The Industrial School of Rochester.....	Syracuse, N. Y.....	1874	1873	Mrs. Mary D. Burnham.....	P. E.....	6	6
36	House of the Good Shepherd.....	Tomlin's Cove, N. Y.....	1870	1866	Rev. E. Gay, Jr.....	P. E.....	1	2
37	House of the Good Shepherd.....	Cincinnati, Ohio.....	.....	1871	Miss Florence Osborn.....	Non-sect..	1	1
38	Protestant Industrial School*.....	Cleveland, Ohio.....	1865	.....	William Sampson.....	Non-sect..	2	6
39	Industrial School and Home (Children's Aid Society).	Cleveland, Ohio.....	.....	.....	.....	Non-sect..	.....	.....
40	Free Sewing School*.....	Marietta, Ohio.....	.....	1871	Harriet E. Holden, secretary.....	Unitarian.	.....	.....
41	Warren Street Mission Sewing School.....	Marietta, Ohio.....	.....	1877	Mrs. C. A. Ewing.....	Cong. and Pres.	(7)	4
42	Toledo Industrial School.....	Toledo, Ohio.....	1874	.....	.....	Non-sect..	.....	2
43	House of Industry Colored School.....	Philadelphia, Pa.....	1846	1848	Miss M. C. Dickinson, vice president.....	Non-sect..	1	2
44	Industrial Home for Girls.....	Philadelphia, Pa.....	1869	1867	Mary H. Quinn, matron.....	Non-sect..	4	3
45	Philadelphia Lying-in Charity and Nurse School.....	Philadelphia, Pa. (126 North 11th street).	1832	1828	Mrs. McDowal, matron.....	Non-sect..	0	4
					I. C. Bauer, matron.....	Non-sect..	.....	.....

		1861	1861						
46	Training School for Nurses of the Woman's Hos- pital.	Philadelphia, Pa. (N. College avenue and 22d street).	1861	Mother Mary Ignatia	R. O	19	900		
47	West Philadelphia Industrial School of Immacu- late Conception.	Philadelphia, Pa. (30th and Pine streets).	1858	Mrs. William Alken	Non-sect.	2	66		
48	Girls' Industrial Home.	Knoxville, Tenn.	1879	Leverett Barnes	Non-sect.	3			
49	Industrial Home School.	Georgetown, D. C.	1873						
50	Washington Training School for Nurses	Washington, D. C.	1877						

\* From return for 1877.



TABLE XXI.—PART 4.—Statistics of industrial schools—Continued.

	Name.	Conditions of admission.		How supported.	Industries taught.	Provision for child have left the insti-
		Age.	Other conditions.			
1	City and County Industrial School*	10	11	19	13	14
2	Connecticut Training School for Nurses ..	Under 18	Good health and character, and common education.	By city and county tax .....	Shoemaking, tailoring, farming, gardening, and carpentry.	None.
3	Industrial Home or Home for the Friendless.	22-40	A virtuous record .....	Contributions, endowment, and labor of inmates.	Sewing, cooking, housework, and laundry work.	None.
4	Burr Mission Industrial School .....	19 and over.	Poverty .....	Donations from laundry .....	Sewing and fancy work.	None.
5	Home Industrial School .....	6 and over ..	.....	Endowment .....	Housework and sewing.	.....
6	Railroad Mission Sewing School .....	.....	.....	Contributions .....	Sewing .....	.....
7	Industrial School (Woman's Christian Home Mission).	.....	.....	.....	.....	.....
8	Busy Bee .....	8-15	.....	By contributions .....	Sewing and knitting ..	.....
9	Home of the Angel Guardian .....	.....	.....	Labor of inmates and contributions.	Sewing, lace making, and general housework.	.....
10	Industrial School for Girls .....	7-15	Danger of falling into habits of vice or immorality.	State appropriations and contributions.	Sewing and house-keeping.	A change of dress.
11	Preble Chapel Sewing School* .....	All ages .....	.....	.....	.....	.....
12	St. Joseph's House of Industry .....	14 years .....	Of good character .....	By Unitarian societies ..	.....	.....
13	St. Mary's Industrial School for Boys* .....	6-16	Legal commitment .....	By industry of inmates ..	.....	.....
14	Boston City Hospital Training School for Nurses.	25-35	Good health, &c .....	Appropriations and contributions.	.....	.....
15	Boston Training School for Nurses (Massachusetts General Hospital).	25-35	Sound health and a certificate of good character.	Hospital appropriations ..	.....	.....
				Contributions .....	.....	.....

Situations are pro-  
vided for them.  
Indentured, sent  
to James' Home, as  
at trades.

			tion.	ing and housework.	of managers until 21 years of age.
17	New England Hospital Training School for Nurses.			Housework and sewing.	
18	Detroit Industrial School.		By church collections.	Housework and sewing.	
19	Industrial School (Convent of the Good Shepherd).		By labor of its inmates.	Sewing, bead work, lace making, crocheting, and chair seating.	
20	Blind Girls' Industrial Home.		Subscriptions from managers.	Sewing and housework.	Indentured or adopted.
21	Girls' Industrial Home.	2-12	By contributions.	Sewing and laundry work.	Provided with situations.
22	Industrial School (St. Joseph's Convent of Mercy).	3 and over	Donations, subscriptions, and interest from fund.	Housework, sewing and gardening.	Girls are put out to service.
23	Industrial Schools (Children's Friend Society).	6-14	Endowment and contributions.	Machine and hand-sewing.	Placed in good families.
24	Industrial School and Home (Industrial School Association).		Contributions, and partly self-supporting.	Sewing.	Teachers look after them.
25	Industrial Schools (Children's Aid Society).	Under 21	State appropriations and contributions.	Shoemaking, type-setting, sewing, and housework.	Placed in homes, or go to friends.
26	BelleVue Training School for Nurses.		City appropriations.	Hand and machine-sewing, embroidery, and worsted work.	
27	Children's Aid Society Industrial Schools.		Appropriations from Trinity Church.	Machine and hand-sewing, general housework, &c.	Provided with a home, suitable clothing and a small sum of money.
28	Five Points House of Industry.	24-13	City appropriations and voluntary contributions.	Sewing, dress and cloak making, and domestic work.	Positions in stores and in families.
29	Industrial School of St. Augustine's Chapel.		Self-supporting.	Sewing and house-keeping.	Provided with situations.
30	Industrial Schools of the American Female Guardian Society.		Voluntary contributions.	Sewing and housework.	
31	New York Hospital Training School for Nurses.		Contributions and board of children.	It is a training school for nurses.	
32	St. Joseph's Industrial Home.	3 and over	By voluntary gifts.	Housework, farming, sewing, shoemaking, and millinery.	
33	St. Vincent de Paul's Industrial School.	12 and over			
34	Wilson Industrial School for Girls.	5 years			
35	The Industrial School of Rochester.				
36	House of the Good Shepherd.				
37	House of the Good Shepherd.	2-14			

\* From return for 1877.



TABLE XXI.—PART 3.—STATISTICS OF INDUSTRIAL SCHOOLS—CONTINUED

Name.	Amount of permanent fund.	Income.	Expenditure.	Present inmates.												Library.			
				Sex.		Race.		Percentage.			Orphanage.			Instruction; number taught—				Number of volumes.	Increase in the last school year.
				Male.	Female.	White.	Colored.	Native.	Foreign.	Orphans.	Half orphans.	Foundlings.	Reading.	Writing.	Arithmetic.	Drawing.	Music.		
<b>1</b>	<b>15</b>	<b>16</b>	<b>17</b>	<b>18</b>	<b>19</b>	<b>20</b>	<b>21</b>	<b>22</b>	<b>23</b>	<b>24</b>	<b>25</b>	<b>26</b>	<b>27</b>	<b>28</b>	<b>29</b>	<b>30</b>	<b>31</b>	<b>32</b>	<b>33</b>
City and County Industrial School*	.....	\$54,000	4,007	158	74	221	11	31	201	15	72	2	232	204	180	0	54	1,000	200
Connecticut Training School for Nurses	.....	4,422	.....	2	15	11	.....	.....	.....	5	1	.....	6	5	4	.....	.....	80	0
Industrial Home or Home for the Friendless	.....	4,519	1,410	28	9	11	.....	.....	.....	0	13	0	54	54	54	54	54	258	5
Burr Mission Industrial School	.....	.....	.....	28	28	51	3	10	44	0	.....	.....	.....	.....	.....	.....	.....	.....	0
Home Industrial School	.....	1,879	1,277	.....	200	.....	.....	.....	.....	.....	.....	.....	.....	.....	.....	.....	.....	.....	.....
Railroad Mission Sewing School	.....	.....	.....	.....	.....	.....	.....	.....	.....	.....	.....	.....	.....	.....	.....	.....	.....	.....	.....
Industrial School (Woman's Christian Home Mission)	.....	.....	.....	.....	.....	.....	.....	.....	.....	.....	.....	.....	.....	.....	.....	.....	.....	.....	.....
Busy Bee	.....	0	30	20	70	90	0	90	6	18	32	0	63	63	63	0	90	0	0
House of the Angel Guardian	.....	0	5,034	.....	0	70	69	1	64	.....	.....	.....	35	35	35	.....	.....	.....	.....
Industrial School for Girls	.....	.....	.....	.....	35	35	.....	.....	.....	.....	.....	.....	.....	.....	.....	.....	.....	.....	.....
Preble Chapel Sewing School*	.....	.....	.....	.....	36	.....	.....	.....	.....	.....	.....	.....	.....	.....	.....	.....	.....	.....	.....
St. Joseph's Home of Industry	.....	0	.....	.....	40	40	.....	.....	.....	.....	.....	.....	40	40	40	2	5	300	5
St. Mary's Industrial School for Boys*	.....	.....	.....	414	.....	414	.....	.....	.....	.....	.....	.....	414	414	414	.....	.....	600	.....
Boston City Hospital Training School for Nurses	.....	0	.....	.....	52	.....	.....	.....	.....	.....	.....	.....	.....	.....	.....	.....	.....	.....	0
Boston Training School for Nurses (Massachusetts General Hospital)	.....	0	2,500	.....	.....	.....	.....	.....	.....	.....	.....	.....	.....	.....	.....	.....	.....	.....	.....
Industrial School for Girls	.....	34,000	5,500	.....	28	23	3	6	20	3	14	.....	26	26	26	.....	.....	.....	.....
New England Hospital Training School for Nurses	.....	.....	1,200	65	39	100	4	20	84	0	20	0	104	104	79	0	104	0	0
Detroit Industrial School	.....	.....	.....	.....	.....	.....	.....	.....	.....	.....	.....	.....	.....	.....	.....	.....	.....	.....	.....
Industrial School (Convent of the Good Shepherd)	.....	5,500	.....	.....	7	7	0	3	4	6	.....	.....	.....	.....	.....	.....	.....	.....	.....
Blind Girls' Industrial Home	.....	3,479	5,000	0	660	60	.....	50	25	7	15	0	60	40	40	.....	.....	100	230
Girls' Industrial Home	.....	.....	.....	.....	.....	.....	.....	.....	.....	.....	.....	.....	.....	.....	.....	.....	.....	.....	.....
Industrial School (St. Joseph's Convent of Mercy)	.....	0	.....	.....	.....	.....	.....	.....	.....	.....	.....	.....	.....	.....	.....	.....	.....	.....	.....

\* From return for 1877.

† Average.

‡ Includes those admitted into House of Mercy.



	0	0	0	126	126	0	20	106	51	75	106	100	100	10	20
47 West Philadelphia Industrial School of Im- maculate Conception.	0	0	0	126	126	0	20	106	51	75	106	100	100	10	20
48 Girls' Industrial Home.	0	807	998	0	0	0	60	6	4	62	37	37	12	36	150
49 Industrial Home School.	0	7,091	6,819	42	24	66	66	0	3	38	66	66	66	66	250
50 Washington Training School for Nurses	0	0	0	0	0	0	0	0	0	0	0	0	0	0	0

<sup>a</sup> From return for 1877.  
<sup>b</sup> In industrial schools and lodging homes during the year.  
<sup>c</sup> For all branches of the society.  
<sup>d</sup> The school includes day scholars, and numbers 948.

TABLE XXI.—PART 5.—Statistics of miscellaneous charities.

No.	Name.	Location.	Year of incorporation.	Year of organization.	Superintendent.	Religious denomination.	No. of offi- cers, teach- ers, and as- sistants.		Total number of inmates since foundation.
							Male.	Female.	
1	Ladies' Protection and Relief Society.	San Francisco, Cal.	1854	1853	Mary S. Jackson, cor. secretary	Non-sect.	7	5	9
2	Woman's Union Mission to Chinese Women and Children.	San Francisco, Cal. (corner Jackson and Dupont streets).	.....	1869	Mrs. A. W. Loomis, president	Non-sect.	1	1	800
3	Home for the Friendless.	New Haven, Conn.	1867	1866	Frances J. Hillhouse, vice president	P. E.	2	2	680
4	Atlanta Benevolent Home.	Atlanta, Ga.	1872	1872	Capt. John Milledge, president	Non-sect.	1	13	800
5	Chicago Home for Friendless.	Chicago, Ill.	1868	1858	Mrs. J. Grant	Non-sect.	1	13	.....
6	Newsbys' and Bootblacks' Home.	Chicago, Ill. (146 Quincy street).	1874	1874	Mrs. E. A. Forsyth	Non-sect.	3	7	.....
7	Home of the Friendless.	Evansville, Ind.	1870	.....	Mrs. E. T. Drew, secretary	Non-sect.	2	2	519
8	Home of the Friendless.	Richmond, Ind.	1869	1868	Mrs. S. A. H. Davis, president board of managers.	Non-sect.	1	1	1,265
9	Home for Friendless Women and Children.	Leavenworth, Kans.	1869	1868	Mrs. C. H. Cushing, president board of managers.	Non-sect.	4	4	1,496
10	Boys' Home.	Baltimore, Md.	1867	1866	John H. Lynch	Non-sect.	2	8	914
11	Home of the Friendless.	Baltimore, Md. (corner Lombard street and Cornhill avenue).	1864	1864	John H. Lynch	Non-sect.	.....	15	.....
12	House of the Good Shepherd.	Baltimore, Md. (corner Mount and Hollis streets).	1864	1864	Mother Mary Joseph, superior.	R. C.	.....	85	913
13	Home for Friendless Children of the Diocese of Eastern.	Easton, Md.	1870	1871	Miss L. D. Nabb	P. E.	.....	2	28
14	Booth's Bower.	Boston, Mass.	1870	1870	Jennife Collins	.....	.....	.....	.....
15	Boston Asylum and Farm School.	Boston, Mass.	1832	1832	William A. Morse	Non-sect.	3	1	.....
16	Children's Friend Society.	Boston, Mass.	1834	1833	Hariet W. Sisson, matron	P. E.	.....	6	.....
17	Children's Mission to the Children of the Destitute in the City of Boston.	Boston, Mass. (277 Tremont street, near Hollis street).	1864	1849	William Crosby	Non-sect.	3	8	6,000
18	Haywards Children's Aid Society.	Haywards, Mass.	1866	1872	Mrs. William Sellers, secretary	Evangelical.	.....	.....	669
19	State Public School.	Cohasset, Mich.	1874	1874	Lyman P. Alden	Non-sect.	9	28	669
20	Home for the Friendless.	East Saginaw, Mich.	1870	1870	Mrs. Charles Doughty, president	Evangelical.	.....	.....	640
21	Home for the Friendless and Industrial School.	Jackson, Mich.	1876	1876	Mary R. McNaughton	Non-sect.	.....	.....	.....

22	Children's Home	Kalamazoo, Mich.	0	1877	Mrs. Jane A. Dewing	Non-sect.	2	40
23	St. Joseph's Convent of Mercy	St. Louis, Mo.	1857	1856	Mother Mary de Pazzi, superior	R. C.	40	ca. 505
24	Street Boys' Home	St. Louis, Mo. (1113 Olive street)			John Seage	Non-sect.		
25	Home for the Friendless*	Newark, N. J.	0	1871	Miss Mary Karns	Non-sect.	5	248
26	Brooklyn Union for Christian Work	Brooklyn, N. Y.	1871	1866	George T. Clark			
27	House of the Good Shepherd	Brooklyn, N. Y. (Hopkinson avenue and Pacific street)	1868	1868	Sister Mary of Loretto	R. C.	36	3,103
28	St. Johnland	Long Island, N. Y. (Smithtown)			Sister Anne Ayres		4	2
29	Home for the Friendless	Newburgh, N. Y.	1862	1862	Delia E. Post	Non-sect.	6	
30	Free Home for Destitute Young Girls*	New York, N. Y. (41 Seventh avenue)	1870		C. H. Johnson, secretary	Non-sect.		
31	Home for the Friendless (American Female Guardian Society)*	New York, N. Y.	1849	1864	Sarah C. Wilcox	Non-sect.	3	24,313
32	Hospital of New York Society for the Relief of the Ruptured and Crippled	New York, N. Y. (135 East 42d street)	1863	1863	James Knight, M. D., surgeon-in-chief	Non-sect.	14	2,384
33	Howard Mission and Home for Little Wanderers	New York, N. Y. (40 New Bowery)	1864	1861	Rev. Willard Parsons	Non-sect.	3	2
34	Huntington Kitchen Garden (Wilson Mission)	New York, N. Y. (125 St. Mark's Place)	1876	1878	Miss Emily Huntington			
35	Ladies' Home Missionary Society (Five Points Mission)	New York, N. Y. (61 Park street)	1856	1850	Rev. C. S. Brown	M. E.	4	9
36	New York Juvenile Asylum	New York, N. Y. (61 West Thirtieth street)	1861	1863	E. M. Carpenter and E. D. Carpenter	Protestant	19	20,761
37	New York Society for the Prevention of Cruelty to Children	New York, N. Y. (50 Union Square)	1875	1874	E. Fellows Jenkins	Non-sect.		
38	St. Barnabas' House	New York, N. Y.	1833	1860	Rev. C. T. Woodruff	P. E.	15	22,055
39	St. Mary's Free Hospital for Children	New York, N. Y. (407 West Thirty-fourth street)	1865	1870	Sister Catharine	P. E.	11	635
40	St. Vincent's Home for Homeless Boys of all Occupations	New York, N. Y. (53 and 55 Warren street)	1877	1871	Rev. John C. Drumgoole	R. C.	6	3 14,987
41	The Sheltering Arms	New York, N. Y. (129th street and 10th avenue)	1864	1864	Miss S. S. Richmond	P. E.	0	16 945
42	St. Margaret's Home	Red Hook, N. Y.	0	1853	Jane A. Schryver, matron		3	
43	Church Home of the Protestant Episcopal Church	Rochester, N. Y. (Mt. Hope avenue)	1869	1868	Mrs. Sarah E. Godfrey, matron	P. E.	7	165
44	St. Joseph's Asylum and House of Providence	Syracuse, N. Y.	1872	1873	Sister Mary Borgia Garvey, trustee	R. C.	3	10 500
45	House of the Good Shepherd	Utica, N. Y.	1872	1873	Daunt N. Crouse, president of trustees	P. E.	0	5 150
46	St. James' Home	Wilmington, N. C.		1870	Rev. A. A. Watson, rector	P. E.	2	15
47	The Children's Home	Cincinnati, Ohio	1864	1864	Alexander Patterson	Non-sect.	7	3,000
48	House of the Good Shepherd	Allegheny, Pa.	1879	1872	Sister M. of St. Casimir Cahill	R. C.		
49	Pittsburgh and Allegheny Home for the Friendless	Allegheny, Pa.		1861	Miss M. Spear, matron	Non-sect.	0	13
50	Home for the Friendless	Erie, Pa. (corner Twenty-second and Sassafras streets)	1871	1871	Kate M. Mason, president board of managers	Non-sect.	5	600
51	Home for the Friendless	Harrisburg, Pa.	1867	1866	Mrs. Mary E. De Wit, president	Non-sect.	1	3 100
52	Almshouse School Association	Philadelphia, Pa.	1859	1796	Sarah Richie, secretary	Non-sect.	3	

\* From return for 1877.

† In Industrial School and House of Mercy.



TABLE XXI.—PART 5.—Statistics of miscellaneous charities—Continued.

No. of officers, teachers, and assistants.	Religious denomination.		Superintendent.	Year of organization.	Year of incorporation.	Location.	Name.
	Male.	Female.					
	7	8	6	5	4	3	1
	.....	.....	Non-sect.....	Mrs. Morgan .....	1868	Philadelphia, Pa. (8229 Locust street).	Pennsylvania Industrial Home for Blind Women.
	.....	.....	Non-sect.....	Mrs. Felix R. Brunot, president ..	1868	Pittsburgh, Pa. ....	Women's Christian Association of Pittsburgh and Allegheny.
	.....	.....	Non-sect.....	Mrs. Mary Owens, matron.....	1871	Scranton, Pa. ....	Home for Friendless Women and Children.....
	.....	.....	P.E.....	Rev. A. Toomer Porter, D. D., rector.	1869	Charleston, S. C. ....	Holy Communion Church Institute.....
	.....	.....	Non-sect.....	R. L. Lating.....	1869	Memphis, Tenn.....	Memphis Bethel.....
	.....	.....	P.E.....	Mrs. D. C. Ayers, president board of managers.	1873	Green Bay, Wis.....	Cadle Home and Hospital .....

53  
54  
55  
56  
57  
58

TABLE XXI.—PART 5.—Statistics of miscellaneous charities—Continued.

Name.	Conditions of admission.		How supported.	Industries taught.	Provision for children who have left the institution.
	Age.	Other conditions.			
1	10	11	13	13	14
Ladies' Protection and Relief Society.....		Poverty and need of protection.	Appropriations, church contributions, gifts, bequests, and income from inmates.	Housekeeping.....	Homes are found in city and country, and the managers take an interest in them. Homes provided for them.
2 Women's Union Mission to Chinese Women and Children.	4-14		Endowment, subscriptions, contributions, and monthly payments of society.		
3 Home for the Friendless.....		All in necessity	By contributions	Housework.....	Homes in good families.
4 Atlanta Benevolent Home*.....		Indigence.	By private charity	None	Adopted into good families.
5 Chicago Home for Friendless.....			By private charity	Housework, needle-work, and general business.	
6 Newsboys' and Bootblacks' Home.....	Under 16		By contributions.....	Chair caning and repairing.	Employment and homes found for them.
7 Home of the Friendless.....		Friendless women and children.	Appropriation and contributions	Sewing and housework	None
8 Home of the Friendless*.....	All ages		Contributions and labor of inmates.	Sewing, cooking, and general housework	Children adopted into good families and homes secured for women.
9 Home for Friendless Women and Children.		Indigence.....	Appropriations, contributions.	Housework.....	Adopted.
10 Boys' Home.....	9-18		Labor of inmates and contributions.		
11 Home of the Friendless.....		Destitution.....	Subscriptions, donations, legacies, &c.	Sewing and housework	
12 Home of the Good Shepherd.....	8-50		Labor of inmates	Sewing.....	
13 Home for Friendless Children of the Diocese of Easton.	9-8	Freedom from contagious or incurable disease.	Voluntary contributions.....	Housework and sewing	\$25 and an outfit of clothing.
14 Boffin's Bower.....		Good health.....			None
15 Boston Asylum and Farm School.....	8-12		Endowment and contributions	Farming.....	None
16 Children's Friend Society.....	Boys, 14 to 6; Girls, 1-12		Endowment, contribution, and subscription.	Housework and sewing	
17 Children's Mission to the Children of the Destitute in the City of Boston.	Years, 5-15	Orphanage and destitution.	Endowment, donations, and contributions.	Sewing and housework	Homes in the country are found
18 Haverhill Children's Aid Society.....	2 and over		Endowment, contribution, and subscription.	Shoemaking, farming, tailoring, and housework.	Homes are provided.
19 State Public School.....	3-14		Appropriations.....		Indentured to families.

\* From return for 1877.

TABLE XXI.—PART 5.—Statistics of miscellaneous charities—Continued.

	Name.	Conditions of admission.		How supported.	Industries taught.	Provision for children who have left the institution.
		Age.	Other conditions.			
	1	10	11	19	13	14
20	Home for the Friendless	Girls, no limit; boys, under 14	.....	Contributions.....	.....	Returned to friends, or placed at service.
21	Jackson Home for the Friendless and Industrial School.	Girls, no limit; boys, under 8.	Friendless and in need.	By charity.....	.....	Placed in homes, or aided by friends.
22	Children's Home.	4-12	.....	Voluntary contributions.....	Household duties for girls, Sewing and domestic work.....	None.
23	St. Joseph's Convent of Mercy	8 and over	.....	Charitable contributions, donations, and pay of patients.	.....	Provided with suitcases.
24	Street Boys' Home.	13 years	.....	Municipal and State appropriation.	.....	Some placed in homes, country and some placed in comfortable.
25	Home for the Friendless*	.....	Destitute and friendless.	By charity.....	Housekeeping and gardening.	.....
26	Brooklyn Union for Christian Work	.....	.....	Contributions, labor of inmates, &c.	Sewing and embroidery	Placed at service or to friends.
27	House of the Good Shepherd	.....	.....	Endowment, donations, and subscriptions.	Tailoring, shoemaking, umbrella making, sewing, and laundry work.	.....
28	St. Johnland.....	.....	.....	Voluntary contributions.....	General housework and sewing.	Food, clothing, and tuition.
29	Home for the Friendless	Boys, under 16; girls, under 14.	.....	Donations.....	Household industries	None.
30	Free Home for Destitute Young Girls*	Under 14.....	Homelessness and destitution.	Endowment, appropriation, and contribution.	Household industries	Adopted or indentured.
31	Home for the Friendless (American Female Guardian Society)*	.....	Destitution and friendlessness.	City appropriations, paying patients, and contributions.	Housework, sewing, and manufacture of surgical appliances.	Placed in good homes, 21 years of age.
32	Hospital of New York, Society for the Relief of the Ruptured and Crippled.	4-14	Crippled and residents of New York City.	Voluntary contributions.....	Sewing.....	.....
33	Howard Mission and Home for Little Wanderers	20 months and over.	Good health and homelessness.	.....	.....	.....
34	Huntington Kitchen Garden (Wilson Mission)	.....	.....	Appropriations and contributions.	Sewing.....	None.
35	Ladies' Home Missionary Society (Five Points Mission).	.....	.....	.....	.....	.....

STATISTICAL TABLES.

36	New York Juvenile Asylum.....	7-14	City appropriations and contributions. Dues of members and donations.	Sewing, shoemaking, baking, &c.	Given homes in Illinois or returned to friends.
37	New York Society for the Prevention of Cruelty to Children.....		Voluntary contributions.....	General housework.....	Homes in Christian families.
38	St. Barnabas' Home.....		Voluntary contributions from exclusive fund.	None.....	Returned to friends.
39	St. Mary's Free Hospital for Children.....	2-14	Appropriations from exclusive fund, donations, and subscriptions.	Housework, sewing, and fancy work.	Returned to friends.
40	St. Vincent's Home for Homeless Boys of all Occupations.....		Endowment, appropriations, and contributions.	Knitting, sewing, and domestic work.	Returned to friends or transferred to other institutions.
41	The Sheltering Arms.....	2-13	Private charity.....	General housework, knitting, and sewing.	Adopted, placed on farms or at trades.
42	St. Margaret's Home.....		Donations and subscriptions.....	Manual labor for older boys.	Adopted or placed at service.
43	Church Home of the Protestant Episcopal Church.....		By contributions.....	Domestic work and sewing.	
44	St. Joseph's Asylum and House of Providence.....	2-13	Voluntary contributions.....	Sewing, laundry work, and cooking.	
45	House of the Good Shepherd.....	Boys, under 6; girls, under 16.	By contributions.....		When of age boys are paid \$200, girls \$100, by families taking them.
46	St. James' Home.....		By contributions.....		Providing with clothing.
47	The Children's Home.....	1-16	Needlework and charity.....	Sewing and laundry work.	
48	House of the Good Shepherd.....	4 and over	By contributions.....		Good homes are provided.
49	Pittsburgh and Allegheny Home for the Friendless.....	Girls, under 13; boys, under 8.	Voluntary contributions.....	Housework, sewing, and knitting.	Adopted or placed at service.
50	Home for the Friendless.....	2-13	Voluntary contributions.....	Housework and sewing.	
51	Home for the Friendless.....	Over 5	Income from invested funds.....	Sewing.....	
52	Almwell School Association.....	Over 8	Subscriptions and donations.....	Cane sewing, basket making, knitting, and sewing.	
53	Pennsylvania Industrial Home for Blind Women.....		Contributions, pay of boarders, &c.	Housework, sewing, &c.	Homes in Christian families.
54	Women's Christian Association of Pittsburgh and Allegheny.....	No limit	Public charity.....	General housework.....	Placed at service or in homes.
55	Home for Friendless Women and Children.....	10	Contributions, and pay of pupils.	Sewing, &c.	Some sent to college.
56	Holy Communion Church Institute.....		By contributions.....	Housework and sewing.	None.
57	Memphis Bethel.....		Voluntary contributions.....	Housework and sewing.	Placed in good homes.
58	Cadle Home and Hospital.....	No limit			

\* From return for 1877.







TABLE XXI.—*List of orphan asylums, soldiers' orphans' homes, infant asylums, industrial schools, and miscellaneous charities from which no information has been received.*

Name.	Location.
Asylum for Girls.....	Los Angeles, Cal.
Female Orphan Asylum.....	San Juan, Cal.
Male Orphan Asylum.....	Watsonville, Cal.
St. Catharine's Orphan Asylum.....	Hartford, Conn.
St. James' Asylum.....	Hartford, Conn.
Watkinson's Juvenile Asylum and Farm School.....	Hartford, Conn.
Middlesex County Orphans' Home.....	Middletown, Conn.
Home for Friendless and Destitute Children.....	Wilmington, Del.
Baptist Orphans' Home.....	Atlanta, Ga.
Methodist Orphans' Home.....	Atlanta, Ga.
Augusta Orphan Asylum.....	Augusta, Ga.
St. Mary's Orphan Asylum.....	Augusta, Ga.
Columbus Female Orphan Asylum.....	Columbus, Ga.
White Bluff Female Orphanage.....	White Bluff, Ga.
Swedish Orphan Asylum.....	Andover, Ill.
German Orphan Asylum.....	Havelock, Ill.
Protestant Deaconess's Orphan Home.....	Jacksonville, Ill.
Home for the Friendless.....	Springfield, Ill.
Woodland Home for Orphan and Friendless.....	Quincy, Ill.
Colored Orphan Asylum.....	Evansville, Ind.
Evansville Orphan Asylum.....	Evansville, Ind.
Ladies' Auxiliary Orphan Asylum Society.....	Evansville, Ind.
Jeffersonville Orphan Asylum.....	Jeffersonville, Ind.
Jefferson County Orphan Home.....	Madison, Ind.
German Orphan Asylum.....	Dubuque, Iowa.
Protestant Orphan Asylum.....	Leavenworth, Kans.
Widows' and Orphans' Home.....	Covington, Ky.
Orphans' Home.....	Frankfort, Ky.
Convent of the Good Shepherd.....	New Orleans, La.
St. Louis Female Orphan Asylum.....	New Orleans, La.
Industrial School of the Holy Cross.....	New Orleans, La.
Mount Carmel.....	New Orleans, La.
Newsboys' Lodging Home.....	New Orleans, La.
The Protestant Orphans' Home.....	New Orleans, La.
Bath Military and Naval Orphan Asylum.....	Bath, Me.
Orphans' Home.....	Bath, Me.
General German Orphan Asylum.....	Baltimore, Md.
Henry Watson Children's Aid Society.....	Baltimore, Md.
Keiso Orphan Home.....	Baltimore, Md.
St. James' Home for Homeless Children.....	Baltimore, Md.
Protestant Episcopal Orphan Asylum.....	Frederick, Md.
North End Mission.....	Boston, Mass.
Temporary Home for the Destitute.....	Boston, Mass.
West End Sheltering Arms.....	Boston, Mass.
Shaw's Asylum for Mariners' Children.....	Jamaica Plain, Mass.
Home for Young Women and Children.....	Lowell, Mass.
Children's Aid Society.....	Nantucket, Mass.
Hampden County Children's Aid Society.....	Springfield, Mass.
N. E. County Home for Orphan and Homeless Children.....	Winchendon, Mass.
Children's Friend Society.....	Worcester, Mass.
Orphan Asylum.....	Baraga, Mich.
Foundlings' Home.....	Detroit, Mich.
Home for the Friendless.....	Detroit, Mich.
St. Vincent's Orphan Home.....	East Saginaw, Mich.
Orphan Asylum.....	Marquette, Mich.
Orphans' Home.....	Minneapolis, Minn.
Boys' Industrial School.....	St. Paul, Minn.
Girls' Industrial School.....	St. Paul, Minn.
Home for the Friendless.....	Hannibal, Mo.
Home for the Friendless.....	St. Joseph, Mo.
Episcopal Orphans' Home.....	St. Louis, Mo.
Southern Methodist Orphan Home.....	St. Louis, Mo.
Mission Free School.....	St. Louis, Mo.
Western Orphan Asylum.....	Warrenton, Mo.
Nevada Orphan Asylum.....	Virginia City, Nev.
Concord Female Benevolent Association.....	Concord, N. H.
Orphan Asylum.....	Manchester, N. H.
Children's Home.....	Portsmouth, N. H.
Camden Home for Friendless Children.....	Camden, N. J.
St. Mary's Girls' Orphan Asylum.....	Jersey City, N. J.
St. Michael's Orphan Asylum.....	Jersey City, N. J.
Orphans' Home.....	Mount Holly, N. J.
St. Joseph's Girls' Orphan Asylum.....	Paterson, N. J.
Children's Home.....	Trenton, N. J.
Albany Orphan Asylum.....	Albany, N. Y.
Orphans' Home of St. Peter's Church.....	Albany, N. Y.
St. Joseph's Industrial School.....	Albany, N. Y.



Name.	Location.
St. Mary's Orphan Asylum	Albany, N. Y.
Home for the Friendless	Auburn, N. Y.
Davenport Female Orphan Institute	Bath, N. Y.
Orphans' Home	Brooklyn, N. Y.
St. Paul's Female Orphan Asylum or Industrial School	Brooklyn, N. Y.
St. Vincent's Home for Homeless and Destitute Boys	Brooklyn, N. Y.
Asylum of Our Lady of Refuge	Buffalo, N. Y.
Catholic Home	Buffalo, N. Y.
St. Mary's Academy and Industrial School	Buffalo, N. Y.
St. Stephen's Home	Buffalo, N. Y.
St. John's Orphan Asylum	Greenbush, N. Y.
Industrial Home	Kingston, N. Y.
Home of the Friendless	Lockport, N. Y.
Children's Home	Newburgh, N. Y.
German Ladies' Society for the Support of Orphans and Widows	New York, N. Y. (350 Broome st.),
Industrial Home of the Hebrew Orphan Asylum	New York, N. Y.
Montefiore Widow and Orphan Benefit Society	New York, N. Y. (64 E. 4th street)
New York Foundling Asylum Society	New York, N. Y.
Institution of Mercy	New York, N. Y.
New York Infant Asylum	New York, N. Y.
New York House and School of Industry	New York, N. Y.
School for Nurses, Charity Hospital	New York, N. Y.
Union Home and School	New York, N. Y.
St. John's Orphanage	Ogdensburg, N. Y.
House of Charity and Farm	Oswego, N. Y.
Home for the Friendless	Rochester, N. Y.
Home for the Homeless	Utica, N. Y.
Jefferson County Orphan Asylum	Watertown, N. Y.
Society for Relief of Destitute Children of Seamen	West New Brighton (S. L.), N. Y.
Cincinnati Orphan Asylum	Cincinnati, Ohio.
Home for the Friendless and Female Guardian Society	Cincinnati, Ohio.
Union Bethel and Newsboys' Home	Cincinnati, Ohio.
Bethel Home	Cleveland, Ohio.
St. Joseph's Female Orphan Asylum	Cleveland, Ohio.
Home for the Friendless	Columbus, Ohio.
St. Joseph's Orphan Asylum	Columbus, Ohio.
St. Vincent's Orphan Asylum	Columbus, Ohio.
Orphans' Home	Dayton, Ohio.
St. Joseph's Orphan Asylum	Dayton, Ohio.
Warren County Orphan Asylum and Children's Home	Lebanon, Ohio.
Industrial School	Mineral Ridge, Ohio.
Claire County Children's Home	Springfield, Ohio.
Ladies' Relief Society	Portland, Oreg.
St. Joseph's Orphan Asylum	Erie, Pa.
Church Home	Lancaster, Pa.
Home for the Friendless	Lancaster, Pa.
Fressler Orphan Home	Lovaville, Pa.
Foster Home Association	Philadelphia, Pa.
Children's Asylum (Philadelphia Alms House)	Philadelphia, Pa.
Soldiers' Orphan Institute	Philadelphia, Pa.
St. Paul's Roman Catholic Orphan Asylum	Pittsburgh, Pa.
Orphans' Home of Evangelical Lutheran Church	Rochester, Pa.
Widows' and Orphans' Home	Rochester, Pa.
Orphans' Farm School	Zellenople, Pa.
Home for Destitute Children	Bristol, R. I.
Leath Orphan Asylum	Memphis, Tenn.
St. Peter's Orphan Asylum	Memphis, Tenn.
Presbyterian Orphan Asylum	Fredericksburg, Va.
St. Paul's Church Home	Petersburg, Va.
Hebrew Orphan Asylum Association	Richmond, Va.
Richmond Male Orphan Asylum	Richmond, Va.
Home for the Friendless	Fond du Lac, Wis.
German Orphan Asylum	Washington, D. C.
Washington City Orphan Asylum	Washington, D. C.
St. Vincent's Asylum and Industrial School	Santa Fe, N. Mex.

TABLE XXI.—*Memoranda.*

Name.	Location.	Remarks.
Roman Catholic Orphan Asylum for Boys ..	Washington, Ga .....	See St. Joseph's Orphanage; identical.
House of the Good Shepherd .....	Chicago, Ill .....	See Table XX.
Indianapolis Home for Friendless Women ..	Indianapolis, Ind .....	Not found.
Union Orphan Asylum .....	Baltimore, Md .....	Closed.
Industrial Home of the Ladies' Relief Association.	Baltimore, Md .....	Not found.
Fragment Society .....	Boston, Mass .....	Not found.
Penitent Female's Refuge .....	Boston, Mass .....	See Table XX.
House of Shelter .....	Detroit, Mich .....	Closed.
House of Shelter .....	Albany, N. Y .....	See Table XX.
Roman Catholic Orphan Asylum (male) .....	Brooklyn, N. Y .....	See St. John's Home; identical.
Industrial Home .....	New York, N. Y. (110 Lexington avenue).	No longer exists.
New York Magdalen Benevolent Society .....	New York, N. Y .....	See Table XX.
Children's Home .....	Rochester, N. Y .....	Not in existence.
Home for Christian Care .....	Sing Sing, N. Y .....	Closed.
Industrial Home of the City of Utica .....	Utica, N. Y .....	Simply a boarding home.
Soldiers' Orphan Home .....	Andersonburgh, Pa .....	Closed.
Phillipsburgh Soldiers' Orphan School .....	Water Cure, Pa .....	Main building burned; scholars transferred to other schools.
Milwaukee Industrial School .....	Milwaukee, Wis .....	Identical with Wisconsin Industrial School for Girls; see Table XX.
National Soldiers' and Sailors' Orphan Home.	Washington, D. C. ....	Closed.

Name.	Location.	Name.	Residence.
1	2	3	4
<b>UNIVERSITIES AND COLLEGES.</b>			
University of California .....	Berkeley, Cal .....	H. D. Bacon .....	Oakland, Cal .....
University of Colorado .....	Boulder, Colo .....	Michael Reese .....	San Francisco, Cal .....
		Judge S. C. Hastings .....	San Francisco, Cal .....
		C. G. Buckingham .....	Boulder, Colo .....
		J. Alden Smith .....	Boulder, Colo .....
		Executor of J. Buttell's estate.	
		M. H. Arnot .....	
		Executor of De Forest Manice's estate.	
		Anonymous .....	
		From Woolsey fund committee.	
Yale College .....	New Haven, Conn. ....		
		Dr. T. D. Porter .....	
		Mrs. Caroline Street (deceased).	
Atlanta University .....	Atlanta, Ga. ....	Mrs. D. P. Stone .....	Malden, Mass .....
Blackburn University .....	Carlinville, Ill .....		
Carthage College .....	Carthage, Ill .....		
University of Chicago .....	Chicago, Ill .....		
Ewing College .....	Ewing, Ill .....	Various persons .....	Illinois .....
Lombard University .....	Galesburg, Ill .....		
Monmouth College .....	Monmouth, Ill .....	John Dean .....	Allegheny City, Pa. ....
		Other persons .....	
Northwestern College .....	Naperville, Ill .....		
Westfield College .....	Westfield, Ill .....	Various persons .....	
Wheaton College .....	Wheaton, Ill .....	Various persons .....	
Evangelical Lutheran Concordia College.	Fort Wayne, Ind. ....	Mrs. Johanna Zwick .....	Cincinnati, Ohio .....
Hanover College .....	Hanover, Ind .....	Mrs. Mary A. Lapaley .....	New Albany, Ind .....
Earlham College .....	Richmond, Ind .....	Joseph Moore .....	Richmond, Ind .....
Griswold College .....	Davenport, Iowa .....	Miss Catharine D. Wolfe .....	New York, N. Y .....
Parsons College .....	Fairfield, Iowa .....		
Upper Iowa University .....	Fayette, Iowa .....		
Penn College .....	Okauchosa, Iowa .....	Various persons .....	
Central University of Iowa .....	Pella, Iowa .....	Samuel C. Demarest .....	Boston, Mass .....

reply to inquiries by the United States Bureau of Education.

Benefactions.							Object of benefaction and remarks.
Total.	Endowment and general purposes.	Grounds, buildings, and apparatus.	Professorships.	Fellowships, scholarships, and prizes.	To aid indigent students.	Library and museum.	
5	6	7	8	9	10	11	12
\$125,000	.....	.....	.....	.....	.....	\$75,000	\$25,000 in money for library building, and his own library and art collections, valued at \$50,000.
	.....	.....	.....	.....	.....	50,000	For library. For the amount of Judge Hastings's gift, see "Schools of law."
5,000	.....	.....	.....	.....	.....	5,000	In books and a cabinet of minerals.
189,500	.....	\$4,980	\$10,000	.....	.....	.....	For completion of Buttell Chapel and endowment of a professorship.
	.....	\$500	.....	.....	.....	.....	For department of physics.
	.....	.....	.....	.....	.....	.....	\$5,000, the use for which it is intended not specified.
	.....	.....	.....	.....	\$250	.....	\$5,000, its purpose not specified. Composition prize.
	.....	.....	.....	.....	.....	.....	\$20,050, its purpose not specified.
	.....	.....	.....	.....	5,500	.....	For a graduate scholarship in theological department.
	.....	600	.....	.....	.....	.....	For current expenses in theological department.
	.....	7,000	.....	.....	.....	.....	For current expenses in scientific department.
	.....	.....	.....	.....	.....	.....	3,760 For library. Conveyed to the college real estate and mortgages in the city of New York of uncertain value, but estimated at \$50,000.
	.....	75,000	.....	.....	.....	.....	Legacies to Art School, paid in 1878.
50,000	.....	50,000	.....	.....	.....	.....	
3,500	.....	3,500	.....	.....	.....	.....	
2,000	2,000	.....	.....	.....	.....	.....	
6,000	6,000	.....	.....	.....	.....	.....	
18,000	18,000	.....	.....	.....	.....	.....	
1,000	.....	.....	.....	.....	.....	.....	
3,000	5,000	3,000	.....	.....	.....	.....	.....
			.....	.....	.....	.....	.....
700	.....	.....	.....	.....	.....	.....	
10,000	10,000	.....	.....	.....	.....	.....	
9,770	9,770	.....	.....	.....	.....	.....	
1,000	.....	.....	.....	.....	.....	\$1,000	To aid poor students on condition that they prepare for the ministry of the Evangelical Lutheran Church.
20,000	20,000	.....	.....	.....	.....	.....	For the endowment of a chair.
500	.....	.....	.....	.....	.....	500	For the museum.
2,500	2,500	.....	.....	.....	.....	.....	For current expenses.
.....	.....	.....	.....	.....	.....	.....	Gifts of books and sundry materials for apparatus.
100	.....	.....	.....	.....	.....	.....	Purpose not specified.
2,000	2,000	.....	.....	.....	.....	.....	An annual subscription, to continue for three years, for the general uses of the college.
300	300	.....	.....	.....	.....	.....	For general purposes.

TABLE XXII.—*Statistics of educational*

Organization to which intrusted.		Benefactor.	
Name.	Location.	Name.	Residence.
1	2	3	4
UNIVERSITIES, &C.—Continued.			
Tabor College.....	Tabor, Iowa.....	{ W. R. and L. Morley .....	Brush Creek, Iowa.....
		{ John Overholser .....	Coleta, Ill .....
		{ Mary Manning .....	Western, Iowa.....
Western College.....	Western, Iowa.....	{ J. M. Shellbarger and .....	Letts, Iowa.....
		{ wife .....	
		{ James and Mary Moller .....	Mendota, Ill .....
		{ Robert Smith .....	Polo, Ill .....
		{ Other persons .....	
Baker University .....	Baldwin City, Kans.....	{ William Thaw .....	Pittsburgh, Pa.....
Highland University.....	Highland, Kans.....	{ Rev. W. B. Stewart .....	Fort Edward, N. Y.....
Centre College .....	Danville, Ky.....	{ Caldwell Campbell .....	Richmond, Ky.....
		{ B. F. Avery .....	Louisville, Ky.....
Georgetown College.....	Georgetown, Ky.....	Various donors.....	
Bethel College .....	Russellville, Ky.....	{ G. W. Norton .....	Louisville, Ky.....
		{ J. M. Pendleton .....	Upland, Pa.....
Bowdoin College .....	Brunswick, Me.....	{ Henry Winkley .....	Philadelphia, Pa.....
Colby University .....	Waterville, Me.....	{ Gardner Colby .....	Boston, Mass.....
St. Charles's College.....	Ellicott City, Md.....	{ Mr. Dorsey .....	Howard County, Md.....
Western Maryland College	Westminster, Md.....	{ Various persons .....	Maryland.....
Amherst College.....	Amherst, Mass.....		
Boston University .....	Boston, Mass.....	{ Edward Russell.....	
		{ Rev. R. M. Hodges .....	
		{ Trustees of the class sub- .....	
		{ scription fund.....	
		{ Trustees of the will of .....	
		{ James Arnold.....	
		{ Executor of Miss Levina .....	
		{ Hoar.....	
		{ Teachers and students of .....	
		{ the Bloomsburg (Pa.) .....	
		{ State Normal School.....	
		{ Anonymous.....	
		{ Through Prof. Gray .....	
		{ (anonymous).....	
		{ Massachusetts Society .....	
		{ for Promoting Agri- .....	
		{ culture.....	
Harvard University .....	Cambridge, Mass.....	{ George W. Wales .....	
		{ Thomas G. Appleton .....	
		{ Mrs. John M. Forbes .....	
		{ Augustus Hemenway.....	
		{ Association of Alumni of .....	
		{ Harvard College.....	
		{ George Bemis (deceased), .....	
		{ graduates of the col- .....	
		{ lege, and others.....	
		{ Executors of Mrs. Anne .....	
		{ E. P. Sever.....	

benefactions for 1878, &c.—Continued.

Benefactions.							Object of benefaction and remarks.
Total.	Endowment and general purposes.	Grounds, buildings, and apparatus.	Professorships.	Fellowships, scholarships, and prizes.	To aid indigent students.	Library and museum.	
5	6	7	8	9	10	11	12
\$2,700							Purpose not specified.
	\$3,000						To advance the cause of Christian education.
	500						
6,500	1,000						
	500						
	500						
1,000	500						Purpose not specified.
600	100						To aid in meeting current expenses.
	10,000						Two notes of \$10,000 each, payable at death, for the endowment of the chair of vice president.
20,000	10,000						
3,500		\$8,500					For building a new boarding hall.
250							Purpose not specified.
10,000	10,000						For general purposes.
500						\$500	For the library.
400							Purpose not specified.
22,000	22,000						In subscription notes for the payment of debt, given on condition that \$25,000 be raised to pay the whole debt.
20,000						20,000	To aid in the purchase of the Shepard collection of minerals.
20,000							Purpose not specified.
				\$100			Towards the foundation of a scholarship.
	20,000			5,000			For the foundation of a scholarship.
		627					For the use of the Arnold Arboretum.
				500			To be added to the amount heretofore donated for the LeVina Hoar scholarship.
	30						For the teachers' and pupils' fund.
	500						To increase the salary of the professor of entomology.
						1,000	For the herbarium.
		2,500					For the improvement and development of the botanic garden and Arnold Arboretum.
177,207						200	For books for the library.
	50						For current expenses of the astronomical observatory.
	200						For current expenses of the astronomical observatory.
							A new gymnasium.
							The Memorial Hall building.
		6,500					\$5,000 was a bequest from the late George Bemis and \$1,500 were from recent subscriptions. These amounts, together with \$2,000 raised some years ago by graduates of the college and others, were used in the purchase of a marble statue of President Quincy by William W. Story.
	140,000						Legacy (not yet received).

Name.	Location.	Name.	Residence.
1	2	3	4
<b>UNIVERSITIES, &amp;c.—Continued.</b>			
Williams College .....	{ Williamstown, } { Mass. }	Edward Clark ..... Charles A. Jessup (de- ceased). Mrs. Betsey Barnes (de- ceased).	New York, N. Y. .... Westfield, Mass. .... Medina, Ohio .....
Adrian College .....	Adrian, Mich. ....	Calvin Tomkins .....	Tomkin's Cove, N. Y. ....
Battle Creek College.....	Battle Creek, Mich.		
Hilledale College .....	Hilledale, Mich.		
Hope College .....	Holland, Mich. ....	{ Mrs. Margaret L. Abbe { Rev. A. J. Switz.....	Albany, N. Y. .... Schenectady, N. Y. ....
Olivet College .....	Olivet, Mich.		
Carleton College .....	Northfield, Minn. ....	{ Charles Boswell ..... { Anonymous .....	West Hartford, Conn.
Central College .....	Fayette, Mo. ....	Citizens of Fayette .....	
Drury College .....	Springfield, Mo.	Various persons .....	
Doane College .....	Crete, Nebr. ....	{ W. O. Grover ..... { James Smith ..... { Charles Boswell ..... { O. L. Moew ..... { Other persons .....	Boston, Mass. .... Philadelphia, Pa. .... Hartford, Conn. .... Worcester, Mass. ....
Dartmouth College .....	Hanover, N. H. ....	Henry Winkley .....	Philadelphia, Pa.
St. Lawrence University .....	Canton, N. Y. ....	Sundry persons .....	
Hobart College .....	Geneva, N. Y. ....	{ Thos. Fitzinger ..... { Washington Hunt (de- ceased). { Estate of the late Ken- drick Metcalf. { Other persons .....	Waterville, N. Y. .... New York, N. Y. ....
Cornell University .....	Ithaca, N. Y. ....	Miss Jennie M'Graw .....	Ithaca, N. Y.
Columbia College .....	New York, N. Y.	Henry W. Sage .....	Brooklyn, N. Y. ....
University of Rochester.....	Rochester, N. Y.	John Winthrop Chanler (deceased).	
Union College .....	Schenectady, N. Y.	John B. Trevor .....	New York, N. Y.
University of North Carolina..	Chapel Hill, N. C.	{ James Brown (deceased). { Miss C. L. Wolfe.....	New York, N. Y.
Rutherford College .....	Happy Home, N. C.	B. F. Moore .....	
Wake Forest College .....	{ Wake Forest } { College, N. C. }	Col. S. W. Cole .....	Salisbury, N. C. ....
German Wallace College.....	Berea, Ohio .....	{ Col. J. M. Hook ..... { John G. Williams .....	Raleigh, N. C.
Hebrew Union College.....	Cincinnati, Ohio ..	{ Other persons ..... { Church collections. { Henry Adler .....	Cincinnati, Ohio
Kenyon College .....	Gambier, Ohio .....	Dr. I. T. Hobbs .....	Sandusky, Ohio
Denison University.....	Granville, Ohio .....	{ Mrs. Mary N. Bliss .. { Thoms McCullough ..	Columbus, Ohio
Marietta College .....	Marietta, Ohio .....	J. D. Rockefeller .....	Massillon, Ohio
Oberlin College .....	Oberlin, Ohio .....	Miss Mary W. Holbrook ..	Cleveland, Ohio

benefactions for 1878, &c.—Continued.

Benefactions.							Object of benefaction and remarks.
Total.	Endowment and general purposes.	Grounds, buildings, and apparatus.	Professorships.	Fellowships, scholarships, and prizes.	To aid indigent students.	Library and museum.	
5	6	7	8	9	10	11	12
\$11,325	\$10,000						General endowment.
	500						
	300						
	525						
10,000	10,000						In real estate mortgage for general endowment.
1,200	1,200						To promote the general interests of the college.
7,000	7,000						To endow theological department and to add to the general endowment fund of the college.
7,000			\$5,000				To support the professors.
2,500			2,000				Purpose not specified.
758		\$500					For astronomical clock for observatory.
11,000	258						For current expenses.
8,180	11,000						To increase endowment fund.
	(8,180)						Buildings, running expenses, and endowment.
	500						Endowment.
	8,025						
	1,000						
	500						
12,000	1,975						
35,000			35,000				To found a professorship of Anglo-Saxon and English language and literature.
600						\$600	For instruction and library.
4,164	1,000						500
	1,000						
	1,664						
		2,663					Cases and furniture of architectural photograph gallery and new roof on M'Graw building.
27,663		25,000					Barn for agricultural department, grading grounds, and general equipment.
1,000				\$1,000			Prize for historical essay in senior class.
1,300							Purpose not specified.
84,000	80,000						For general purposes; income only to be used.
	4,000						For art purposes; income only to be used.
5,000					\$5,000		Interest to pay tuition of students designated by heirs of testator.
900	900						Payment of indebtedness.
12,000		5,000					To construct library rooms and debating halls.
		5,000					
685		2,000					
10,000							Purpose not specified.
7,000							Purpose not specified.
2,000	2,000						General endowment fund.
5,000	5,000						Chiefly for general purposes.
25,000			25,000				Amount pledged for "Holbrook professorship;" an instalment of \$5,000 was paid in 1878.



Name.	Location.	Name.	Residence.
1	2	3	4
<b>UNIVERSITIES, &amp;c.—Continued.</b>			
Wittenberg College.....	Springfield, Ohio..	Various persons .....	Indiana and Ohio .....
Heidelberg College .....	Tiffin, Ohio .....	{ John Long and wife .....	New Salem, Ohio .....
Otterbein University .....	Westerville, Ohio .....	{ Rev. J. Michael and wife. ....	Winamac, Ind .....
McMinnville College.....	McMinnville, Oreg.	J. Lynch.....	Sheridan, Oreg.....
Muhlenberg College .....	Allentown, Pa .....	{ From the Lutheran Min- isterium of Pennsylvania .....	.....
Lafayette College .....	Easton, Pa .....	{ Hon. Asa Packer .....	.....
Haverford College .....	Haverford College, Pa.	{ Estate of John Farnum .....	Philadelphia, Pa .....
Lincoln University .....	Lincoln Univer- sity, Pa.	Subscription .....	.....
Allegheny College .....	Meadville, Pa .....	Mrs. C. P. Stokes .....	New York, N. Y .....
Mercersburg College.....	Mercersburg, Pa..	Various persons .....	.....
Westminster College.....	New Wilmington, Pa.	United Presbyterian con- gregations in the vicinity of the college.	.....
Lehigh University.....	South Bethlehem, Pa.	Hon. Asa Packer.....	Mauch Chunk, Pa .....
Brown University .....	Providence, R. I ..	Various persons .....	.....
Newberry College .....	Newberry, S. C ..	.....	Boston, Mass .....
Clafin University and College of Agriculture. }	Orangeburg, S. C..	{ Freedmen's Aid Society of the M. E. Church.	South Carolina .....
Southwestern Presbyterian University.	Clarksville, Tenn.	Individuals .....	.....
.....	.....	James King .....	Jackson, La .....
.....	.....	{ Samuel and Hugh Me- harry.	Shawnee Mound, Ind .....
.....	.....	Trinity M. E. Sunday School.	Cambridge, Mass .....
Central Tennessee College.....	Nashville, Tenn...	Jacob Miller .....	Canton, Ohio .....
.....	.....	Rev. L. S. Ramsdell .....	Clyde, Mich .....
.....	.....	W. C. Du Pauw .....	New Albany, Ind .....
.....	.....	Mrs. J. T. Peck .....	Syracuse, N. Y .....
.....	.....	Rev. J. W. Agard .....	Illinois .....
Fisk University.....	Nashville, Tenn...	Estate of R. R. Graves .....	Morristown, N. J .....
.....	.....	Freedmen's Mission Aid Society.	London, England .....
Austin College.....	Sherman, Tex.....	American Missionary As- sociation.	New York, N. Y .....
.....	.....	Citizens of Sherman .....	.....
Middlebury College.....	Middlebury, Vt ...	Rev. Cyrus B. Drake, D. D. (deceased).	.....
Roanoke College .....	Salem, Va .....	Various persons .....	Virginia, New York, and New England .....
Richmond College.....	Richmond, Va .....	Samuel Tunstall .....	King and Queen County, Va .....
University of Virginia.....	University of Vir- ginia, Va .....	W. W. Corcoran .....	Washington, D. C .....
Lawrence University .....	Appleton, Wis .....	Various persons .....	.....

Benefactions for 1878, &c.—Continued.

Benefactions.							Object of benefaction and remarks.
Total.	Endowment and general purposes.	Grounds, buildings, and apparatus.	Professorships.	Fellowships, scholarships, and prizes.	To aid indigent students.	Library and museum.	
5	6	7	8	9	10	11	12
\$3,000	\$3,000			\$2,700			For the endowment fund.
3,600							For scholarships, payable at death of parties, with no interest until then.
5,000	900						For endowment on the same conditions.
2,000	5,000			2,000			For contingent expenses.
							Land to amount given, to be used for scholarships.
31,500	1,500						For general expenses.
12,831	30,000						Interest to be used for general support.
							Purpose not specified.
38,000		\$13,000		25,000			For scholarships and general purposes.
							For buildings, alterations, and apparatus.
18,250				1,250			To educate a young man, named by the beneficiary, willing to go to Africa.
	1,800	4,000					For the creation of a ladies hall to be called Hulings' Hall; the private subscription given on condition that the citizens of Meadville raise an equal amount.
		5,000					
10,000		5,000					
2,299							Purpose not specified.
12,000	13,000						To increase endowment fund.
35,900							Purpose not specified.
9,744	9,744						For sundry purposes.
4,000		700					For completion of buildings.
	3,300						In bonds for the endowment fund.
5,172	4,762						\$1,510 for current expenses and \$3,662 for payment of indebtedness.
6,000	410						
	6,000						For endowment.
1,391	800					591	\$800 for medical school; remainder to aid students.
29,590	20,000						For the general purposes of the university.
	3,970						
	5,620						
16,000		16,000					Raised by the citizens of Sherman in order to secure the permanent location of the college at that place.
10,000							Purpose not specified.
5,000							Purpose not specified.
7,000						7,000	To aid students in preparing for the ministry.
50,000	50,000						To endow school of geology and natural history.
2,000							Purpose not specified.

Organisation to which intrusted.

Benefactor.

Name.	Location.	Name.	Residence.
1	2	3	4
<b>UNIVERSITIES, &amp;c.—Continued.</b>			
Beloit College.....	Beloit, Wis .....	S. C. Morgan (deceased).. H. N. Brinsmade, D. D., (deceased).	Norwich, Conn .....
Ripon College.....	Ripon, Wis .....	Various persons .....	Wisconsin and Illi- nois.
Howard University.....	Washington, D. C. ....		
<b>SCHOOLS OF SCIENCE (mining, engineering, agriculture, &amp;c.).</b>			
Maine State College of Agri- culture and Mechanic Arts. }	Orono, Me .....	Hon. Abner Coburn.....	Skowhegan, Me.....
Massachusetts Agricultural College. }	Amherst, Mass .....	E. A. Ashcroft .....	Boston, Mass .....
Massachusetts Institute of Technology. }	Boston, Mass .....	Various sources .....	Northampton, Mass.
Michigan State Agricultural College. }	Lansing, Mich .....	Whiting Street .....	Upton, Mass.....
Agricultural and Mechanical College. }	Columbia, Mo.....	William Knowlton.....	Boston, Mass.....
Franklin Institute.....	Philadelphia, Pa.....	James McGregor (de- ceased).	
Wagner Free Institute of Sci- ence.	Philadelphia, Pa.....	J. P. McAfee.....	Columbia, Mo.....
Hampton Normal and Agricult- ural Institute.	Hampton, Va.....	Gale Manufacturing Com- pany.	Albion, Mich.....
<b>SCHOOLS OF THEOLOGY.</b>			
Theological Institute of Con- necticut.	Hartford, Conn .....	James and Moss Parker.	Columbia, Mo.....
Chicago Theological Seminary.	Chicago, Ill .....	Bloomfield Moore fund.	Philadelphia, Pa.....
Presbyterian Theological } Seminary of the Northwest. }	Chicago, Ill .....	Various persons .....	
Garrett Biblical Institute.....	Evanston, Ill.....	Thomas A. Galt.....	Sterling, Ill .....
Augustana Theological Semi- nary.	Rock Island, Ill.....	Sundry persons .....	
Theological department of } Griswold College. }	Davenport, Iowa.....	Methodist congregations in the West and North- west.	
College of the Bible.....	Lexington, Ky .....	From the churches .....	
Southern Baptist Theological Seminary.	Louisville, Ky .....	Rev. Robt. C. Matlack.....	Philadelphia, Pa.....
Bangor Theological Seminary.....	Bangor, Me .....	The Bishop of Iowa .....	
		Estate of Rev. E. Williams	Ogden, Iowa .....
		Dr. A. Adams .....	Lancaster, Ky .....
		E. L. Gesalin .....	Brown Co., Ohio .....
		Various persons of the Baptist denomination in the Southern States.	

benefactions for 1878, &c.—Continued.

Benefactions.							Object of benefaction and remarks.
Total.	Endowment and general purposes.	Grounds, buildings, and apparatus.	Professorships.	Fellowships, scholarships, and prizes.	To aid indigent students.	Library and museum.	
5	6	7	8	9	10	11	12
\$11,865	\$2,500		\$7,865				For general purposes.
	1,500						For endowment of chair of Latin; a portion of income to be paid to widow during life.
8,300	6,000	\$2,300					For current expenses.
3,161	3,161						\$6,000 for endowment; other gifts for apparatus, library, current expenses, &c.
							To pay salaries.
310		250					\$200 for forge shop and \$50 for binding periodicals.
		60					For steam gänge.
2,000	1,000						Books, pamphlets, &c.
2,500	1,000						For general expenses.
	2,500						For permanent fund.
							Books, specimens, &c.
325		325					In agricultural implements and domestic animals.
10,000						\$10,000	For the improvement of the library.
34,145	18,557	2,600				\$12,988	Various kinds of material for use in the institute.
90,000		90,000					Value of certificates of stock given in 1873 for the erection of building.
3,400	3,400			\$1,000			\$3,400 for general purposes and \$1,000 for a scholarship.
7,080		2,500		2,500			\$2,500 to endow a permanent scholarship and \$2,500 for the foundation of a fund to embellish grounds and buildings, on condition that donor and son shall designate recipient of scholarship and also the specific form in which "embellishing fund" shall be used.
	2,080						For current expenses.
5,700	5,700						To supplement salaries, pay interest, insurance, and general expenses.
17,000	17,000						To cancel debt.
							Several hundred volumes for library.
1,000	500						Towards a permanent endowment.
45,000	45,000						Pledged in bonds and subscriptions for the permanent endowment of the seminary.
5,000	5,000						For general purposes.

Name.	Location.	Name.	Residence.
1	2	3	4
<b>SCHOOLS OF THEOLOGY—Cont'd.</b>			
Andover Theological Seminary:	Andover, Mass.	Henry Winkley ..... F. H. Taylor (deceased) ..... Rev. S. Sweetser (dec'd) ..... May W. Kellogg (dec'd) ..... Chas. A. Jessup (dec'd) ..... May Campbell (dec'd) .....	Philadelphia Pa. ....
Episcopal Theological School, New Church Theological School	Cambridge, Mass. Waltham, Mass.	From funds of the "General Convention of the New Jerusalem" and from individuals.	Boston, Mass. ....
Bishop Green Associate Mission and Training School.	Dry Grove, Miss.	Mrs. Julia M. Irvington .. Wm. B. Douglas ..... Mrs. Nathalie E. Bayles .. Rev. James Saul, D. D. .... Gardner A. Sage .....	New York ..... Rochester, N. Y. .... New York ..... Philadelphia, Pa. .... New York, N. Y. ....
Theological Seminary of the Reformed (Dutch) Church.	New Brunswick, N. J.	Estate of Mrs. Fanny L. McNaw. Estate of James Brown ..	Lancaster, Pa. .... New York, N. Y. ....
Theological Seminary of the Presbyterian Church.	Princeton, N. J.	James Lenox .....	New York, N. Y. ....
Brooklyn Lay College and Biblical Institute.	Brooklyn, N. Y.	Czar Dunning ..... G. S. T. Franaham ..... Hugh Boyd ..... John F. Henry ..... Mrs. Mary Clark Proctor ..	Rochester, N. Y. ....
DeLancey Divinity School. St. Mary's Theological Seminary	Geneva, N. Y. Cleveland, Ohio.	Mrs. Lydia J. Yeiser ..... Mrs. Mary Copley ..... Minor Corin ..... Pebe A. Benton ..... Elias Myers ..... Susan Bretts ..... Henry Alt ..... Other persons .....	Toledo, Iowa .....
Union Biblical Seminary .....	Dayton, Ohio .....	Various persons .....	Boston, Mass., Providence, R. I., New York, N. Y., Leicester, Mass., Chicago, Ill., Cincinnati, Ohio.
Moravian Theological Seminary Meadville Theological Seminary	Bethlehem, Pa. Meadville, Pa.	Peter Sieger (deceased) .. Rev. C. F. Heyer .....	Philadelphia, Pa. ....
Theological Seminary of the Evang. Lutheran Church. Theological Seminary of the Presbyterian Church.	Philadelphia, Pa. Columbia, S. C.	Judge Ephraim Ewing (deceased). John Finley (deceased) .. Mrs. Mary Haggitt .....	Lebanon, Tenn. ....
Theological School of Cumberland University.	Lebanon, Tenn.	Mr. Wilson .....	Rockbridge Co., Va.

benefactions for 1878, &c.—Continued.

Benefactions.							Object of benefaction and remarks.
Total.	Endowment and general purposes.	Grounds, buildings, and apparatus.	Professorships.	Fellowships, scholarships, and prizes.	To aid indigent students.	Library and museum.	
5	6	7	8	9	10	11	12
\$81,250	\$25,000		\$2,000	\$1,000			For general purposes. For a professorship. For a scholarship. For a scholarship. For a scholarship. For the cause of missions. For professorship of science. For general uses. Purpose not specified.
25,000	1,000		50,000	1,500			
3,000	25,000			750			
3,000	3,000						Support for institution on condition that free tuition and board be accorded the students. For current expenses.
700	700						
12,375				2,875			To found a scholarship.
2,700		\$2,700					The purpose to which \$10,000 of this amount is to be appropriated is not specified. Mr. Lenox erected for the seminary two professors' houses and a library building.
10,000	10,000						
7,000							Towards the purchase of Amity Street Church, conditioned on the raising of \$10,000. For general uses of the school. Purpose not specified.
10,278	500						
	2,000						Endowment and contingent expenses; a portion not payable till death of donors.
	500						
	500						
	500						
	300						
1,883	5,478						Purpose not specified. General endowment and beneficiary funds.
4,920	4,920						
4,400	4,200						Interest for support of seminary. Purpose not specified.
7,176	200						
35,000					\$15,000		3 lots in Chicago. For the education of young men for the ministry.
					20,000		
9,000				9,000			In property as yet unproductive, and for the purpose of educating young men for the ministry. To found three scholarships.

TABLE XXII.—*Statistics of educational*

Organization to which intrusted.		Benefactor.	
Name.	Location.	Name.	Residence.
1	2	3	4
<b>SCHOOLS OF LAW.</b>			
Hastings College of the Law...	San Francisco, Cal.	S. Clinton Hastings . . . . .	San Francisco, Cal.
Law Department, Howard } University. }	Washington, D. C.	{ Hon. Wm. M. Everts . . . . . { Hon. D. A. Straker . . . . .	Washington, D. C. . . . . Orangeburg, S. C. . . . .
<b>SCHOOLS OF MEDICINE.</b>			
Hahnemann Medical College...	Chicago, Ill. . . . .	Ladies' Aid Society . . . . .	Chicago, Ill. . . . .
St. Louis College of Pharmacy .	St. Louis, Mo. . . . .	{ G. Mallinckrodt & Bro. . . . . { John M. Maris & Co. . . . . { Fox & Sons . . . . .	St. Louis, Mo. . . . . Philadelphia, Pa. . . . . Philadelphia, Pa. . . . .
College of Pharmacy of the City of New York.	New York, N. Y. . . . .	200 pharmacists. . . . .	New York, N. Y. . . . .
Eclectic Medical College . . . . .	New York, N. Y. . . . .	.....	.....
New York Medical College for Women.	New York, N. Y. . . . .	.....	.....
United States Medical College.	New York, N. Y. . . . .	Trustees of college . . . . .	.....
Cleveland Medical College . . . . .	Cleveland, Ohio . . . . .	J. Lang Cassels, M. D. . . . .	Cleveland, Ohio . . . . .
<b>INSTITUTIONS FOR SUPERIOR IN- STRUCTION OF WOMEN.</b>			
Young Ladies' Seminary . . . . .	Benicia, Cal. . . . .	The alumnae . . . . .	.....
Wesleyan Female College . . . . .	Wilmington, Del. . . . .	J. J. McCullough . . . . .	Wilmington, Del. . . . .
Rockford Female Seminary . . . . .	Rockford, Ill. . . . .	Alumnae and friends . . . . .	.....
Liberty Female College . . . . .	Glasgow, Ky. . . . .	Various persons . . . . .	Kentucky . . . . .
Logan Female College . . . . .	Russellville, Ky. . . . .	{ Hugh Barclay . . . . . { Mrs. Barnes . . . . .	Russellville, Ky. . . . . Russellville, Ky. . . . .
Bradford Academy . . . . .	Bradford, Mass. . . . .	.....	.....
Smith College . . . . .	Northampton, Mass. . . . .	.....	.....
Wheaton Female Seminary . . . . .	Norton, Mass. . . . .	Eliza B. Wheaton . . . . .	Norton, Mass. . . . .
Mt. Holyoke Female Seminary {	South Hadley, } Mass. }	{ Mrs. Gilbert Smith . . . . . { Mr. Whiting Street . . . . . { Mrs. Valoria G. Stone . . . . . { Mr. D. W. Weston . . . . . { Mr. W. O. Grover . . . . . { Mrs. Caroline A. Woods . . . . . { 3 unnamed donors . . . . .	South Hadley, Mass. . . . . Northampton, Mass. . . . . Malden, Mass. . . . . ..... ..... .....
Wellesley College . . . . .	Wellesley, Mass. . . . .	.....	.....
Whitworth Female College . . . . .	Brookhaven, Miss. . . . .	.....	.....
Lea Female College . . . . .	Summit, Miss. . . . .	{ Mrs. Elceba Bates . . . . . { Mrs. M. A. Silliman . . . . .	Liberty, Miss. . . . . Louisiana . . . . .
Elizabeth Aull Female Seminary.	Lexington, Mo. . . . .	Stephen G. Wentworth . . . . .	Lexington, Mo. . . . .
New Hampshire Conference Seminary and Female Col- lege.	Tilton, N. H. . . . .	John Mooney, deceased . . . . .	Tilton, N. H. . . . .
Granger Place School . . . . .	Canandaigua, N. Y. . . . .	.....	.....
Western Female Seminary . . . . .	Oxford, Ohio . . . . .	.....	.....

benefactions for 1878, &c.—Continued.

Benefactions.							Object of benefaction and remarks.
Total.	Endowment and general purposes.	Grounds, buildings, and apparatus.	Professorships.	Fellowships, scholarships, and prizes.	To aid indigent students.	Library and museum.	
5	6	7	8	9	10	11	12
\$100,000	\$100,000						For the establishment of law college; paid into State treasury, the State binding itself to pay 7 per cent. per annum on the same forever.
							58 books and pamphlets.
4,000	4,000						For hospital purposes. Chemicals and specimens. Metric weights.
4,900		\$4,900					Metric graduates and bottles. For improving the building.
5,000	5,000						To aid in carrying on clinic and hospital work.
662	662						For current expenses.
4,000	4,000						For current expenses. 150 books.
5,000	5,000						A fine microscope. Payable at death of widow for general purposes of college.
10,000	10,000						For endowment of chair of principal, on condition that the income be appropriated to the present principal during life.
8,000		8,000					Payment of debt on buildings and grounds.
5,300		5,000 300					To make additions to buildings; the college gives a scholarship worth \$300 a year to the Barclay heirs for their own benefit or that of any needy student named by them.
1,000				\$1,000			For a scholarship.
3,000							Purpose not specified.
20,000		20,000					Enlargement and improvement of school building and apparatus.
2,000	1,000						For educational fund.
		100,000					\$1,000; purpose not specified.
		5,000		5,000			For the erection of dormitory buildings.
				5,000			To establish a scholarship.
				5,000			For organ and scholarship.
155,000		10,000		5,000		\$20,000	To sustain a scholarship. \$10,000 is the value of real estate donated, \$5,000 is to establish a scholarship, and \$20,000 to found a library of scientific books.
150		150					For building; in 3 years the president has improved the college buildings to the amount of \$22,000.
2,000		2,000					For buildings to be used for female college.
500		500					To procure additional apparatus.
500	500						For endowment.
10,100							50 books for library. Purpose not specified.



TABLE XXII.—Statistics of educational

Organisation to which intrusted.		Benefactor.	
Name.	Location.	Name.	Residence.
1	2	3	4
<b>INSTITUTIONS FOR SUPERIOR INSTRUCTION OF WOMEN—Cont'd.</b>			
Lake Erie Female Seminary ...	Painesville, Ohio...	{ Hon. E. Hitchcock ..... { Various persons .....	Painesville, Ohio..... Cleveland, Ohio.....
Moravian Seminary for Young Ladies.	Bethlehem, Pa....	Mrs. Irving, deceased .....	San Francisco, Cal..
Vermont Methodist Seminary } and Female College. }	Montpelier, Vt....	{ Abijah Tripp..... { Subscriptions.....	Keene, N. H. ....
<b>PREPARATORY SCHOOLS.</b>			
Connecticut Literary Institution.	Suffield, Conn.....	.....	.....
Rockville Academy.....	Rockville, Md....	Julius West, deceased .....	Rockville, Md.....
Phillips Academy.....	Andover, Mass....	Various persons .....	.....
Lawrence Academy .....	Groton, Mass.....	{ James Lawrence..... { Citizens of Groton.....	Groton, Mass.....
St. Mark's School.....	Southborough, Mass.	.....	.....
St. Paul's School.....	Concord, N. H....	Various persons .....	.....
Phillips Exeter Academy .....	Exeter, N. H.....	Anonymous .....	.....
Kimball Union Academy .....	Meriden, N. H....	{ Hon. D. Richards..... { Rev. E. H. Greeley..... { Rev. C. A. Downs .....	Newport, N. H..... Concord, N. H..... Lebanon, N. H.....
Colby Academy .....	New London, N. H.	.....	.....
Peddie Institute .....	Hightstown, N. J.	Hon. T. B. Peddie .....	Newark, N. J.....
Cook Academy .....	Havana, N. Y....	.....	.....
Brooks School .....	Cleveland, Ohio..	Citizens of Cleveland .....	.....
Chambersburg Academy .....	Chambersburg, Pa.	{ Two geological surveys.. { Hon. W. S. Stenger..... { Wm. E. Martin, A. M.....	Pennsylvania.....
University Academy .....	Lewisburg, Pa....	.....	.....
Wayland University.....	Beaver Dam, Wis.	.....	.....
<b>INSTITUTIONS FOR SECONDARY INSTRUCTION.</b>			
Talladega College.....	Talladega, Ala....	American Missionary Association.	New York, N. Y....
Centennial Institute .....	Warren, Ark.....	.....	.....
Mills Seminary .....	Brooklyn, Cal....	{ Wm. Hyde and family... { Mrs. James Williamson.. Residents of Marysville and vicinity.	Ware, Mass..... New York, N. Y....
College of Notre Dame.....	Marysville, Cal....	.....	.....
School of the Holy Cross.....	Santa Cruz, Cal....	Residents of San Francisco	.....
Balkaley School .....	New London, Conn	Asa Otis .....	New London, Conn.
.....	.....	{ Benj. Fitch..... { J. B. Hoyt..... { Hon. W. A. Cumings (deceased). Phlander Button (de- ceased).	New York, N. Y.... Stamford, Conn....
Fitch's Home School.....	Noroton, Conn....	.....	.....

Benefactions for 1878, &c.—Continued.

Benefactions.							Object of benefaction and remarks.
Total.	Endowment and general purposes.	Grounds, buildings, and apparatus.	Professorships.	Fellowships, scholarships, and prizes.	To aid indigent students.	Library and museum.	
5	6	7	8	9	10	11	12
\$11,170	\$10,000				\$1,170		{ \$10,000 as the foundation of an endowment fund, on condition that it be raised to \$50,000 within 5 years; the interest to be used for assisting needy pupils and to add to library and apparatus. To assist in education of orphan children.
1,100					1,100		
7,000	1,000 6,000						} Endowment fund.
2,800	2,800						
6,000	6,000						To pay deficit in running expenses for the last three years.
1,010	1,010						Present value of house and land, in which the widow of donor holds life estate, and which reverts at her death to the academy for its general support.
432	182	\$300					To meet annual deficit in expenses.
15,000		15,000					For gymnasium.
50						\$50	For securing lectures.
125		125					Additions to museum.
13,000				\$13,000			To replace building destroyed by fire in July, 1878.
30,000	30,000						For additions to the library.
1,274							{ Value of an engineer's compass donated.
27,000	27,000						
							Thirteen scholarships of \$1,000 each, the interest to be used for the aid of indigent students on condition that one is prepared for the ministry.
50		50					For the payment of indebtedness.
450							Purpose not specified.
							Subscription of stock in school building as nucleus for an endowment.
8,000	8,000						Twenty-five volumes for library.
3,000	3,000						Maps, repairs, and advertising.
							Purpose not specified.
							For general expenses.
							In bonds for endowment; to become available when \$10,000 shall have been taken.
4,000				4,000			For scholarships.
932	932						For the support of the establishment.
200	200						For the use of orphans.
10,000							Purpose not specified.
15,000	11,000 3,000 500 500						} For soldiers' orphans and others; also, houses, grounds, library, and art gallery, from Mr. Fitch.

Name.	Location.	Name.	Residence.
1	2	3	4
<b>INSTITUTIONS FOR SECONDARY INSTRUCTION—Continued.</b>			
Cookman Institute .....	Jacksonville, Fla.	Various persons .....	.....
Santa Rosa County Graded } Free School.	Milton, Fla. ....	Residents of Santa Rosa County.*	.....
Clark University .....	Atlanta, Ga. ....	Smithsonian Institution and various Depart- ments of the General Government.	.....
African Methodist Episcopal School.	Cartersville, Ga. ....	Freedmen's Aid Society of the M. E. Church. Prof. Theo. N. Chase .....	Atlanta, Ga. ....
Braswell Academy .....	High Shoals, Ga. ....	{ James Hardman .....	} Madison, Ga. ....
Lewis High School .....	Macon, Ga. ....	{ Levi Sims .....	} Boston, Mass. ....
Nacoochee Male and Female High School.	Nacoochee, Ga. ....	{ Jos. Fannin' .....	} Philadelphia, Pa. ....
German Evangelical Lutheran School.	Addison, Ill. ....	{ G. D. Perry .....	} Charleston, S. C. ....
Jennings Seminary .....	Aurora, Ill. ....	{ President of Smith Or- gan Company.	} .....
Coe Collegiate Institute .....	Cedar Rapids, Iowa	{ Cowperthwait & Co. ....	} .....
Trinity School .....	Davenport, Iowa. ....	George W. Williams .....	} .....
Danah High School .....	Elkhorn, Iowa. ....	Collections from churches.	} .....
Lenox Collegiate Institute .....	Hopkinton, Iowa. ....	J. Y. Young .....	} Vinton, Iowa. ....
Riverside Institute .....	Lyons, Iowa. ....	Rt. Rev. Wm. Stevens Perry, D. D.	} Davenport, Iowa. ....
Mitchell Seminary .....	Mitchellville, Iowa	Various persons .....	} Iowa. ....
Cedar Valley Seminary .....	Osage, Iowa. ....	R. W. and R. N. Band .....	} Lyons, Iowa. ....
Alexander College .....	Burksville, Ky. ....	Hon. Thos. Mitchell, and others.	} .....
Hodgenville Seminary .....	Hodgenville, Ky. ....	J. F. Dalley .....	} Osage, Iowa. ....
Sayre Female Institute .....	Lexington, Ky. ....	Various persons .....	} .....
Threlkeld Select School .....	Lexington, Ky. ....	Trustees of town .....	} .....
St. Hyacinth's Academy .....	Monroe, La. ....	Priscilla Cromey (deceased)	} Lexington, Ky. ....
Hallowell Classical and Scien- tific Academy.	Hallowell, Me. ....	Various persons .....	} Monroe, La. ....
Thayer Academy .....	Braintree, Mass. ....	Young Catholic Friends' Society.	} Boston, Mass. ....
Deerfield Academy and Dick- inson High School.	Deerfield, Mass. ....	Benj. Sewall .....	} .....
		{ Sylvanus Thayer .....	} Braintree, Mass. ....
		{ Town of Braintree .....	} .....
		{ Mrs. Esther Dickinson .....	} .....
		{ Deerfield Academy .....	} .....

benefactions for 1878, &c.—Continued.

Benefactions.							Object of benefaction and remarks.
Total.	Endowment and general purposes.	Grounds, buildings, and apparatus.	Professorships.	Fellowships, scholarships, and prizes.	To aid indigent students.	Library and museum.	
5	6	7	8	9	10	11	12
\$300		\$300					To aid in erecting a dormitory.
3,500	\$3,500						For the advancement and diffusion of knowledge.
							Books and maps.
2,000	2,000						For teachers' salaries.
10		10					Towards plastering the building.
							Six acres of land for Braswell Park.
							A cabinet organ.
475					\$475		A number of geographies and wall maps.
377							To pay tuition of indigent pupils.
200		200					Purpose not specified.
1,000	1,000						For repairs.
400	400						For general purposes.
							To aid the school.
1,800							Purpose not specified.
1,200	1,200						A scholarship for a student, conditioned on his entering the ministry of the F. E. Church.
200				\$200			For the payment of indebtedness.
5,000	5,000						For prize exhibition in elocution.
100				100			In notes and bonds for free tuition for young ladies.
6,000					6,000		For repairs.
200		200					Bequest, not yet received.
10,000							For prizes.
60				60			Education of indigent children.
60					60		
2,500	2,500						Payment of indebtedness.
{ 417,000	{ 397,000 } { 20,000 }						For the establishment of a first class school which shall give free tuition to students as a reward of merit. Of General Thayer's bequest, \$15,000 were in real estate, and the whole bequest was made prior to 1878, but the institution was first opened for instruction in the scholastic year 1877-'78.
{ 88,000	{ 70,000 } { 18,000 }						For the endowment of a school of high grade free to the town of Deerfield, and also for the support of a free reading room and library, on condition that the funds shall be forever free from taxation. These gifts were made prior to the year 1878, but the school was organized during this year.

TABLE XXII.—*Statistics of educational*

Organization to which intrusted.		Benefactor.	
Name.	Location.	Name.	Residence.
1	2	3	4
<b>INSTITUTIONS FOR SECONDARY INSTRUCTION — Continued.</b>			
Dean Academy .....	Franklin, Mass. . . . .	Dr. Oliver Dean (deceased) .....	.....
Waltham New Church School .	Waltham, Mass. . . . .	Rev. T. B. Hayward .....	Sterling, Mass. ....
Wesleyan Academy .....	Wilbraham, Mass. . . . .	Amos B. Merrill (deceased) .....	Boston, Mass. ....
Shattuck School .....	Faribault, Minn. . . . .	F. A. Thropold .....	Faribault, Minn. ....
Gustavus Adolphus College .....	St. Peter, Minn. . . . .	Churches of Swedish Evangelical Lutheran Conference of Minnesota.	.....
Wesleyan Methodist Seminary .	Waseja, Minn. . . . .	Rev. H. Gregory .....	Canandaigua, N. Y. . . . .
		Rev. A. T. Wolf .....	Dixonville, Pa. ....
		Mr. A. Burlingame .....	Mexico, N. Y. ....
		Mr. Charles Darling .....	Waseja, Minn. ....
		Various persons .....	.....
Bellevue Collegiate Institute . . .	Caledonia, Mo. . . . .	Citizens of Missouri .....	.....
Morrisville Collegiate Institute	Morrisville, Mo. . . . .	Anonymous .....	.....
Stewartsville Seminary .....	Stewartsville, Mo. . . . .	Desire Tubbs (deceased) .....	.....
Deering High School .....	Deering, N. H. . . . .	.....	.....
Brackett Academy .....	Greenland, N. H. . . . .	{ Mrs. A. E. Newhall .....	Greenland, N. H. . . . .
Kingston School .....	Kingston, N. H. . . . .	{ Various persons .....	Greenland, N. H. . . . .
Pembroke Academy .....	Pembroke, N. H. . . . .	{ Citizens of Kingston .....	Pembroke, N. H. . . . .
		{ Betsey Whitehouse .....	.....
South Jersey Institute .....	Bridgeton, N. J. . . . .	Various persons .....	.....
St. Stephen's School .....	Millburn, N. J. . . . .	{ E. S. Benwick .....	Millburn, N. J. . . . .
		{ J. D. Condit .....	Millburn, N. J. . . . .
Amsterdam Academy .....	Amsterdam, N. Y. . . . .	Subscriptions from citizens .....	Amsterdam, N. Y. . . . .
Cayuga Lake Academy .....	Aurora, N. Y. . . . .	E. B. Morgan .....	Aurora, N. Y. ....
Adelphi Academy .....	Brooklyn, N. Y. . . . .	Charles Pratt and others .....	.....
Canisteo Academy .....	Canisteo, N. Y. . . . .	Mr. M. Allison .....	Canisteo, N. Y. ....
Munro Collegiate Institute .....	Elbridge, N. Y. . . . .	Thomas W. Hill .....	Elbridge, N. Y. ....
St. Mary's School .....	Garden City, N. Y. . . . .	Mrs. A. T. Stewart .....	New York, N. Y. . . . .
Hudson Academy .....	Hudson, N. Y. . . . .	{ State of New York .....	.....
		{ Residents of Hudson .....	.....
Le Roy Academic Institute .....	Le Roy, N. Y. . . . .	.....	.....
Rochester Realschule .....	Rochester, N. Y. . . . .	Rochester Realschulverein.	Rochester, N. Y. ....
Oakwood Seminary .....	Union Springs, N. Y. . . . .	Anonymous .....	.....
New Garden Boarding School ..	New Garden, N. C. . . . .	.....	.....
The Grange High School .....	Woodland, N. C. . . . .	{ Paul Harrell .....	.....
		{ The Woodland Grange .....	.....
Albany Enterprise Academy ..	Albany, Ohio . . . . .	.....	.....
Friends' Boarding School .....	Barnesville, Ohio. . . . .	{ Nathan Hall (deceased) .....	Harrisville, Ohio . . . . .
		{ Joseph Scattergood (deceased) .....	Philadelphia, Pa. ....
		{ Two friends .....	Ohio .....
Poland Union Seminary .....	Poland, Ohio .....	.....	.....
Dagne's Collegiate Institute ..	Wadsworth, Ohio . . . . .	M. D. Dagne .....	Western Star, Ohio . . . . .
Western Reserve Seminary .....	West Farmington, Ohio. . . . .	R. Lee .....	Farmington, Ohio . . . . .

benefactions for 1878, &c.—Continued.

Benefactions.							Object of benefaction and remarks.
Total.	Endowment and general purposes.	Grounds, buildings, and apparatus.	Professorships.	Fellowships, scholarships, and prizes.	To aid indigent students.	Library and museum.	
5	6	7	8	9	10	11	12
\$38,000	\$38,000						For the benefit of the academy; \$10,000 is a bequest and \$28,000 residuary from the estate.
5,000					\$5,000		Income only applicable to the education of indigent children.
9,250						\$3,000	\$6,250 was a legacy, the purpose of which is not specified, and \$3,000 is the value of cases and 1,200 volumes for the library.
750				\$750			For a scholarship.
4,000	4,000						Maintenance of institution and payment of indebtedness.
700	300 100 100 25 175						For endowment and current expenses, on condition that principal of endowment be inviolate.
8,700		\$8,700					To pay debt for erection of buildings, on condition that the property be free from all incumbrance, which condition was met.
600							Purpose not specified.
75	75						For a permanent endowment fund.
1,000	1,000						The interest to be used annually or triennially for maintenance of school.
100		100					In books, fuel, chemical apparatus, geological and natural history cabinets.
150	150						For current expenses.
2,000	2,000						For general purposes; interest only to be used.
1,200	(1,200)						200 volumes for library.
300		800					Mr. Renwick's gift for salaries, the other for buildings and grounds.
500	500						Repairs and increase of library.
20,000		20,000					For salary of principal.
2,000							Subscribed toward payment of mortgage.
500	500						Purpose not specified.
1,250							To increase permanent fund.
500		250 250					Purpose not specified.
500							For physical and chemical apparatus.
500							800 volumes for library.
200							To pay interest, on condition that the non-sectarian character of the school be maintained.
500						300	For books and apparatus.
150							Purpose not specified.
150						150	Compass, magic lantern, and surveyor's instruments.
2,700					1,000 1,000		In money, books, and paper.
1,200	1,200				700		For the education of children of Friends in limited circumstances.
20,000		20,000					To support teachers.
100							Value of fine school property at Wadsworth, given for the establishment of the institute.
							Purpose not specified.

Name.	Location.	Name.	Residence.
1	2	3	4
<b>INSTITUTIONS FOR SECONDARY INSTRUCTION — Continued.</b>			
Beaver College and Musical Institute.	Beaver, Pa.....	Hon. Daniel Agnew Hon. Henry Hice John F. Drau Other persons	Beaver, Pa
Martin Academy .....	Kennett Square, Pa.	Samuel Martin	Kennett Square, Pa.
Western Pennsylvania Classical and Scientific Institute.	Mt. Pleasant, Pa ..		Mt. Pleasant, Pa Pittsburgh, Pa Lewisburg, Pa Philadelphia, Pa
Avery Normal Institute .....	Charleston, S. C. . .	American Missionary Association.	New York, N. Y.
Friendville Institute.....	Friendville, Tenn	Quaker ladies .....	Philadelphia, Pa ..
Ooltewah Academy .....	Ooltewah, Tenn .....		
Oblon College.....	Troy, Tenn .....	Mr. J. S. Moffatt .....	Troy, Tenn .....
Wiley University.....	Marshall, Tex.....	Freedmen's Aid Society of M. E. Church and various persons.	Cincinnati, Ohio ..
Coronal Institute .....	San Marcos, Tex ..	Citizens of San Marcos ..	
Derby Academy .....	Derby, Vt .....		
Lyndon Literary Institution ..	Lyndon Centre, Vt ..		
Beeman Academy.....	New Haven, Vt .....	E. R. Jewett .....	Buffalo, N. Y. ....
Vermont Academy .....	Saxton's River, Vt ..	Various persons .....	
Green Mountain Perkins Academy.	South Woodstock, Vt.	Subscriptions .....	
St. John's Academy.....	Alexandria, Va .....	Maj. George Duffey .....	Alexandria, Va .....
Gordonsville Female Institute.	Gordonsville, Va ..	S. C. Neale .....	Alexandria, Va .....
Albion Academy .....	Albion, Wis.....	Norval E. Foard .....	Baltimore, Md .....
Elroy Seminary .....	Elroy, Wis .....		
German and English Academy.	Milwaukee, Wis .....	Various persons .....	Milwaukee, Wis .....
St. Mary's Institute.....	Prairie du Chien, Wis.	Hon. J. Lawler .....	Prairie du Chien, Wis
St. Catharine's Female Academy.	Racine, Wis.....	Hon. P. Doyle .....	Prairie du Chien, Wis
School of the Good Shepherd ..	Ogden, Utah .....	Society of Foreign Missions.	Munich, Bavaria .....
St. Mark's Grammar School....	Salt Lake City, Utah.	Various persons .....	
Salt Lake Collegiate Institute..	Salt Lake City, Utah.	Subscriptions from churches, Sunday schools, and individuals.	
St. Paul's School .....	Walla Walla, Wash. Ter.	Board of Home Missions, Sunday schools, and missionary societies.	
<b>INSTITUTIONS FOR THE DEAF AND DUMB.</b>			
Kentucky Institution for the Deaf and Dumb.	Danville, Ky.....		
Minnesota Institution for the Education of the Deaf and Dumb and the Blind.	Faribault, Minn ..	Mrs. W. D. Washburn .....	Minneapolis, Minn ..
		Horace Thompson .....	St. Paul, Minn .....

benefactions for 1878, &c.—Continued.

Benefactions.							Object of benefaction and remarks.
Total.	Endowment and general purposes.	Grounds, buildings, and apparatus.	Professorships.	Fellowships, scholarships, and prizes.	To aid indigent students.	Library and museum.	
5	6	7	8	9	10	11	12
		\$500					To pay indebtedness incurred in extension of buildings.
\$1,200		100					
600		100					Purchase of apparatus.
		500					
		600					
3,000	\$3,000						For the cancelling of indebtedness, on condition that the whole debt be paid.
2,401	2,401						
2,000		2,000					For current expenses.
234							Cash, \$900, and remainder in real estate, to provide a home for students at cheap rates.
1,500		1,500					Purpose not specified.
5,525	(5,525)						Payment of indebtedness on building.
1,000		1,000					\$4,610 by aid society and the remainder from various sources, for building purposes, pay of teachers, and repairs.
100							For building purposes.
100							Purpose not specified.
400	400						Purpose not specified.
8,000							To increase permanent fund, on condition that interest only be used to defray expenses of institution.
450		450					Purpose not specified.
							For philosophical and chemical apparatus.
				\$10			Value of medal for the best drilled cadet.
				25			Value of prize offered for excellence in examination.
				3			Value of a share of stock in library, awarded for excellence in middle examination.
							The grounds were given on condition that a school for females be successfully sustained for five years.
3,300	3,300						To liquidate debt.
1,000	1,000						To liquidate debt.
6,150	6,150						\$1,500 raised by subscriptions and \$4,650 proceeds from a bazaar, the whole to be used for raising a mortgage.
10,000		5,000					For the erection of St. Mary's Hall.
280		5,000					
1,200				1,200			Purpose not specified.
6,230				6,230			To support scholars.
1,500				1,500			For annual scholarships (\$40 each).
170				170			In scholarships (\$30 each) to educate poor children.
500						\$500	For a scholarship.
		100					To be added to \$500 previously given for the establishment of a library.
140	40						For a stereopticon.
							For Christmas amusement and instruction.



Organization to which intrusted.		Benefactor.	
Name.	Location.	Name.	Residence.
1	2	3	4
<b>INSTITUTIONS FOR THE DEAF AND DUMB—Continued.</b>			
New York Institution for the Instruction of the Deaf and Dumb.	New York, N. Y. . .	{ E. Holbrook (deceased) . . . { Maria Hobby (deceased) . . .	.....
Ohio Institution for the Education of the Deaf and Dumb.	Columbus, Ohio. . .	Matthew Russell . . . . .	Jefferson County, Ohio.
Pennsylvania Institution for the Deaf and Dumb.	Philadelphia, Pa. . .	{ Elizabeth H. Farnum . . . { Susan F. Wheeler . . . { Mary F. Brown . . .	.....
Wisconsin Phonological Institute for Deaf-Mutes.	Milwaukee, Wis. . .	Members of the association.	.....

benefactions for 1878, &c.—Continued.

Benefactions.							Object of benefaction and remarks.
Total.	Endowment and general purposes.	Grounds, buildings, and apparatus.	Professorships.	Fellowships, scholarships, and prizes.	To aid indigent students.	Library and museum.	
5	6	7	8	9	10	11	12
} \$23,963							{ \$23,528 was a bequest of E. Holbrook and \$440 a bequest of Maria Hobby. Purpose not specified. For general purposes.
12,000	\$12,000						
} 19,000				\$10,000			{ For the founding of two scholarships, called Farnum scholarships in memory of John Farnum, deceased. Purpose not specified.
2,581							

TABLE XXIII.—*Publications, educational, historical, &c., for 1878; compiled, from publishers' announcements, by the United States Bureau of Education.*

Name of book and of author.	Name of publisher.	Place of publication.	Size of book.	Number of pages.	Price.
1	2	3	4	5	
ARCHAEOLOGY, FINE ARTS, AND MUSIC.					
Woodland Echoes: collection of vocal music for schools. By S. W. Straub.	Jensen, McClurg & Co.	Chicago, Ill.	8vo.	160	
New Method for Teaching Brass. By A. N. Johnson.	Oliver Ditson & Co.	Boston, Mass.	8vo.	128	
Guide to Painting on Porcelain and Earthenware. By Madame Brasier de la Vaugouy.	Farwell & Co.	do.	16mo.	51	
Painters, Sculptors, Architects, Engravers, and their Works. By Clara E. Clement. With illustrations and monograms. Fifth edition, revised and enlarged.	Houghton, Osgood & Co.	do.	Ct. 8vo.		
Process of Design. By Charles A. Barry.	Lee & Shepard.	do.	Sq. 18mo.	118	
Pencil Pictures. By Tracy Towne.	D. Lethrop & Co.	do.	4to.		
The Decorative Arts. By William Morris.	Roberts Brothers.	do.	16mo.	60	Pap.
Designs and Instructions for Decorative Pottery.	S. W. Tilton & Co.	do.	16mo.		Pap.
Finnian O'Connell Designs for Art Studies and Decorative Purposes. First Series.	do.	do.	Folio.		Pap.
A Collection of Scripts and Ornaments. By A. P. Boyce. 20 plates.	A. Williams & Co.	do.	Obl. 8vo.		Pap.
Industrial Printing Books. (8 Nos.) By Mark M. Maycock, h. F.:	Martin Taylor.	Buffalo, N. Y.	Obl. 8vo.		Pap.
No. 3.—Elements of Decorative Design.	do.	do.	Obl. 8vo.		Pap.
No. 4.—Ornamental Treatment of Plant Forms.	do.	do.	Obl. 8vo.		Pap.
No. 5.—Principles of Designing.	D. Appleton & Co.	New York, N. Y.	4to.		Pap.
American Waxers. 65 engravings.	do.	do.	16mo.	128	
Primer of Piano-forte Playing. (Science Primer, No. 10.) By Franklin Taylor.	do.	do.	12mo.	207	
The Y. Field, and Gallery. By Horace J. Rollin.	Caseell Potter & Galpin.	do.	do.		
The Magazine of Art. 200 illustrations.	Harper & Bros.	do.	8vo.	4,499	Pap.
The Creative Art. By Cecile J. Young. 464 illustrations.	do.	do.	32mo.	79	Pap.
Hand-Book of Pottery Printing. By John C. L. Sparkes.	Henry Holt & Co.	do.	16mo.	161	Pap.
The Studio Arts. By Eliz. W. Lethrop Johnson.	Mascull & Co.	do.	Imp. 8vo.	486	
Agency for Artists. By J. Marshall. With 200 illustrations, by J. S. Cuthbert.	do.	do.	4to.	128	
Dictionary of Music and Musicians. (A. D. 1450-1878.) In 12 Parts. Part 1. Edited by George Grove, D. C. L.	G. P. Putnam's Sons.	do.	16mo.		
Poetry. How it is Made, its Shape and Decoration. By George W. Nichols. With 42 illustrations.	do.	do.	12mo.		
Putnam's Art Hand-Book. Edited by Susan M. Carter:	do.	do.	16mo.	74	
I. Sketching from Nature. By Thomas W. Williams. 27 illustrations.	do.	do.	16mo.	40	
II. Landscape Painting. Oil and Water. By Wm. Williams. Illustrated.	do.	do.	16mo.	40	
III. Flower Painting. By Mrs. Wm. DeWald. 12 illustrations.	E. Schuberth & Co.	do.	16mo.	60	
The Voice as an Instrument. By A. A. Patton.	do.	do.	16mo.		

Art and Art Industries in Japan. By Sir Rutherford Alcock. Illustrated. Revised and annotated. By Hodder M. Westropp. Second edition, re-issued and illustrated.	Scribner & Welford	do	do	Cr. 8vo.	6 00
History of Sculpture. By Dr. Wilhelm Lübke. Translated by F. E. Bunnett. New edition. 377 illustrations. 2 vols.	do	do	do	12mo.	8 00
History of Music. By H. G. B. Hunt.	Charles Scribner's Sons	do	do	4to.	18 00
History of the Ceramic Art in Great Britain. By L. Jewitt. 2 vols. Illustrated.	Scribner, Welford & Armstrong	do	do	16mo	1 00
Practical Treatise on China Painting in America. By Camille Piton. With folio album of plates.	John Wiley & Sons	do	do	8vo	18 00
Essay on Decorative Art. By George B. Warren, jr.	Wm. H. Young	Troy, N. Y.	do	8vo	1 50
Aleceste. By Gluck. With English and German text. Translated and arranged under the direction of Theodore Thomas.	John Church & Co.	Cincinnati, Ohio	do	8vo	25 Paper, 1 00
BIBLIOGRAPHY AND LITERATURE.					
Oratory and Orators. By Prof. Wm. Matthews, LL. D.	S. C. Griggs & Co.	Chicago, Ill.	do	12mo.	2 00
The Waverley Dictionary. By May Rogers.	do	do	do	12mo.	2 00
Lyceida. By J. Milton. Edited with notes by H. R. Sprague	Ginn & Heath	Boston, Mass.	do	12mo.	20
Six Selections from The Sketch Book. Washington Irving. Edited by H. B. Spurgeon and M. E. Seates.	do	do	do	12mo.	45
The History of Indian Literature. By Albrecht Weber. Translated from the second German edition by John Mann, M. A. and Theodor Zacharias.	Houghton, Osgood & Co.	do	do	Cr. 8vo.	5 00
A Primer of American Literature. By Charles F. Richardson.	do	do	do	18mo.	50
Religion in China. By Joseph Edkins, D. D. (English and Foreign Philosophical Library. Vol. 10.)	do	do	do	Cr. 8vo.	2 50
Wordsworth. A biographic and aesthetic study. By George H. Colvert.	Lee & Shepard	do	do	16mo.	1 50
Clark's Shakespeare Concordance.	Little, Brown & Co.	do	do	7 50	50
Story of English Literature for Young Readers. By Lucy Cecil White. Illustrated. (Chaucer to Cooper.)	D. Lothrop & Co.	do	do	1 25	25
Outlines from the Study of English Classics. By A. H. Blaisdell.	New England Publishing Co.	do	do	200	1 00
English Literature. (506-1832.) By T. Arnold. Reprinted from the Encyclopædia Britannica.	D. Appleton & Co.	New York, N. Y.	do	185	Paper, 25
Literature, Primers:					
Greek Literature. By R. C. Jebb, M. A.	do	do	do	18mo.	45
Hebrew. By E. Horn, Wm. F. Clouston.	do	do	do	18mo.	45
Shakespeare. By Edward Dowden, LL. D.	do	do	do	18mo.	50
Macaulay's Miscellaneous Essays. New edition.	do	do	do	12mo.	4 00
Dictionary of English Literature. By W. Davenport Adams.	Cassell, Petter & Galpin	do	do	4 00	00
The Library of English Literature. Vol. III. English Plays. By Prof. Henry Morley.	do	do	do	5 00	00
New York. By Lewis Seagraves. With maps.	do	do	do	8vo	3 50
Petarch's Lyrics. New edition. 3 vols.	Thomas Y. Crowell	do	do	12mo.	4 50
The Works of William Shakespeare. A new edition.	do	do	do	16mo.	1 25
Passages and an Index to Shakespeare.	do	do	do	do	do
History of Art. By Dr. Wilhelm Lübke. Edited, with notes, by Clarence Cooper. 600 illustrations. Third edition. 2 vols.	Dodd, Mead & Co.	do	do	8vo.	14 00
Ancient Literature. By John D. Quackenbush, A. M., M. D.	do	do	do	12mo.	1 50
The English Literature Primers. By James de Mille, M. A.	Harper & Bros.	do	do	140	40
English Literature Primers. The Roman Period. The Classical Period.	do	do	do	82mo.	25
By Edgar Lawrence. 2 vols.	do	do	do	do	do
Primer of German Literature. By Helen S. Conant.	do	do	do	82mo.	25

TABLE XXIII.—*Publications, educational, historical, &c., for 1878, &c.—Continued.*

Name of book and of author.	Name of publisher.	Place of publication.	Size of book.	Number of pages.
1	2	3	4	5
BIBLIOGRAPHY AND LITERATURE—Continued.				
The Principles of Rhetoric. By Adam S. Hill.	Harper & Bros.	New York, N. Y.	12mo.	296
Shakespeare's History of King Henry the Fifth. Edited, with notes, by Wm. J. Rolfe, A. M. Illustrated.	do	do	Sq. 16mo	191
Stories from Homer. By Alfred J. Church, M. A. Illustrated.	do	do	16mo.	5-255
Stories from Virgil. By Rev. Alfred J. Church, M. A.	do	do	32mo.	400
Abriss der Geschichte der deutschen Literatur. By L. R. Klemm. (No. 8. Lesse- und Sprach-Bücher.)	Henry Holt & Co.	do	12mo.	28+407
A Century of American Literature. 1776-1876. By Henry A. Beers.	do	do	16mo.	20+299
Biographical Sketches. 1832-1876. By Harriet Martineau. New edition.	Macmillan & Co.	do	12mo.	{ 11+830
History of American Literature. By Moses Coit Tyler. 3 vols.	G. P. Putnam's Sons	do	Sq. 8vo.	263
History of Latin Literature. By Leonhard Schmitz, LL. D.	do	do	16mo.	192
Bibliotheca Americana. By Joseph Sabin. Parts 55 and 56. (Lacroix-Leland.)	J. Sabin & Sons	do	8vo.	192
Bibliotheca Americana. By Joseph Sabin. Parts 57 and 58. (Leland-Litcrary.)	do	do	8vo.	192
Bibliotheca Americana. By Joseph Sabin. Parts 59 and 60. (Literary-McClary.)	do	do	8vo.	181
History of English Literature. In 2 vols. Translated by H. Van Laun. New edition.	Scribner & Welford.	do	8vo.	12mo.
Works of John Morley. New library edition: Rousseau. Complete in 1 vol.	do	do	12mo.	12mo.
Voltaire. Complete in 1 vol.	do	do	12mo.	12mo.
Diderot and the Encyclopaedists. Complete in 1 vol.	do	do	12mo.	12mo.
Critical Miscellanies. First series. Complete in 1 vol.	do	do	12mo.	16+503
History of Roman Literature. By Charles T. Cruttwell.	Charles Scribner's Sons.	do	12mo.	10+1+805
Literary Essays. By Dr. W. G. T. Sheel.	do	do	8vo.	408
Short Studies on Great Subjects. By J. A. Froude. Third series.	do	do	12mo.	52+159
Socrates. A translation of the Apology, Crito, and parts of the Phaedo of Plato. Introduction by Prof. W. W. Goodwin.	do	do	12mo.	12+217
How to read and hints in choosing the best books. By Amelie V. Pettit.	S. R. Wells & Co.	do	12mo.	44
Bibliography of Ruskin. By R. Shephard.	John Wiley & Sons	do	8vo.	830
Bibliotheca Americana, 1878.	Robert Clarke & Co.	Cincinnati, Ohio	8vo.	338
General Catalogue of Choice Books for the Library.	do	do	12mo.	12mo.
Ancient Classics for English Readers. Edited by Rev. W. L. Collins: Thucydides. By Rev. W. L. Collins, M. A.	do	do	12mo.	12mo.
Lacretius. By W. H. Mallock.	J. B. Lippincott & Co.	Philadelphia, Pa.	12mo.	12mo.

Foreign Classics for English Readers. Edited by Mrs. Oliphant: Goethe. By A. Hayward.....	do	16mo.	do	1 00
Pascal. By Rev. Principal Tulloch.....	do	16mo.	208	1 00
Petrarch. By Henry Kevo, c. b.....	do	16mo.	148	1 00
A study of Milton's Paradise Lost. By John A. Himes.....	do	12mo.	.....	1 50
DICTIONARIES AND ENCYCLOPÆDIÆ.				
The American Annual Cyclopædia. Vol. XVII.....	D. Appleton & Co	8vo	New York, N. Y.	5 00
A General and Analytical Index to the American Cyclopædia. By Rev. T. J. Conant, p. d., and Blandina Conant.....	do	8vo	do	5 00
Encyclopædia Britannica. Ninth edition. Vols. I-VIII.....	Samuel L. Hall.	8vo	do	Reach, 5 00
Cyclopædia of Biography. By Parke Godwin. New edition.....	G. P. Putnam's Sons	8vo	do	5 00
An Etymological and Pronouncing Dictionary of the English Language. By Rev. James Stormonth.....	Scribner & Welford.	Cr. 8vo.	do	3 75
The Manual of Dates. By George H. Townsend. Fifth edition. Edited by Frederick Martin.....	do	8vo	do	9 00
The Year Book of Education for 1878. Edited by Henry Kiddle and Alex. J. Schem.....	E. Steiger.....	8vo	do	1 25
Chambers's Encyclopædia. Edinburgh edition. New and revised, 1878. 10 vols.....	R. Worthington.....	roy. 8vo	do	25 00
EDUCATION.				
Eclectic Short-Hand. By Prof. J. G. Cross.....	S. C. Griggs & Co.	12mo.	Chicago, Ill.	2 00
Choice Readings for Public and Private Entertainment. Prof. R. M. Cummock.....	Janssen, McClurg & Co.	12mo.	do	1 75
Topical Analysis of Descriptive Geography, United States History, Practical Arithmetic, and Physiology and Hygiene. By Geo. S. Wedgwood. Revised edition.....	Vaile & Winchell.....	12mo.	do	80
An Introductory Spelling Book. By J. H. Gilbert.....	R. S. Davis & Co.	Sq. 16mo	Boston, Mass.	20
Graded Test Spelling Book. With sentences for analysis and parsing.....	do	16mo.	do	20
Harvard Examination Papers. New edition. Containing papers for 1877.....	Ginn & Heath.....	12mo.	do	1 50
The Reading Club and Handy Speller. No. 5. Edited by Geo. M. Baker.....	Lee & Shepard.....	16mo.	do	15
How to Parse. With appendices on Analysis, Spelling, and Punctuation. By Edwin A. Abbott, M. A.....	Roberts Brothers.....	16mo.	do	1 00
On the Right Use of Books. By Prof. W. P. Atkinson.....	do	16mo.	do	50
Principles of Elocution. Fourth edition, revised and enlarged. By Alex. M. Bell.....	J. P. Burbank.....	12mo.	Salem, Mass.	1 50
Appleton's School Readers. By Wm. T. Harris, A. M., LL. D., Andrew J. Kieckoff, A. M., and Mark Bailey: Appleton's First Reader.....	D. Appleton & Co.	16mo.	New York, N. Y.	28
Appleton's Second Reader.....	do	12mo.	do	40
Appleton's Third Reader.....	do	12mo.	do	52
Appleton's Fourth Reader.....	do	12mo.	do	70
Appleton's Fifth Reader.....	do	12mo.	do	1 25
Lessons in Cookery. Edited by Eliza A. Youmans.....	do	1 50	do	1 50
Memory Gems for the Young. By Charles Northcutt, A. M.....	do	8vo	do	63
Principles and Practice of Teaching. By Jas. Johnsonot.....	do	8vo	do	386
Words, and How to put Them Together. By Harlan H. Ballard.....	do	24mo.	do	83
Hand-Book of Punctuation. By W. J. Cooker, A. M.....	A. S. Barnes & Co.	Sq. 16mo.	do	60
Topical Course of Study for Common Schools. Part I. By R. C. Stone.....	do	16mo.	do	118

TABLE XXIII.—Publications, educational, historical, &c., for 1878, &c.—Continued.

Name of book and of author.	Name of publisher.	Place of publication.	Size of book.	Number of pages.	P.
<b>1</b>					
<b>EDUCATION—Continued.</b>					
Complete Speller, Oral and Written. By J. Madison Watson.	A. S. Barnes & Co.	New York, N. Y.	16mo.	162	Pa.
Solutions for the Practice of Students in the Reporting Style of Barnes' Phonics Short-Hand. By Eliza B. Burns.	Burns & Co.	do	12mo.	84	Pa.
Calkton's Popular Speller. Edited by Mrs. Anna Randall Diehl.	G. W. Carleton & Co.	do	12mo.	8 + 436	Pa.
The Prince's Normal Speller. By A. G. Beecher.	Clark & Maynard	do	12mo.	134	Pa.
Ericks in Spelling and Writing Corrected. New edition.	Clinton T. DeWitt	do	16mo.	63	Pa.
Dick's Readings and Readings. No. 7.	Dick & Fitzgerald	do	16mo.	180	Pa.
The Hamilton Speaker. By Oliver E. Branch.	do	do	12mo.	287	Pa.
Method of Ecclial Penmanship. By H. W. Ellsworth.	H. W. Ellsworth	do	12mo.	110	Pa.
The School and the Family; the Ethics of School Relations. By John Kennedy.	Harper & Bros.	do	16mo.	305	Pa.
Diction Lessons in Drawing for Primary Grades. By Miss S. F. Bucklelow.	Ivison, Blakeman, Taylor & Co.	do	12mo.	83	Pa.
A Hand-Book of Phonetics. By Henry Sweet.	Macmillan & Co.	do	16mo.	96	Pa.
Readings and Recitations. No. 2. Edited by Miss L. Penney.	National Temperance Society	do	12mo.	96	Pa.
Cooking School Text-Book. By Miss Juliet Corson.	Orange Judd Co.	do	12mo.	96	Pa.
Graded Blank for Written Spelling. Elementary. By J. J. Dinwiddie.	Pottier, Alasworth & Co.	do	do	do	Pa.
Graded Grammar Blank. No. 2. By F. B. Greene. In 4 Nos. No. 1. Orthography and Etymology. No. 2. Syntax.	do	do	do	do	Pa.
American Colleges; the Students and work. By C. F. Thwing.	G. P. Putnam's Sons	do	16mo.	159	Pa.
Academy Notes, 1876. Edited by H. Blackburn. With 150 illustrations.	Scrivener & Walford	do	8vo.	do	Pa.
American Colleges and the American Public. By President Noah Porter.	Charles Scribner's Sons.	do	12mo.	do	Pa.
New edition.	do	do	do	do	Pa.
A New Kindergarten—What? By E. P. Peabody and Mary Mann. In 3 parts.	do	do	do	do	Pa.
The Kindergarten Guide. By Maria Kraus-Berle and John Kraus. Illustrated. No. 4. The Eighth, Ninth, and Tenth Grades.	do	do	do	do	Pa.
Lesebuch, oder: Erster Unterricht im Lesen. By Hermann Reuffelt. Neue verbesserte Ausgabe.	E. Steiger.	do	12mo.	110	Pa.
On The Study of Words. By E. C. Trench, B. D., with additions by Thos. D. Suplee.	do	do	12mo.	134	Pa.
The School-Room Chorus. 200 Songs for Public and Private Schools. E. V. De Graff, A. M.	W. J. Widdleton	do	12mo.	400	Pa.
Some Facts about Our Public School System. By C. W. Bardeen, revised and corrected.	do	do	do	do	Pa.
The School-Room Guide. By E. V. De Graff, A. M. Second edition, revised and corrected.	do	do	do	do	Pa.
National Education: Italy, France, Germany, England and Wales, popularly considered. By C. W. Bennett.	Davis, Bardeen & Co.	Syracuse, N. Y.	Sq. 16mo.	147	Pa.
Scientific Composition Book. No. 1.	do	do	16mo.	410	Pa.
Reading Selections. With an Introduction Illustrating the Principles of Rhetorical Reading. By Mrs. D. M. Warren.	T. W. Durston	do	12mo.	39	Pa.
do	do	do	8vo.	36	Pa.
do	Van Antwerp, Bragg & Co.	Cincinnati, Ohio.	Sq. 12 mo.	do	Pa.
do	W. S. Fortescue & Co.	Philadelphia, Pa.	12mo.	480	Pa.

One Hundred Choice Selections in Poetry and Prose. Edited by F. Garrett, No. 15.	P. Garrett & Co.	16mo.	75
Normal Readers, By Albert N. Raub:			
Normal First Reader	Parter & Coates	16mo.	80
Normal Second Reader	do	16mo.	88
Normal Third Reader	do	16mo.	144
Normal Fourth Reader	do	16mo.	102
Normal Fifth Reader	do	12mo.	70
Normal Sixth Reader	do	12mo.	98
Kantner's Illustrated Book of Objects, 2,098 Illustrations	W. C. Kantner	4to	174
The Elements of English Analysis. Illustrated by a New System of Diagrams. By Ste. H. Carpenter.	W. J. Park & Co	16mo.	89
A System of Punctuation for the Use of Schools. By C. W. Butterfield.	do	12mo.	84
ENCYCLOPÆDIA.			
(See Dictionaries.)			
FINE ARTS.			
(See Archaeology, Fine Arts, and Music.)			
GENERAL SCIENCE.			
Struense's Theory of Concentric Spheres	Bradley & Gilbert	8vo	60
Chemical Experimentation. A Hand-Book of Lecture Experiments in Inorganic Chemistry. By Samuel P. Sadler.	J. P. Morton & Co	8vo	225
How to Find the Stars. By James Freeman Clarke	Lockwood, Brooks & Co	Sq. 16mo	54
Elements of Geology. By Joseph Le Conte. 900 illustrations	D. Appleton & Co.	12mo.	588
Physiology. An Introduction to the Study of Nature. By T. H. Huxley, F. R. S. Illustrated.	do	12mo.	2 50
Popular Science Monthly. Bound volumes XII and XIII	do	do	Each 3 50
Supplement to Popular Science Monthly. Vols. II and III	do	do	{ vol. II 2 25
Sound. A Series of Experiments in the Phenomena of Sound. By Alfred Marshall Mayer. Vol. II of "Experimental Science Series." Illustrated.	do	12mo.	{ vol. III 1 00
Studies in Spectrum Analysis. By J. Norman Lockyer, F. R. S. Illustrated.	do	12mo.	2 50
A Treatise on Chemistry. By H. E. Roscoe, F. R. S. and C. Schorlemmer, F. R. S. Illustrated. Vol. I. The Non-Metallic Elements.	do	8vo	5 00
The Principles of Light and Color. By Edw. D. Babbitt. Illustrated.	Babbitt & Co.	8vo	4 00
A Manual Word of Science and Industry for 1877. Edited by Prof. Spencer F. Baird.	Harper & Bros	12mo.	2 00
Popular Astronomy. By Simon Newcomb, LL. D. Engravings and maps.	do	8vo	5 00
Astronomy. By R. S. Ball. Revised by Simon Newcomb, LL. D. Illustrated.	Henry Holt & Co	16mo.	4 00
The Microscope. By Andrew Ross. Illustrated.	do	16mo.	60
Science Lectures from South Kensington. By Capt. Almy; Prof. Stokes, J. T. Bottomley; and others. In 2 volumes, Vol. I.	Industrial Publishing Co.	12mo.	75
Star Gazing: Past and Present. An Introduction to Instrumental Astronomy. By J. N. Lockyer, F. R. S. Illustrated.	Macmillan & Co	12mo.	1 75
The Heavens. By Amédée Guillemin. Edited by J. Norman Lockyer, F. R. S. Revised by Richard A. Proctor, F. R. S. Illustrated.	do	Roy. 8vo	7 50
	Scribner & Welford.	8vo	4 50



TABLE XXIII.—Publications, educational, historical, &c., for 1878, &c.—Continued.

Name of book and of author.	Name of publisher.	Place of publication.	Size of book.	Number of pages.	Price.
<b>1</b>					
<b>GENERAL SCIENCES—Continued.</b>					
Van Nostrand's Science Series. Nos. 34, 35, 36, 37, 38, 39: Foundations. By Jules Gaussard. Translated from the French by L. F. V. Harcourt.	3	New York, N. Y.	16mo.	8	6
The Aneroid Barometer; its Construction and Use. By G. W. Plympton. Illustrated.	do	do	18mo.	188	
Matter and Motion. By J. Clerk Maxwell. Illustrated.	do	do	18mo.	316	
Geographical Surveying. By Frank Carpenter.	do	do	16mo.	176	
Maximum Stresses in Framed Bridges. By Wm. Cain, A. M., C. E.	do	do	24mo.	103	
A Hand-Book of the Electro-Magnetic Telegraph. By A. E. Loring. Illustrated.	do	do	24mo.	98	
Manual of Introductory Chemical Practice. By Geo. C. Caldwell and Abraham A. Broneman. Second edition, revised and corrected.	do	do	8vo.	188	
A Handbook of Volumetric Analysis. By E. Hart, s. n.	John Wiley & Sons	do	12mo.	276	
Industrial Chemistry. By R. H. Paul. Based on a translation of Payen's Précis de chimie industrielle. Illustrated.	do	do	8vo.	1,000	
The Founding of Metals. By Edw. Kirk. Third edition. Illustrated.	D. Williams	do	8vo.	6+372	
An Elementary Geology. By E. B. Andrews. 423 illustrations.	Van Antwerp, Bragg & Co.	Cincinnati, Ohio	12mo.	323	
The Elements of Chemistry. By Sidney A. Norton.	do	do	16mo.	390	
Notes for Students in Chemistry. Being a Syllabus of Chemistry. Sixth edition. By Albert J. Bernays.	Lindsay & Blackiston	Philadelphia, Pa.	12mo.	131	
Contemporary Science Series: Vol. 2. Biology. By Dr. Charles Letourneau. Illustrated.	J. B. Lippincott & Co.	do	Cr. 8vo.	.....	
Vol. 3. Anthropology. By Dr. Paul Topinard. Illustrated.	do	do	Cr. 8vo.	.....	
<b>GEOGRAPHY.</b>					
Parallels and Meridian System of Map Drawing. By W. V. Marshall.	A. S. Barnes & Co.	New York, N. Y.	4to.	83	
A Class Book of Geography. By C. R. Clarke.	Macmillan & Co.	do	16mo.	960	
Stanley's Compendium of Geography and Travel: Vol. I. Africa. Edited and extended by Keith Johnston. Maps and Illustrations.	Scribner & Welford.	do	Cr. 8vo.	.....	
Vol. II. Central America. Edited and extended by H. W. Bates. Maps and Illustrations.	do	do	Cr. 8vo.	.....	
An Illustrated Manual for the Use of Terrestrial and Celestial Globes. Revised edition. By Joseph Scheller.	E. Steiger	do	12mo.	44	



	Houghton, Osgood & Co	Doston, Mass	Cr. 8vo	507
How to Learn Russian. By Henry Riela.	do	do	Cr. 8vo	125
Key to the Exercises of the Manual for Students of Russian. By Henry Riela.	do	do	Cr. 8vo	125
The Language of the Greeks. With Appendix on the Rules of Accentuation. By T. A. Timonias.	Collegiate Institute	Springfield, Mass	12mo	220
English Grammar Exercises. By Rev. R. Morris and H. C. Bowen.	D. Appleton & Co.	New York, N. Y.	18mo	45
Horner's Preparatory Course in Latin. <i>Prepar. Authors.</i>	do	do	12mo	176
Horner's Sallust's Catiline. With Notes and a Special Vocabulary.	do	do	12mo	115
The Latin Spoken. By Frank Sewall. A. M.	do	do	12mo	100
The Unity of Language. By Geo. Watson. Edited by E. H. Watson.	Authors, Publishing Co.	do	12mo	848
A One-Term Course in Latin. By James P. Hoyt. A. M.	A. S. Barnes & Co.	do	12mo	19
Language and Language. By Rev. Fred. W. Farrar. With maps.	E. P. Dutton & Co.	do	12mo	411
Improved Method of Acquiring the French Pronunciation. By Francis M. de la Roche.	do	do	10mo	50
Middle English. By Francis Berger. Fourth edition.	Harper & Bros.	do	18mo	158
M. Tullii Cicero's Tusculanarum Disputationum ad Brutum Libri V. Re- cogniti, E. Scholdus Klotz.	do	do	18mo	189
Greek-English Lexicon. By H. G. Liddell and E. Scott. Sixth edition, re- vised and augmented.	do	do	4to	10 00
Sæc. e. Mithridaticæ edition.	do	do	do	do
Platonis Almagest VI. Ex recensionibus C. F. Hermannii	do	do	Sm. 4to	2 35
Student's French Grammar. By Charles Heron Wall. With an introduction by E. Littré.	do	do	18mo	65
Der Sprachlehre unter seinen Schülern. By Gottlieb Heness.	do	do	12mo	1 40
Grammar-List. By M. L. Nesbitt	Henry Holt & Co	do	12mo	1 25
Sauveter's Latin Text Books—The Natural Method.	do	do	Sq. 16mo	1 25
Introduction to the Teaching of Ancient Languages	do	do	12mo	25
The Yale Manual of the Latinist. Thirty chapters of Cæsar	do	do	12mo	Paper,
A Word for Word Rendering into English of "C. J. Cæsar's Commem- orandum de Bello Gallico," Book I.	do	do	12mo	Paper,
Talks with Cæsar De Bello Gallico. Second edition, revised	do	do	12mo	Paper,
Introductory French Lessons. By E. S. J. Olynes. Based on the works of Dr. Emil Otto.	do	do	12mo	1 50
Exercises for Translating English into German. By Dr. Emil Otto. Edited by Edward S. Joyces.	do	do	12mo	1 25
Zenango Lessons. By Simon Keel. Edited by S. M. Perkins	do	do	12mo	1 00
Xenophon's Anabasis. Book II. Edited with notes	Iverson, Blakeman, Taylor & Co.	do	16mo	83
Complete Latin Course. By J. Wright	do	do	16mo	75
Macmillan's Progressive German Course:	do	do	12mo	1 50
First Year—Easy Lessons on the Regular Accidence. By Eugène- Fasnacht.	do	do	18mo	50
Second Year—Systematic Accidence and Elementary Syntax. By Eugène Fasnacht.	do	do	18mo	75
A Manual of Comparative Philology as Applied to the Illustration of Greek and Latin Inflections. By T. L. Papillon, M. A. Second edition, revised and corrected.	do	do	12mo	2 00
Xenophon's Hæclemes. Books I and II. With notes, maps, &c., by Herbert Lindsay.	do	do	16mo	1 50
Latin Exercises adapted to Latin Grammar. By F. Schultz	Fr. Prustet	New York and Cin- cinnati.	8vo	288
Latin Grammar for the use of colleges. By F. Schultz.	do	do	12mo	310

TABLE XXIII.—*Publications, educational, historical, &c., for 1878, &c.—Continued.*

Name of book and of author.	Name of publisher.	Place of publication.	Size of book.	Number of pages.
1	2	3	4	5
LANGUAGE—Continued.				
Leitfaden und Uebungsbuch beim deutschen Sprachunterrichte in Elementarschulen. By H. Schucht.	Fr. Puustet	New York and Cincinnati.	12mo.	96
A Grammar of the Greek Language. By Rev. Dr. Yennel	D. and J. Sedler & Co.	New York, N. Y.	8vo	7-1-183
A Grammar of the Latin Language. By Rev. Dr. Yennel	do	do	12mo.	105
Ahn's Second French Reader. With foot notes and Vocabulary. By Dr. P. Henn.	do	do	12mo.	108
Key to Ahn's Second French Reader. By Dr. P. Henn	B. Westermann & Co.	do	12mo.	
Deutsch's Letters. Parts 1-3. By Solomon Deutsch.	do	do	12mo.	
First Lessons in French. By Emma E. Bullett. Illustrated.	Van Antwerp, Bragg & Co.	Cincinnati, Ohio	12mo.	
LAW.				
American Decisions. Vol. 4. Compiled by John Proffatt.	A. L. Bancroft & Co.	San Francisco, Cal.	8vo	776
Pleadings, Practice, and Forms in Actions under Code of Civil Procedure. By Morris M. Esteé. Second edition. In 3 vols. Vol. I.	do	do	8vo	630
The Influence of Religion in the Development of Jurisprudence. By W. H. Platt.	Sumner, Whitney & Co.	do	8vo	
American Criminal Reports. By John Hawley. Vol. I.	Callaghan & Co.	Chicago, Ill.	8vo	
A Manual of Criminal Law. By Emory Washburn. Edited, with notes, by M. D. Ewell.	do	do	12mo.	300
The Law of Damages. By Geo. W. Field. Third edition.	Mills & Co.	Des Moines, Iowa.	8vo	800
Elements of the Law of Torts for the Use of Students. By Melville M. Bigelow.	Little, Brown & Co.	Boston, Mass.	12mo.	
Treatise on Constitutional Limitations. By T. M. Cooley. Fourth edition.	do	do	8vo	
The Doctrines of the Law of Contracts in their Principal Outlines. By J. P. Bishop.	Soule, Thomas & Wentworth	St. Louis, Mo.	8vo	
Short Studies of Great Lawyers. By Irving Brown.	Albany Law Journal	Albany, N. Y.	12mo.	386
Notes of Constitutional Decisions. By O. F. Bump. New edition.	Baker, Voorhis & Co.	New York, N. Y.	8vo	
The Spirit of Laws. By Baron de Montesquieu. With d'Alembert's Analysis of the Work. Translated from the French by Thomas Nugent, LL. B. New edition, revised. 2 vols.	Scribner & Welford.	do	12mo.	
American Law. By Francis Hilliard. Vol. 2.	Ward & Poloubot.	do	8vo	447
A Digest of the Law of Trade-Marks. By Charles E. Coddington	do	do	8vo	
The Law and Practice in Bankruptcy. By Alexander Blinnemistiel	do	do	10mo.	
The Law in a Nutshell. By M. F. Dowley. Answers to 500 Legal Questions	do	do	8vo	738
Juristischer Rathgeber für den Geschäftsmann in Amerika. By A. Ritter.	S. Zieck	do	8vo	127
Common School Law. By C. W. Barteen. Fourth edition, entirely rewritten.	Davis, Barteen & Co.	Syracuse, N. Y.	24mo.	10 + 805
American Form Book. By J. R. Sawyer.	Robt. Clark & Co.	Cincinnati, Ohio	8vo	

The Lawyer's Docket. By Wm. Aydelotte.	Philadelphia, Pa.	8vo	250	3 75
The Law of Contracts. By John Wm. Smith. Sixth American from sixth London edition.	do	8vo		5 50
Analysis of American Law. By Hon. Thos. W. Powell. New edition.	do	8vo	724	8 00
A Commentary on the Law of Partnership. With an Appendix of Forms. By Samuel Taylor, LL. D.	Washington, D. C.	16mo.		1 50
LITERATURE.				
(See Bibliography and Literature.)				
LOGIC.				
(See Philosophy and Logic.)				
MATHEMATICS.				
Metric Primer. Text book for beginners. With folding chart and scholar's meter. Second edition.	Boston, Mass.	16mo.	48	40
Elements of Geometry. By G. A. Wentworth	do	12mo.	8+398	1 25
The Elements of Plane Trigonometry. By N. H. Wheeler. Revised edition.	do	12mo.	12+51	75
Book-Keeping, Single and Double Entry. By Prof. A. B. Meservey. New edition.	do	8vo	156	80
The Elements of Plane Trigonometry. By E. L. Richards.	New York, N. Y.	12mo.	112	75
The Accountant. By M. K. Powers, M. A.	do	8vo		1 25
Elementary Arithmetic, Oral and Written. By W. G. Peck.	do	16mo.	232	60
Key to Davies & Peck's Complete Arithmetic	do	do	340	1 13
Table-Book and Introductory Arithmetic. By L. Nash.	do	do	68	20
New Practical Algebra. By Jas. E. Thomson	do	16mo.	312	1 00
The New Bryant & Stratton Common School Book-Keeping. By S. S. Pack and H. B. Bryant. Revised edition.	do	12mo.	208	1 00
The New Bryant & Stratton Counting-Book-Keeping. By S. S. Pack and H. B. Bryant.	do	8vo	6+304	2 70
Baker's Improved Series. Andrew H. Baker. 3 vols.:				
Primary Lessons in Arithmetic	do	16mo.	63	25
Elementary Arithmetic	do	16mo.	120	50
Complete Arithmetic	do	16mo.	193	75
Short Course of Geometry and Trigonometry. By Andrew H. Baker.	do	8vo	180	1 50
An Essay on Methods of Arithmetic Instruction. By F. W. Bardwell.	do	Sq. 18mo	36	15
Elements of Book-Keeping. By J. H. Palmer.	do	12mo.	180	1 00
Treatise on Mathematical Drawing Instruments. By W. Ford Stanley. Fifth edition. Illustrated.	do	Cr. 8vo	308	2 00
American Journal of Mathematics Pure and Applied. Edited by L. I. Sylvester, W. E. Story, B. Peirce, S. Newcomb, and H. A. Rowland. Vol. I. Part I.	do	4to.	104	Pervol., 5 00
Elementary Course in Freehand Geometrical Drawing. With plates. New edition, revised and enlarged. By S. E. Warren, C. E.	do	12mo.		1 00
First Lessons in Arithmetic on the Inductive Plan. By Wm. J. Milne, A. M.	Cincinnati, Ohio	12mo.	144	40
Practical Arithmetic on the Inductive Plan. By Wm. J. Milne, A. M.	do	12mo.	381	90
Labor-Saving System of Accounts. By W. C. M. Baker.	Columbus, Ohio.	Sm. 4to.	7+190	8 00
The Model Practical Arithmetic. By Edg. A. Singer.	Philadelphia, Pa.	12mo.	1 10	1 10





Ferns in their Homes and Ours. By John Robinson. Illustrated.	S. E. Caserio	Salom, Meads	12mo.	16+178	1 50
The Structure and Habits of Spiders. By J. H. Emerson.	do	do	12mo.	.....	1 50
The Ancient Life History of the Earth. By Henry A. Nicholson, M. D. Illustrated.	D. Appleton & Co.	New York, N. Y.	Sm. 8vo.	408	2 00
Manual of the Anatomy of Invertebrated Animals. By Thos. H. Huxley	do	do	8vo.	587	2 75
Stock Breeding. By Manly Miles, M. D. Illustrated.	do	do	12mo.	7+424	1 50
Familiar Wild Flowers. First series. By F. E. Hulme. Colored plates	Cassell, Petter & Galpin.	do	12mo.	16+160	5 00
Zoology of the Vertebrate Animals. By Alex. Macalister. Illustrated	Henry Holt & Co.	do	16mo.	12+184	6 00
New Flora of North America. By Asa Gray. Part 1.	Iverson, Blakeman, Taylor & Co	do	8vo.	462	6 00
First Principles of Agriculture. By Henry Tanner.	Macmillan & Co	do	16mo.	85	45
Contributions to Natural History and Papers on other Subjects. By Jas. Simson.	James Miller	do	8vo.	210	1 25
The Bird World described with Pen and Pencil. By W. H. D. Adams and H. Giacomelli. Illustrated.	Nelson & Sons	do	8vo.	.....	5 00
Chart of the Age of Domestic Animals. By A. Liboutard	Orange Judd Co.	do	12mo.	.....	1 00
Practical Floriculture	do	do	150	.....	1 50
Mineralogy. (Advanced Science Series.) By J. H. Collins, F. o. s. Part 1.	G. P. Putnam's Sons	do	12mo.	206	1 50
The General Principles.	do	do	.....	.....	.....
The Natural History of Atheism. By Prof. J. S. Blackie. Third edition	Scribner, Armstrong & Co	do	12mo.	.....	1 50
Manual of Descriptive Mineralogy. By G. J. Brush.	John Wiley & Sons	do	8vo.	.....	3 50
Manuals of Mineralogy and Lithology. By James D. Dana. Third edition. Illustrated.	do	do	12mo.	8+474	2 00
Maatodon, Mammoth, and Man. By J. P. McLean.	Williamson & Cantwell	Cincinnati, Ohio	12mo.	.....	50
On the Plains and Among the Peaks. By Mary Darrit. Illustrated.	Claxton, Remsen & Haffelfinger	Philadelphia, Pa	16mo.	287	1 00
American Ornithology. By Alex. Wilson and C. L. Bonaparte. Illustrated. } 3 vols.	Porter & Coates	do	4to.	{ 1168; also 28 plates.	7 50
Bibliographical Index to North American Botany. By S. Watson: Part 1, } Polypetals.	Smithsonian Institution	Washington, D. C.	8vo.	476	2 25
PHILOSOPHY AND LOGIC.					
Psycho-Physiological Sciences and their Assallants. By A. R. Wallace, Prof. J. R. Buchanan, and others.	Colby & Rich	Boston, Mass	12mo.	210	Paper, 50
Ethics, or Moral Philosophy. By W. H. Hill	J. Murphy & Co	do	12mo.	842	1 50
Supplement to the First Edition of the Methods of Ethics. By Henry Sedgwick, M. A.	Macmillan & Co	New York, N. Y.	8vo.	.....	Paper, 75
Modern Materialism. By Rev. W. F. Wilkinson.	Thomas Nelson & Sons	do	8vo.	287	25
Comparative Psychology; or the Growth and Grades of Intelligence. By John Bascom.	G. P. Putnam's Sons	do	12mo.	.....	1 75
Ontology; or The Philosophy of Knowledge and Being. By Prof. Henry N. Day	do	do	12mo.	.....	1 75
The Ethics of Positivism. By Giacomo Bargaletti	Chas. P. Somerby	do	12mo.	337	2 00
PHYSICS.					
(See Mechanics and Physics.)					
POLITICAL AND SOCIAL SCIENCE.					
The Primer of Political Economy. By A. B. Mason and J. J. Lalor. New edition.	Janssen, McClurg & Co.	Chicago, Ill.	12mo.	67	60
The Political Economy of Great Britain, the United States, and France in the Use of Money. By Hon. J. B. Howe.	Houghton, Osgood & Co.	Boston, Mass	8vo.	9+562	3 50
Journal of Social Science. No. 9.	A. Williams & Co	do	8vo.	176	Paper, 1 00








Name of patentee.	Residence.	Number of patent.	Title of patent.
1	2	3	4
Hill, Samuel	San Francisco, Cal	201, 672	Pencil holder.
Scollay, W. A.	San Francisco, Cal	208, 639	Pencil clasp.
Perkins, Joseph	San Francisco, Cal	198, 812	Soluble ink pen.
Bailey, Charles A.	Cobalt, Conn	203, 948	Educational appliances.
Hull, W. A.	Meriden, Conn	201, 249	Inkstand.
Ratcliff, F.	Meriden, Conn	201, 831	Calcndar inkstand.
Mosman, David	New Britain, Conn.	203, 757	Inkstand.
Hammond, F. P.	Aurora, Ill	204, 720	Inking pad.
Hill, H. H.	Chicago, Ill	205, 960	Arithmetical block.
Jeffery, T. B.	Chicago, Ill	206, 950	Pen holder.
June, P. T.	Chicago, Ill	193, 922	School desk.
Kimball, Edward	Chicago, Ill	209, 951	School desk.
Northren, Martin	Chicago, Ill	209, 977	Adding machine.
Rickly, George C.	Ottawa, Ill.	209, 770	Pen and pencil clasp.
Stauffer, C. M.	Berne, Ind	203, 210	Device for teaching music.
Huston, J. N.	Connersville, Ind	209, 689	Blotter.
James, R. R.	Rising Sun, Ind	209, 690	Adding machine.
Pies, J. P.	Spades, Ind	204, 082	School desk.
Curtis, R. K.	Wabash, Ind.	202, 934	School desk.
Borland, William P.	Leavenworth, Kans.	205, 993	Adding machine.
Knight, J. Leo	Topeka, Kans	199, 721	Device for calculating percentage.
Wells, G. A.	Hopkinsville, Ky	199, 883	Writing ink.
Blake, Charles W.	Portland, Me	207, 101	Blackboard compasses.
Eastman, Henry W.	Baltimore, Md	204, 011	Blackboard.
Albee, Amos	Boston, Mass	208, 278	Ink well.
Mason, Frank E.	Cambridge, Mass.	201, 030	Chart for key board musical instruments.
Thompson, John W.	Greenfield, Mass.	200, 201	Blackboard attachment.
Scissors, William	Haverhill, Mass	204, 169	Combined pencil sharpener and eraser.
Luther, B. G.	Hebronville, Mass.	210, 044	Folding blackboard.
Prince, W. M.	Pittsfield, Mass	202, 465	Pen.
Elsay, George	Springfield, Mass	203, 252	School desk.
Elsay, George	Springfield, Mass	210, 192	Inkstand.
Burt, John	Detroit, Mich	209, 455	System of ventilation.
Clay, Mark W.	Oronoco, Minn	207, 255	Adding machine.
Bowman, T. S.	St. Louis, Mo.	206, 924	Numbering machine.
Lueken, D. H.	St. Louis, Mo	205, 193	Copy book.
Trickie, Abbie G.	Manchester, N. H.	209, 307	Alphabet block.
Cleveland, O.	Jersey City, N. J.	208, 154	Holder for lead pencils.
McGeo, F. W.	Rutherford, N. J.	207, 883	Drafting pencil.
Bell, George C.	Brooklyn, N. Y.	302, 692	Educational and advertising card.
Gundlach, Ernst	Brooklyn, N. Y.	198, 914	Object glass for microscopes.
Stewart, W. W.	Brooklyn, N. Y.	205, 200	Fountain pen holder.
Christey, Arthur	Buffalo, N. Y.	208, 464	Pencil clasp.
Beach, William W.	New York, N. Y.	200, 414	Blotter and moistener combined.
Boman, C. W.	New York, N. Y.	209, 449	Pencil holder.
Hoffman, Joseph	New York, N. Y.	204, 441	Pen holder.
Hoffman, Joseph	New York, N. Y.	210, 256	Ruling attachment for pen holders.
Moss, J. C.	New York, N. Y.	200, 828	Ruling pen.
Moss, J. C.	New York, N. Y.	200, 216	Parallel ruler.
Parsons, Charles C.	New York, N. Y.	201, 283	Composition for crayons.
Richmond, H. and W. S.	New York, N. Y.	203, 372	Cancelling and writing ink.
Soltmann, Gustav	New York, N. Y.	199, 588	Quadrant parallel section line ruler.
Speller, Walter P.	New York, N. Y.	204, 888	Inkstand.
Carlisle, J. H.	Whitaker's, N. C.	209, 158	Indexing apparatus.
Wilber, Francis A.	Central College, Ohio	206, 378	School desk.
Holland, John	Cincinnati, Ohio	202, 654	Pencil.
Holland, John	Cincinnati, Ohio	202, 655	Fountain pen point.
Kaplan, Abe O.	Cincinnati, Ohio	204, 492	Satchel desk.
Lanstrom, Reinhold	Cincinnati, Ohio	203, 549	Artificial slate pencil.
Davis, John R.	Inland, Ohio	209, 385	Device for teaching involution and evolution.
Newkirk, Edward F.	Newark, Ohio	208, 689	Detachable book cover.
Armstrong, Edward	Allegheny, Pa	200, 407	Device for indicating and automatically regulating the temperature of apartments.
Reisinger, James W. II.	Meadville, Pa	205, 137	Blank book.
Reisinger, James W. H.	Meadville, Pa	200, 702	Book and cover.
Edgar, John	New Bloomfield, Pa.	204, 207	School desk.
Hulings, Marcus	Oil City, Pa.	208, 822	Heating apparatus for buildings.
Swartz, J. W.	Philadelphia, Pa.	201, 067	Crayon.
Squires, Henry G.	Pittsburgh, Pa.	200, 681	Inkstand.
Rice, Moses M.	Slatinton, Pa	204, 505	Desk slate holder.
Hinkle, M. W.	Memphis, Tenn	200, 011	Adding machine.
Fields, C. C.	Abingdon, Va	198, 034	Adding register for pencils.
Bickers, G. R.	Farmville, Va	201, 985	Pen holder.
Johnson, J. F.	Yocum Station, Va.	203, 400	Pen holder.
Bill, E. L.	Wheeling, W. Va.	209, 644	Adding machine.

TABLE XXIV.—*Improvements in school furniture, apparatus, ventilation, &c.*—Continued.

Name of patentee.	Residence.	Number of patent.	Title of patent.
1	2	3	4
Howard, Cyrus B. ....	Wheeling, W. Va. ....	209, 169	Calendar inkstand.
Marshall, W. V. ....	Janesville, Wis. ....	196, 917	Rule for making straight and circular lines.
Merz, Henry. ....	Milwaukee, Wis. ....	204, 444	School desk.
Durant, Edw. G. ....	Racine, Wis. ....	207, 111	Blackboard.
Ewing, C. ....	Washington, D. C. ....	201, 401	Numbering machine.
Walter, R. L. ....	Washington, D. C. ....	200, 588	Drawing pen.
Loverin, Nelson. ....	Montreal, Quebec, Canada.	198, 749	Apparatus for teaching history, &c.
Anderson, L. C. ....	Ontario, Canada. ....	204, 876	Musical transposing board.
Sawyer, John. ....	London Bridge, England.	208, 037	Obtaining arithmetical results.
Klingspor, Friedrich, jr. .	Siegen, Westphalia, Germany.	204, 054	Inkstand.
Haviland, E. C. ....	Sydney, New South Wales.	205, 797	Pencil.
Roche, Robert F. ....	United States Army.	206, 136	Adding stick.



# INDEX.

[NOTE.—The reader is respectfully invited to consult the prefatory note on page 3, from which it will be seen that the arrangement of this book is such as to render expedient the omission of many entries in the index which would otherwise properly find place there.]

## A.

Absenteeism, means of correcting, 99; statistics respecting, in Cambridge (Mass.) schools, 108.  
 Abstracts of reports of school officers, note relating to, 3.  
 Academies. See Secondary instruction.  
 Adger College, 294.  
 Adrian College, 125.  
 Agriculture, colleges of. See Science, schools of.  
 Akron, Ohio, schools of, 192, 193.  
 Alabama, summary of the educational condition of, xxlii; abstract, 5-9.  
 Alabama Agricultural and Mechanical College, cx, 8.  
 Alaska, summary of educational condition of, xxvii; abstract, 266-267.  
 Albany, N. Y., schools of, 174, 175.  
 Albion College, 123, 125.  
 Alcorn University, 138.  
 Alexandria, Va., schools of, 246.  
 Algeria, educational condition of, clxxxv.  
 Allegheny, Pa., schools of, 206, 207.  
 Allentown, Pa., schools of, 206, 207.  
 Alsace-Lorraine, educational condition of, olxlii-clxiv.  
 Altoona, Pa., schools of, 206, 207.  
 American Association for the Advancement of Science, 300.  
 American Institute of Instruction, 297-298.  
 American Medical Association, 296.  
 American Public Health Association, 301.  
 American students in German universities, number of, clxi.  
 Anderson, Martin B., remark of, concerning normal schools, lxxlii.  
 Ann Arbor, Mich., schools of, 122, 123.  
 Appar, E. A., State superintendent of public instruction in New Jersey, 171.  
 Appleton, Wis., schools of, 259.  
 Apprentice schools abroad, cxlxi-cc.  
 Argentine Republic, educational condition of, clxxxv.  
 Arizona, summary of the educational condition of, xxvii; abstract, 268-269.  
 Arkansas, summary of the educational condition of, xxlii-xxiv; abstract, 10-13.  
 Arkansas Industrial University, 12, 13.  
 Armstrong, J. W., obituary notice of, 184.  
 Art, instruction in, in California, 21; in Indiana School of Art, 66; State director of, in Massachusetts, 105; normal instruction in, in Massachusetts, 110; education in, in New York, 182; in Rhode Island, 220.  
 Art industries, training in, 116.  
 Atchison, Kans., schools of, 74, 77.  
 Atlanta, Ga., schools of, 44.  
 Atlanta University, 45, 46.  
 Attendance, average daily, in the United States, xii-xlii; diagram comparing enrolment and school population with, xiv-xv; comparison of, for different years, xviii-xix; statistical table, 304-311.  
 Association of New England School Superintendents, 300.  
 Associations, educational. See the heading Educational Conventions, under the respective States.

Auburn, N. Y., schools of, 174, 175.  
 Augsburg Seminary, 133.  
 Augusta, Ga., schools of, 44.  
 Austria, statistics of education in, cxl-clii.

## B.

Baden, educational condition of, clxlii.  
 Baltimore, Md., schools of, 99.  
 Bangor, Me., schools of, 92, 93.  
 Bardoux, A., educational address of, at Paris Exposition, olvi-civili; letter of, accepting gift of American educational exhibit at the Paris Exposition, cxcii; remarks of, to French teachers at the Paris Exposition, cxclii.  
 Barrows, L. D., obituary notice of, 163.  
 Bates College, 94.  
 Battle Creek College, 124, 125.  
 Bavaria, educational condition of, olxii.  
 Beadle, W. H., territorial superintendent of public instruction in Dakota, 272.  
 Beecher, C. E., obituary notice of, 184.  
 Belgium, educational condition of, olxii-cliv.  
 Belleville, Ill., schools of, 51.  
 Bellevue Hospital training school for nurses, cxvii.  
 Benefactions, educational, summary of, cxxxvii-cxxxviii; statistical table, 678-701.  
 Bethany College, 253.  
 Bible in the public schools, in Florida, 39; in Georgia, 43; in Indiana, 60; in Kansas, 75; in Massachusetts, 105.  
 Binghamton, N. Y., schools of, 174, 175.  
 Blair, J. G., obituary notice of, 254-255.  
 Blind, institutions for the. See the heading Special Instruction, under the respective States.  
 Blind, summary of statistics of schools for the, cxviii-cxxix; statistical table, 608-609.  
 Blow, Miss Susan E., Kindergarten work of, 143.  
 Blue Mountain University, 202.  
 Boston, schools of, drawing in, cxvci-cxvii; sewing in, cxvii-cxviii; account of, 107-108.  
 Boston Cookery School, cxv.  
 Boston Industrial School, cxvii-cxlv.  
 Boston Society of Decorative Art, cxclv.  
 Boston University, 112.  
 Bowdoin College, 94.  
 Box, Le Roy F., State superintendent of education in Alabama, 9.  
 Boynton, John, gift of, mentioned, cx.  
 Brazil, educational condition of, clxxxv.  
 Bremen, educational condition of, olxiv.  
 Brenham, Tex., schools of, 235.  
 Bridgeport, Conn., schools of, 28.  
 British Columbia, educational condition of, clxxxv.  
 Brooklyn, N. Y., schools of, 174, 175.  
 Brown University, 219.  
 Buffalo, N. Y., schools of, 174, 175.  
 Buisson, F., efforts of, in behalf of American education at the Paris Exposition, cxci; remark of, concerning American education, cited, 28.  
 Bureau of Education, work and needs of United States, vii-xi; establishment of a, in France, olviii.  
 Burlington, Iowa, schools of, 69.  
 Burlington, Vt., schools of, 239, 240.  
 Burns, J. J., State commissioner of common schools in Ohio, 199.

Burt, David, State superintendent of public instruction in Minnesota, 134.  
 Business colleges, summary of statistics of, lxxv; statistical table, 367-377.

## C.

California, summary of the educational condition of, xxvii; abstract, 14-31.  
 Cambridge, Mass., schools of, 107, 103.  
 Camden, N. J., schools of, 167.  
 Campbell, Frederick M., State superintendent of public instruction in California, 21.  
 Canada, educational condition of, clxxv-clxxvi.  
 Cane Hill College, 13.  
 Canton, Ohio, schools of, 192, 193.  
 Carbondale, Pa., schools of, 204, 207.  
 Carleton College, 133.  
 Carpenter, S. H., obituary notice of, 264.  
 Carr, Ezra S., retiring State superintendent of public instruction in California, 21.  
 Chapin, Henry, obituary notice of, 119.  
 Charities, miscellaneous. See Miscellaneous charities.  
 Charleston, S. C., schools of, 234.  
 Chattanooga, Tenn., schools of, 228.  
 Chester, Pa., schools of, 206, 207.  
 Chicago, Ill., schools of, 51-52.  
 Chillicothe, Ohio, schools of, 192, 193.  
 Chnpco, J., superintendent of Seminole public schools, 283.  
 Church, A. E., obituary notice of, 184.  
 Cincinnati, Ohio, schools of, 192, 193.  
 Cities, summary of school statistics of, with remarks, 1-lxvi; statistical table, 312-351.  
 Cladn University, 224.  
 Clark, Josiah, obituary notice of, 118-119.  
 Classical and scientific instruction, comparative value of, xcix-ciii.  
 Cleveland, Emeline H., obituary notice of, 214.  
 Cleveland, Ohio, schools of, 192, 193.  
 Coeducation in Iowa State University, 71.  
 Coelin, C. W. von, State superintendent of instruction in Iowa, 73.  
 Cohoes, N. Y., schools of, 174, 175.  
 Colby University, 94.  
 Cole, J. O., obituary notice of, 183.  
 College of Charleston, S. C., 234.  
 College of New Jersey, 169-170.  
 Colleges. See Universities and colleges.  
 Colorado, summary of the educational condition of, xxvi; abstract, 22-25.  
 Colorado College, 25.  
 Colored, schools for the, in Kentucky, 82; in Louisiana, 87; in Maryland, 98; in Missouri, 141-142; in the District of Columbia, 274-275. See, also, Colored race.  
 Colored People, Delaware Association for the Education of, 35.  
 Colored race, school population and enrolment of, xxviii; institutions for the, with summary, xxix-xxxiii; educational needs of the, xxxiii-xxxiv.  
 Columbia College, 179.  
 Columbian University, 376.  
 Columbus, Ga., schools of, 44-45.  
 Columbus, Ohio, schools of, 192, 193.  
 Commercial and business colleges, summary of statistics of, lxxv; statistical table, 367-377.  
 Commissioner of Education, report of the:  
 Education during the year, vii.  
 Needs and work of the Office, vii-xi.  
 State and territorial systems of public instruction—school age, population, enrolment, attendance, &c., xii-xiii; diagram of school ages in the United States, and remarks thereon, xiii; teachers employed in the public schools and their salaries, xiv-xv; annual school income and expenditure in the States and Territories, xvi-xvii; per capita expenditure, xviii; general summary by years of school population, enrolment, attendance, expenditure, &c., xix-xx; educational condition of the United States: New England States, xx-xxi; Middle Atlantic States, xxi-xxii; Southern Atlantic States, xxii-xxiii; Gulf States, xxiii; Southern Central States, xxiii-xxiv; Northern Central States, xxiv-xxvi; States on the Pacific Slope, xxvi-xxvii; Territories, xxvii-xxviii.

Commissioner of Education, report of the—Cont'd.  
 Schools for the colored race—school population and enrolment of the white and colored races in the recent slave States, xxviii; institutions for the instruction of the colored race: normal schools, xxix; institutions for secondary instruction, xxix-xxx; universities and colleges, xxx; schools of theology, xxx-xxxi; schools of law, of medicine, and for the deaf and dumb and the blind, xxxi; summary of foregoing statistics by States, xxxii-xxxiii; number of schools of each class and enrolment, xxxiii; remarks, xxxiii-xxxiv.  
 Yellow fever and the schools, with note on the provision for destitute children, xxxiv-xxxv.  
 Education of whites in the South, xxxvi.  
 Peabody fund, xxxvi, xxxvii.  
 Supervising school officers, xxxvii.  
 Text books and courses of study, xxxvii-xli.  
 Schools in rural districts, xli-xliii.  
 Course of study for ungraded schools, xliii-xlv.  
 Educational beginnings, xlv-xlix.  
 School statistics of cities—summary of population, enrolment, attendance, income, expenditure, &c., 1-lxi; per capita expenses, lxii-lxiii; remarks, lxiii-lxvi.  
 Special schools, lxvi-lxxi.  
 Normal schools—comparative summary of schools, instructors, and pupils, lxvii; summary of statistics, lxviii-lxx; appropriations for normal schools, lxxi-lxxii; age and length of service of normal school graduates, lxxiii; need of normal schools, lxviii-lxxiv.  
 Commercial and business colleges—comparative summary of statistics, lxxv.  
 Kindergärten—comparative summary of statistics, lxxvi; remarks, lxxvi-lxxvii.  
 Secondary instruction—comparative summary of institutions, instructors, and students, lxxvii; statistical summary of institutions for secondary instruction, lxxvii-lxxix; statistical summary of pupils receiving secondary instruction, lxxx-lxxxii; statistics of free public high schools in Indiana, lxxxii-lxxxiii.  
 Preparatory schools—comparative summary of schools, instructors, and students, lxxxiv; summary of statistics of preparatory schools, lxxxiv-lxxxv.  
 Superior instruction of women—comparative summary of institutions, instructors, and students, lxxxv; statistical summary of institutions for the superior instruction of women, lxxxvi-lxxxvii; diagram showing the relative number of regular and preparatory students in colleges for women, lxxxvii-lxxxviii; degrees conferred by institutions for the superior instruction of women, lxxxviii.  
 Universities and colleges—comparative summary of institutions, instructors, and students, lxxxviii; statistical summary, lxxxix-xc1; summary of college entrance examinations, xcii-xciv; summary of students in preparatory courses, xciv; summary of students in all institutions for superior instruction, xcvi; discussion of the changes taking place in college courses, xcvi-cxix; letters of Professors Hackel and Zarnke respecting the comparative merits of scientific and classical training, xcix-clii.  
 Schools of science—comparative summary of institutions, instructors, and students, civ; statistical summary of schools of science, civ-cvii; remarks on the establishment, development, and condition of scientific and agricultural schools, cviii-cxli.  
 Schools of theology—summary of statistics, cxli-cxiii.  
 Schools of law—summary of statistics, cxiii-cxiv.  
 Schools of medicine—comparative summary of institutions, instructors, and students, cxv; statistical summary, cxv-cxvi.  
 Degrees—remarks respecting the sale of diplomas, cxvii; statistical summary of degrees conferred by American colleges and professional schools, cxvii-cxix.  
 Public libraries—statistical summary of additional public libraries, summary of American public libraries, cxvii.

Commissioner of Education, report of the—Cont'd.  
 Schools for the feeble-minded—statistical summary, cxxiii.  
 Schools for the deaf and dumb—statistical summary, cxxiv-cxxv; deaf-mute instruction, cxxvi-cxxvii.  
 Schools for the blind—statistical summary, cxxviii-cxxix.  
 Reform schools—statistical summary, cxxx-cxxxi.  
 Special schools—schoolship St. Mary, cxxxi; Jamestown, cxxxii-cxxxiii; United States training ships, cxxxiii.  
 Orphan asylums, soldiers' orphans' homes, infant asylums, industrial schools, and miscellaneous charities—statistical summary, cxxxiv-cxxxvi.  
 Educational benefactions—statistical summary, cxxxvii-cxxxviii.  
 Educational publications—statistical summary, cxxxviii.  
 Patents for improvements in school furniture—statistical summary, cxxxix.  
 Education in foreign countries—Austria, cxli-cxlii; Hungary, cxlii-cxliii; Belgium, cxliii-cxiv; Denmark, cxiv-cxv; Finland, cxv; France, cxv-cxvi; German Empire, cxvi-cxvii; Prussia, Bavaria, cxvii; Saxony, cxvii-cxviii; Württemberg, Baden, Hesse-Darmstadt, cxviii; Alsace-Lorraine, cxviii-cxix; Hamburg, Bremen, cxix; England and Wales, cxix-cxvi; Scotland, Ireland, cxvi; Greece, cxvii; Italy, cxvii-cxviii; Netherlands, cxvii-cxix; Portugal, cxix; Russia, cxix-cxxi; Spain, cxxi; Sweden, cxxi-cxxiii; Switzerland, cxviii; India, cxviii-cxix; Japan, cxix; Algeria, Argentine Republic, Brazil, Dominion of Canada, British Columbia, cxix; New Brunswick, Nova Scotia, Ontario, Prince Edward Island, Quebec, cxix; Jamaica, Venezuela, cxvii; New South Wales, cxvii-cxviii; Queensland, South Australia, Victoria, cxviii.  
 Dr. Murray and Japanese education, cxviii-cxix.  
 United States education at the Paris Exposition—account of preparations, cxix-cxxx; letters of Dr. Philbrick and others respecting the American exhibit, cxix-cxxxix; list of prizes awarded to United States exhibitors, cxxxix-cxci; disposition of the material at the close of the Exposition, cxci-cxxii.  
 Special instruction, cxviii-cxvi.  
 Schools of cookery, cxv-cxv.  
 Training schools for nurses, cxv-cxvi.  
 Industrial training, cxvi.  
 Drawing in the Boston public schools, cxvii-cxviii.  
 Instruction to girls in sewing, cxvii-cxviii.  
 Industrial instruction for the dependent classes, cxviii-cxix.  
 Foreign apprentice schools, cxix-co.  
 Recommendations, cci.  
 Conclusion, cci.  
 Compulsory education in California, 15; in Massachusetts, 105; in New Hampshire, 159; in New York, 173; in Ohio, 199; in Vermont, 239.  
 Conant, Edward, State superintendent of education in Vermont, 242.  
 Conant, Marshall, obituary notice of, 119.  
 Connecticut, summary of educational condition of, xxi; abstract, 26-33.  
 Conventions and associations, educational. See the heading Educational Conventions, under the respective States.  
 Cook, G. F. T., superintendent of schools for colored children, Washington, D. C., 278.  
 Cookery, schools of, brief sketch of rise and condition of, cxiv-cxv.  
 Corcoran, W. W., donation of, 247-248.  
 Cornell University, 179.  
 Corporal punishment, abolition of, in the District of Columbia, deprecated, 274.  
 Corson, Juliet, superintendent of New York Cookery School, cxv.  
 Cosmopolitan schools in San Francisco, 17.  
 Council Bluffs, Iowa, schools of, 69.  
 County manual for Clark County, Ind., 61.  
 County superintendents. See the heading State School System, under the respective States.  
 Covington, Ky., schools of, 82-83.

## D.

Dakota, summary of educational condition of, xxvii; abstract, 270-272.  
 Dallas, Tex., schools of, 235.  
 Danville, Ill., schools of, 51, 52.  
 Danville, Pa., schools of, 206, 207.  
 Danville, Va., schools of, 246.  
 Dartmouth College, 161.  
 Davenport, Iowa, schools of, 69, 70.  
 Dayton, Ohio, schools of, 192, 193.  
 Deaf and dumb, institutions for the. See the heading Special Instruction, under the respective States.  
 Deaf and dumb, summary of statistics of institutions for, cxxvi-cxxv; remarks respecting training of, cxxvi-cxxvii; statistical table, 602-607; benefactions to institutions for, 698-701.  
 Decatur, Ill., schools of, 51, 52.  
 Degrees, summary of American collegiate and professional, with remarks, cxvii-cxxi; statistical table, 584-592.  
 Delaware, summary of educational condition of, xxii; abstract, 34-37.  
 Delaware College, 36, 37.  
 Denmark, educational condition of, cxv-cxv.  
 Dentistry, schools of. See the heading Professional Instruction, under the respective States.  
 Dentistry, summary of statistics of schools of, cxvi; statistical table, 575.  
 Denton, James L., State superintendent of public instruction in Arkansas, 13.  
 Denver, Colo., schools of, 23.  
 Detroit, Mich., schools of, 122, 123.  
 Dickinson, John W., secretary of Massachusetts State board of education, 119.  
 Dimmock, W. K., obituary notice of, 118.  
 District of Columbia, summary of educational condition of, xxvii; abstract, 273-278.  
 District officers. See the heading State School System, under the respective States.  
 Districts, school, superabundance of, in Maine, 92; in Minnesota, 139.  
 Dodge, Rufus, donation of, 262.  
 Downs, C. A., State superintendent of public instruction in New Hampshire, 164.  
 Drawing, instruction in, in the Boston public schools, cxvii-cxviii; industrial, recommended for public schools, 72; compulsory instruction in, in Massachusetts, 105; law and its results requiring, in New York schools, 173-174.  
 Dubuque, Iowa, schools of, 69, 70.

## E.

Easton, Pa., schools of, 206, 207.  
 East Saginaw, Mich., schools of, 122, 123.  
 Eaton, John. See Commissioner of Education.  
 Education, Bureau of, work and needs of, vii-xi.  
 Elementary instruction. See the heading State School System, under the respective States.  
 Elizabeth, N. J., schools of, 167.  
 Elmira, N. Y., schools of, 174, 175.  
 England and Wales, educational condition of, cxv-cxvi.  
 Enrollment, school, in the United States, xii-xiii; diagram comparing school population and average attendance with, xiv-xv; comparison of, for different years, xviii-xix; statistical table, 304-311.  
 Erie, Pa., schools of, 206, 207.  
 Erskine College, 225.  
 Evansville, Ind., schools of, 61-62.  
 Evening schools, notes on, lxvi-lxvii.  
 Examiners, State boards of. See the heading State School System, under the respective States.

## F.

Fall River, Mass., schools of, 107, 108.  
 Fay, Edwin H., State superintendent of instruction in Louisiana, 90.  
 Feeble-minded, summary of statistics of schools for, cxliii; school for, in Connecticut, 32; Iowa Asylum for, 72; education of, in Kentucky, 85; institutions for the instruction of, in Massachusetts, 116; schools for, in New York, 181; in Ohio, 192; in Pennsylvania, 212; statistical table, 601.



Finland, educational condition of, clv.  
 Fisk University, 229, 230.  
 Fitchburg, Mass., schools of, 107, 108.  
 Five Nations, schools of, 281-282.  
 Florida, summary of educational condition of, xxiii; abstract, 38-41.  
 Florida Agricultural College, 40.  
 Fond du Lac, Wis., schools of, 259.  
 Fort Wayne, Ind., schools of, 61, 62.  
 France, educational condition of, clv-clx.  
 Fraser, John, obituary notice of, 80.  
 Furman University, 225.  
 Furniture, school, summary of patents for improvements in, cxxxix; statistical table, 720-721.

## G.

Gainesville College, 46.  
 Galeburg, Ill., schools of, 51, 52.  
 Georgetown, D. C., schools of, 274-275.  
 Georgetown University, 276.  
 Georgia, summary of educational condition of, xxiii; abstract, 42-48.  
 German-American Teachers' Association, 299.  
 Germany, educational condition of, clx-clxiv.  
 Gilbert, John I., extract from speech of, in defence of normal schools in New York, lxxiv.  
 Gildersleeve, B. L., remarks of, respecting college curriculum, xcvi.  
 Gilmore, Neil, State superintendent of public instruction in New York, 185.  
 Girard College for Orphans, 212.  
 Gloucester, Mass., schools of, 107, 108.  
 Gower, Cornelius A., State superintendent of public instruction in Michigan, suggestions of, 122; term of, 123.  
 Grand Rapids, Mich., schools of, 122, 123.  
 Greece, educational condition of, clxvii.  
 Green Bay, Wis., schools of, 259.  
 Groves, James H., State superintendent of free schools in Delaware, 37.

## H.

Haeckel, Ernst, letter from, comparing classical and scientific instruction, xcix-ci.  
 Haisley, W. P., State superintendent of public instruction in Florida, 41.  
 Hamburg, educational condition of, clxiv.  
 Hamilton, Ohio, schools of, 192, 193-194.  
 Hannibal, Mo., schools of, 142, 143.  
 Harrisburg, Pa., schools of, 206, 207.  
 Hartford, Conn., schools of, 28-29.  
 Hart, C. F., obituary notice of, 183-184.  
 Harvard College, early history of, xlv-xlvi; change in course of study of, xvii-xviii.  
 Harvard University, 111-112.  
 Hastings College of Law, 20.  
 Haven, Mrs. M. E., obituary notice of, 199.  
 Hebrew Union College, 196.  
 Henry, Joseph, obituary notice of, 377-378.  
 Hesse-Darmstadt, educational condition of, clxvii.  
 High schools. See the heading Secondary instruction, under the respective States.  
 High schools, in Indiana, statistics of, lxxxi-lxxxiii, 64; character of, in Maryland, 100; remarks respecting expediency of, in Massachusetts, 111; comments on, in Wisconsin, 261.  
 Hightower, J., superintendent of Chickasaw public schools, 283.  
 Hills, H. F., gift of, mentioned, cix.  
 Hinedale, President B. H., views of, respecting scholastic reform, xli-xlii.  
 Hoboken, N. J., schools of, 167.  
 Hodge, Charles, obituary notice of, 171.  
 Hollingsworth, O. N., secretary of State board of education, Texas, 237.  
 Holy Angels' College, 294.  
 Holyoke, Mass., schools of, 107, 108.  
 Home study, society for the promotion of, 115.  
 Houghton, J. S., territorial superintendent of public instruction of Washington Territory, 294.  
 Houston, Tex., schools of, 235.  
 Howard College, 8.  
 Howard University, 276.  
 Hudson, N. Y., schools of, 174, 175.  
 Hulings, Marcus, donation of, 210.  
 Hungary, educational condition of, clvii-clviii.  
 Huntington, Emily, founder of Kitchen Garden, cxov.

## I.

Idaho, summary of educational condition of, xxvii; abstract, 279-280.  
 Illinois, summary of educational condition of, xxv; abstract, 49-58.  
 Illinois Industrial University, cx, 54, 55.  
 Imbeciles, schools for. See Feeble-minded, schools for the.  
 India, educational condition of, clxxiii-clxxiv.  
 Indiana, summary of educational condition of, xxv; statistics of high schools in, lxxxii-lxxxiii; abstract, 59-67.  
 Indianapolis, Ind., common schools of, 61, 62; high school of, 64.  
 Indiana University, 64-65.  
 Indiana, extension of education among the, 282; education of, at the East and at their homes, 2-2, 283; school for, in Wyoming, 286.  
 Indian Territory, summary of educational condition of, xxvii; abstract, 281-283.  
 Industrial instruction for the dependent classes, cxviii-cxix.  
 Industrial School, Boston, cxviii-cxix.  
 Industrial schools, summary of statistics of, cxxxv; statistical table, 657-665, 675-677. See, also, Reform schools.  
 Industrial training, remarks on progress of, cxvii.  
 Infant asylums, summary of statistics of, cxxxv; statistical table, 654-656, 675-677.  
 Institutes. See the headings Training of Teachers and Educational Conventions, under the respective States.  
 Intercollegiate Literary Association, 298.  
 Iowa, summary of educational condition of, xxvi; abstract, 63-73.  
 Iowa State University, 70, 71.  
 Ireland, educational condition of, clxvi.  
 Italy, educational condition of, clxvii-clxviii.  
 Ithaca, N. Y., schools of, 174, 175-176.

## J.

Jackson, Sheldon, letter of, concerning schools in Alaska, 266-267.  
 Jacksonville, Fla., schools of, 39.  
 Jacksonville, Ill., schools of, 51, 52.  
 Jamaica, educational condition of, clxxvii.  
 Janesville, Wis., schools of, 259.  
 Japan, educational condition of, clxxiv.  
 Jefferson College, 138.  
 Jeffersonville, Ind., schools of, 61, 62.  
 Jersey City, N. J., schools of, 167-168.  
 Johns Hopkins University, 101.  
 Judson University, 13.

## K.

Kansas, summary of educational condition of, xxiv; abstract, 74-80.  
 Kansas City, Mo., schools of, 142, 143.  
 Kansas State Agricultural College, cx, 79.  
 Keely, George W., obituary notice of, 96.  
 Kentucky, summary of educational condition of, xxiv; abstract, 81-96.  
 Kentucky Agricultural and Mechanical College, cx.  
 Kentucky University, 84.  
 Keokuk, Iowa, schools of, 69, 70.  
 Kindergarten. See the heading State School System, under the respective States.  
 Kindergarten, summary of statistics of, lxxvii-lxxviii; statistical table, 378-400.  
 Kindergarten in Germany, clxii.  
 Kingston, N. Y., schools of, 174, 176.  
 Knight, E., obituary notice of, 163.  
 Knoxville, Tenn., schools of, 223.

## L.

La Crosse, Wis., schools of, 259.  
 Lancaster, Pa., schools of, 206, 207.  
 Land grants for educational purposes, xlviii-xlix.  
 Law, schools of. See the heading Professional instruction, under the respective States.  
 Law, summary of statistics of schools of, cxlii-cxiv; statistical table, 568-571; benefactions to schools of, 690-691.

Lawrence, Kans., schools of, 78, 77.  
 Lawrence, Mass., schools of, 107, 108.  
 Leavenworth, Kans., schools of, 78, 77.  
 Lemmon, Allen B., State superintendent of public instruction in Kansas, report of, 76; term of, 80.  
 Lewiston, Me., schools of, 82, 93.  
 Lexington, Ky., schools of, 82, 83.  
 Libraries, summary of statistics of, cxlii; school district, in California, 15; increase of school, in Colorado, 23; school, in Indiana, 61; in Michigan, 121; law concerning school, in New York, 173; free, in Rhode Island, 217; town and district, in Wisconsin, 258, 260; beginnings of public, in Wyoming, 293-296; statistical table of, 599-600.  
 Library, public school, in St. Louis, Mo., 143; school, in Columbus, Ohio, 193, 193; public, in Salt Lake City, 290.  
 Little Rock, Ark., schools of, 11.  
 Lockport, N. Y., schools of, 174, 176.  
 Logansport, Ind., schools of, 61, 62.  
 London, Eng., school board for, gift of books to, cxlii, *note*; schools of, cxlv-cxlv.  
 Long Island City, N. Y., schools of, 174, 176.  
 Louisiana, summary of educational condition of, cxlii; abstract, 87-90.  
 Louisiana State University and Agricultural and Mechanical College, 89.  
 Louisville, Ky., schools of, 82, 83.  
 Lowell, Mass., schools of, 107, 108.  
 Luce N. A., State superintendent of common schools in Maine, 96.  
 Lusher, Robert M., retiring State superintendent of public education in Louisiana, 90.  
 Lynchburg, Va., schools of, 246.  
 Lynn, Mass., schools of, 108.

## M.

Macalester College, 133.  
 McComb, W., superintendent of public instruction among the Creeks, 233.  
 McCormick, R. C., and United States education at the Paris Exposition, clxxix, clxxxv; letter of, respecting educational exhibit, clxxxvi.  
 McCunstin, E., superintendent of Choctaw public schools, 283.  
 Mack, W., obituary notice of, 231-232.  
 Macon, Ga., schools of, 44, 45.  
 Madison, Ind., schools of, 61, 62.  
 Madison, Wis., schools of, 239.  
 Maine, summary of educational condition of, xx; abstract, 91-96.  
 Maine State Agricultural College, 94.  
 Manchester, N. H., schools of, 159, 160.  
 Mansfield, Ohio schools of, 194, 194.  
 Marlborough, Mass., schools of, 103.  
 Marwedel, Miss Emma, letter from, concerning Kindergarten instruction in California, 16-17.  
 Maryland, summary of educational condition of, cxli; abstract, 97-103.  
 Maryland State Agricultural College, 101.  
 Massachusetts, summary of educational condition of, xxi; early educational history of, xlv-xlvi; recent modifications of school laws of, 106; abstract, 104-119.  
 Massachusetts Agricultural College, mentioned, cviii-clx, 113.  
 Massachusetts Institute of Technology, mentioned, cvii, cx, 113.  
 Medicine, schools of. See the heading Professional Instruction, under the respective States.  
 Medicine, summary of statistics of schools of, cxiv-cxvi; statistical table, 572-581; benefactions to schools of, 690-691.  
 Michigan, summary of the educational condition of, cxv; abstract, 120-128.  
 Michigan State Agricultural College, 123-126.  
 Middletown, Conn., schools of, 28, 29.  
 Milford, Mass., schools of, 108.  
 Miller, Samuel, donation of, 249.  
 Milwaukee, Wis., schools of, 259.  
 Mines, School of, in Colorado, 25.  
 Minneapolis, Minn., schools of, 131.  
 Minnesota, summary of the educational condition of, cxvii; abstract, 129-134.

Miscellaneous charities, summary of statistics of, cxxxv-cxxxvi; statistical table, 668-677.  
 Mississippi, summary of educational condition of, cxlii; abstract, 135-139.  
 Missouri, summary of educational condition of, cxli; abstract, 140-149.  
 Missouri School of Mines and Metallurgy, 146.  
 Missouri State Agricultural College, 146.  
 Mobile, Ala., schools of, 7.  
 Montana, summary of educational condition of, cxvii-cxviii; abstract, 284-286.  
 Montana Collegiate Institute, 285-286.  
 Mormon education, value of, 290, *note*.  
 Murray, David, efforts of, in furthering education in Japan, clxxviii-clxxix.  
 Museums, school, urged in New Jersey, 167.

## N.

Nashua, N. H., schools of, 159, 160.  
 Nashville, Tenn., schools of, 228.  
 Naessau, C. W., obituary notice of, 214.  
 National Bureau of Education, work and needs of, vii-xi.  
 National Deaf-Mute College, 276.  
 National Educational Association, 298-299.  
 Nebraska, summary of educational condition of, cxvi; abstract, 149-153.  
 Necrology. See individual entries in this index and Obituary Record, under the respective States.  
 Netherlands, educational condition of the, clxxviii-clxxix.  
 Nevada, summary of educational condition of, cxvii; abstract, 154-157.  
 Nevada State University, 156.  
 New Albany, Ind., schools of, 61, 62.  
 Newark, N. J., schools of, 167, 168.  
 Newark, Ohio, schools of, 192, 194.  
 New Brunswick, educational condition of, clxxvi.  
 New Brunswick, N. J., schools of, 167, 168.  
 Newburgh, N. Y., schools of, 174, 176.  
 Newell, M. A., State superintendent of public instruction in Maryland, 103.  
 New Hampshire, summary of educational condition of, xx; abstract, 152-164.  
 New Haven, Conn., schools of, 28, 29.  
 New Jersey, summary of educational condition of, xxi; abstract, 165-171.  
 New Mexico, abstract of educational condition of, 287-288; territorial librarian of, ex officio superintendent of instruction, 287.  
 New Orleans, La., schools of, 88.  
 Newport, Ky., schools of, 82, 83.  
 Newport, R. I., schools of, 217.  
 New South Wales, educational condition of, clxxvii-clxxviii.  
 Newton, Mass., schools of, 107, 108.  
 New York, summary of educational condition of, xxi; early educational history of, xlv-xlvii; abstract, 172-185.  
 New York City, schools of, 174, 176.  
 New York Cookery School, cxov.  
 Niodeemus, W. J. L., obituary notice of, 264-265.  
 Norfolk, Va., schools of, 246.  
 Normal schools, summary of, with remarks, lxvii-lxxiv; statistical table, 335-366. See also, the heading Training of Teachers, under the respective States.  
 Norristown, Pa., schools of, 206, 207-208.  
 Northampton, Mass., schools of, 109.  
 North Carolina, summary of educational condition of, cxli; abstract, 186-189.  
 North Carolina State University, 188, 189.  
 Northrop, Birdsey G., secretary of Connecticut State board of education, 33.  
 Norwich, Conn., schools of, 28, 29.  
 Nova Scotia, educational condition of, clxxvi.  
 Noyes, Edward F., letter of, on American educational exhibit at the Paris Exposition, clxxxvi.  
 Nurses, training schools for, cxov-cxovi; in Massachusetts, 115-116; in New York, 189; in Philadelphia, 213.

## O.

Oakland, Cal., schools of, 17.  
 Officers, school. See the headings State School System and Chief State School Officers, under the respective States.

Ogdensburg, N. Y., schools of, 174, 176.  
Ohio, summary of educational condition of, xxiv-xxv; abstract, 190-199.  
Ohio State University, 196.  
Olivet College, 124.  
Omaha, Nebr., schools of, 151.  
Ontario, educational condition of, clxxvi.  
Orange, N. J., schools of, 167, 168.  
Oratory, school of, Philadelphia, 212-213.  
Oregon, summary of educational condition of, xxvii; abstract, 800-803.  
Orphan asylums, summary of statistics of, cxxxiv; statistical table, 623-650, 675-677.  
Orr, Gustavus J., State school commissioner in Georgia, 42.  
Oshkosh, Wis., schools of, 259.  
Oswego, N. Y., schools of, 174, 176.

## P.

Packer, Ass., donations of, 210.  
Paducah, Ky., schools of, 82, 83.  
Paris Exposition, visit of French primary school teachers to, clvi-clviii; the United States at the, clxxix-cxxlii.  
Parloa, Maria, director of Boston Cookery School, cxcv.  
Paterson, N. J., schools of, 167, 168.  
Pawtucket, R. I., schools of, 217.  
Peabody, A. P., remarks of, respecting elective system, xxviii-xcix.  
Peabody fund, contributions to education in the South from, xxxvi-xxxvii; aid from, in Florida, 39; in Louisiana, 88; in South Carolina, 223-224; in Tennessee, 227-228; in Texas, 234-235; in Virginia, 246; in West Virginia, 252.  
Pease, Edmund R., obituary notice of, 162-163.  
Peck, Edwin J., donation of, 66.  
Pendleton, W. K., general superintendent of free schools in West Virginia, 255.  
Pennsylvania, summary of educational condition of, xxii; early educational history of, xviii; abstract, 204-214.  
Pennsylvania State College, 210.  
Peoria, Ill., schools of, 51-52.  
Perrault, Joseph, ex officio superintendent of public instruction in Idaho, 280.  
Petersburg, Va., schools of, 246.  
Pharmacy, summary of statistics of schools of, cxvi; San Francisco College of, 20; Chicago College of, 56; Louisville College of, 85; Maryland College of, 102; Massachusetts College of, 115; St. Louis College of, 147; Philadelphia College of, 212; statistical table, 575-576.  
Philadelphia, Pa., schools of, 206, 208; society in, for organizing charitable relief and suppressing mendicancy, cxxviii-cxxix.  
Phillbrick, John D., appointment of, as director of United States exhibit at the Paris Exposition, clxxix; letter of, respecting the installation, &c., clxxx-clxxxv; extract from educational catalogue of, clxxxv; letters concerning services of, clxxxvi; letter of, describing American exhibit and containing a list of awards, clxxxvi-cxci; letter of, offering American exhibit to France, cxci; United States representative at congress for blind and deaf-mutes, cxcii.  
Phillipsburg, N. J., schools of, 167, 168.  
Physicians, need of, on school boards, 298.  
Pickett, Joseph Desha, State superintendent of public instruction in Kentucky, 86.  
Pittsburgh, Pa., schools of, 206, 208.  
Pittsfield, Mass., schools of, 107, 108.  
Portland, Me., schools of, 92, 93.  
Portland, Oreg., schools of, 201.  
Portsmouth, N. H., schools of, 160.  
Portsmouth, Ohio, schools of, 192, 194.  
Portsmouth, Va., schools of, 246.  
Portugal, educational condition of, clxiv.  
Potter, M. G., obituary notice of, 183.  
Pottsville, Pa., schools of, 206, 208.  
Poughkeepsie, N. Y., schools of, 174, 176.  
Powell, L. J., State superintendent of public instruction in Oregon, 203.  
Pratt, R. H., connection of, with Indian education, 252-253.  
Preparatory schools. See the heading Secondary Instruction, under the respective States.

Preparatory schools, summary of statistics of, lxxxiv-lxxxv; statistical table, 429-436; benefactions to, 692-693.  
Prince Edward Island, educational condition of, clxxvi.  
Princeton College, 169-170.  
Professional instruction. See the heading Scientific and Professional Instruction, under the respective States.  
Providence, schools of, sewing in, cxviii; report of, 217-218.  
Prussia, educational condition of, clxii.  
Publications, educational, summary of, cxxxvii; statistical table, 702-719.  
Purdue University, farm of, mentioned, cix; report of, 65, 66.

## Q.

Quebec, educational condition of province of, clvi.  
Queensland, educational condition of, clxxviii.  
Quincy, Ill., schools of, 51, 52.  
Quincy, Mass., schools of, lxxv, 103.

## R.

Racine, Wis., schools of, 259.  
Rahway, N. J., schools of, 167, 168.  
Raymond, J. H., obituary notice of, 184-185.  
Reading, Pa., schools of, 206, 208.  
Reed, Charles, letter of, accepting gift of books on account of London school board, cxcii, note.  
Reform schools, summary of statistics of, cxxx-cxxxi; in Great Britain, clxvi-clxvii; in California, 21; in Connecticut, 32; in Illinois, 57; in Kentucky, 85; in Maine, 95; in Maryland, 103; in Massachusetts, 117; in Michigan, 127; in New Hampshire, 162; in New Jersey, 170; in Ohio, 192; in Pennsylvania, 213; in Rhode Island, 239; in Vermont, 242; in Wisconsin, 263; in District of Columbia, 277; statistical table of, 610-622.  
Regents of the University of the State of New York, officers of board of, 185.  
Rhode Island, summary of educational condition of, xxi; abstract, 215-221.  
Richmond, Ind., schools of, 61, 62-63.  
Richmond, Va., schools of, 246-247.  
Robert, C. R., obituary notice of, 185.  
Rochester, N. Y., schools of, 174, 176.  
Rock Island, Ill., schools of, 54, 52.  
Ruffner, W. H., State superintendent of public instruction in Virginia, 249.  
Rural schools, remarks respecting the state of, xli-xliii.  
Rusia, educational condition of, clxxx-clxli.  
Rutgers College, 166, 170.  
Rutgers Scientific School, mentioned, cix.  
Rutland, Vt., schools of, 239, 240.

## S.

Sacramento, Cal., schools of, 17.  
St. John's College, 13.  
St. John's College, 133.  
St. Joseph, Mo., schools of, 142, 143, 145.  
St. Louis, Mo., schools of, 142, 143.  
St. Paul, Minn., schools of, 131.  
Salem, Mass., schools of, 107, 108-109.  
Salem, Oreg., schools of, 201, 202.  
Sallsbury, Stephen, gift of, mentioned, cx.  
Sandusky, Ohio, schools of, 192, 194.  
San Francisco Cal., schools of, 17-18.  
San Francisco School of Design, 21.  
Sanitary legislation, resolutions relative to, 361.  
San José, Cal., schools of, 17, 18.  
Savannah, Ga., schools of, 44, 45.  
Savings banks, school. See School savings banks.  
Saxony, educational condition of, clxii-clxiii.  
Scarborough, John C., State superintendent of North Carolina, 189.  
Schenectady, N. Y., schools of, 174, 176-177.  
Scholars' work at the Paris Exposition, clxxxiii.  
School age in the States and Territories, xii-xiii.  
School districts. See Districts.  
School furniture. See Furniture.  
School officers. See the headings State School System and Chief State School Officers, under the respective States.

School population in the United States, xii-xiii; diagram comparing average attendance and enrollment with, xiv-xv; comparison of, for different years, xviii-xix; statistical table, 304-311.

School savings banks in Germany, clxi-clxii.

Schoolships and United States training ships, cxxxii-cxxxiii.

Science, schools of. See the heading Scientific and Professional Instruction, under the respective States.

Science, schools of, summary of statistics of, civ-cvii; remarks respecting course in various, cviii-cxii; statistical table, 548-557; benefactions to, 686-687.

Scientific and classical instruction, comparative value of, xcix-ciii.

Scotland, educational condition of, clxvi.

Scranton, Pa., schools of, 206, 208.

Seamanship, training in, at San Francisco, discontinued, 21.

Secondary instruction. See the heading Secondary Instruction, under the respective States.

Secondary instruction, summary of statistics of, lxvii-lxxxi; statistical table, 401-488; benefactions to institutions for, 692-699.

Selma, Ala., schools of, 7.

Sessions, D. R., State superintendent of public instruction in Nevada, 157.

Sewing, instruction of girls in, cxvii-cxviii.

Shannon, Richard D., State superintendent of public schools in Missouri, 148.

Shattuck, Joseph C., State superintendent of public instruction in Colorado, 25.

Shaw University, 138.

Sheffield Scientific School, 31.

Shenandoah, Pa., schools of, 206, 208.

Shepherd College, 253.

Sherman, M. H., territorial superintendent of public instruction in Arizona, 269.

Slade, James P., State superintendent of public instruction in Illinois, 58.

Slaughter, Joseph, superintendent of instruction in Wyoming, 296.

Smart, James H., State superintendent of public instruction in Indiana, table of free public high schools in Indiana prepared by, lxxxi-lxxxiii; valuable report of, 60-61; term of, 67.

Smith, Henry, obituary notice of, 199.

Smith, J. A., State superintendent of public instruction in Mississippi, 139.

Smith, O. L., obituary notice of, 48.

Smith, W., obituary notice of, 214.

Smith, Walter, Massachusetts, State director of drawing, statement of, cxvii, cxviii.

Smith, W. E., territorial superintendent of public instruction in Montana, 266.

Smith College, 112.

Soldiers' orphans' homes, summary of statistics of, cxxxiv; statistical table, 651-653, 675-677.

Somerville, Mass., schools of, 107, 109.

South, improvements in education at the, xxxvi.

South Australia, educational condition of, clxxviii.

South Carolina, summary of educational condition of, xxii-xxiii; abstract, 222-225.

Southern Educational Association, 299-300.

Southern University, 8.

Spain, educational condition of, clxxi.

Special instruction, growth of schools for, lxvi-lxvii; remarks on, cxcii-cxvii.

Spelling reform, commission to inquire into desirability of, recommended, 78.

Springfield, Ill., schools of, 51, 52.

Springfield, Mass., schools of, 107, 109.

Springfield, Ohio, schools of, 192, 194.

Spring Hill College, 8.

Stamford, Conn., schools of, 22, 29.

State boards of education. See the headings State School System and Chief State School Officer, under the respective States.

State boards of examiners. See the heading State School System, under the respective States.

State reports. See the heading State School System, under the respective States.

State superintendents. See the headings State School System and Chief State School Officer, under the respective States.

Statistics, significance of, x; summary of United States educational, xii-xx; table of, 304-311.

Stetson, C. B., obituary notice of, 118.

Steubenville, Ohio, schools of, 192, 194.

Stevens, D. W., letter of, on Dr. Murray's services to Japanese education, clxxviii-clxxix.

Stockwell, T. B., State commissioner of public schools in Rhode Island, 221.

Stokes, Mrs. C. P., donation of, 210.

Stone, Edward Collins, obituary notice of, 33.

Sunday school instruction in Oregon, 203.

Sunday schools, education in, 302.

Superintendents, county, deterioration in qualifications of, in Minnesota, 130-131; lack of, in Missouri, 141; in Pennsylvania chosen by school directors, 205.

Superior instruction. See the heading Superior Instruction, under the respective States.

Superior instruction of women. See Women, superior instruction of. Also, the heading Superior Instruction, under the respective States.

Supervision of schools, xxxvii.

Sweden, educational condition of, clxxi-clxxiii.

Switzerland, educational condition of, clxxiii.

Syracuse, N. Y., schools of, 174, 177.

## T.

Taunton, Mass., schools of, 107, 109.

Taylor, John, territorial superintendent of public schools in Utah, 291.

Teachers. See the heading Training of Teachers, under the respective States.

Teachers, number and compensation of, xiv-xv; number of, in different years, xviii-xix; remarks respecting salaries of, lxiv; need of thoroughly trained, in California, 16; pay of primary, in Colorado, 23; improvement in, in Delaware, 35; improvement needed in quality of, in Maine, 42; no discrimination against female, in Nevada, 155; pay of, insufficient in Vermont, 239.

Teachers' institutes. See the heading Training of Teachers, under the respective States.

Technical schools in Sweden, clxxii-clxxiii.

Tennessee, summary of educational condition of, xxiv; abstract, 226-232.

Terre Haute, Ind., schools of, 61, 63.

Texas, summary of educational condition of, xxiii; abstract, 223-227.

Texas State Agricultural and Mechanical College, 226.

Text books, laws in the different States respecting, xxxvii-xli; choice of, left to local authorities, in California, 16; free, in Wisconsin, 258.

Thacher, George, obituary notice of, 73.

Theology, schools of. See the heading Scientific and Professional Instruction, under the respective States.

Theology, summary of statistics of, cxii-cxiii; statistical table, 558-567; benefactions to schools of, 686-689.

Thompson, C. O., statement of, respecting Worcester Free Institute, cxi-cxii.

Thompson, H. S., State superintendent of education in South Carolina, 225.

Thompson, J. F., president of Cherokee board of education, 283.

Thompson, S. P., article on apprenticeship schools, cxcix-cx.

Thompson, S. R., State superintendent of public instruction in Nebraska, 153.

Titusville, Pa., schools of, 206, 208.

Toledo, Ohio, schools of, 192, 194.

Topeka, Kans., schools of, 75, 77.

Trinity College, 30.

Trousdale, Leon., State superintendent of public schools in Tennessee, 222.

Troy, N. Y., schools of, 174, 177.

## U.

Ungraded schools, proposed course of study for, xliii-xiv.

Union College, 179.

United States, the, summary of the educational condition of, xii-xxviii; at the Paris Exposition, clxxix-cxxlii.

United States Military Academy, 179, 562.

United States Naval Academy, 101-102, 563.

Universities and colleges, summary of statistics of, lxxxviii-xci; entrance examinations to, xcll-xciv; comparison of number of classical and scientific students preparing for course in, xov; comparison of number of students in, with that in other institutions for superior instruction, xcvi; remarks respecting changes in course of study in, xcvi-clv; statistical table, 515-547; benefactions to, 678-687.

University of Alabama, 8.  
University of Arizona, plan of, 269.  
University of California, 19, 30.  
University of Colorado, 24.  
University of Copenhagen, oliv-clv.  
University of Deseret, 291.  
University of Georgia, 46, 47.  
University of Kansas, 78.  
University of Michigan, 123, 125.  
University of Minnesota, 132-133.  
University of Mississippi, 138.  
University of Missouri, 145.  
University of Nebraska, 152.  
University of Oregon, 202.  
University of Pennsylvania, 310.  
University of South Carolina, 224.  
University of the City of New York, 176, 179.  
University of Tennessee and State Agricultural College, 230.  
University of Vermont and State Agricultural College, 241-242.  
University of Virginia, 247-248.  
University of Washington Territory, 294.  
University of Wisconsin, 261.  
Utah, summary of educational condition of, xxviii; abstract, 289-291.  
Utica, N. Y., schools of, 174, 177.

## V.

Vanderveer, John, obituary notice of, 213-214.  
Venezuela, educational condition of, olxxvii.  
Vermont, summary of educational condition of, xx-xxi; abstract, 228-242.  
Vicksburg, Miss., schools of, 136, 137.  
Victoria, educational condition of, olxxviii.  
Virginia, summary of educational condition of, xxii; early educational history of, xlvi-xlviii; abstract, 243-249.

## W.

Wabash College, 66.  
Wade, A. L., "graduating system for country schools" of, xlii-xliii, 252.  
Waltham, Mass., schools of, 109.  
Warren, Joseph, obituary notice of, 163-164.  
Warwick, R. I., schools of, 217, 218.  
Washington City, D. C., schools of, 274-275.  
Washington Labor Exchange, oxolx.  
Washington Territory, summary of educational condition of, xxviii; abstract, 292-294.  
Washington University, 145.  
Watertown, N. Y., school of, 174, 177.  
Watertown, Wis., schools of, 259-260.  
Wellesley College, 112.

Wesleyan Female College, 36-37.  
Wesleyan University, 30, 31.  
West Des Moines, Iowa, schools of, 69, 70.  
Westervelt, Principal, remarks of, in regard to deaf-mute instruction, cxvii-cxxvii.  
West Virginia, summary of educational condition of, xxiv; abstract, 250-255.  
West Virginia College, 253.  
West Virginia University, 253, 254.  
Wheeling, West Va., schools of, 252.  
Whitford, W. C., State superintendent of public instruction in Wisconsin, 265.  
Wickersham, J. P., State superintendent of public instruction in Pennsylvania, letter of respecting American education at the Paris Exposition, olxxxvi; term of office of, 214.  
Wilbur, J. H., work of, among the Indians, 282.  
Wilkes-Barre, Pa., schools of, 206, 208.  
Williamsport, Pa., schools of, 206, 208.  
Wilmington, Del., schools of, 35-38.  
Wilson, J. O., superintendent of schools for whites, Washington, D. C., 272.  
Winkle, Henry, donation of, 161.  
Winona, Minn., schools of, 131.  
Wisconsin, summary of educational condition of, xxv, xxvi; abstract, 256-265.  
Witchcraft in Alaska, 266.  
Woburn, Mass., schools of, 109.  
Women, summary of institutions for the superior instruction of, lxxxv-lxxxviii; eligibility of, to school offices, in California, 15; in Kansas, 75; in Minnesota, 130; in New Hampshire, 152; in Washington Territory, 292; statistical table, 499-514; benefactions to colleges for, 690-693. See also, the heading Superior Instruction, under the respective States.  
Women teachers, preponderance of, in Wisconsin, 258.  
Women's Educational and Industrial Union of Boston, olxxviii.  
Woonsocket, R. I., schools of, 217, 218.  
Worcester, Mass., schools of, 107, 109.  
Worcester County Free Institute of Industrial Science, ex-xxii, 113, 114.  
Württemberg, educational condition of, olxlii.  
Wyoming, summary of educational condition of, xxviii; abstract, 295-296.


## Y.

Yale College, changes in curriculum of, xvii; report of, 30, 31.  
Yankton, Dakota Ter., schools of, 271.  
Yellow fever and the schools, xxxiv-xxxv; in Louisiana, 88.  
York, Pa., schools of, 206, 208.  
Youngstown, Ohio, schools of, 192, 194.

## Z.

Zanesville, Ohio, schools of, 192, 194.  
Zarnoke, Fr., letter from, comparing classical and scientific instruction, ol-clii.





U.C. BERKELEY LIBRARIES



C030508582

L111

A3

1877/78

Educ. Dept.

542897

UNIVERSITY OF CALIFORNIA LIBRARY



